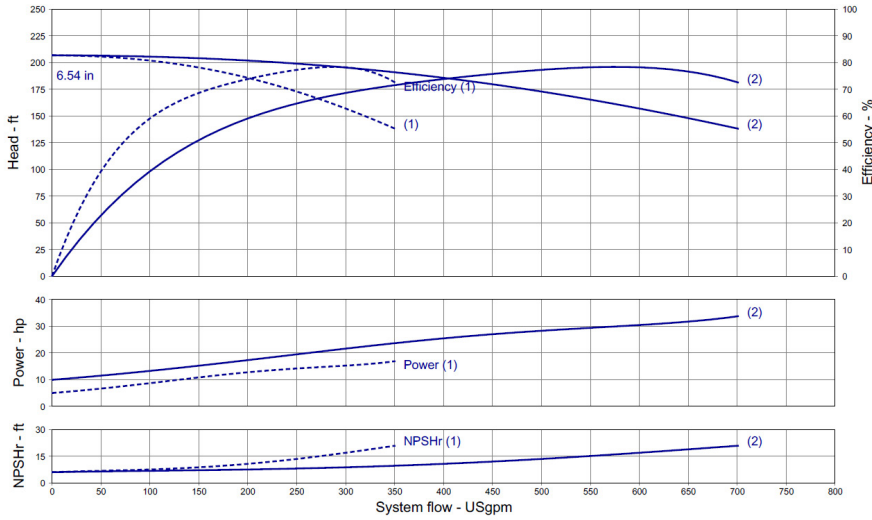


Wilo-WiBooster

		Project:					
		Engineer:					
		Contractor:					
		Submitted By:			Date:		
		Approved By:			Date:		
Tag #	Model #	Flow	Head	HP/Pump	Cycle	Phase	Voltage
	WiBooster 2/328/C			15	60Hz		



Product Info

Brand	Wilo
Product Description	WiBooster 2/328/C

Construction Materials

Pump Volute	304 Stainless Steel
Impeller	304 Stainless Steel
Shaft	304 Stainless Steel
Elastomers	EPDM
Isolation Valves	Butterfly, SS Stem/Disc, EPDM Seal
Manifolds	304 Stainless Steel, ANSI-Flanged
Check Valves	Stainless Steel, Non-Slam, Plunger Type with EPDM Seal
Mechanical Seal	Type 21
Pressure Transducers	316 Stainless Steel
Pressure Gauges	304/316 Stainless Steel
System Base	Nickel Plated Steel
Vibration Isolators	Neoprene, Height-Adjustable

Motor Data

Motor Power Supply	3-208-230/460/575V
Enclosure	ODP/TEFC
Efficiency	NEMA Premium
Horsepower/Pump	15
Enclosure Material	Rolled Steel/Cast Iron
Motor Protection Class	IP54
Insulation Class	F

Hydraulic Data

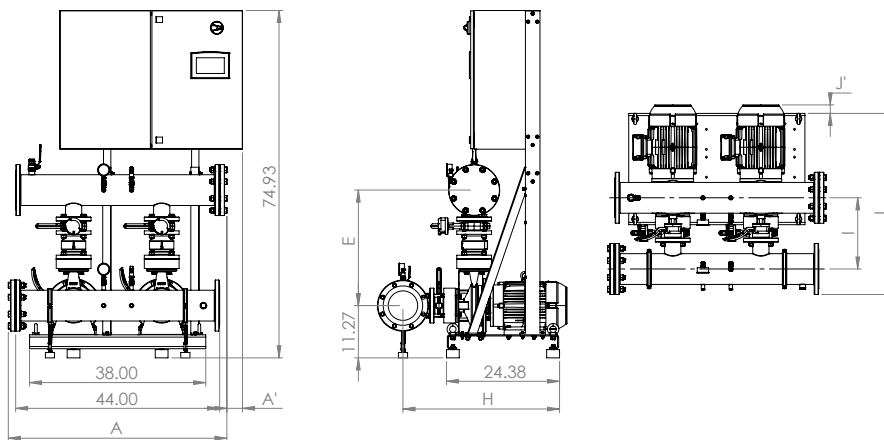
Max Operating Pressure	150 PSI
Max Inlet Pressure	75 PSI
Min. Fluid Temp.	40°F
Max Fluid Temp.	140°F
Min. Ambient Temp	32°F
Max. Ambient Temp	104°F

Panel Info

Power Supply	1-230, 3-208-230/460/575
Enclosure	NEMA 12 (3R Available on Request)
Standard	Meets UL 508A
VFD's	Danfoss FC-51 /FC-101

PLC Info

User Interface	7" Color Touchscreen
Display Resolution	800 x 480 Pixels
Supply Voltage	24VDC
Max Current	320mA @24V
Analog Inputs/Outputs	9/2
Digital Inputs/Outputs	18/17
Communications	ModBUS Standard (BacNET, LONWorks Optional)
Ethernet Port	RJ45 (10/100Mbps)
Additional Ports	USB 2.0, Micro-SD



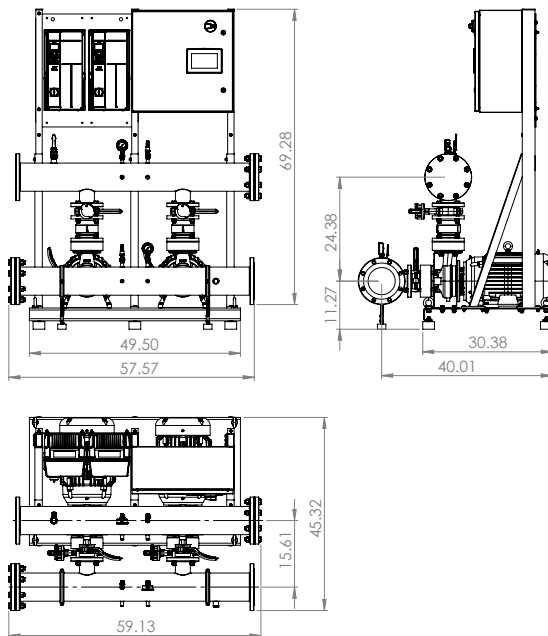
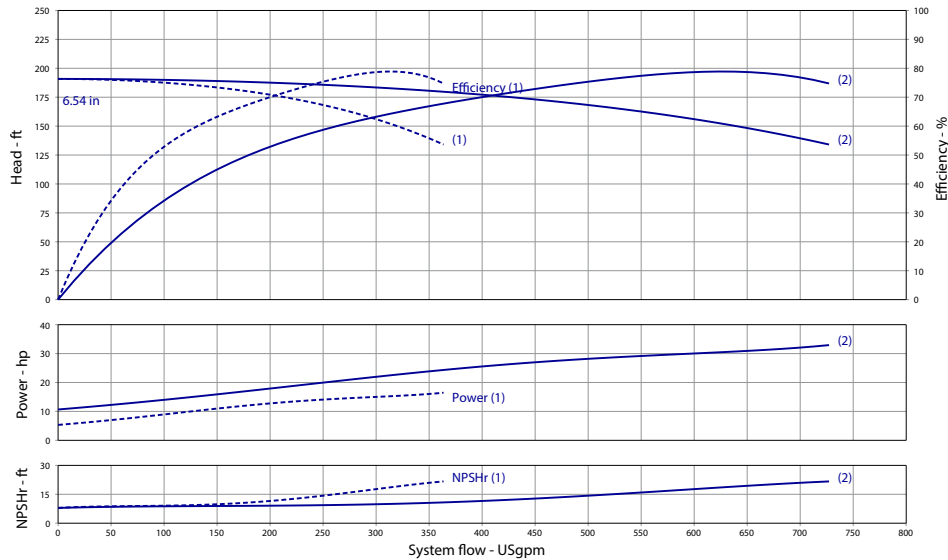
Dimensions	Full Flow Connection (in)				Half Flow Connection (in)			
	1-3-230	3-208-230	3-460	3-575	1-3-230	3-208-230	3-460	3-575
System Connection (150#)	x	6	6	x	x	4	4	x
A'	x	4.9	N/A	x	x	4.9	N/A	x
J'	x	1.8	1.8	x	x	1.8	1.8	x
A	x	47.13	47.13	x	x	46.85	46.85	x
E	x	24.92	24.92	x	x	23.17	23.17	x
H	x	33.76	33.76	x	x	32.1	32.1	x
J	x	39.07	39.07	x	x	36.32	36.32	x
I	x	15.36	15.36	x	x	13.61	13.61	x
Panel Dimensions (HxWxD)	x	30x39x12	30x24x10	x	x	30x39x12	30x24x10	x
Full Load Amps (per pump)	x	37.4-34.0	17.0	x	x	37.4-34.0	17.0	x
Panel Weight (lbs)	x	177	126.7	x	x	177	126.7	x
Pump Weight (ea - lbs)	x	312	312	x	x	312	312	x
System Weight (lbs)	x	1046.32	996.02	x	x	1016.35	966.05	x

Approval Stamp

Wilo-WiBooster

		Project:					
		Engineer:					
		Contractor:					
		Submitted By:			Date:		
		Approved By:			Date:		
Tag #	Model #	Flow	Head	HP/Pump	Cycle	Phase	Voltage
	WiBooster 2/327/A1/TEFC			20	60Hz		

Article Number: 3402384



Product Info

Brand	Wilo
Product Description	WiBooster 2/327/A1/315/TEFC

Construction Materials

Pump Volute	304 Stainless Steel
Impeller	304 Stainless Steel
Shaft	304 Stainless Steel
Elastomers	EPDM
Isolation Valves	Butterfly, SS Stem/Disc, EPDM Seal
Manifolds	304 Stainless Steel, ANSI-Flanged
Check Valves	Stainless Steel, Non-Slam, Plunger Type with EPDM Seal
Mechanical Seal	Type 21
Pressure Transducers	316 Stainless Steel
Pressure Gauges	304/316 Stainless Steel
System Base	Nickel Plated Steel
Vibration Isolators	Neoprene, Height-Adjustable

Motor Data

Motor Power Supply	3-575V
Enclosure	TEFC
Efficiency	NEMA Premium
Horsepower/Pump	20
Enclosure Material	Rolled Steel/Cast Iron
Motor Protection Class	IP54
Insulation Class	F

Hydraulic Data

Max Operating Pressure	150 PSI
Max Inlet Pressure	75 PSI
Min. Fluid Temp.	40°F
Max Fluid Temp.	140°F
Min. Ambient Temp	32°F
Max. Ambient Temp	104°F

Panel Info

Power Supply	3-575
Enclosure	NEMA 12 (3R Available on Request)
Standard	Meets UL 508A
VFD's	Danfoss FC-101/FC-202

PLC Info

User Interface	7" Color Touchscreen
Display Resolution	800 x 480 Pixels
Supply Voltage	24VDC
Max Current	320mA @24V
Analog Inputs/Outputs	9/2
Digital Inputs/Outputs	18/17
Communications	ModBUS Standard (BacNET, LONWorks Optional)
Ethernet Port	RJ45 (10/100Mbps)
Additional Ports	USB 2.0, Micro-SD

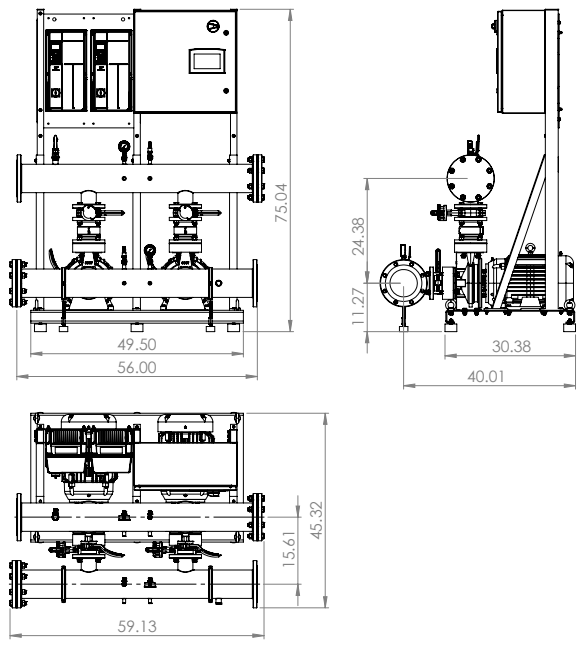
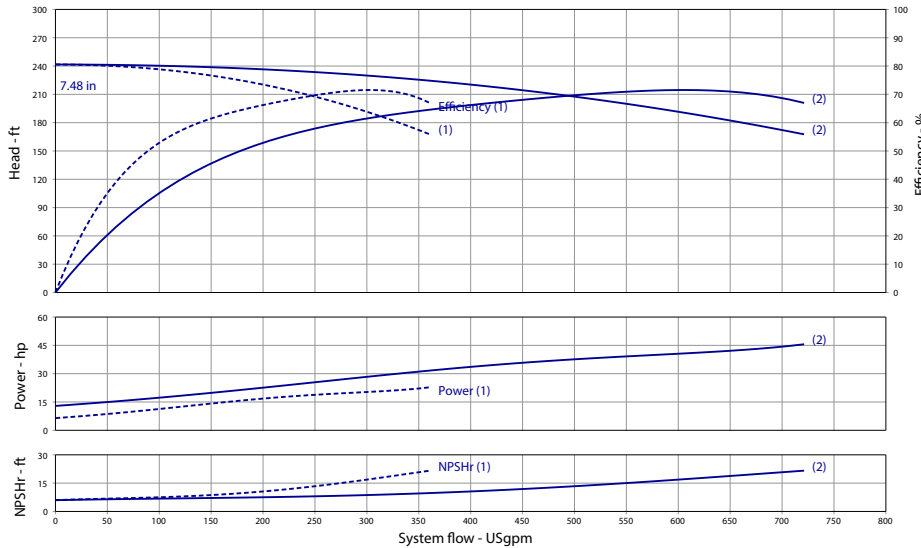
Duplex	Full Flow Connection (in)				Half Flow Connection (in)			
	1-3-230	3-208-230	3-460	3-575	1-3-230	3-208-230	3-460	3-575
System Connection (150#)	6	6	6	6	4	4	4	4
Panel Dimensions (HxWxD)	x	24x24x8	30x30x10	24x24x8	x	24x24x8	30x30x10	24x24x8
Full Load Amps (per pump)	x	47.0	23.5	16.0	x	47.0	23.5	16.0
Panel Weight (lbs)	x	95	126.6	88	x	95	126.6	88
External VFD Weight (ea - lbs)	x	60	x	50	x	60	x	50
Pump Weight (ea - lbs)	x	216	216	216	x	216	216	216
System Weight (lbs)	x	1276.94	1131.2	1252.32	x	1246.28	1100.55	1221.65



Wilo-WiBooster

		Project:					
		Engineer:					
		Contractor:					
		Submitted By:			Date:		
		Approved By:			Date:		
Tag #	Model #	Flow	Head	HP/Pump	Cycle	Phase	Voltage
	WiBooster 2/328/B1/TEFC			20	60Hz		

Article Number: 3402400



Product Info

Brand	Wilo
Product Description	WiBooster 2/328/B1/300/TEFC

Construction Materials

Pump Volute	304 Stainless Steel
Impeller	304 Stainless Steel
Shaft	304 Stainless Steel
Elastomers	EPDM
Isolation Valves	Butterfly, SS Stem/Disc, EPDM Seal
Manifolds	304 Stainless Steel, ANSI-Flanged
Check Valves	Stainless Steel, Non-Slam, Plunger Type with EPDM Seal
Mechanical Seal	Type 21
Pressure Transducers	316 Stainless Steel
Pressure Gauges	304/316 Stainless Steel
System Base	Nickel Plated Steel
Vibration Isolators	Neoprene, Height-Adjustable

Motor Data

Motor Power Supply	3-575V
Enclosure	TEFC
Efficiency	NEMA Premium
Horsepower/Pump	20
Enclosure Material	Rolled Steel/Cast Iron
Motor Protection Class	IP54
Insulation Class	F

Hydraulic Data

Max Operating Pressure	150 PSI
Max Inlet Pressure	75 PSI
Min. Fluid Temp.	40°F
Max Fluid Temp.	140°F
Min. Ambient Temp	32°F
Max. Ambient Temp	104°F

Panel Info

Power Supply	3-575
Enclosure	NEMA 12 (3R Available on Request)
Standard	Meets UL 508A
VFD's	Danfoss FC-101/FC-202

PLC Info

User Interface	7" Color Touchscreen
Display Resolution	800 x 480 Pixels
Supply Voltage	24VDC
Max Current	320mA @24V
Analog Inputs/Outputs	9/2
Digital Inputs/Outputs	18/17
Communications	ModBUS Standard (BacNET, LONWorks Optional)
Ethernet Port	RJ45 (10/100Mbps)
Additional Ports	USB 2.0, Micro-SD

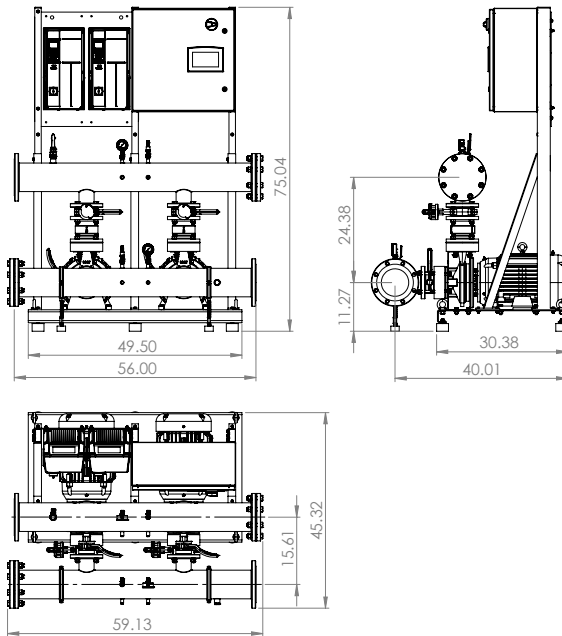
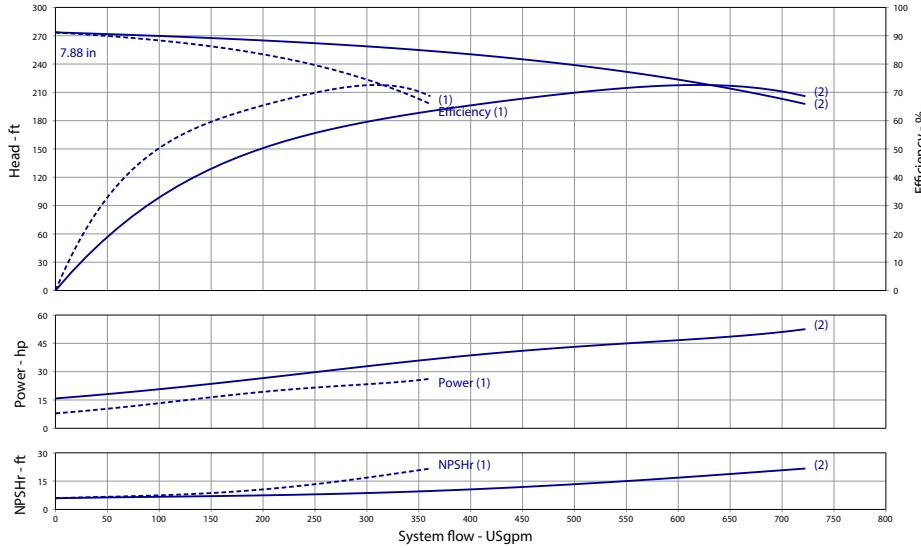
Duplex	Full Flow Connection (in)				Half Flow Connection (in)			
	1-3-230	3-208-230	3-460	3-575	1-3-230	3-208-230	3-460	3-575
System Connection (150#)	x	6	6	6	x	4	4	4
Panel Dimensions (HxWxD)	x	24x24x8	30x30x10	24x24x8	x	24x24x8	30x30x10	24x24x8
Full Load Amps (per pump)	x	47.0	23.5	19.0	x	47.0	23.5	19.0
Panel Weight (lbs)	x	95	126.6	88	x	95	126.6	88
External VFD Weight (ea - lbs)	x	60	x	50	x	60	x	50
Pump Weight (ea - lbs)	x	270	270	270	x	270	270	270
System Weight (lbs)	x	1294.94	1149.2	1270.3	x	1264.28	1118.55	1239.65



Wilo-WiBooster

		Project:					
		Engineer:					
		Contractor:					
		Submitted By:			Date:		
		Approved By:			Date:		
Tag #	Model #	Flow	Head	HP/Pump	Cycle	Phase	Voltage
	WiBooster 2/328/A1/TEFC			25	60Hz		

Article Number: 3402402



Product Info

Brand	Wilo
Product Description	WiBooster 2/328/A1/315/TEFC

Construction Materials

Pump Volute	304 Stainless Steel
Impeller	304 Stainless Steel
Shaft	304 Stainless Steel
Elastomers	EPDM
Isolation Valves	Butterfly, SS Stem/Disc, EPDM Seal
Manifolds	304 Stainless Steel, ANSI-Flanged
Check Valves	Stainless Steel, Non-Slam, Plunger Type with EPDM Seal
Mechanical Seal	Type 21
Pressure Transducers	316 Stainless Steel
Pressure Gauges	304/316 Stainless Steel
System Base	Nickel Plated Steel
Vibration Isolators	Neoprene, Height-Adjustable

Motor Data

Motor Power Supply	3-575V
Enclosure	TEFC
Efficiency	NEMA Premium
Horsepower/Pump	25
Enclosure Material	Rolled Steel/Cast Iron
Motor Protection Class	IP54
Insulation Class	F

Hydraulic Data

Max Operating Pressure	150 PSI
Max Inlet Pressure	75 PSI
Min. Fluid Temp.	40°F
Max Fluid Temp.	140°F
Min. Ambient Temp	32°F
Max. Ambient Temp	104°F

Panel Info

Power Supply	3-575
Enclosure	NEMA 12 (3R Available on Request)
Standard	Meets UL 508A
VFD's	Danfoss FC-101/FC-202

PLC Info

User Interface	7" Color Touchscreen
Display Resolution	800 x 480 Pixels
Supply Voltage	24VDC
Max Current	320mA @24V
Analog Inputs/Outputs	9/2
Digital Inputs/Outputs	18/17
Communications	ModBUS Standard (BacNET, LONWorks Optional)
Ethernet Port	RJ45 (10/100Mbps)
Additional Ports	USB 2.0, Micro-SD

Duplex	Full Flow Connection (in)				Half Flow Connection (in)			
	1-3-230	3-208-230	3-460	3-575	1-3-230	3-208-230	3-460	3-575
System Connection (150#)	x	6	6	6	x	4	4	4
Panel Dimensions (HxWxD)	x	24x24x8	30x39x12	24x24x8	x	24x24x8	30x39x12	24x24x8
Full Load Amps (per pump)	x	56.0	28.0	22.5	x	56.0	28.0	22.5
Panel Weight (lbs)	x	45	80	90	x	45	80	90
External VFD Weight (ea - lbs)	x	100	x	50	x	100	x	50
Pump Weight (ea - lbs)	x	325	325	325	x	325	325	325
System Weight (lbs)	x	1467.7	1307.6	1378.3	x	1437.05	1276.95	1347.65



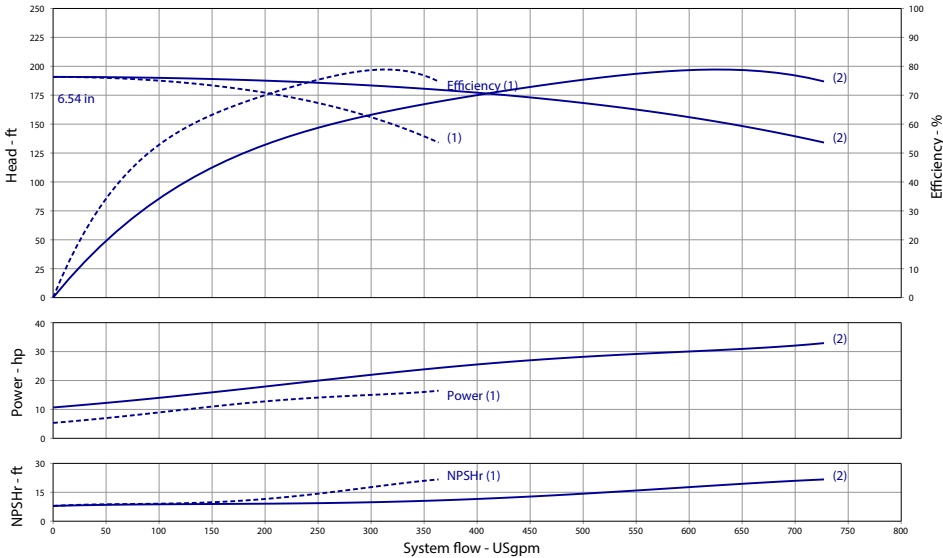
Wilo-WiBooster



Project:			
Engineer:			
Contractor:			
Submitted By:		Date:	
Approved By:		Date:	

Tag #	Model #	Flow	Head	HP/Pump	Cycle	Phase	Voltage
	WiBooster 2/327/A1/ODP			20	60Hz		

Article Number: 3402210



Product Info

Brand	Wilo
Product Description	WiBooster 2/327/A1/315/ODP

Construction Materials

Pump Volute	304 Stainless Steel
Impeller	304 Stainless Steel
Shaft	304 Stainless Steel
Elastomers	EPDM
Isolation Valves	Butterfly, SS Stem/Disc, EPDM Seal
Manifolds	304 Stainless Steel, ANSI-Flanged
Check Valves	Stainless Steel, Non-Slam, Plunger Type with EPDM Seal
Mechanical Seal	Type 21
Pressure Transducers	316 Stainless Steel
Pressure Gauges	304/316 Stainless Steel
System Base	Nickel Plated Steel
Vibration Isolators	Neoprene, Height-Adjustable

Motor Data

Motor Power Supply	3-575V
Enclosure	ODP
Efficiency	NEMA Premium
Horsepower/Pump	20
Enclosure Material	Rolled Steel/Cast Iron
Motor Protection Class	IP54
Insulation Class	F

Hydraulic Data

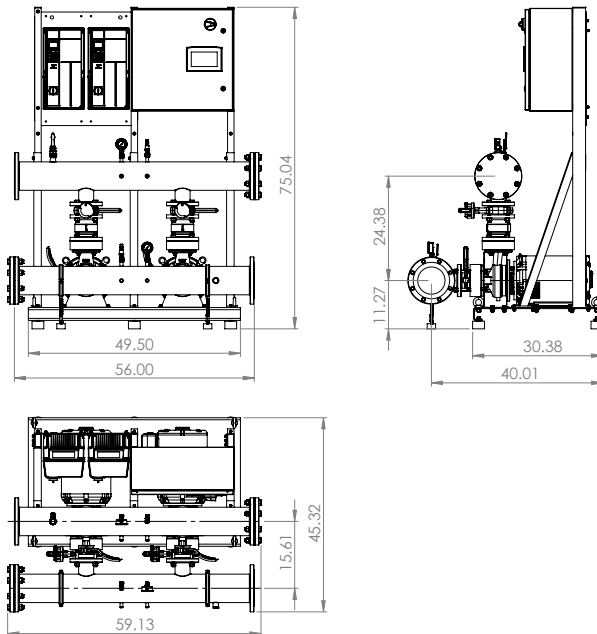
Max Operating Pressure	150 PSI
Max Inlet Pressure	75 PSI
Min. Fluid Temp.	40°F
Max Fluid Temp.	140°F
Min. Ambient Temp	32°F
Max. Ambient Temp	104°F

Panel Info

Power Supply	3-575
Enclosure	NEMA 12 (3R Available on Request)
Standard	Meets UL 508A
VFD's	Danfoss FC-101/FC-202

PLC Info

User Interface	7" Color Touchscreen
Display Resolution	800 x 480 Pixels
Supply Voltage	24VDC
Max Current	320mA @24V
Analog Inputs/Outputs	9/2
Digital Inputs/Outputs	18/17
Communications	ModBUS Standard (BacNET, LONWorks Optional)
Ethernet Port	RJ45 (10/100Mbps)
Additional Ports	USB 2.0, Micro-SD



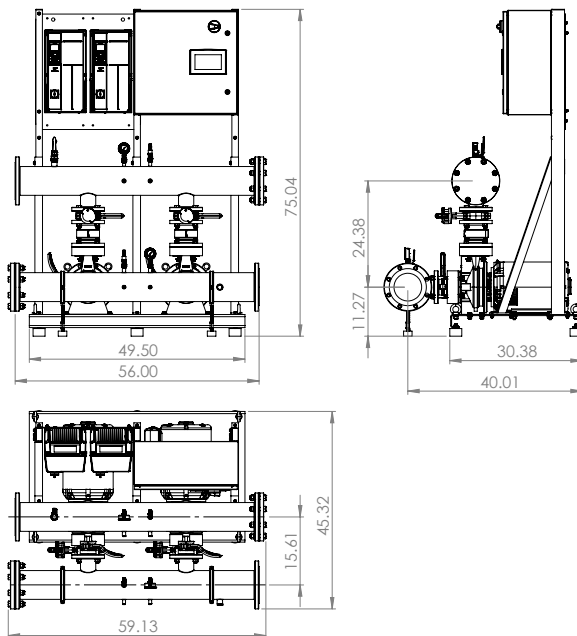
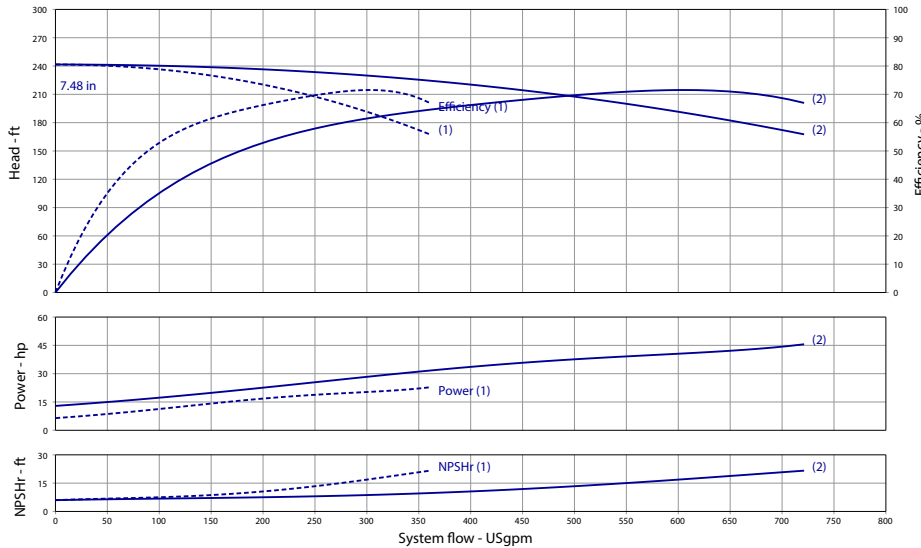
Duplex	Full Flow Connection (in)				Half Flow Connection (in)			
	1-3-230	3-208-230	3-460	3-575	1-3-230	3-208-230	3-460	3-575
System Connection (150#)	6	6	6	6	4	4	4	4
Panel Dimensions (HxWxD)	x	24x24x8	30x30x10	24x24x8	x	24x24x8	30x30x10	24x24x8
Full Load Amps (per pump)	x	47.0	23.5	16.0	x	47.0	23.5	16.0
Panel Weight (lbs)	x	95	126.6	88	x	95	126.6	88
External VFD Weight (ea - lbs)	x	60	x	50	x	60	x	50
Pump Weight (ea - lbs)	x	216	216	216	x	216	216	216
System Weight (lbs)	x	1276.94	1131.2	1252.32	x	1246.28	1100.55	1221.65



Wilo-WiBooster

		Project:					
		Engineer:					
		Contractor:					
		Submitted By:			Date:		
		Approved By:			Date:		
Tag #	Model #	Flow	Head	HP/Pump	Cycle	Phase	Voltage
	WiBooster 2/328/B1/ODP			20	60Hz		

Article Number: 3402226



Product Info

Brand	Wilo
Product Description	WiBooster 2/328/B1/300/ODP

Construction Materials

Pump Volute	304 Stainless Steel
Impeller	304 Stainless Steel
Shaft	304 Stainless Steel
Elastomers	EPDM
Isolation Valves	Butterfly, SS Stem/Disc, EPDM Seal
Manifolds	304 Stainless Steel, ANSI-Flanged
Check Valves	Stainless Steel, Non-Slam, Plunger Type with EPDM Seal
Mechanical Seal	Type 21
Pressure Transducers	316 Stainless Steel
Pressure Gauges	304/316 Stainless Steel
System Base	Nickel Plated Steel
Vibration Isolators	Neoprene, Height-Adjustable

Motor Data

Motor Power Supply	3-575V
Enclosure	ODP
Efficiency	NEMA Premium
Horsepower/Pump	20
Enclosure Material	Rolled Steel/Cast Iron
Motor Protection Class	IP54
Insulation Class	F

Hydraulic Data

Max Operating Pressure	150 PSI
Max Inlet Pressure	75 PSI
Min. Fluid Temp.	40°F
Max Fluid Temp.	140°F
Min. Ambient Temp	32°F
Max. Ambient Temp	104°F

Panel Info

Power Supply	3-575
Enclosure	NEMA 12 (3R Available on Request)
Standard	Meets UL 508A
VFD's	Danfoss FC-101/FC-202

PLC Info

User Interface	7" Color Touchscreen
Display Resolution	800 x 480 Pixels
Supply Voltage	24VDC
Max Current	320mA @24V
Analog Inputs/Outputs	9/2
Digital Inputs/Outputs	18/17
Communications	ModBUS Standard (BacNET, LONWorks Optional)
Ethernet Port	RJ45 (10/100Mbps)
Additional Ports	USB 2.0, Micro-SD

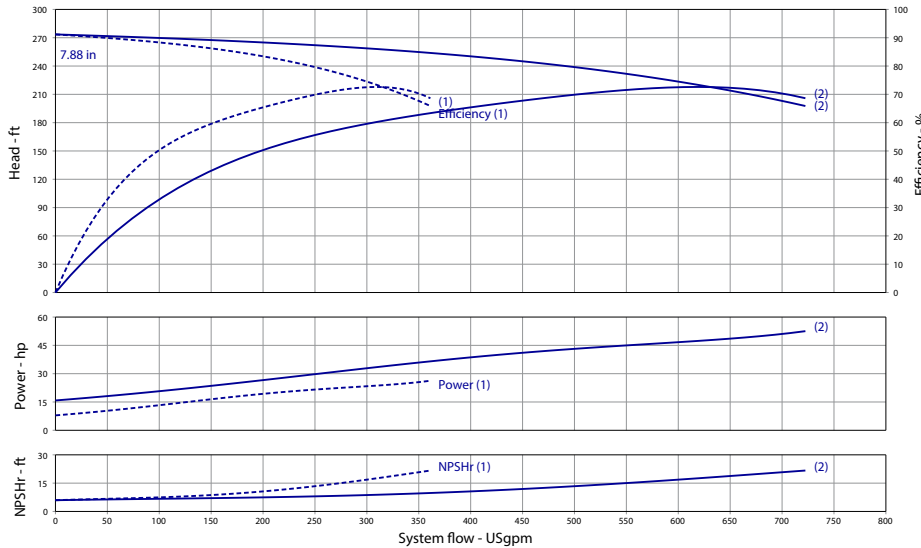
Duplex	Full Flow Connection (in)				Half Flow Connection (in)			
	1-3-230	3-208-230	3-460	3-575	1-3-230	3-208-230	3-460	3-575
System Connection (150#)	x	6	6	6	x	4	4	4
Panel Dimensions (HxWxD)	x	24x24x8	30x30x10	24x24x8	x	24x24x8	30x30x10	24x24x8
Full Load Amps (per pump)	x	47.0	23.5	19.0	x	47.0	23.5	19.0
Panel Weight (lbs)	x	95	126.6	88	x	95	126.6	88
External VFD Weight (ea - lbs)	x	60	x	50	x	60	x	50
Pump Weight (ea - lbs)	x	225	225	225	x	225	225	225
System Weight (lbs)	x	1294.94	1149.2	1270.3	x	1264.28	1118.55	1239.65



Wilo-WiBooster

		Project:					
		Engineer:					
		Contractor:					
		Submitted By:			Date:		
		Approved By:			Date:		
Tag #	Model #	Flow	Head	HP/Pump	Cycle	Phase	Voltage
	WiBooster 2/328/A1/ODP			25	60Hz		

Article Number: 3402228



Product Info

Brand	Wilo
Product Description	WiBooster 2/328/A1/310/ODP

Construction Materials

Pump Volute	304 Stainless Steel
Impeller	304 Stainless Steel
Shaft	304 Stainless Steel
Elastomers	EPDM
Isolation Valves	Butterfly, SS Stem/Disc, EPDM Seal
Manifolds	304 Stainless Steel, ANSI-Flanged
Check Valves	Stainless Steel, Non-Slam, Plunger Type with EPDM Seal
Mechanical Seal	Type 21
Pressure Transducers	316 Stainless Steel
Pressure Gauges	304/316 Stainless Steel
System Base	Nickel Plated Steel
Vibration Isolators	Neoprene, Height-Adjustable

Motor Data

Motor Power Supply	3-575V
Enclosure	ODP
Efficiency	NEMA Premium
Horsepower/Pump	25
Enclosure Material	Rolled Steel/Cast Iron
Motor Protection Class	IP54
Insulation Class	F

Hydraulic Data

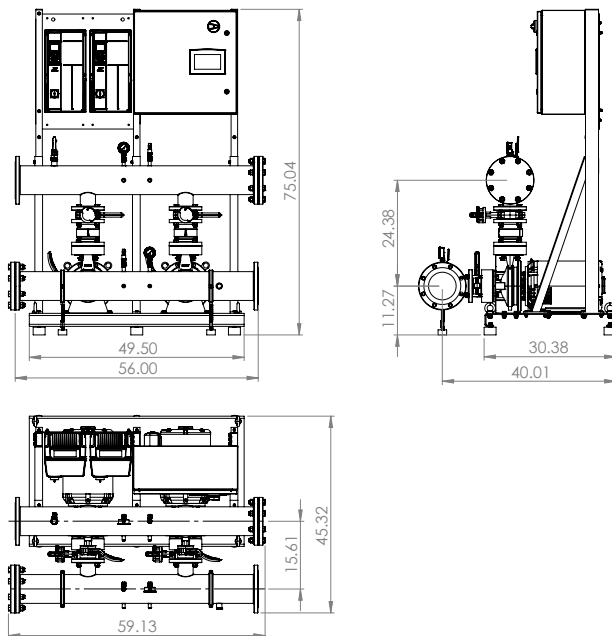
Max Operating Pressure	150 PSI
Max Inlet Pressure	75 PSI
Min. Fluid Temp.	40°F
Max Fluid Temp.	140°F
Min. Ambient Temp	32°F
Max. Ambient Temp	104°F

Panel Info

Power Supply	3-575
Enclosure	NEMA 12 (3R Available on Request)
Standard	Meets UL 508A
VFD's	Danfoss FC-101/FC-202

PLC Info

User Interface	7" Color Touchscreen
Display Resolution	800 x 480 Pixels
Supply Voltage	24VDC
Max Current	320mA @24V
Analog Inputs/Outputs	9/2
Digital Inputs/Outputs	18/17
Communications	ModBUS Standard (BacNET, LONWorks Optional)
Ethernet Port	RJ45 (10/100Mbps)
Additional Ports	USB 2.0, Micro-SD



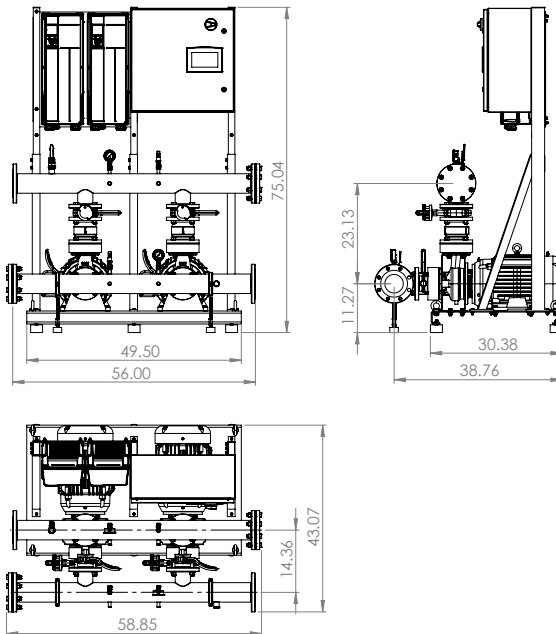
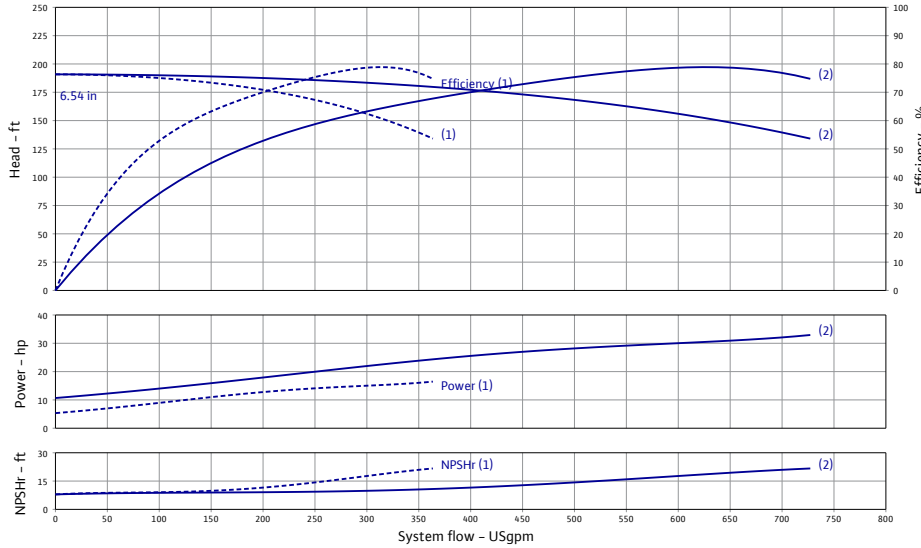
Duplex	Full Flow Connection (in)				Half Flow Connection (in)			
	1-3-230	3-208-230	3-460	3-575	1-3-230	3-208-230	3-460	3-575
System Connection (150#)	x	6	6	6	x	4	4	4
Panel Dimensions (HxWxD)	x	24x24x8	30x39x12	24x24x8	x	24x24x8	30x39x12	24x24x8
Full Load Amps (per pump)	x	56.0	28.0	22.5	x	56.0	28.0	22.5
Panel Weight (lbs)	x	45	80	90	x	45	80	90
External VFD Weight (ea - lbs)	x	100	x	50	x	100	x	50
Pump Weight (ea - lbs)	x	275	275	275	x	275	275	275
System Weight (lbs)	x	1467.7	1307.6	1378.3	x	1437.05	1276.95	1347.65



Wilo-WiBooster

		Project:					
		Engineer:					
		Contractor:					
		Submitted By:			Date:		
		Approved By:			Date:		
Tag #	Model #	Flow	Head	HP/Pump	Cycle	Phase	Voltage
	WiBooster 2/327/A2/TEFC			20	60Hz		

Article Number: 3402373



Product Info

Brand	Wilo
Product Description	WiBooster 2/327/A2/315/TEFC

Construction Materials

Pump Volute	304 Stainless Steel
Impeller	304 Stainless Steel
Shaft	304 Stainless Steel
Elastomers	EPDM
Isolation Valves	Butterfly, SS Stem/Disc, EPDM Seal
Manifolds	304 Stainless Steel, ANSI-Flanged
Check Valves	Stainless Steel, Non-Slam, Plunger Type with EPDM Seal
Mechanical Seal	Type 21
Pressure Transducers	316 Stainless Steel
Pressure Gauges	304/316 Stainless Steel
System Base	Nickel Plated Steel
Vibration Isolators	Neoprene, Height-Adjustable

Motor Data

Motor Power Supply	3-208-230V
Enclosure	TEFC
Efficiency	NEMA Premium
Horsepower/Pump	20
Enclosure Material	Rolled Steel/Cast Iron
Motor Protection Class	IP54
Insulation Class	F

Hydraulic Data

Max Operating Pressure	150 PSI
Max Inlet Pressure	75 PSI
Min. Fluid Temp.	40°F
Max Fluid Temp.	140°F
Min. Ambient Temp	32°F
Max. Ambient Temp	104°F

Panel Info

Power Supply	3-208-230
Enclosure	NEMA 12 (3R Available on Request)
Standard	Meets UL 508A
VFD's	Danfoss FC-101/FC-202

PLC Info

User Interface	7" Color Touchscreen
Display Resolution	800 x 480 Pixels
Supply Voltage	24VDC
Max Current	320mA @24V
Analog Inputs/Outputs	9/2
Digital Inputs/Outputs	18/17
Communications	ModBUS Standard (BacNET, LONWorks Optional)
Ethernet Port	RJ45 (10/100Mbps)
Additional Ports	USB 2.0, Micro-SD

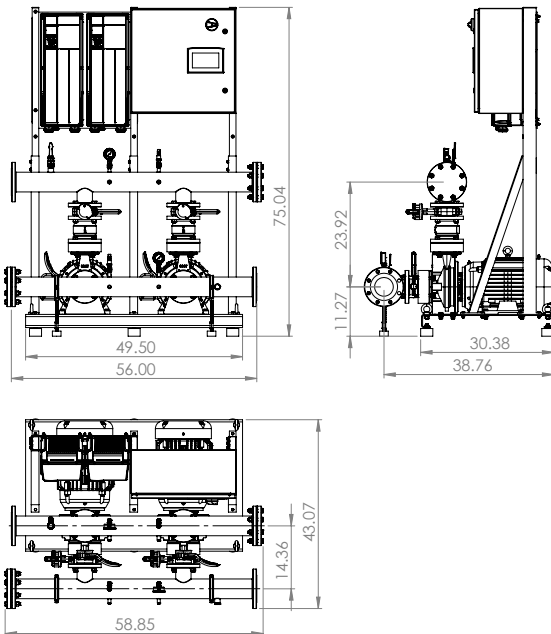
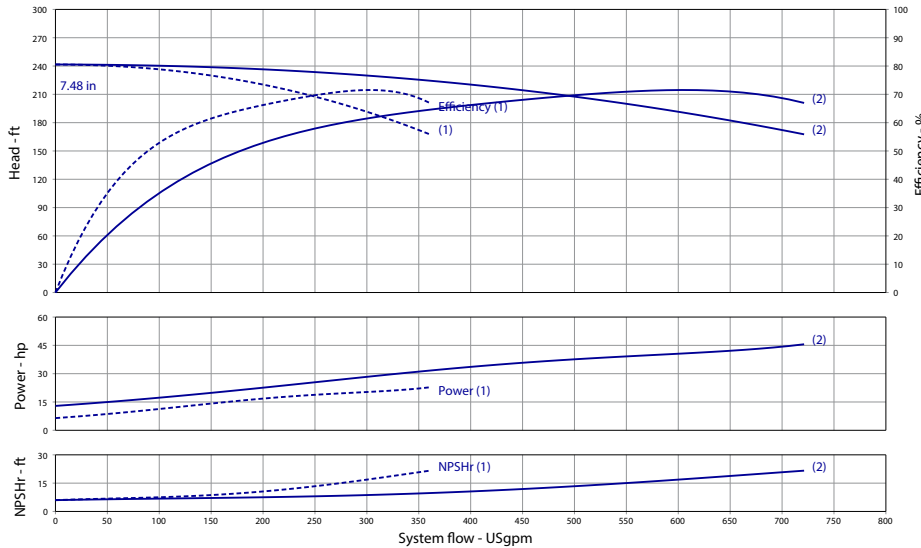
Duplex Phase and Voltage	Full Flow Connection (in)				Half Flow Connection (in)			
	1-3-230	3-208-230	3-460	3-575	1-3-230	3-208-230	3-460	3-575
System Connection (150#)	6	6	6	6	4	4	4	4
Panel Dimensions (HxWxD)	x	24x24x8	30x30x10	24x24x8	x	24x24x8	30x30x10	24x24x8
Full Load Amps (per pump)	x	47.0	23.5	16.0	x	47.0	23.5	16.0
Panel Weight (lbs)	x	95	126.6	88	x	95	126.6	88
External VFD Weight (ea - lbs)	x	60	x	50	x	60	x	50
Pump Weight (ea - lbs)	x	260	260	260	x	260	260	260
System Weight (lbs)	x	1276.94	1131.2	1252.32	x	1246.28	1100.55	1221.65



Wilo-WiBooster

		Project:					
		Engineer:					
		Contractor:					
		Submitted By:			Date:		
		Approved By:			Date:		
Tag #	Model #	Flow	Head	HP/Pump	Cycle	Phase	Voltage
	WiBooster 2/328/B2/TEFC			20	60Hz		

Article Number: 3402389



Product Info

Brand	Wilo
Product Description	WiBooster 2/328/B2/300/TEFC

Construction Materials

Pump Volute	304 Stainless Steel
Impeller	304 Stainless Steel
Shaft	304 Stainless Steel
Elastomers	EPDM
Isolation Valves	Butterfly, SS Stem/Disc, EPDM Seal
Manifolds	304 Stainless Steel, ANSI-Flanged
Check Valves	Stainless Steel, Non-Slam, Plunger Type with EPDM Seal
Mechanical Seal	Type 21
Pressure Transducers	316 Stainless Steel
Pressure Gauges	304/316 Stainless Steel
System Base	Nickel Plated Steel
Vibration Isolators	Neoprene, Height-Adjustable

Motor Data

Motor Power Supply	3-208-230V
Enclosure	TEFC
Efficiency	NEMA Premium
Horsepower/Pump	20
Enclosure Material	Rolled Steel/Cast Iron
Motor Protection Class	IP54
Insulation Class	F

Hydraulic Data

Max Operating Pressure	150 PSI
Max Inlet Pressure	75 PSI
Min. Fluid Temp.	40°F
Max Fluid Temp.	140°F
Min. Ambient Temp	32°F
Max. Ambient Temp	104°F

Panel Info

Power Supply	3-208-230
Enclosure	NEMA 12 (3R Available on Request)
Standard	Meets UL 508A
VFD's	Danfoss FC-101/FC-202

PLC Info

User Interface	7" Color Touchscreen
Display Resolution	800 x 480 Pixels
Supply Voltage	24VDC
Max Current	320mA @24V
Analog Inputs/Outputs	9/2
Digital Inputs/Outputs	18/17
Communications	ModBUS Standard (BacNET, LONWorks Optional)
Ethernet Port	RJ45 (10/100Mbps)
Additional Ports	USB 2.0, Micro-SD

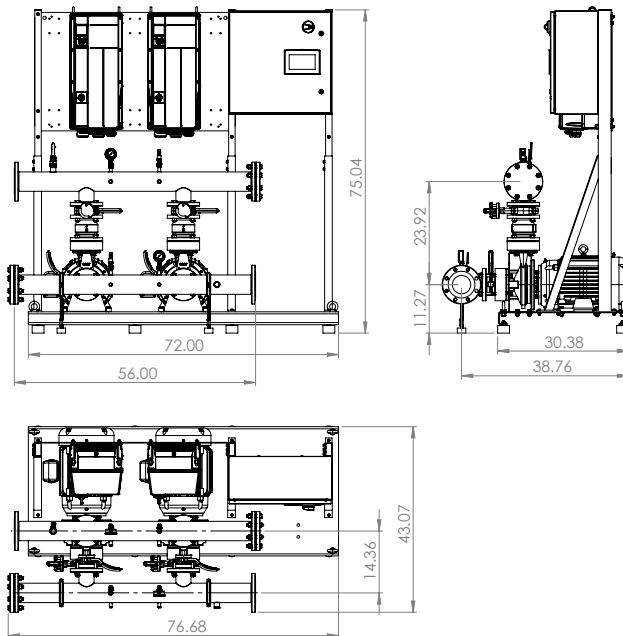
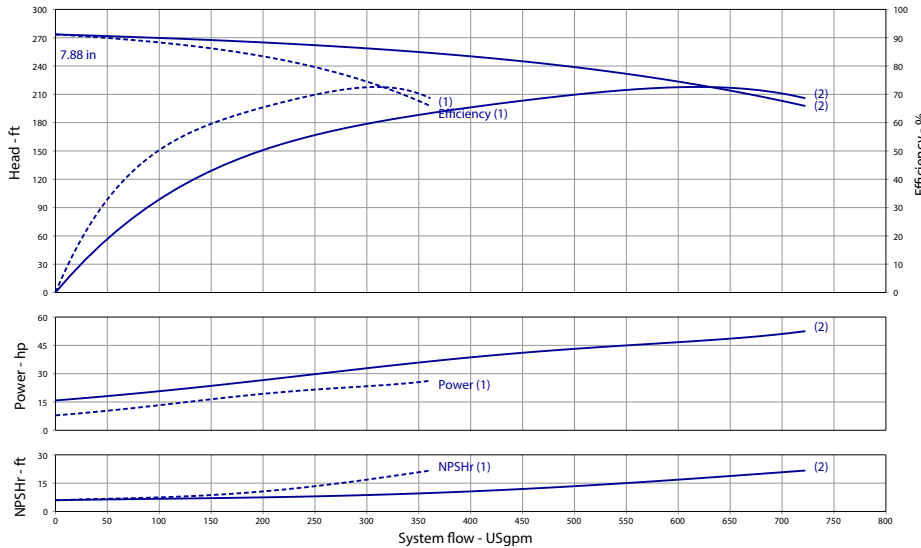
Duplex	Full Flow Connection (in)				Half Flow Connection (in)			
	1-3-230	3-208-230	3-460	3-575	1-3-230	3-208-230	3-460	3-575
System Connection (150#)	x	6	6	6	x	4	4	4
Panel Dimensions (HxWxD)	x	24x24x8	30x30x10	24x24x8	x	24x24x8	30x30x10	24x24x8
Full Load Amps (per pump)	x	47.0	23.5	19.0	x	47.0	23.5	19.0
Panel Weight (lbs)	x	95	126.6	88	x	95	126.6	88
External VFD Weight (ea - lbs)	x	60	x	50	x	60	x	50
Pump Weight (ea - lbs)	x	270	270	270	x	270	270	270
System Weight (lbs)	x	1294.94	1149.2	1270.3	x	1264.28	1118.55	1239.65



Wilo-WiBooster

		Project:					
		Engineer:					
		Contractor:					
		Submitted By:			Date:		
		Approved By:			Date:		
Tag #	Model #	Flow	Head	HP/Pump	Cycle	Phase	Voltage
	WiBooster 2/328/A2/TEFC			25	60Hz		

Article Number: 3402391



Product Info

Brand	Wilo
Product Description	WiBooster 2/328/A2/310/TEFC

Construction Materials

Pump Volute	304 Stainless Steel
Impeller	304 Stainless Steel
Shaft	304 Stainless Steel
Elastomers	EPDM
Isolation Valves	Butterfly, SS Stem/Disc, EPDM Seal
Manifolds	304 Stainless Steel, ANSI-Flanged
Check Valves	Stainless Steel, Non-Slam, Plunger Type with EPDM Seal
Mechanical Seal	Type 21
Pressure Transducers	316 Stainless Steel
Pressure Gauges	304/316 Stainless Steel
System Base	Nickel Plated Steel
Vibration Isolators	Neoprene, Height-Adjustable

Motor Data

Motor Power Supply	3-208-230V
Enclosure	TEFC
Efficiency	NEMA Premium
Horsepower/Pump	25
Enclosure Material	Rolled Steel/Cast Iron
Motor Protection Class	IP54
Insulation Class	F

Hydraulic Data

Max Operating Pressure	150 PSI
Max Inlet Pressure	75 PSI
Min. Fluid Temp.	40°F
Max Fluid Temp.	140°F
Min. Ambient Temp	32°F
Max. Ambient Temp	104°F

Panel Info

Power Supply	3-208-230
Enclosure	NEMA 12 (3R Available on Request)
Standard	Meets UL 508A
VFD's	Danfoss FC-101/FC-202

PLC Info

User Interface	7" Color Touchscreen
Display Resolution	800 x 480 Pixels
Supply Voltage	24VDC
Max Current	320mA @24V
Analog Inputs/Outputs	9/2
Digital Inputs/Outputs	18/17
Communications	ModBUS Standard (BacNET, LONWorks Optional)
Ethernet Port	RJ45 (10/100Mbps)
Additional Ports	USB 2.0, Micro-SD

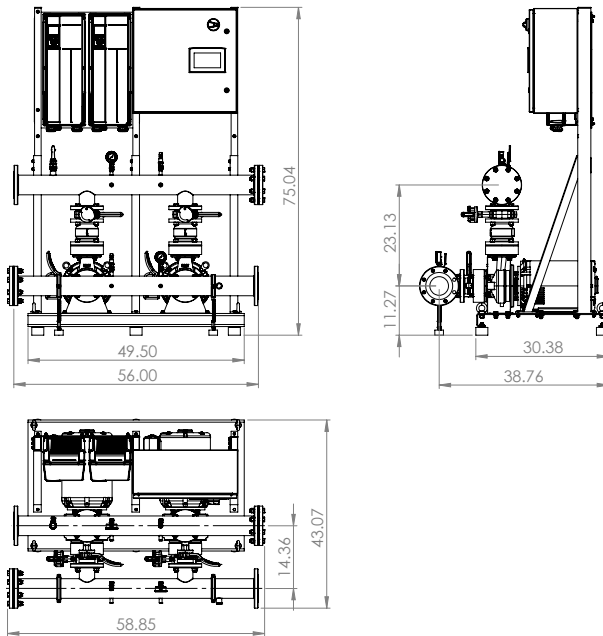
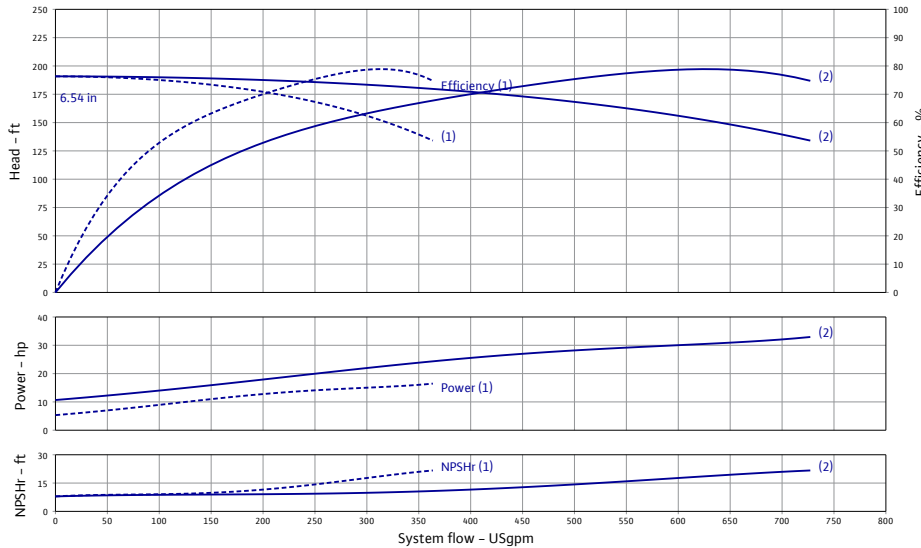
Duplex	Full Flow Connection (in)				Half Flow Connection (in)			
	1-3-230	3-208-230	3-460	3-575	1-3-230	3-208-230	3-460	3-575
System Connection (150#)	x	6	6	6	x	4	4	4
Panel Dimensions (HxWxD)	x	24x24x8	30x39x12	24x24x8	x	24x24x8	30x39x12	24x24x8
Full Load Amps (per pump)	x	56.0	28.0	22.5	x	56.0	28.0	22.5
Panel Weight (lbs)	x	45	80	90	x	45	80	90
External VFD Weight (ea - lbs)	x	100	x	50	x	100	x	50
Pump Weight (ea - lbs)	x	270	270	270	x	270	270	270
System Weight (lbs)	x	1467.7	1307.6	1378.3	x	1437.05	1276.95	1347.65



Wilo-WiBooster

		Project:					
		Engineer:					
		Contractor:					
		Submitted By:			Date:		
		Approved By:			Date:		
Tag #	Model #	Flow	Head	HP/Pump	Cycle	Phase	Voltage
	WiBooster 2/327/A2/ODP			20	60Hz		

Article Number: 3402199



Duplex Phase and Voltage	Full Flow Connection (in)				Half Flow Connection (in)			
	1-3-230	3-208-230	3-460	3-575	1-3-230	3-208-230	3-460	3-575
System Connection (150#)	6	6	6	6	4	4	4	4
Panel Dimensions (HxWxD)	x	24x24x8	30x30x10	24x24x8	x	24x24x8	30x30x10	24x24x8
Full Load Amps (per pump)	x	47.0	23.5	16.0	x	47.0	23.5	16.0
Panel Weight (lbs)	x	95	126.6	88	x	95	126.6	88
External VFD Weight (ea - lbs)	x	60	x	50	x	60	x	50
Pump Weight (ea - lbs)	x	216	216	216	x	216	216	216
System Weight (lbs)	x	1276.94	1131.2	1252.32	x	1246.28	1100.55	1221.65

Product Info

Brand	Wilo
Product Description	WiBooster 2/327/A2/315/ODP

Construction Materials

Pump Volute	304 Stainless Steel
Impeller	304 Stainless Steel
Shaft	304 Stainless Steel
Elastomers	EPDM
Isolation Valves	Butterfly, SS Stem/Disc, EPDM Seal
Manifolds	304 Stainless Steel, ANSI-Flanged
Check Valves	Stainless Steel, Non-Slam, Plunger Type with EPDM Seal
Mechanical Seal	Type 21
Pressure Transducers	316 Stainless Steel
Pressure Gauges	304/316 Stainless Steel
System Base	Nickel Plated Steel
Vibration Isolators	Neoprene, Height-Adjustable

Motor Data

Motor Power Supply	3-208-230V
Enclosure	ODP
Efficiency	NEMA Premium
Horsepower/Pump	20
Enclosure Material	Rolled Steel/Cast Iron
Motor Protection Class	IP54
Insulation Class	F

Hydraulic Data

Max Operating Pressure	150 PSI
Max Inlet Pressure	75 PSI
Min. Fluid Temp.	40°F
Max Fluid Temp.	140°F
Min. Ambient Temp	32°F
Max. Ambient Temp	104°F

Panel Info

Power Supply	3-208-230
Enclosure	NEMA 12 (3R Available on Request)
Standard	Meets UL 508A
VFD's	Danfoss FC-101/FC-202

PLC Info

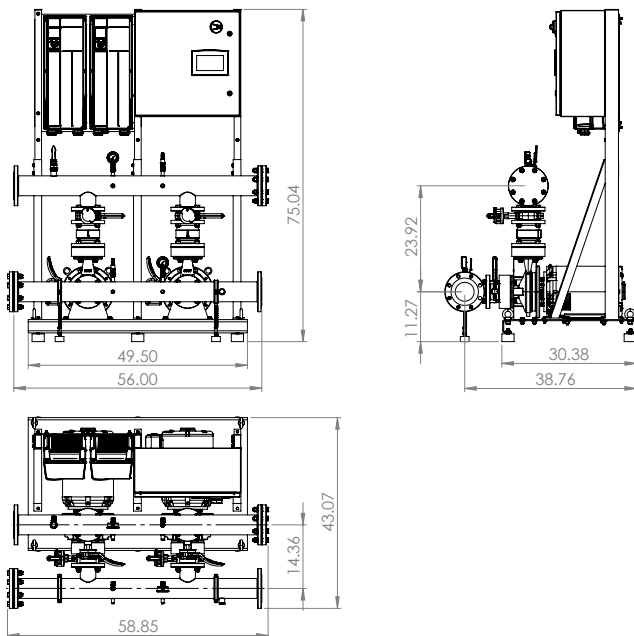
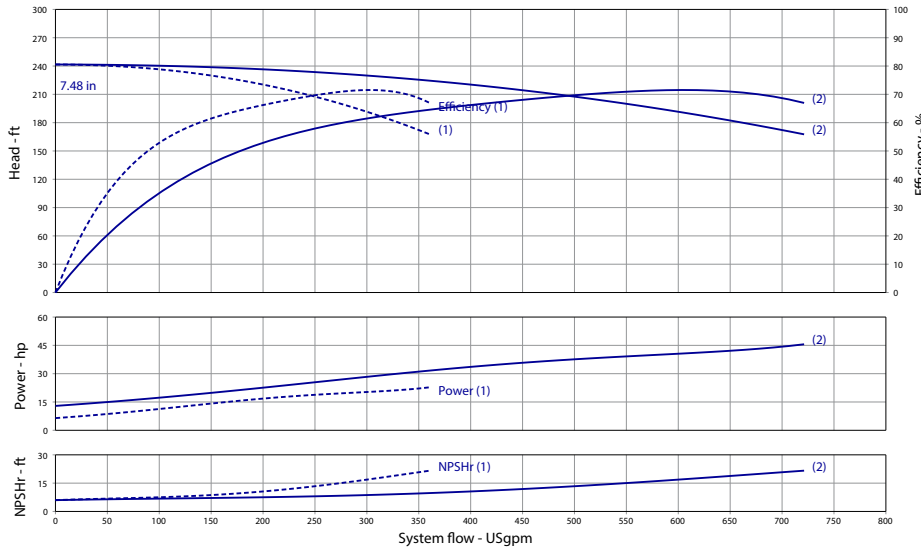
User Interface	7" Color Touchscreen
Display Resolution	800 x 480 Pixels
Supply Voltage	24VDC
Max Current	320mA @24V
Analog Inputs/Outputs	9/2
Digital Inputs/Outputs	18/17
Communications	ModBUS Standard (BacNET, LONWorks Optional)
Ethernet Port	RJ45 (10/100Mbps)
Additional Ports	USB 2.0, Micro-SD



Wilo-WiBooster

		Project:					
		Engineer:					
		Contractor:					
		Submitted By:			Date:		
		Approved By:			Date:		
Tag #	Model #	Flow	Head	HP/Pump	Cycle	Phase	Voltage
	WiBooster 2/328/BZ/ODP			20	60Hz		

Article Number: 3402215



Product Info

Brand	Wilo
Product Description	WiBooster 2/328/BZ/300/ODP

Construction Materials

Pump Volute	304 Stainless Steel
Impeller	304 Stainless Steel
Shaft	304 Stainless Steel
Elastomers	EPDM
Isolation Valves	Butterfly, SS Stem/Disc, EPDM Seal
Manifolds	304 Stainless Steel, ANSI-Flanged
Check Valves	Stainless Steel, Non-Slam, Plunger Type with EPDM Seal
Mechanical Seal	Type 21
Pressure Transducers	316 Stainless Steel
Pressure Gauges	304/316 Stainless Steel
System Base	Nickel Plated Steel
Vibration Isolators	Neoprene, Height-Adjustable

Motor Data

Motor Power Supply	3-208-230V
Enclosure	ODP
Efficiency	NEMA Premium
Horsepower/Pump	20
Enclosure Material	Rolled Steel/Cast Iron
Motor Protection Class	IP54
Insulation Class	F

Hydraulic Data

Max Operating Pressure	150 PSI
Max Inlet Pressure	75 PSI
Min. Fluid Temp.	40°F
Max Fluid Temp.	140°F
Min. Ambient Temp	32°F
Max. Ambient Temp	104°F

Panel Info

Power Supply	3-208-230
Enclosure	NEMA 12 (3R Available on Request)
Standard	Meets UL 508A
VFD's	Danfoss FC-101/FC-202

PLC Info

User Interface	7" Color Touchscreen
Display Resolution	800 x 480 Pixels
Supply Voltage	24VDC
Max Current	320mA @24V
Analog Inputs/Outputs	9/2
Digital Inputs/Outputs	18/17
Communications	ModBUS Standard (BacNET, LONWorks Optional)
Ethernet Port	RJ45 (10/100Mbps)
Additional Ports	USB 2.0, Micro-SD

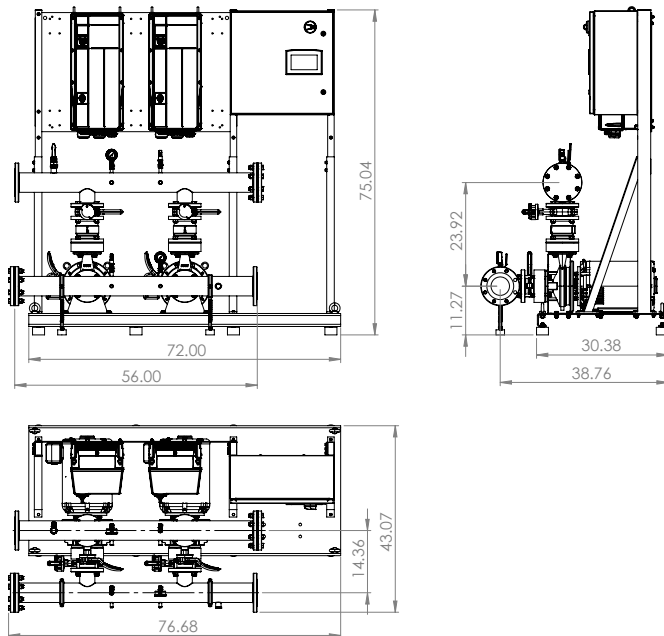
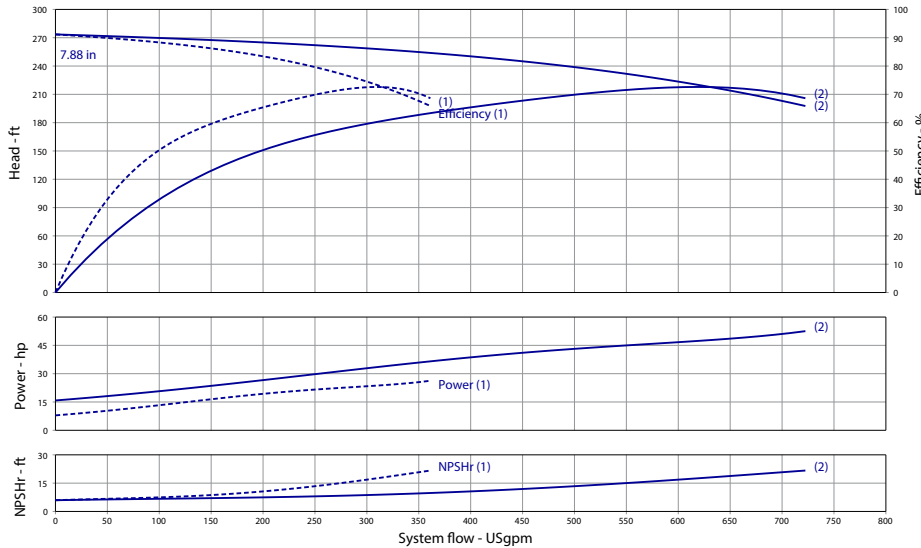
Duplex	Full Flow Connection (in)				Half Flow Connection (in)			
	1-3-230	3-208-230	3-460	3-575	1-3-230	3-208-230	3-460	3-575
System Connection (150#)	x	6	6	6	x	4	4	4
Panel Dimensions (HxWxD)	x	24x24x8	30x30x10	24x24x8	x	24x24x8	30x30x10	24x24x8
Full Load Amps (per pump)	x	47.0	23.5	19.0	x	47.0	23.5	19.0
Panel Weight (lbs)	x	95	126.6	88	x	95	126.6	88
External VFD Weight (ea - lbs)	x	60	x	50	x	60	x	50
Pump Weight (ea - lbs)	x	225	225	225	x	225	225	225
System Weight (lbs)	x	1294.94	1149.2	1270.3	x	1264.28	1118.55	1239.65



Wilo-WiBooster

		Project:					
		Engineer:					
		Contractor:					
		Submitted By:			Date:		
		Approved By:			Date:		
Tag #	Model #	Flow	Head	HP/Pump	Cycle	Phase	Voltage
	WiBooster 2/328/A2/ODP			25	60Hz		

Article Number: 3402217



Product Info

Brand	Wilo
Product Description	WiBooster 2/328/A2/310/ODP

Construction Materials

Pump Volute	304 Stainless Steel
Impeller	304 Stainless Steel
Shaft	304 Stainless Steel
Elastomers	EPDM
Isolation Valves	Butterfly, SS Stem/Disc, EPDM Seal
Manifolds	304 Stainless Steel, ANSI-Flanged
Check Valves	Stainless Steel, Non-Slam, Plunger Type with EPDM Seal
Mechanical Seal	Type 21
Pressure Transducers	316 Stainless Steel
Pressure Gauges	304/316 Stainless Steel
System Base	Nickel Plated Steel
Vibration Isolators	Neoprene, Height-Adjustable

Motor Data

Motor Power Supply	3-208-230V
Enclosure	ODP
Efficiency	NEMA Premium
Horsepower/Pump	25
Enclosure Material	Rolled Steel/Cast Iron
Motor Protection Class	IP54
Insulation Class	F

Hydraulic Data

Max Operating Pressure	150 PSI
Max Inlet Pressure	75 PSI
Min. Fluid Temp.	40°F
Max Fluid Temp.	140°F
Min. Ambient Temp	32°F
Max. Ambient Temp	104°F

Panel Info

Power Supply	3-208-230
Enclosure	NEMA 12 (3R Available on Request)
Standard	Meets UL 508A
VFD's	Danfoss FC-101/FC-202

PLC Info

User Interface	7" Color Touchscreen
Display Resolution	800 x 480 Pixels
Supply Voltage	24VDC
Max Current	320mA @24V
Analog Inputs/Outputs	9/2
Digital Inputs/Outputs	18/17
Communications	ModBUS Standard (BacNET, LONWorks Optional)
Ethernet Port	RJ45 (10/100Mbps)
Additional Ports	USB 2.0, Micro-SD

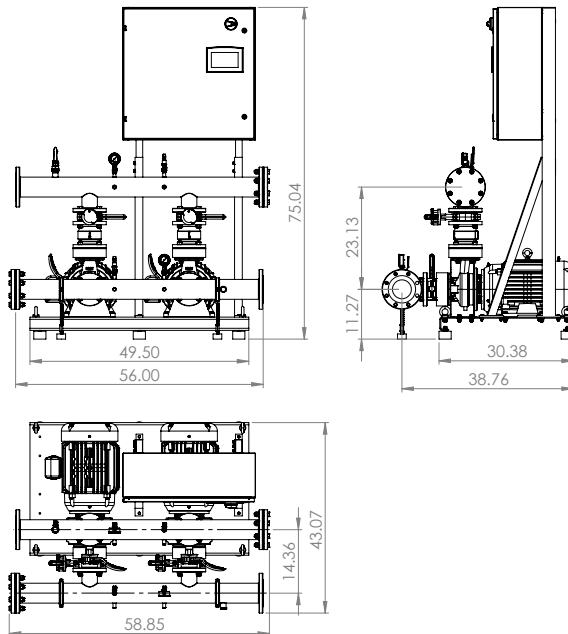
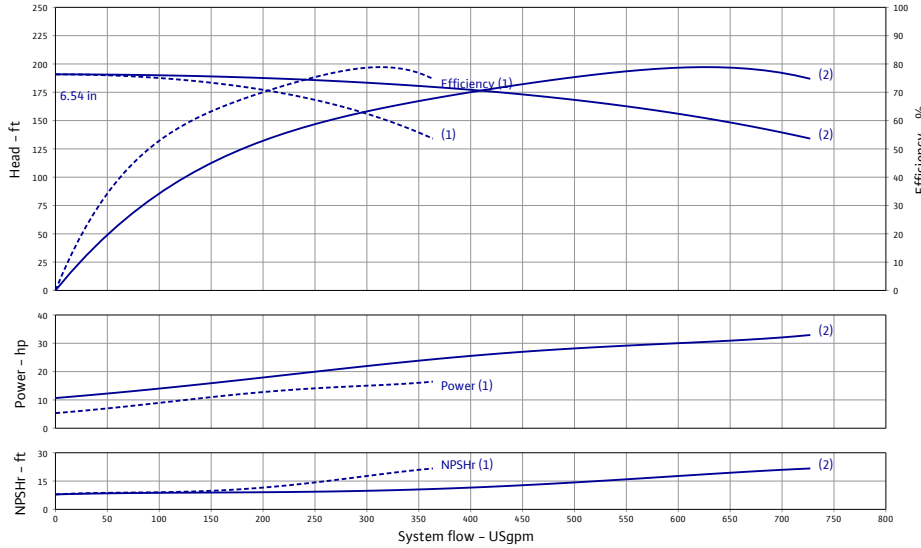
Duplex	Full Flow Connection (in)				Half Flow Connection (in)			
	1-3-230	3-208-230	3-460	3-575	1-3-230	3-208-230	3-460	3-575
System Connection (150#)	x	6	6	6	x	4	4	4
Panel Dimensions (HxWxD)	x	24x24x8	30x39x12	24x24x8	x	24x24x8	30x39x12	24x24x8
Full Load Amps (per pump)	x	56.0	28.0	22.5	x	56.0	28.0	22.5
Panel Weight (lbs)	x	45	80	90	x	45	80	90
External VFD Weight (ea - lbs)	x	100	x	50	x	100	x	50
Pump Weight (ea - lbs)	x	275	275	275	x	275	275	275
System Weight (lbs)	x	1467.7	1307.6	1378.3	x	1437.05	1276.95	1347.65



Wilo-WiBooster

		Project:					
		Engineer:					
		Contractor:					
		Submitted By:			Date:		
		Approved By:			Date:		
Tag #	Model #	Flow	Head	HP/Pump	Cycle	Phase	Voltage
	WiBooster 2/327/A2/TEFC			20	60Hz		

Article Number: 3402379



Duplex Phase and Voltage	Full Flow Connection (in)				Half Flow Connection (in)			
	1-3-230	3-208-230	3-460	3-575	1-3-230	3-208-230	3-460	3-575
System Connection (150#)	6	6	6	6	4	4	4	4
Panel Dimensions (HxWxD)	x	24x24x8	30x30x10	24x24x8	x	24x24x8	30x30x10	24x24x8
Full Load Amps (per pump)	x	47.0	23.5	16.0	x	47.0	23.5	16.0
Panel Weight (lbs)	x	95	126.6	88	x	95	126.6	88
External VFD Weight (ea - lbs)	x	60	x	50	x	60	x	50
Pump Weight (ea - lbs)	x	260	260	260	x	260	260	260
System Weight (lbs)	x	1276.94	1131.2	1252.32	x	1246.28	1100.55	1221.65

Product Info

Brand	Wilo
Product Description	WiBooster 2/327/A2/315/TEFC

Construction Materials

Pump Volute	304 Stainless Steel
Impeller	304 Stainless Steel
Shaft	304 Stainless Steel
Elastomers	EPDM
Isolation Valves	Butterfly, SS Stem/Disc, EPDM Seal
Manifolds	304 Stainless Steel, ANSI-Flanged
Check Valves	Stainless Steel, Non-Slam, Plunger Type with EPDM Seal
Mechanical Seal	Type 21
Pressure Transducers	316 Stainless Steel
Pressure Gauges	304/316 Stainless Steel
System Base	Nickel Plated Steel
Vibration Isolators	Neoprene, Height-Adjustable

Motor Data

Motor Power Supply	3-460V
Enclosure	TEFC
Efficiency	NEMA Premium
Horsepower/Pump	20
Enclosure Material	Rolled Steel/Cast Iron
Motor Protection Class	IP54
Insulation Class	F

Hydraulic Data

Max Operating Pressure	150 PSI
Max Inlet Pressure	75 PSI
Min. Fluid Temp.	40°F
Max Fluid Temp.	140°F
Min. Ambient Temp	32°F
Max. Ambient Temp	104°F

Panel Info

Power Supply	3-460
Enclosure	NEMA 12 (3R Available on Request)
Standard	Meets UL 508A
VFD's	Danfoss FC-101/FC-202

PLC Info

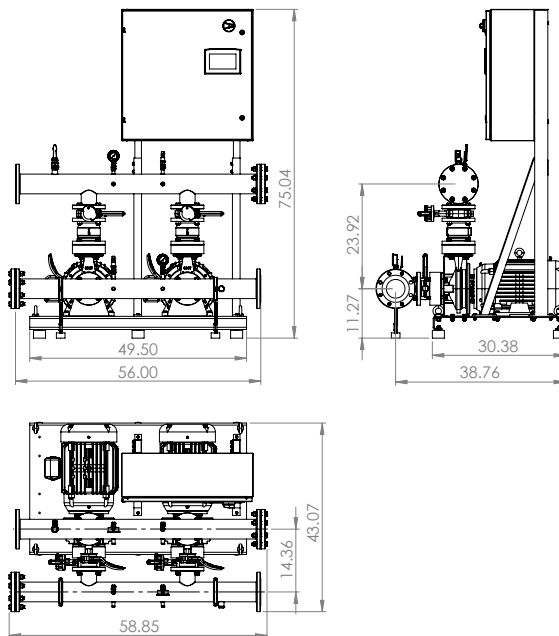
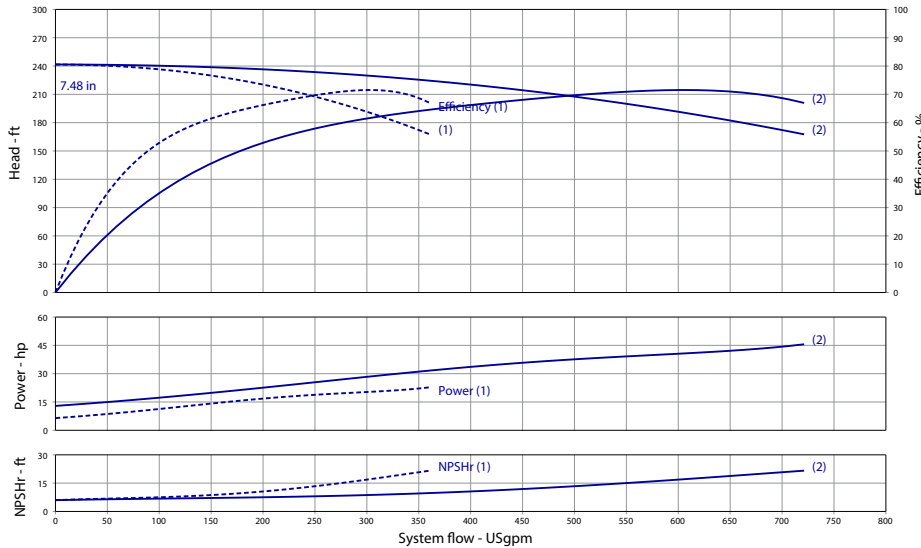
User Interface	7" Color Touchscreen
Display Resolution	800 x 480 Pixels
Supply Voltage	24VDC
Max Current	320mA @24V
Analog Inputs/Outputs	9/2
Digital Inputs/Outputs	18/17
Communications	ModBUS Standard (BacNET, LONWorks Optional)
Ethernet Port	RJ45 (10/100Mbps)
Additional Ports	USB 2.0, Micro-SD



Wilo-WiBooster

		Project:					
		Engineer:					
		Contractor:					
		Submitted By:			Date:		
		Approved By:			Date:		
Tag #	Model #	Flow	Head	HP/Pump	Cycle	Phase	Voltage
	WiBooster 2/328/B2/TEFC			20	60Hz		

Article Number: 3402395



Product Info

Brand	Wilo
Product Description	WiBooster 2/328/B2/300/TEFC

Construction Materials

Pump Volute	304 Stainless Steel
Impeller	304 Stainless Steel
Shaft	304 Stainless Steel
Elastomers	EPDM
Isolation Valves	Butterfly, SS Stem/Disc, EPDM Seal
Manifolds	304 Stainless Steel, ANSI-Flanged
Check Valves	Stainless Steel, Non-Slam, Plunger Type with EPDM Seal
Mechanical Seal	Type 21
Pressure Transducers	316 Stainless Steel
Pressure Gauges	304/316 Stainless Steel
System Base	Nickel Plated Steel
Vibration Isolators	Neoprene, Height-Adjustable

Motor Data

Motor Power Supply	3-460V
Enclosure	TEFC
Efficiency	NEMA Premium
Horsepower/Pump	20
Enclosure Material	Rolled Steel/Cast Iron
Motor Protection Class	IP54
Insulation Class	F

Hydraulic Data

Max Operating Pressure	150 PSI
Max Inlet Pressure	75 PSI
Min. Fluid Temp.	40°F
Max Fluid Temp.	140°F
Min. Ambient Temp	32°F
Max. Ambient Temp	104°F

Panel Info

Power Supply	3-460
Enclosure	NEMA 12 (3R Available on Request)
Standard	Meets UL 508A
VFD's	Danfoss FC-101/FC-202

PLC Info

User Interface	7" Color Touchscreen
Display Resolution	800 x 480 Pixels
Supply Voltage	24VDC
Max Current	320mA @24V
Analog Inputs/Outputs	9/2
Digital Inputs/Outputs	18/17
Communications	ModBUS Standard (BacNET, LONWorks Optional)
Ethernet Port	RJ45 (10/100Mbps)
Additional Ports	USB 2.0, Micro-SD

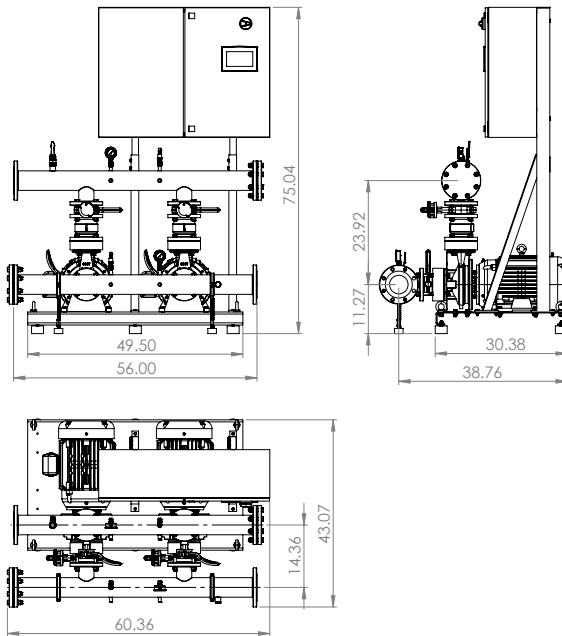
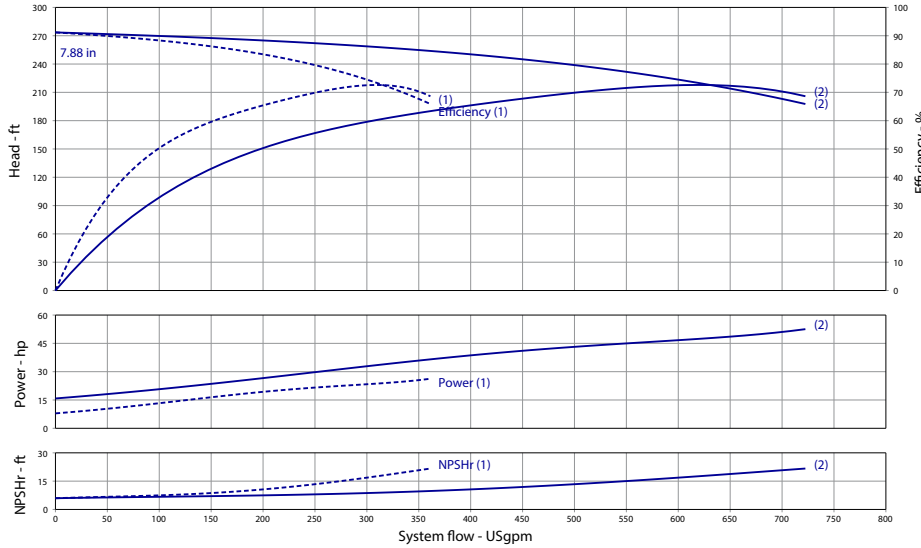
Duplex	Full Flow Connection (in)				Half Flow Connection (in)			
	1-3-230	3-208-230	3-460	3-575	1-3-230	3-208-230	3-460	3-575
System Connection (150#)	x	6	6	6	x	4	4	4
Panel Dimensions (HxWxD)	x	24x24x8	30x30x10	24x24x8	x	24x24x8	30x30x10	24x24x8
Full Load Amps (per pump)	x	47.0	23.5	19.0	x	47.0	23.5	19.0
Panel Weight (lbs)	x	95	126.6	88	x	95	126.6	88
External VFD Weight (ea - lbs)	x	60	x	50	x	60	x	50
Pump Weight (ea - lbs)	x	270	270	270	x	270	270	270
System Weight (lbs)	x	1294.94	1149.2	1270.3	x	1264.28	1118.55	1239.65



Wilo-WiBooster

		Project:					
		Engineer:					
		Contractor:					
		Submitted By:			Date:		
		Approved By:			Date:		
Tag #	Model #	Flow	Head	HP/Pump	Cycle	Phase	Voltage
	WiBooster 2/328/A2/TEFC			25	60Hz		

Article Number: 3402397



Duplex	Full Flow Connection (in)				Half Flow Connection (in)			
	1-3-230	3-208-230	3-460	3-575	1-3-230	3-208-230	3-460	3-575
System Connection (150#)	x	6	6	6	x	4	4	4
Panel Dimensions (HxWxD)	x	24x24x8	30x39x12	24x24x8	x	24x24x8	30x39x12	24x24x8
Full Load Amps (per pump)	x	56.0	28.0	22.5	x	56.0	28.0	22.5
Panel Weight (lbs)	x	45	80	90	x	45	80	90
External VFD Weight (ea - lbs)	x	100	x	50	x	100	x	50
Pump Weight (ea - lbs)	x	325	325	325	x	325	325	325
System Weight (lbs)	x	1467.7	1307.6	1378.3	x	1437.05	1276.95	1347.65

Product Info

Brand	Wilo
Product Description	WiBooster 2/328/A2/310/TEFC

Construction Materials

Pump Volute	304 Stainless Steel
Impeller	304 Stainless Steel
Shaft	304 Stainless Steel
Elastomers	EPDM
Isolation Valves	Butterfly, SS Stem/Disc, EPDM Seal
Manifolds	304 Stainless Steel, ANSI-Flanged
Check Valves	Stainless Steel, Non-Slam, Plunger Type with EPDM Seal
Mechanical Seal	Type 21
Pressure Transducers	316 Stainless Steel
Pressure Gauges	304/316 Stainless Steel
System Base	Nickel Plated Steel
Vibration Isolators	Neoprene, Height-Adjustable

Motor Data

Motor Power Supply	3-460V
Enclosure	TEFC
Efficiency	NEMA Premium
Horsepower/Pump	25
Enclosure Material	Rolled Steel/Cast Iron
Motor Protection Class	IP54
Insulation Class	F

Hydraulic Data

Max Operating Pressure	150 PSI
Max Inlet Pressure	75 PSI
Min. Fluid Temp.	40°F
Max Fluid Temp.	140°F
Min. Ambient Temp	32°F
Max. Ambient Temp	104°F

Panel Info

Power Supply	3-460
Enclosure	NEMA 12 (3R Available on Request)
Standard	Meets UL 508A
VFD's	Danfoss FC-101/FC-202

PLC Info

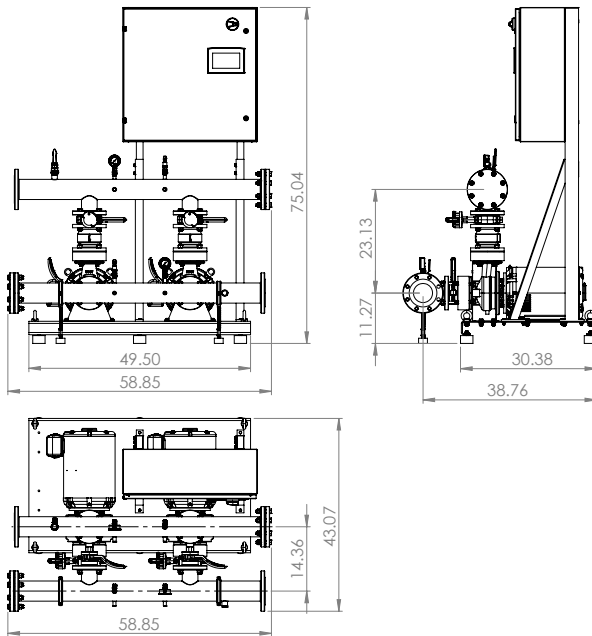
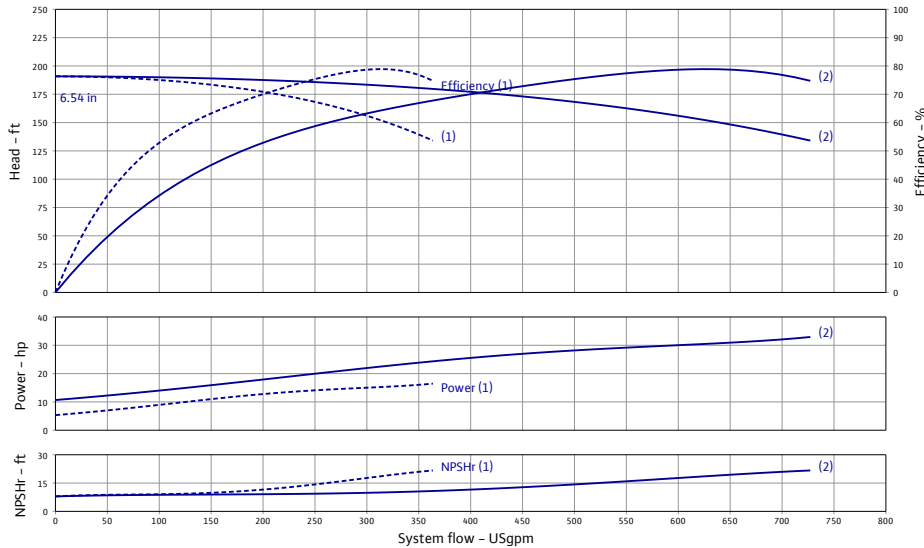
User Interface	7" Color Touchscreen
Display Resolution	800 x 480 Pixels
Supply Voltage	24VDC
Max Current	320mA @24V
Analog Inputs/Outputs	9/2
Digital Inputs/Outputs	18/17
Communications	ModBUS Standard (BacNET, LONWorks Optional)
Ethernet Port	RJ45 (10/100Mbps)
Additional Ports	USB 2.0, Micro-SD



Wilo-WiBooster

		Project:					
		Engineer:					
		Contractor:					
		Submitted By:			Date:		
		Approved By:			Date:		
Tag #	Model #	Flow	Head	HP/Pump	Cycle	Phase	Voltage
	WiBooster 2/327/A2/ODP			20	60Hz		

Article Number: 3402205



Product Info

Brand	Wilo
Product Description	WiBooster 2/327/A2/315/ODP

Construction Materials

Pump Volute	304 Stainless Steel
Impeller	304 Stainless Steel
Shaft	304 Stainless Steel
Elastomers	EPDM
Isolation Valves	Butterfly, SS Stem/Disc, EPDM Seal
Manifolds	304 Stainless Steel, ANSI-Flanged
Check Valves	Stainless Steel, Non-Slam, Plunger Type with EPDM Seal
Mechanical Seal	Type 21
Pressure Transducers	316 Stainless Steel
Pressure Gauges	304/316 Stainless Steel
System Base	Nickel Plated Steel
Vibration Isolators	Neoprene, Height-Adjustable

Motor Data

Motor Power Supply	3-460V
Enclosure	ODP
Efficiency	NEMA Premium
Horsepower/Pump	20
Enclosure Material	Rolled Steel/Cast Iron
Motor Protection Class	IP54
Insulation Class	F

Hydraulic Data

Max Operating Pressure	150 PSI
Max Inlet Pressure	75 PSI
Min. Fluid Temp.	40°F
Max Fluid Temp.	140°F
Min. Ambient Temp	32°F
Max. Ambient Temp	104°F

Panel Info

Power Supply	3-208-230/460/575
Enclosure	NEMA 12 (3R Available on Request)
Standard	Meets UL 508A
VFD's	Danfoss FC-101/FC-202

PLC Info

User Interface	7" Color Touchscreen
Display Resolution	800 x 480 Pixels
Supply Voltage	24VDC
Max Current	320mA @24V
Analog Inputs/Outputs	9/2
Digital Inputs/Outputs	18/17
Communications	ModBUS Standard (BacNET, LONWorks Optional)
Ethernet Port	RJ45 (10/100Mbps)
Additional Ports	USB 2.0, Micro-SD

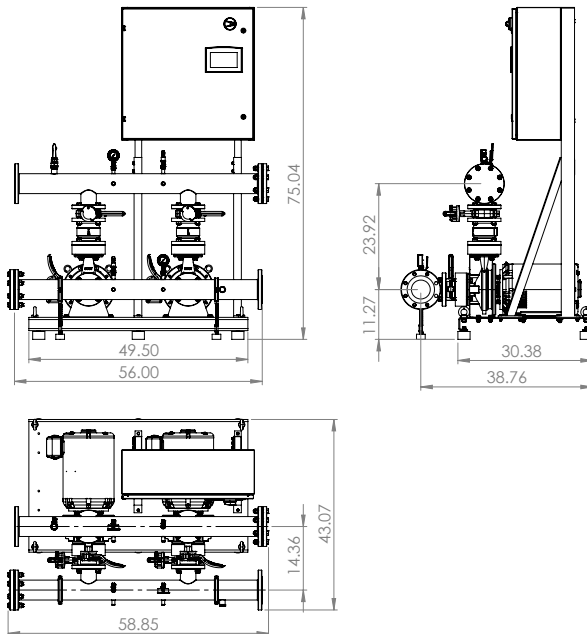
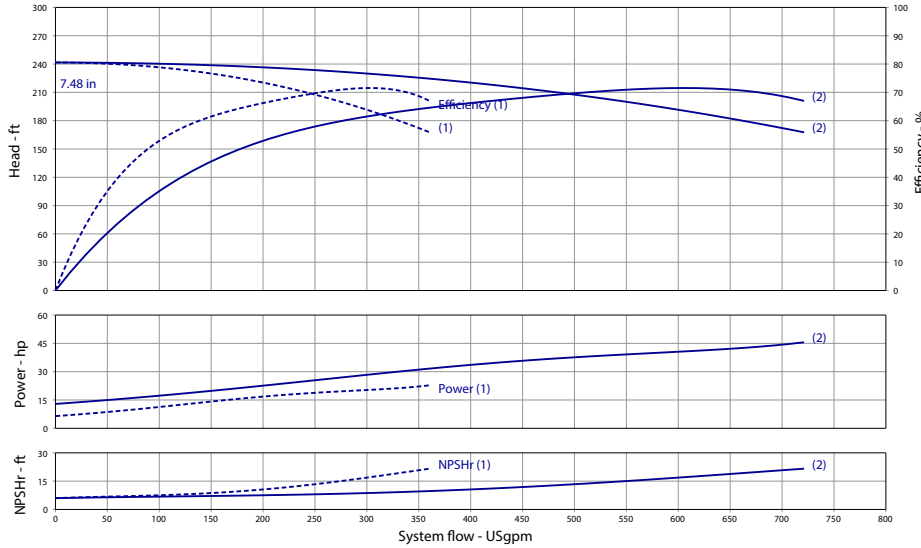
Duplex	Full Flow Connection (in)				Half Flow Connection (in)			
	1-3-230	3-208-230	3-460	3-575	1-3-230	3-208-230	3-460	3-575
System Connection (150#)	6	6	6	6	4	4	4	4
Panel Dimensions (HxWxD)	x	24x24x8	30x30x10	24x24x8	x	24x24x8	30x30x10	24x24x8
Full Load Amps (per pump)	x	47.0	23.5	16.0	x	47.0	23.5	16.0
Panel Weight (lbs)	x	95	126.6	88	x	95	126.6	88
External VFD Weight (ea - lbs)	x	60	x	50	x	60	x	50
Pump Weight (ea - lbs)	x	216	216	216	x	216	216	216
System Weight (lbs)	x	1276.94	1131.2	1252.32	x	1246.28	1100.55	1221.65



Wilo-WiBooster

		Project:					
		Engineer:					
		Contractor:					
		Submitted By:			Date:		
		Approved By:			Date:		
Tag #	Model #	Flow	Head	HP/Pump	Cycle	Phase	Voltage
	WiBooster 2/328/B2/ODP			20	60Hz		

Article Number: 3402221



Product Info

Brand	Wilo
Product Description	WiBooster 2/328/B2/300/ODP

Construction Materials

Pump Volute	304 Stainless Steel
Impeller	304 Stainless Steel
Shaft	304 Stainless Steel
Elastomers	EPDM
Isolation Valves	Butterfly, SS Stem/Disc, EPDM Seal
Manifolds	304 Stainless Steel, ANSI-Flanged
Check Valves	Stainless Steel, Non-Slam, Plunger Type with EPDM Seal
Mechanical Seal	Type 21
Pressure Transducers	316 Stainless Steel
Pressure Gauges	304/316 Stainless Steel
System Base	Nickel Plated Steel
Vibration Isolators	Neoprene, Height-Adjustable

Motor Data

Motor Power Supply	3-460V
Enclosure	ODP
Efficiency	NEMA Premium
Horsepower/Pump	20
Enclosure Material	Rolled Steel/Cast Iron
Motor Protection Class	IP54
Insulation Class	F

Hydraulic Data

Max Operating Pressure	150 PSI
Max Inlet Pressure	75 PSI
Min. Fluid Temp.	40°F
Max Fluid Temp.	140°F
Min. Ambient Temp	32°F
Max. Ambient Temp	104°F

Panel Info

Power Supply	3-460
Enclosure	NEMA 12 (3R Available on Request)
Standard	Meets UL 508A
VFD's	Danfoss FC-101/FC-202

PLC Info

User Interface	7" Color Touchscreen
Display Resolution	800 x 480 Pixels
Supply Voltage	24VDC
Max Current	320mA @24V
Analog Inputs/Outputs	9/2
Digital Inputs/Outputs	18/17
Communications	ModBUS Standard (BacNET, LONWorks Optional)
Ethernet Port	RJ45 (10/100Mbps)
Additional Ports	USB 2.0, Micro-SD

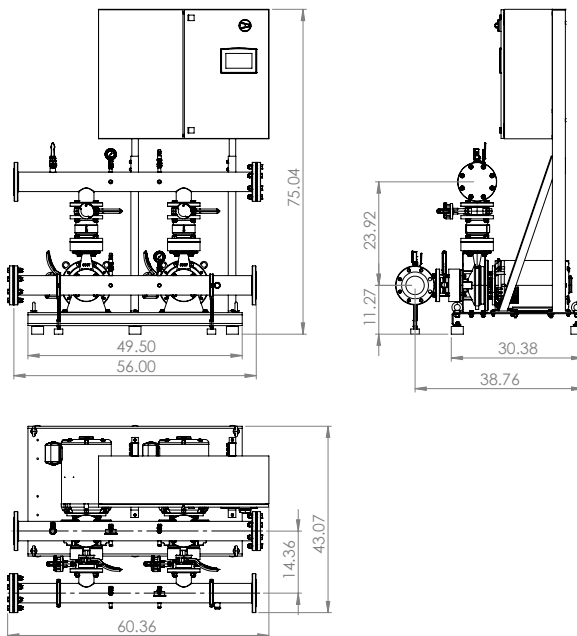
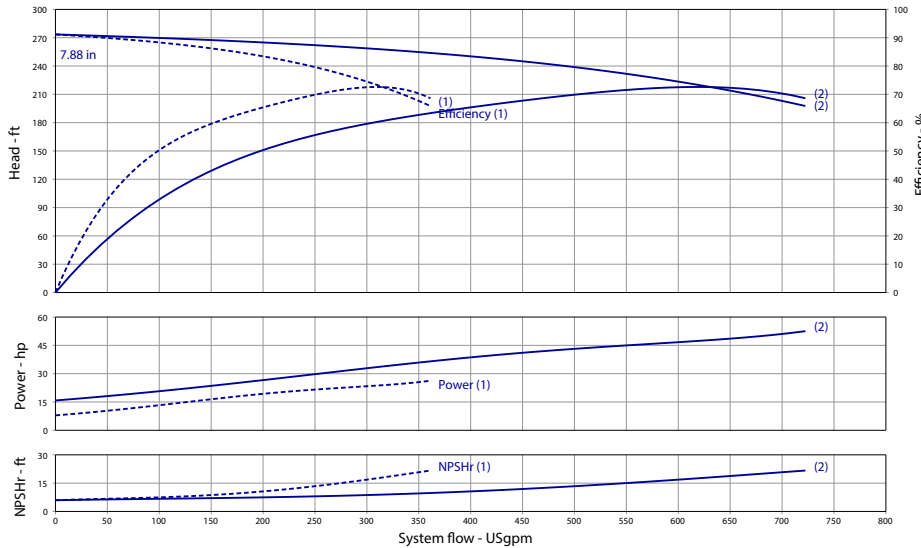
Duplex	Full Flow Connection (in)				Half Flow Connection (in)			
	1-3-230	3-208-230	3-460	3-575	1-3-230	3-208-230	3-460	3-575
System Connection (150#)	x	6	6	6	x	4	4	4
Panel Dimensions (HxWxD)	x	24x24x8	30x30x10	24x24x8	x	24x24x8	30x30x10	24x24x8
Full Load Amps (per pump)	x	47.0	23.5	19.0	x	47.0	23.5	19.0
Panel Weight (lbs)	x	95	126.6	88	x	95	126.6	88
External VFD Weight (ea - lbs)	x	60	x	50	x	60	x	50
Pump Weight (ea - lbs)	x	275	275	275	x	275	275	275
System Weight (lbs)	x	1294.94	1149.2	1270.3	x	1264.28	1118.55	1239.65



Wilo-WiBooster

		Project:					
		Engineer:					
		Contractor:					
		Submitted By:			Date:		
		Approved By:			Date:		
Tag #	Model #	Flow	Head	HP/Pump	Cycle	Phase	Voltage
	WiBooster 2/328/A2/ODP			25	60Hz		

Article Number: 3402223



Product Info

Brand	Wilo
Product Description	WiBooster 2/328/A2/310/ODP

Construction Materials

Pump Volute	304 Stainless Steel
Impeller	304 Stainless Steel
Shaft	304 Stainless Steel
Elastomers	EPDM
Isolation Valves	Butterfly, SS Stem/Disc, EPDM Seal
Manifolds	304 Stainless Steel, ANSI-Flanged
Check Valves	Stainless Steel, Non-Slam, Plunger Type with EPDM Seal
Mechanical Seal	Type 21
Pressure Transducers	316 Stainless Steel
Pressure Gauges	304/316 Stainless Steel
System Base	Nickel Plated Steel
Vibration Isolators	Neoprene, Height-Adjustable

Motor Data

Motor Power Supply	3-460V
Enclosure	ODP
Efficiency	NEMA Premium
Horsepower/Pump	25
Enclosure Material	Rolled Steel/Cast Iron
Motor Protection Class	IP54
Insulation Class	F

Hydraulic Data

Max Operating Pressure	150 PSI
Max Inlet Pressure	75 PSI
Min. Fluid Temp.	40°F
Max Fluid Temp.	140°F
Min. Ambient Temp	32°F
Max. Ambient Temp	104°F

Panel Info

Power Supply	3-460
Enclosure	NEMA 12 (3R Available on Request)
Standard	Meets UL 508A
VFD's	Danfoss FC-101/FC-202

PLC Info

User Interface	7" Color Touchscreen
Display Resolution	800 x 480 Pixels
Supply Voltage	24VDC
Max Current	320mA @24V
Analog Inputs/Outputs	9/2
Digital Inputs/Outputs	18/17
Communications	ModBUS Standard (BacNET, LONWorks Optional)
Ethernet Port	RJ45 (10/100Mbps)
Additional Ports	USB 2.0, Micro-SD

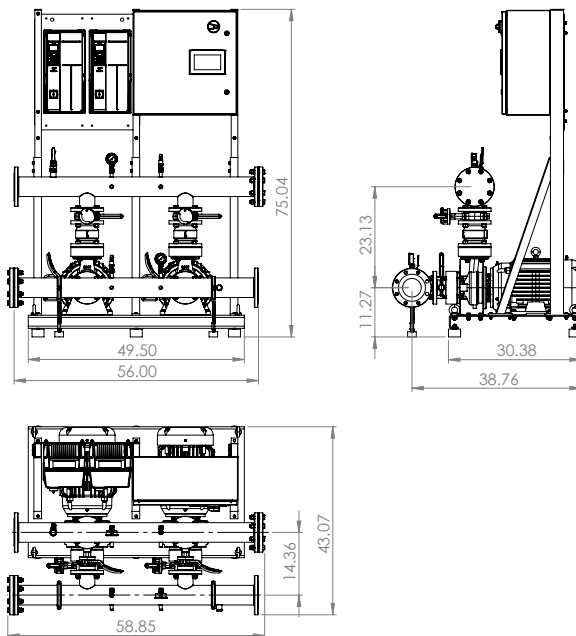
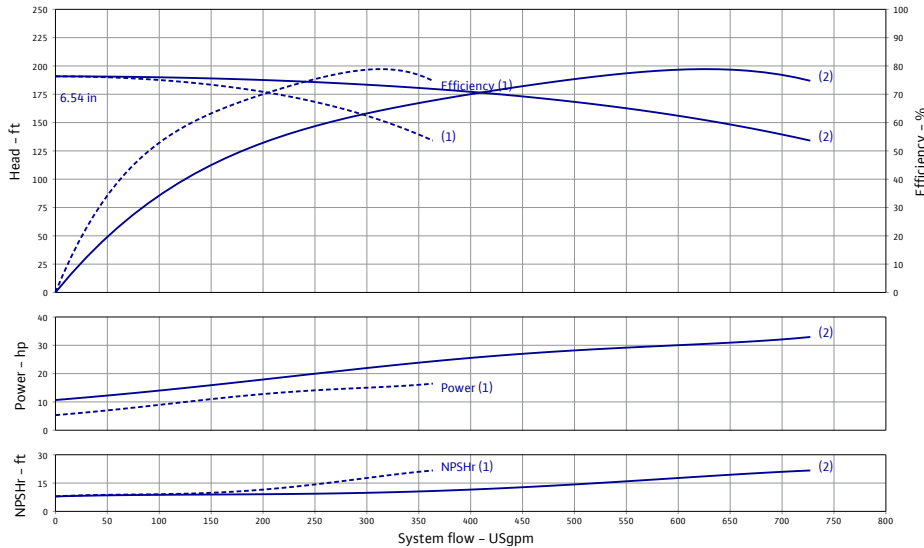
Duplex	Full Flow Connection (in)				Half Flow Connection (in)			
	1-3-230	3-208-230	3-460	3-575	1-3-230	3-208-230	3-460	3-575
System Connection (150#)	x	6	6	6	x	4	4	4
Panel Dimensions (HxWxD)	x	24x24x8	30x39x12	24x24x8	x	24x24x8	30x39x12	24x24x8
Full Load Amps (per pump)	x	56.0	28.0	22.5	x	56.0	28.0	22.5
Panel Weight (lbs)	x	45	80	90	x	45	80	90
External VFD Weight (ea - lbs)	x	100	x	50	x	100	x	50
Pump Weight (ea - lbs)	x	225	225	225	x	225	225	225
System Weight (lbs)	x	1467.7	1307.6	1378.3	x	1437.05	1276.95	1347.65



Wilo-WiBooster

		Project:					
		Engineer:					
		Contractor:					
		Submitted By:			Date:		
		Approved By:			Date:		
Tag #	Model #	Flow	Head	HP/Pump	Cycle	Phase	Voltage
	WiBooster 2/327/A2/TEFC			20	60Hz		

Article Number: 3402385



Product Info

Brand	Wilo
Product Description	WiBooster 2/327/A2/315/TEFC

Construction Materials

Pump Volute	304 Stainless Steel
Impeller	304 Stainless Steel
Shaft	304 Stainless Steel
Elastomers	EPDM
Isolation Valves	Butterfly, SS Stem/Disc, EPDM Seal
Manifolds	304 Stainless Steel, ANSI-Flanged
Check Valves	Stainless Steel, Non-Slam, Plunger Type with EPDM Seal
Mechanical Seal	Type 21
Pressure Transducers	316 Stainless Steel
Pressure Gauges	304/316 Stainless Steel
System Base	Nickel Plated Steel
Vibration Isolators	Neoprene, Height-Adjustable

Motor Data

Motor Power Supply	3-575V
Enclosure	TEFC
Efficiency	NEMA Premium
Horsepower/Pump	20
Enclosure Material	Rolled Steel/Cast Iron
Motor Protection Class	IP54
Insulation Class	F

Hydraulic Data

Max Operating Pressure	150 PSI
Max Inlet Pressure	75 PSI
Min. Fluid Temp.	40°F
Max Fluid Temp.	140°F
Min. Ambient Temp	32°F
Max. Ambient Temp	104°F

Panel Info

Power Supply	3-575
Enclosure	NEMA 12 (3R Available on Request)
Standard	Meets UL 508A
VFD's	Danfoss FC-101/FC-202

PLC Info

User Interface	7" Color Touchscreen
Display Resolution	800 x 480 Pixels
Supply Voltage	24VDC
Max Current	320mA @24V
Analog Inputs/Outputs	9/2
Digital Inputs/Outputs	18/17
Communications	ModBUS Standard (BacNET, LONWorks Optional)
Ethernet Port	RJ45 (10/100Mbps)
Additional Ports	USB 2.0, Micro-SD

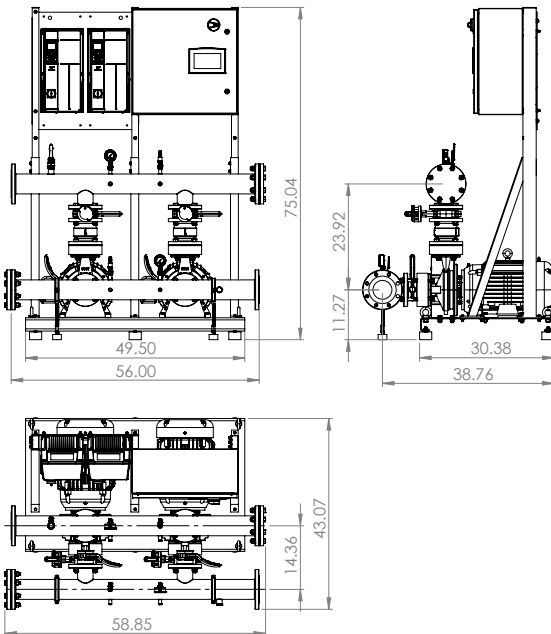
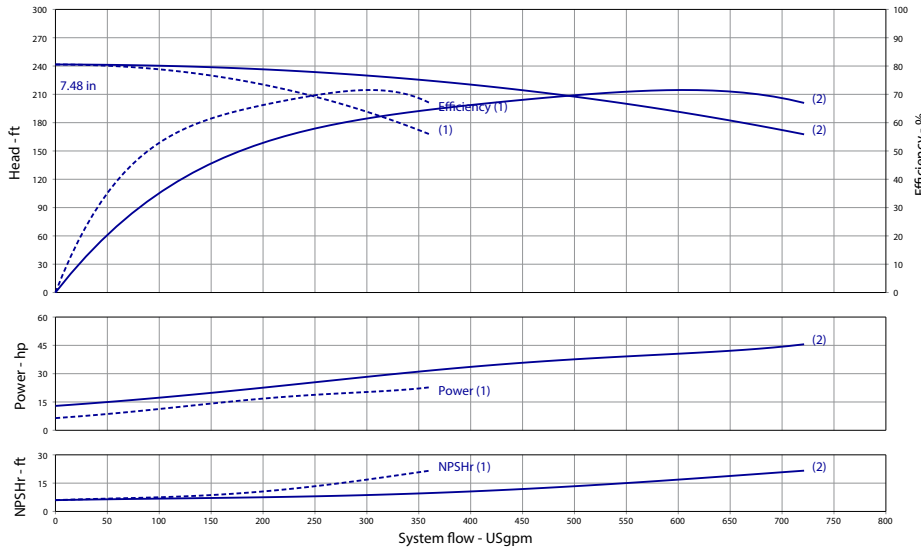
Duplex Phase and Voltage	Full Flow Connection (in)				Half Flow Connection (in)			
	1-3-230	3-208-230	3-460	3-575	1-3-230	3-208-230	3-460	3-575
System Connection (150#)	6	6	6	6	4	4	4	4
Panel Dimensions (HxWxD)	x	24x24x8	30x30x10	24x24x8	x	24x24x8	30x30x10	24x24x8
Full Load Amps (per pump)	x	47.0	23.5	16.0	x	47.0	23.5	16.0
Panel Weight (lbs)	x	95	126.6	88	x	95	126.6	88
External VFD Weight (ea - lbs)	x	60	x	50	x	60	x	50
Pump Weight (ea - lbs)	x	260	260	260	x	260	260	260
System Weight (lbs)	x	1276.94	1131.2	1252.32	x	1246.28	1100.55	1221.65



Wilo-WiBooster

		Project:					
		Engineer:					
		Contractor:					
		Submitted By:			Date:		
		Approved By:			Date:		
Tag #	Model #	Flow	Head	HP/Pump	Cycle	Phase	Voltage
	WiBooster 2/328/B2/TEFC			20	60Hz		

Article Number: 3402401



Product Info

Brand	Wilo
Product Description	WiBooster 2/328/B2/300/TEFC

Construction Materials

Pump Volute	304 Stainless Steel
Impeller	304 Stainless Steel
Shaft	304 Stainless Steel
Elastomers	EPDM
Isolation Valves	Butterfly, SS Stem/Disc, EPDM Seal
Manifolds	304 Stainless Steel, ANSI-Flanged
Check Valves	Stainless Steel, Non-Slam, Plunger Type with EPDM Seal
Mechanical Seal	Type 21
Pressure Transducers	316 Stainless Steel
Pressure Gauges	304/316 Stainless Steel
System Base	Nickel Plated Steel
Vibration Isolators	Neoprene, Height-Adjustable

Motor Data

Motor Power Supply	3-575V
Enclosure	TEFC
Efficiency	NEMA Premium
Horsepower/Pump	20
Enclosure Material	Rolled Steel/Cast Iron
Motor Protection Class	IP54
Insulation Class	F

Hydraulic Data

Max Operating Pressure	150 PSI
Max Inlet Pressure	75 PSI
Min. Fluid Temp.	40°F
Max Fluid Temp.	140°F
Min. Ambient Temp	32°F
Max. Ambient Temp	104°F

Panel Info

Power Supply	3-575
Enclosure	NEMA 12 (3R Available on Request)
Standard	Meets UL 508A
VFD's	Danfoss FC-101/FC-202

PLC Info

User Interface	7" Color Touchscreen
Display Resolution	800 x 480 Pixels
Supply Voltage	24VDC
Max Current	320mA @24V
Analog Inputs/Outputs	9/2
Digital Inputs/Outputs	18/17
Communications	ModBUS Standard (BacNET, LONWorks Optional)
Ethernet Port	RJ45 (10/100Mbps)
Additional Ports	USB 2.0, Micro-SD

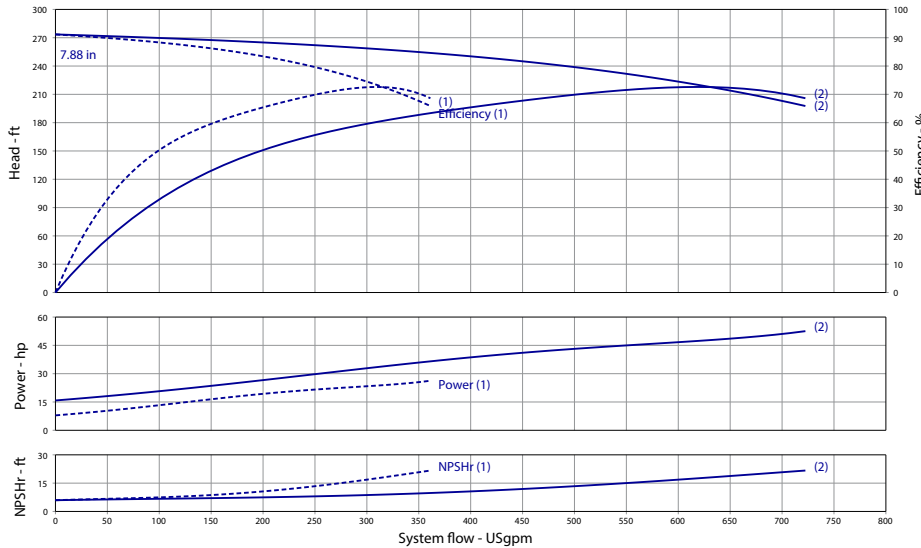
Duplex	Full Flow Connection (in)				Half Flow Connection (in)			
	1-3-230	3-208-230	3-460	3-575	1-3-230	3-208-230	3-460	3-575
System Connection (150#)	x	6	6	6	x	4	4	4
Panel Dimensions (HxWxD)	x	24x24x8	30x30x10	24x24x8	x	24x24x8	30x30x10	24x24x8
Full Load Amps (per pump)	x	47.0	23.5	19.0	x	47.0	23.5	19.0
Panel Weight (lbs)	x	95	126.6	88	x	95	126.6	88
External VFD Weight (ea - lbs)	x	60	x	50	x	60	x	50
Pump Weight (ea - lbs)	x	270	270	270	x	270	270	270
System Weight (lbs)	x	1294.94	1149.2	1270.3	x	1264.28	1118.55	1239.65



Wilo-WiBooster

		Project:					
		Engineer:					
		Contractor:					
		Submitted By:			Date:		
		Approved By:			Date:		
Tag #	Model #	Flow	Head	HP/Pump	Cycle	Phase	Voltage
	WiBooster 2/328/A2/TEFC			25	60Hz		

Article Number: 3402403



Product Info

Brand	Wilo
Product Description	WiBooster 2/328/A2/310/TEFC

Construction Materials

Pump Volute	304 Stainless Steel
Impeller	304 Stainless Steel
Shaft	304 Stainless Steel
Elastomers	EPDM
Isolation Valves	Butterfly, SS Stem/Disc, EPDM Seal
Manifolds	304 Stainless Steel, ANSI-Flanged
Check Valves	Stainless Steel, Non-Slam, Plunger Type with EPDM Seal
Mechanical Seal	Type 21
Pressure Transducers	316 Stainless Steel
Pressure Gauges	304/316 Stainless Steel
System Base	Nickel Plated Steel
Vibration Isolators	Neoprene, Height-Adjustable

Motor Data

Motor Power Supply	3-575V
Enclosure	TEFC
Efficiency	NEMA Premium
Horsepower/Pump	25
Enclosure Material	Rolled Steel/Cast Iron
Motor Protection Class	IP54
Insulation Class	F

Hydraulic Data

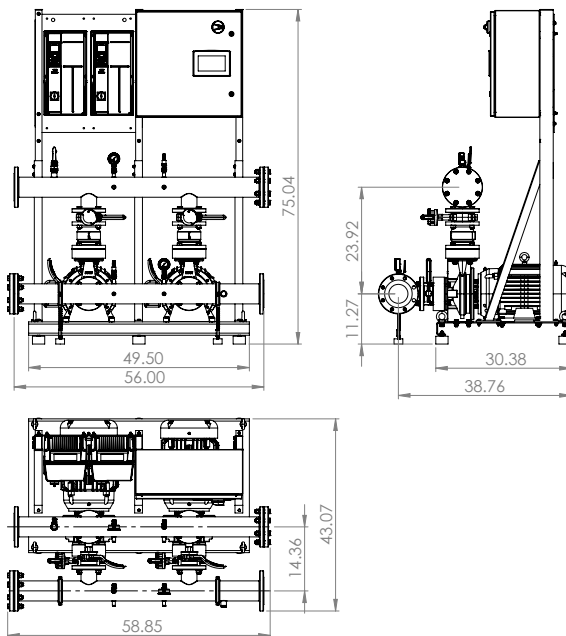
Max Operating Pressure	150 PSI
Max Inlet Pressure	75 PSI
Min. Fluid Temp.	40°F
Max Fluid Temp.	140°F
Min. Ambient Temp	32°F
Max. Ambient Temp	104°F

Panel Info

Power Supply	3-575
Enclosure	NEMA 12 (3R Available on Request)
Standard	Meets UL 508A
VFD's	Danfoss FC-101/FC-202

PLC Info

User Interface	7" Color Touchscreen
Display Resolution	800 x 480 Pixels
Supply Voltage	24VDC
Max Current	320mA @24V
Analog Inputs/Outputs	9/2
Digital Inputs/Outputs	18/17
Communications	ModBUS Standard (BacNET, LONWorks Optional)
Ethernet Port	RJ45 (10/100Mbps)
Additional Ports	USB 2.0, Micro-SD



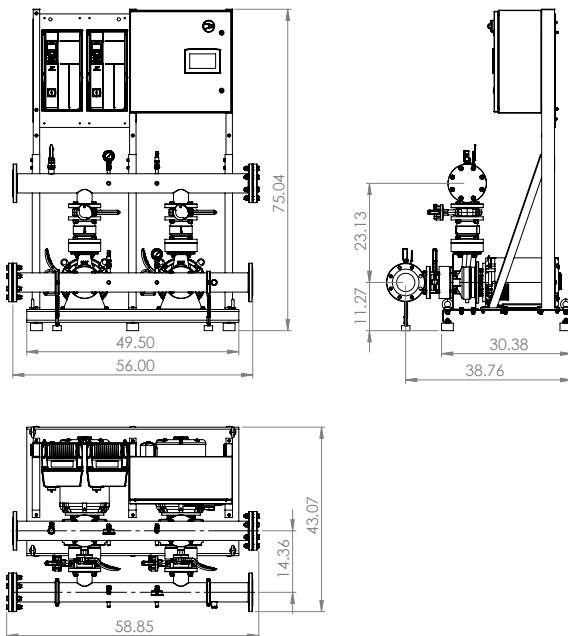
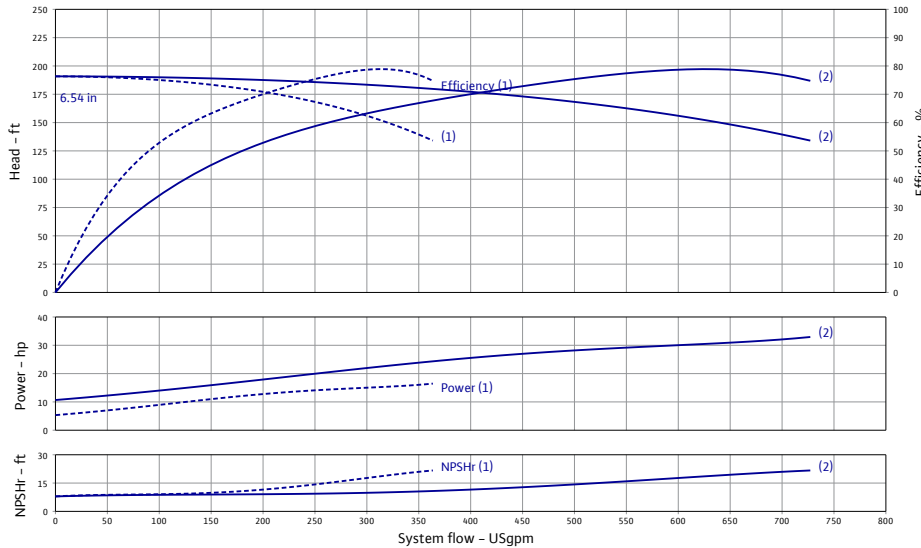
Duplex	Full Flow Connection (in)				Half Flow Connection (in)			
	1-3-230	3-208-230	3-460	3-575	1-3-230	3-208-230	3-460	3-575
System Connection (150#)	x	6	6	6	x	4	4	4
Panel Dimensions (HxWxD)	x	24x24x8	30x39x12	24x24x8	x	24x24x8	30x39x12	24x24x8
Full Load Amps (per pump)	x	56.0	28.0	22.5	x	56.0	28.0	22.5
Panel Weight (lbs)	x	45	80	90	x	45	80	90
External VFD Weight (ea - lbs)	x	100	x	50	x	100	x	50
Pump Weight (ea - lbs)	x	325	325	325	x	325	325	325
System Weight (lbs)	x	1467.7	1307.6	1378.3	x	1437.05	1276.95	1347.65



Wilo-WiBooster

		Project:					
		Engineer:					
		Contractor:					
		Submitted By:			Date:		
		Approved By:			Date:		
Tag #	Model #	Flow	Head	HP/Pump	Cycle	Phase	Voltage
	WiBooster 2/327/A2/ODP			20	60Hz		

Article Number: 3402211



Product Info

Brand	Wilo
Product Description	WiBooster 2/327/A2/315/OPD

Construction Materials

Pump Volute	304 Stainless Steel
Impeller	304 Stainless Steel
Shaft	304 Stainless Steel
Elastomers	EPDM
Isolation Valves	Butterfly, SS Stem/Disc, EPDM Seal
Manifolds	304 Stainless Steel, ANSI-Flanged
Check Valves	Stainless Steel, Non-Slam, Plunger Type with EPDM Seal
Mechanical Seal	Type 21
Pressure Transducers	316 Stainless Steel
Pressure Gauges	304/316 Stainless Steel
System Base	Nickel Plated Steel
Vibration Isolators	Neoprene, Height-Adjustable

Motor Data

Motor Power Supply	3-575V
Enclosure	ODP
Efficiency	NEMA Premium
Horsepower/Pump	20
Enclosure Material	Rolled Steel/Cast Iron
Motor Protection Class	IP54
Insulation Class	F

Hydraulic Data

Max Operating Pressure	150 PSI
Max Inlet Pressure	75 PSI
Min. Fluid Temp.	40°F
Max Fluid Temp.	140°F
Min. Ambient Temp	32°F
Max. Ambient Temp	104°F

Panel Info

Power Supply	3-575
Enclosure	NEMA 12 (3R Available on Request)
Standard	Meets UL 508A
VFD's	Danfoss FC-101/FC-202

PLC Info

User Interface	7" Color Touchscreen
Display Resolution	800 x 480 Pixels
Supply Voltage	24VDC
Max Current	320mA @24V
Analog Inputs/Outputs	9/2
Digital Inputs/Outputs	18/17
Communications	ModBUS Standard (BacNET, LONWorks Optional)
Ethernet Port	RJ45 (10/100Mbps)
Additional Ports	USB 2.0, Micro-SD

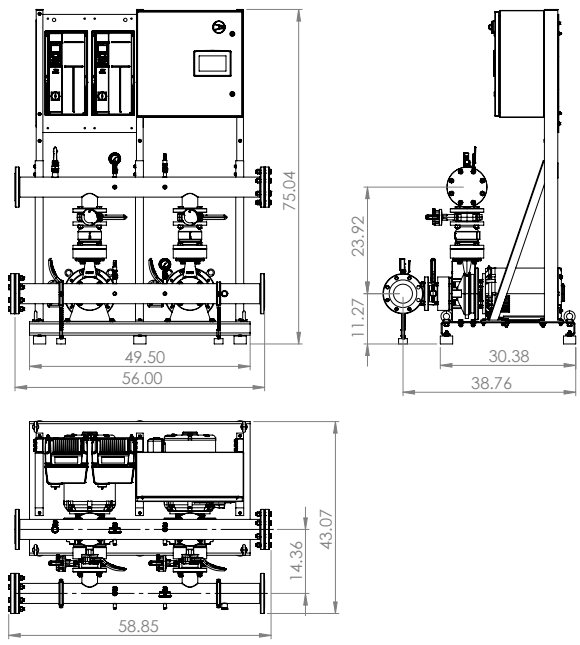
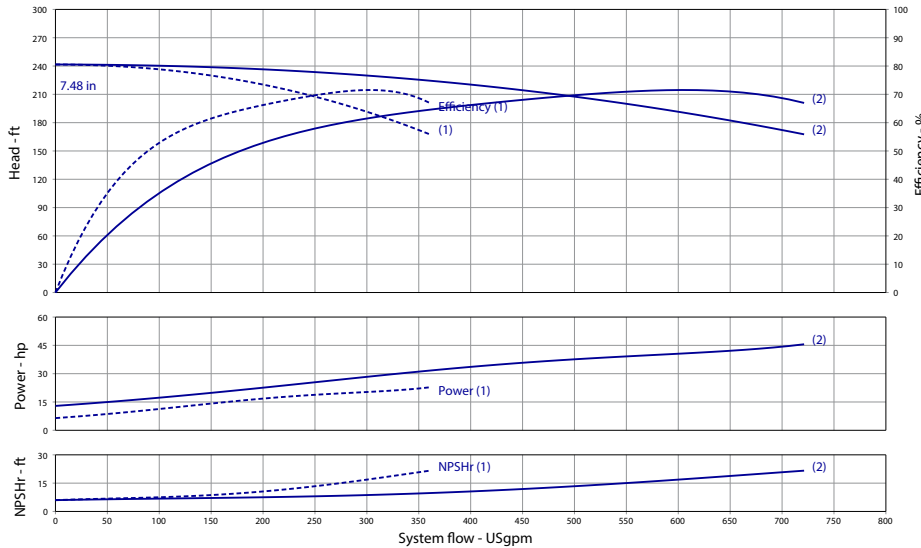
Duplex Phase and Voltage	Full Flow Connection (in)				Half Flow Connection (in)			
	1-3-230	3-208-230	3-460	3-575	1-3-230	3-208-230	3-460	3-575
System Connection (150#)	6	6	6	6	4	4	4	4
Panel Dimensions (HxWxD)	x	24x24x8	30x30x10	24x24x8	x	24x24x8	30x30x10	24x24x8
Full Load Amps (per pump)	x	47.0	23.5	16.0	x	47.0	23.5	16.0
Panel Weight (lbs)	x	95	126.6	88	x	95	126.6	88
External VFD Weight (ea - lbs)	x	60	x	50	x	60	x	50
Pump Weight (ea - lbs)	x	216	216	216	x	216	216	216
System Weight (lbs)	x	1276.94	1131.2	1252.32	x	1246.28	1100.55	1221.65



Wilo-WiBooster

		Project:					
		Engineer:					
		Contractor:					
		Submitted By:			Date:		
		Approved By:			Date:		
Tag #	Model #	Flow	Head	HP/Pump	Cycle	Phase	Voltage
	WiBooster 2/328/B2/ODP			20	60Hz		

Article Number: 3402227



Product Info

Brand	Wilo
Product Description	WiBooster 2/328/B2/300/ODP

Construction Materials

Pump Volute	304 Stainless Steel
Impeller	304 Stainless Steel
Shaft	304 Stainless Steel
Elastomers	EPDM
Isolation Valves	Butterfly, SS Stem/Disc, EPDM Seal
Manifolds	304 Stainless Steel, ANSI-Flanged
Check Valves	Stainless Steel, Non-Slam, Plunger Type with EPDM Seal
Mechanical Seal	Type 21
Pressure Transducers	316 Stainless Steel
Pressure Gauges	304/316 Stainless Steel
System Base	Nickel Plated Steel
Vibration Isolators	Neoprene, Height-Adjustable

Motor Data

Motor Power Supply	3-575V
Enclosure	ODP
Efficiency	NEMA Premium
Horsepower/Pump	20
Enclosure Material	Rolled Steel/Cast Iron
Motor Protection Class	IP54
Insulation Class	F

Hydraulic Data

Max Operating Pressure	150 PSI
Max Inlet Pressure	75 PSI
Min. Fluid Temp.	40°F
Max Fluid Temp.	140°F
Min. Ambient Temp	32°F
Max. Ambient Temp	104°F

Panel Info

Power Supply	3-575
Enclosure	NEMA 12 (3R Available on Request)
Standard	Meets UL 508A
VFD's	Danfoss FC-101/FC-202

PLC Info

User Interface	7" Color Touchscreen
Display Resolution	800 x 480 Pixels
Supply Voltage	24VDC
Max Current	320mA @24V
Analog Inputs/Outputs	9/2
Digital Inputs/Outputs	18/17
Communications	ModBUS Standard (BacNET, LONWorks Optional)
Ethernet Port	RJ45 (10/100Mbps)
Additional Ports	USB 2.0, Micro-SD

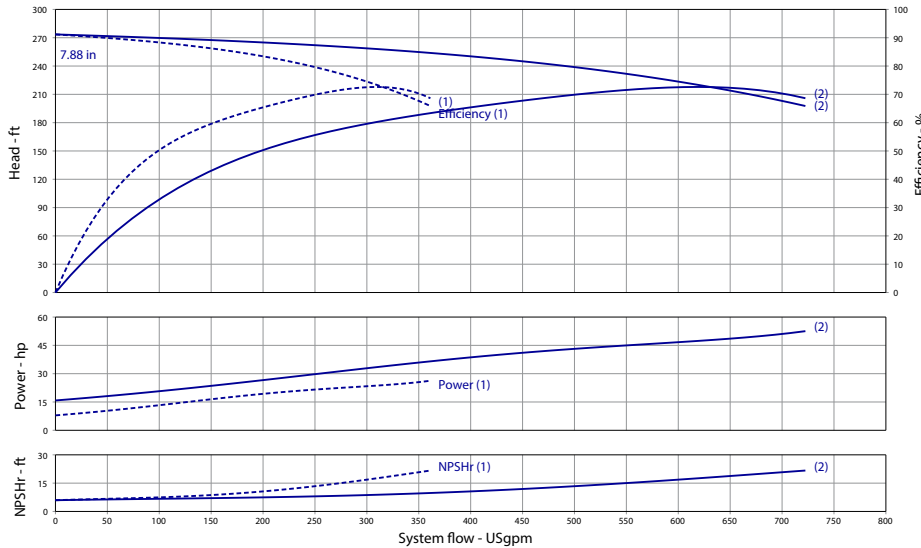
Duplex	Full Flow Connection (in)				Half Flow Connection (in)			
	1-3-230	3-208-230	3-460	3-575	1-3-230	3-208-230	3-460	3-575
System Connection (150#)	x	6	6	6	x	4	4	4
Panel Dimensions (HxWxD)	x	24x24x8	30x30x10	24x24x8	x	24x24x8	30x30x10	24x24x8
Full Load Amps (per pump)	x	47.0	23.5	19.0	x	47.0	23.5	19.0
Panel Weight (lbs)	x	95	126.6	88	x	95	126.6	88
External VFD Weight (ea - lbs)	x	60	x	50	x	60	x	50
Pump Weight (ea - lbs)	x	225	225	225	x	225	225	225
System Weight (lbs)	x	1294.94	1149.2	1270.3	x	1264.28	1118.55	1239.65



Wilo-WiBooster

		Project:					
		Engineer:					
		Contractor:					
		Submitted By:			Date:		
		Approved By:			Date:		
Tag #	Model #	Flow	Head	HP/Pump	Cycle	Phase	Voltage
	WiBooster 2/328/A2/ODP			25	60Hz		

Article Number: 3402229



Product Info

Brand	Wilo
Product Description	WiBooster 2/328/A2/310/OPD

Construction Materials

Pump Volute	304 Stainless Steel
Impeller	304 Stainless Steel
Shaft	304 Stainless Steel
Elastomers	EPDM
Isolation Valves	Butterfly, SS Stem/Disc, EPDM Seal
Manifolds	304 Stainless Steel, ANSI-Flanged
Check Valves	Stainless Steel, Non-Slam, Plunger Type with EPDM Seal
Mechanical Seal	Type 21
Pressure Transducers	316 Stainless Steel
Pressure Gauges	304/316 Stainless Steel
System Base	Nickel Plated Steel
Vibration Isolators	Neoprene, Height-Adjustable

Motor Data

Motor Power Supply	3-575V
Enclosure	ODP
Efficiency	NEMA Premium
Horsepower/Pump	25
Enclosure Material	Rolled Steel/Cast Iron
Motor Protection Class	IP54
Insulation Class	F

Hydraulic Data

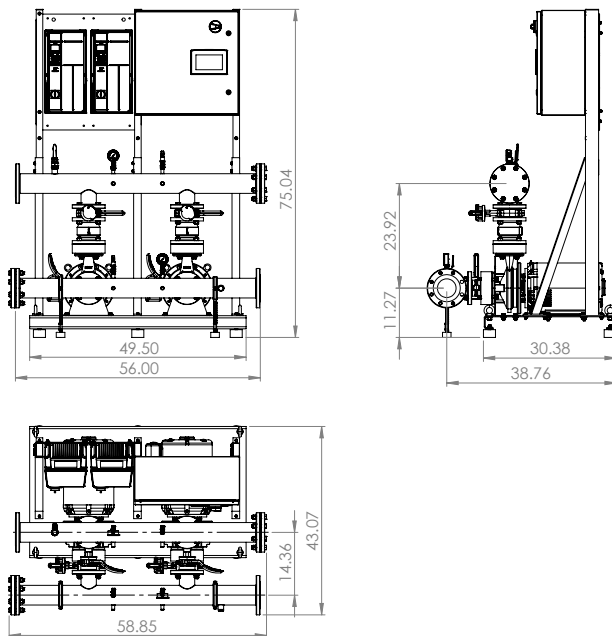
Max Operating Pressure	150 PSI
Max Inlet Pressure	75 PSI
Min. Fluid Temp.	40°F
Max Fluid Temp.	140°F
Min. Ambient Temp	32°F
Max. Ambient Temp	104°F

Panel Info

Power Supply	3-575
Enclosure	NEMA 12 (3R Available on Request)
Standard	Meets UL 508A
VFD's	Danfoss FC-101/FC-202

PLC Info

User Interface	7" Color Touchscreen
Display Resolution	800 x 480 Pixels
Supply Voltage	24VDC
Max Current	320mA @24V
Analog Inputs/Outputs	9/2
Digital Inputs/Outputs	18/17
Communications	ModBUS Standard (BacNET, LONWorks Optional)
Ethernet Port	RJ45 (10/100Mbps)
Additional Ports	USB 2.0, Micro-SD



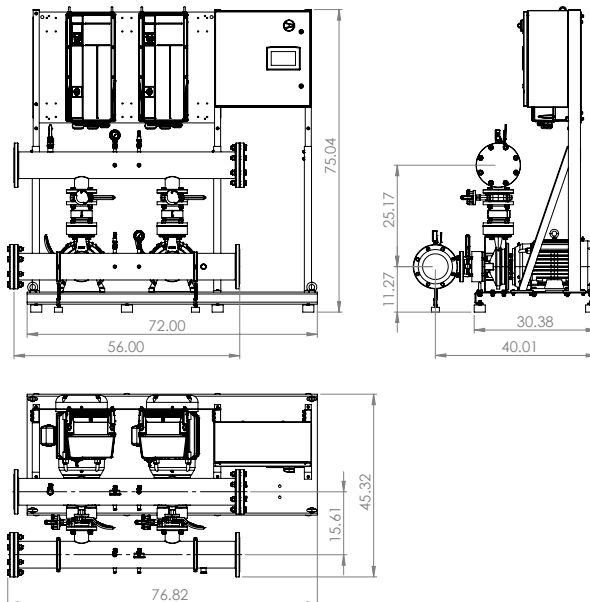
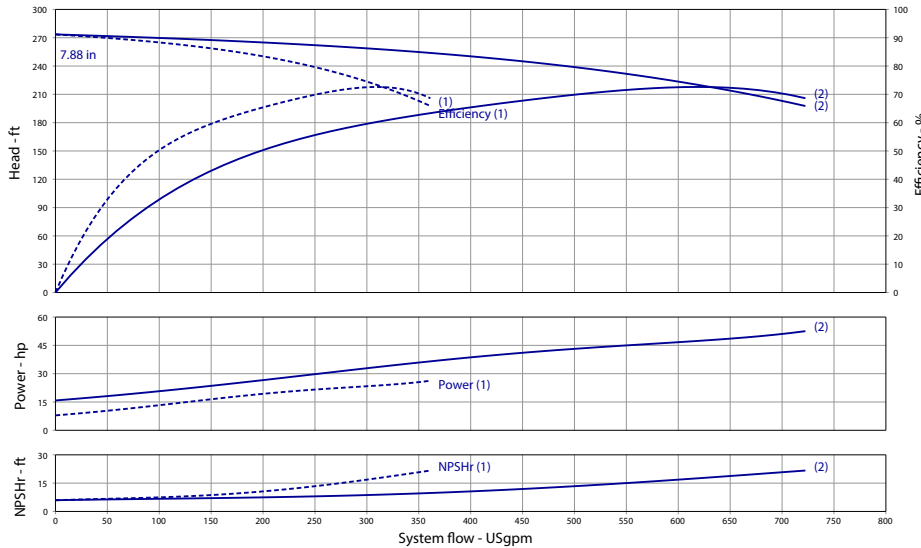
Duplex	Full Flow Connection (in)				Half Flow Connection (in)			
	1-3-230	3-208-230	3-460	3-575	1-3-230	3-208-230	3-460	3-575
System Connection (150#)	x	6	6	6	x	4	4	4
Panel Dimensions (HxWxD)	x	24x24x8	30x39x12	24x24x8	x	24x24x8	30x39x12	24x24x8
Full Load Amps (per pump)	x	56.0	28.0	22.5	x	56.0	28.0	22.5
Panel Weight (lbs)	x	45	80	90	x	45	80	90
External VFD Weight (ea - lbs)	x	100	x	50	x	100	x	50
Pump Weight (ea - lbs)	x	275	275	275	x	275	275	275
System Weight (lbs)	x	1467.7	1307.6	1378.3	x	1437.05	1276.95	1347.65



Wilo-WiBooster

		Project:					
		Engineer:					
		Contractor:					
		Submitted By:			Date:		
		Approved By:			Date:		
Tag #	Model #	Flow	Head	HP/Pump	Cycle	Phase	Voltage
	WiBooster 2/328/A1/TEFC			25	60Hz		

Article Number: 3402390



Product Info

Brand	Wilo
Product Description	WiBooster 2/328/A1/310/TEFC

Construction Materials

Pump Volute	304 Stainless Steel
Impeller	304 Stainless Steel
Shaft	304 Stainless Steel
Elastomers	EPDM
Isolation Valves	Butterfly, SS Stem/Disc, EPDM Seal
Manifolds	304 Stainless Steel, ANSI-Flanged
Check Valves	Stainless Steel, Non-Slam, Plunger Type with EPDM Seal
Mechanical Seal	Type 21
Pressure Transducers	316 Stainless Steel
Pressure Gauges	304/316 Stainless Steel
System Base	Nickel Plated Steel
Vibration Isolators	Neoprene, Height-Adjustable

Motor Data

Motor Power Supply	3-208-230V
Enclosure	TEFC
Efficiency	NEMA Premium
Horsepower/Pump	25
Enclosure Material	Rolled Steel/Cast Iron
Motor Protection Class	IP54
Insulation Class	F

Hydraulic Data

Max Operating Pressure	150 PSI
Max Inlet Pressure	75 PSI
Min. Fluid Temp.	40°F
Max Fluid Temp.	140°F
Min. Ambient Temp	32°F
Max. Ambient Temp	104°F

Panel Info

Power Supply	3-208-230
Enclosure	NEMA 12 (3R Available on Request)
Standard	Meets UL 508A
VFD's	Danfoss FC-101/FC-202

PLC Info

User Interface	7" Color Touchscreen
Display Resolution	800 x 480 Pixels
Supply Voltage	24VDC
Max Current	320mA @24V
Analog Inputs/Outputs	9/2
Digital Inputs/Outputs	18/17
Communications	ModBUS Standard (BacNET, LONWorks Optional)
Ethernet Port	RJ45 (10/100Mbps)
Additional Ports	USB 2.0, Micro-SD

Duplex

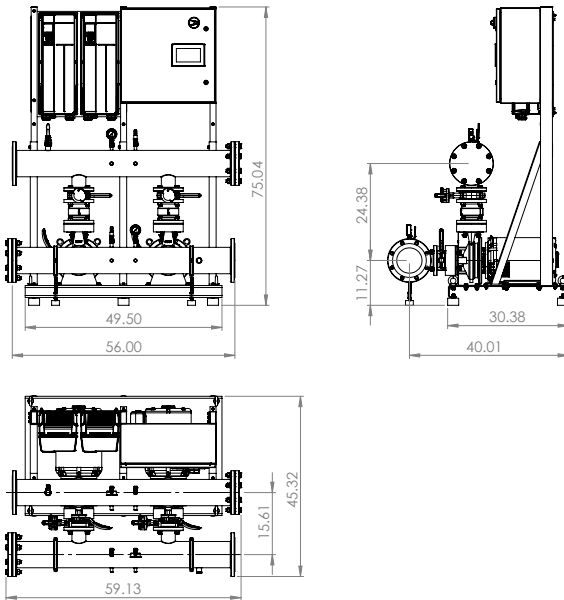
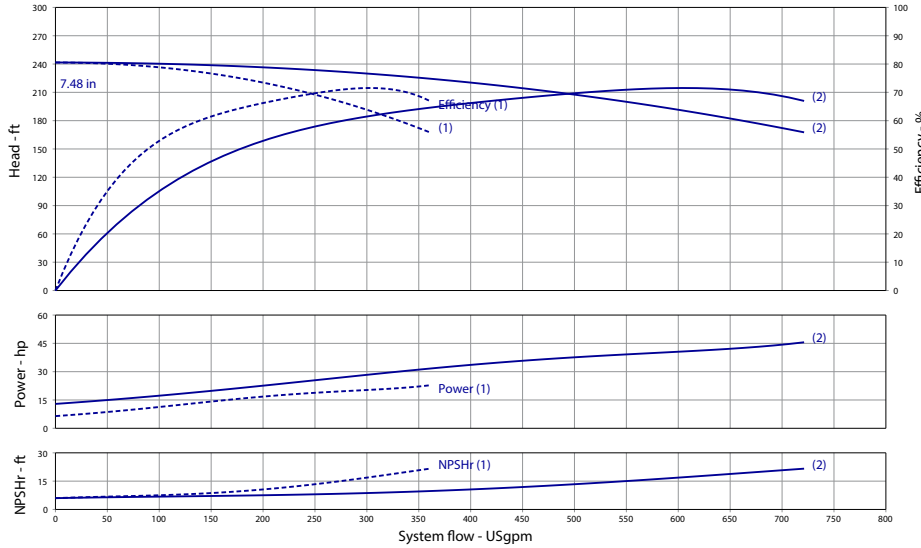
Phase and Voltage	Full Flow Connection (in)			Half Flow Connection (in)				
	1-3-230	3-208-230	3-460	3-575	1-3-230	3-208-230	3-460	3-575
System Connection (150#)	x	6	6	6	x	4	4	4
Panel Dimensions (HxWxD)	x	24x24x8	30x39x12	24x24x8	x	24x24x8	30x39x12	24x24x8
Full Load Amps (per pump)	x	56.0	28.0	22.5	x	56.0	28.0	22.5
Panel Weight (lbs)	x	45	80	90	x	45	80	90
External VFD Weight (ea - lbs)	x	100	x	50	x	100	x	50
Pump Weight (ea - lbs)	x	325	325	325	x	325	325	325
System Weight (lbs)	x	1467.7	1307.6	1378.3	x	1437.05	1276.95	1347.65

Approval Stamp

Wilo-WiBooster

		Project:					
		Engineer:					
		Contractor:					
		Submitted By:			Date:		
		Approved By:			Date:		
Tag #	Model #	Flow	Head	HP/Pump	Cycle	Phase	Voltage
	WiBooster 2/328/B1/ODP			20	60Hz		

Article Number: 3402214



Product Info

Brand	Wilo
Product Description	WiBooster 2/328/B1/300/ODP

Construction Materials

Pump Volute	304 Stainless Steel
Impeller	304 Stainless Steel
Shaft	304 Stainless Steel
Elastomers	EPDM
Isolation Valves	Butterfly, SS Stem/Disc, EPDM Seal
Manifolds	304 Stainless Steel, ANSI-Flanged
Check Valves	Stainless Steel, Non-Slam, Plunger Type with EPDM Seal
Mechanical Seal	Type 21
Pressure Transducers	316 Stainless Steel
Pressure Gauges	304/316 Stainless Steel
System Base	Nickel Plated Steel
Vibration Isolators	Neoprene, Height-Adjustable

Motor Data

Motor Power Supply	3-208-230V
Enclosure	ODP
Efficiency	NEMA Premium
Horsepower/Pump	20
Enclosure Material	Rolled Steel/Cast Iron
Motor Protection Class	IP54
Insulation Class	F

Hydraulic Data

Max Operating Pressure	150 PSI
Max Inlet Pressure	75 PSI
Min. Fluid Temp.	40°F
Max Fluid Temp.	140°F
Min. Ambient Temp	32°F
Max. Ambient Temp	104°F

Panel Info

Power Supply	3-208-230
Enclosure	NEMA 12 (3R Available on Request)
Standard	Meets UL 508A
VFD's	Danfoss FC-101/FC-202

PLC Info

User Interface	7" Color Touchscreen
Display Resolution	800 x 480 Pixels
Supply Voltage	24VDC
Max Current	320mA @24V
Analog Inputs/Outputs	9/2
Digital Inputs/Outputs	18/17
Communications	ModBUS Standard (BacNET, LONWorks Optional)
Ethernet Port	RJ45 (10/100Mbps)
Additional Ports	USB 2.0, Micro-SD

Duplex

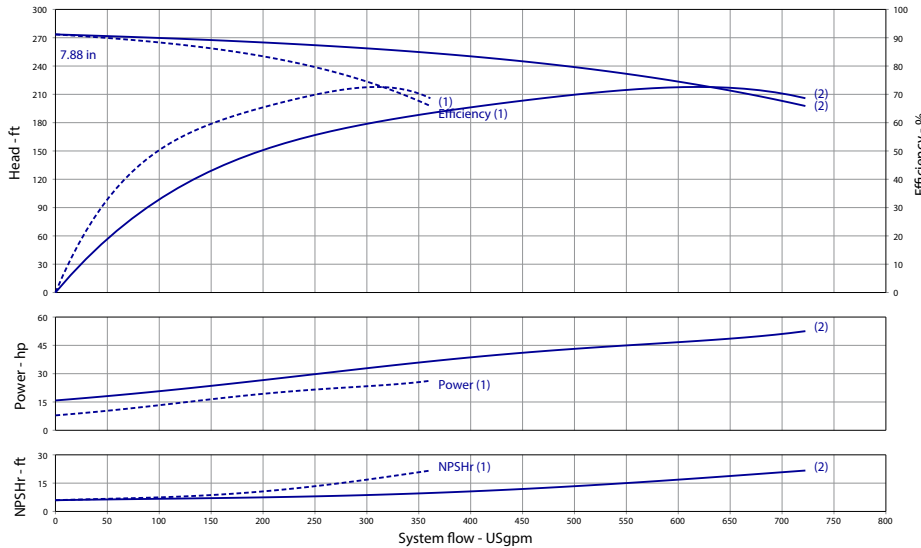
Phase and Voltage	Full Flow Connection (in)				Half Flow Connection (in)			
	1-3-230	3-208-230	3-460	3-575	1-3-230	3-208-230	3-460	3-575
System Connection (150#)	x	6	6	6	x	4	4	4
Panel Dimensions (HxWxD)	x	24x24x8	30x30x10	24x24x8	x	24x24x8	30x30x10	24x24x8
Full Load Amps (per pump)	x	47.0	23.5	19.0	x	47.0	23.5	19.0
Panel Weight (lbs)	x	95	126.6	88	x	95	126.6	88
External VFD Weight (ea - lbs)	x	60	x	50	x	60	x	50
Pump Weight (ea - lbs)	x	225	225	225	x	225	225	225
System Weight (lbs)	x	1294.94	1149.2	1270.3	x	1264.28	1118.55	1239.65

Approval Stamp

Wilo-WiBooster

		Project:					
		Engineer:					
		Contractor:					
		Submitted By:			Date:		
		Approved By:			Date:		
Tag #	Model #	Flow	Head	HP/Pump	Cycle	Phase	Voltage
	WiBooster 2/328/A1/ODP			25	60Hz		

Article Number: 3402216



Product Info

Brand	Wilo
Product Description	WiBooster 2/328/A1/310/ODP

Construction Materials

Pump Volute	304 Stainless Steel
Impeller	304 Stainless Steel
Shaft	304 Stainless Steel
Elastomers	EPDM
Isolation Valves	Butterfly, SS Stem/Disc, EPDM Seal
Manifolds	304 Stainless Steel, ANSI-Flanged
Check Valves	Stainless Steel, Non-Slam, Plunger Type with EPDM Seal
Mechanical Seal	Type 21
Pressure Transducers	316 Stainless Steel
Pressure Gauges	304/316 Stainless Steel
System Base	Nickel Plated Steel
Vibration Isolators	Neoprene, Height-Adjustable

Motor Data

Motor Power Supply	3-208-230V
Enclosure	ODP
Efficiency	NEMA Premium
Horsepower/Pump	25
Enclosure Material	Rolled Steel/Cast Iron
Motor Protection Class	IP54
Insulation Class	F

Hydraulic Data

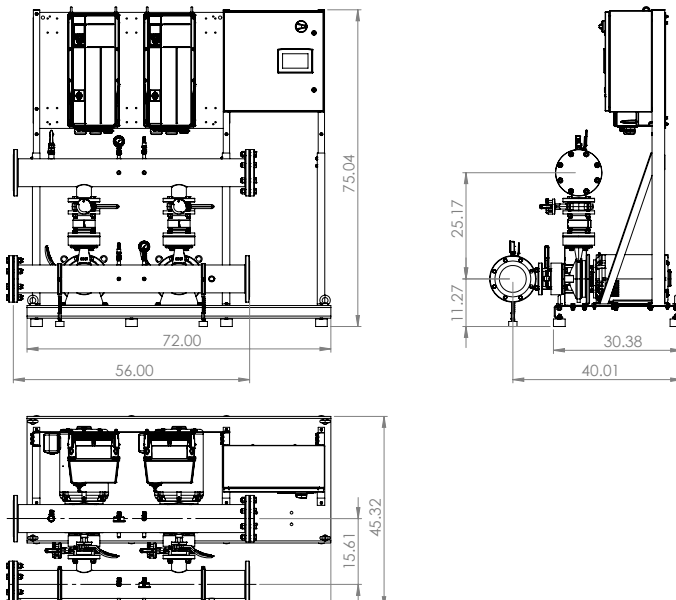
Max Operating Pressure	150 PSI
Max Inlet Pressure	75 PSI
Min. Fluid Temp.	40°F
Max Fluid Temp.	140°F
Min. Ambient Temp	32°F
Max. Ambient Temp	104°F

Panel Info

Power Supply	3-208-230
Enclosure	NEMA 12 (3R Available on Request)
Standard	Meets UL 508A
VFD's	Danfoss FC-101/FC-202

PLC Info

User Interface	7" Color Touchscreen
Display Resolution	800 x 480 Pixels
Supply Voltage	24VDC
Max Current	320mA @24V
Analog Inputs/Outputs	9/2
Digital Inputs/Outputs	18/17
Communications	ModBUS Standard (BacNET, LONWorks Optional)
Ethernet Port	RJ45 (10/100Mbps)
Additional Ports	USB 2.0, Micro-SD



Duplex

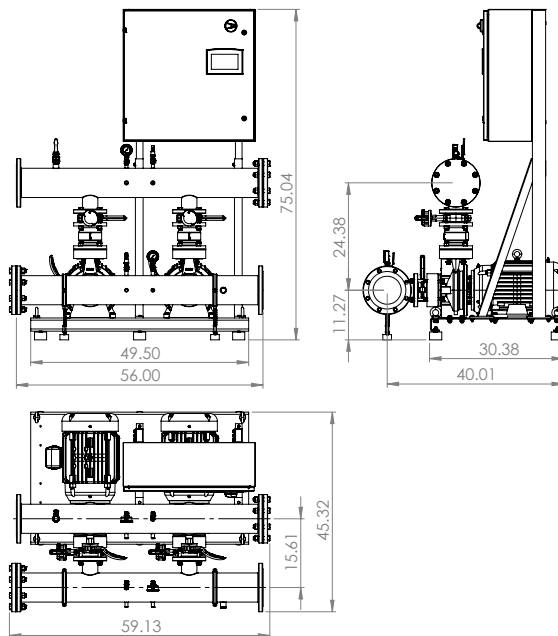
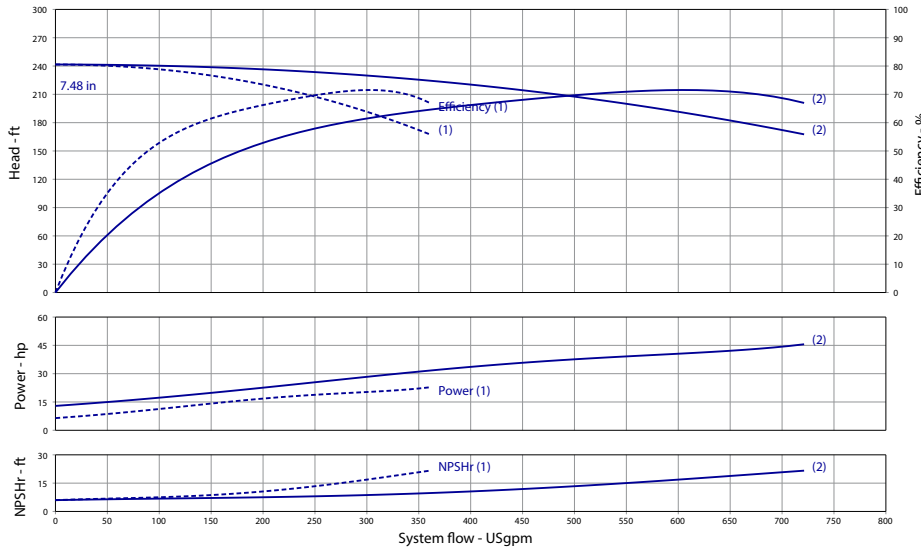
Phase and Voltage	Full Flow Connection (in)				Half Flow Connection (in)			
	1-3-230	3-208-230	3-460	3-575	1-3-230	3-208-230	3-460	3-575
System Connection (150#)	x	6	6	6	x	4	4	4
Panel Dimensions (HxWxD)	x	24x24x8	30x39x12	24x24x8	x	24x24x8	30x39x12	24x24x8
Full Load Amps (per pump)	x	56.0	28.0	22.5	x	56.0	28.0	22.5
Panel Weight (lbs)	x	45	80	90	x	45	80	90
External VFD Weight (ea - lbs)	x	100	x	50	x	100	x	50
Pump Weight (ea - lbs)	x	225	225	225	x	225	225	225
System Weight (lbs)	x	1294.94	1149.2	1270.3	x	1264.28	1118.55	1239.65

Approval Stamp

Wilo-WiBooster

		Project:					
		Engineer:					
		Contractor:					
		Submitted By:			Date:		
		Approved By:			Date:		
Tag #	Model #	Flow	Head	HP/Pump	Cycle	Phase	Voltage
	WiBooster 2/328/B1/TEFC			20	60Hz		

Article Number: 3402394



Duplex	Full Flow Connection (in)				Half Flow Connection (in)			
	1-3-230	3-208-230	3-460	3-575	1-3-230	3-208-230	3-460	3-575
System Connection (150#)	x	6	6	6	x	4	4	4
Panel Dimensions (HxWxD)	x	24x24x8	30x30x10	24x24x8	x	24x24x8	30x30x10	24x24x8
Full Load Amps (per pump)	x	47.0	23.5	19.0	x	47.0	23.5	19.0
Panel Weight (lbs)	x	95	126.6	88	x	95	126.6	88
External VFD Weight (ea - lbs)	x	60	x	50	x	60	x	50
Pump Weight (ea - lbs)	x	270	270	270	x	270	270	270
System Weight (lbs)	x	1294.94	1149.2	1270.3	x	1264.28	1118.55	1239.65

Product Info

Brand	Wilo
Product Description	WiBooster 2/328/B1/300/TEFC

Construction Materials

Pump Volute	304 Stainless Steel
Impeller	304 Stainless Steel
Shaft	304 Stainless Steel
Elastomers	EPDM
Isolation Valves	Butterfly, SS Stem/Disc, EPDM Seal
Manifolds	304 Stainless Steel, ANSI-Flanged
Check Valves	Stainless Steel, Non-Slam, Plunger Type with EPDM Seal
Mechanical Seal	Type 21
Pressure Transducers	316 Stainless Steel
Pressure Gauges	304/316 Stainless Steel
System Base	Nickel Plated Steel
Vibration Isolators	Neoprene, Height-Adjustable

Motor Data

Motor Power Supply	3-460V
Enclosure	TEFC
Efficiency	NEMA Premium
Horsepower/Pump	20
Enclosure Material	Rolled Steel/Cast Iron
Motor Protection Class	IP54
Insulation Class	F

Hydraulic Data

Max Operating Pressure	150 PSI
Max Inlet Pressure	75 PSI
Min. Fluid Temp.	40°F
Max Fluid Temp.	140°F
Min. Ambient Temp	32°F
Max. Ambient Temp	104°F

Panel Info

Power Supply	3-460
Enclosure	NEMA 12 (3R Available on Request)
Standard	Meets UL 508A
VFD's	Danfoss FC-101/FC-202

PLC Info

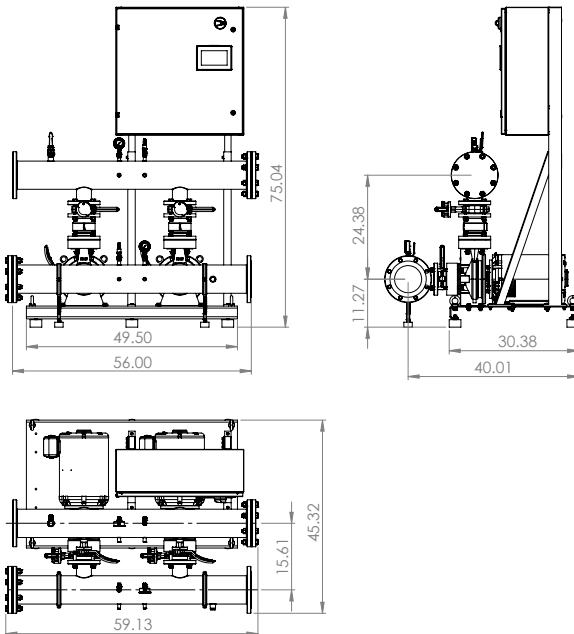
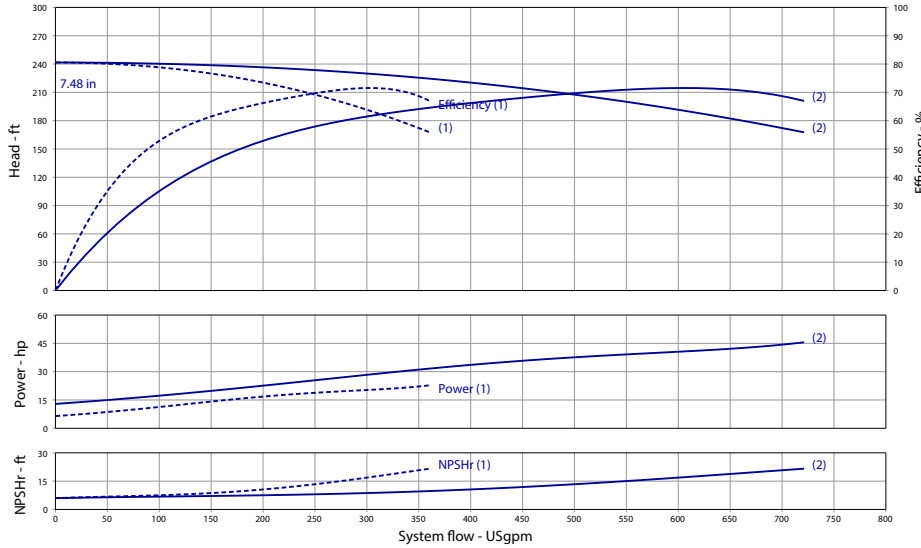
User Interface	7" Color Touchscreen
Display Resolution	800 x 480 Pixels
Supply Voltage	24VDC
Max Current	320mA @24V
Analog Inputs/Outputs	9/2
Digital Inputs/Outputs	18/17
Communications	ModBUS Standard (BacNET, LONWorks Optional)
Ethernet Port	RJ45 (10/100Mbps)
Additional Ports	USB 2.0, Micro-SD



Wilo-WiBooster

		Project:					
		Engineer:					
		Contractor:					
		Submitted By:			Date:		
		Approved By:			Date:		
Tag #	Model #	Flow	Head	HP/Pump	Cycle	Phase	Voltage
	WiBooster 2/328/B1/ODP			20	60Hz		

Article Number: 3402220



Product Info

Brand	Wilo
Product Description	WiBooster 2/328/B1/300/ODP

Construction Materials

Pump Volute	304 Stainless Steel
Impeller	304 Stainless Steel
Shaft	304 Stainless Steel
Elastomers	EPDM
Isolation Valves	Butterfly, SS Stem/Disc, EPDM Seal
Manifolds	304 Stainless Steel, ANSI-Flanged
Check Valves	Stainless Steel, Non-Slam, Plunger Type with EPDM Seal
Mechanical Seal	Type 21
Pressure Transducers	316 Stainless Steel
Pressure Gauges	304/316 Stainless Steel
System Base	Nickel Plated Steel
Vibration Isolators	Neoprene, Height-Adjustable

Motor Data

Motor Power Supply	3-460V
Enclosure	ODP
Efficiency	NEMA Premium
Horsepower/Pump	20
Enclosure Material	Rolled Steel/Cast Iron
Motor Protection Class	IP54
Insulation Class	F

Hydraulic Data

Max Operating Pressure	150 PSI
Max Inlet Pressure	75 PSI
Min. Fluid Temp.	40°F
Max Fluid Temp.	140°F
Min. Ambient Temp	32°F
Max. Ambient Temp	104°F

Panel Info

Power Supply	3-460
Enclosure	NEMA 12 (3R Available on Request)
Standard	Meets UL 508A
VFD's	Danfoss FC-101/FC-202

PLC Info

User Interface	7" Color Touchscreen
Display Resolution	800 x 480 Pixels
Supply Voltage	24VDC
Max Current	320mA @24V
Analog Inputs/Outputs	9/2
Digital Inputs/Outputs	18/17
Communications	ModBUS Standard (BacNET, LONWorks Optional)
Ethernet Port	RJ45 (10/100Mbps)
Additional Ports	USB 2.0, Micro-SD

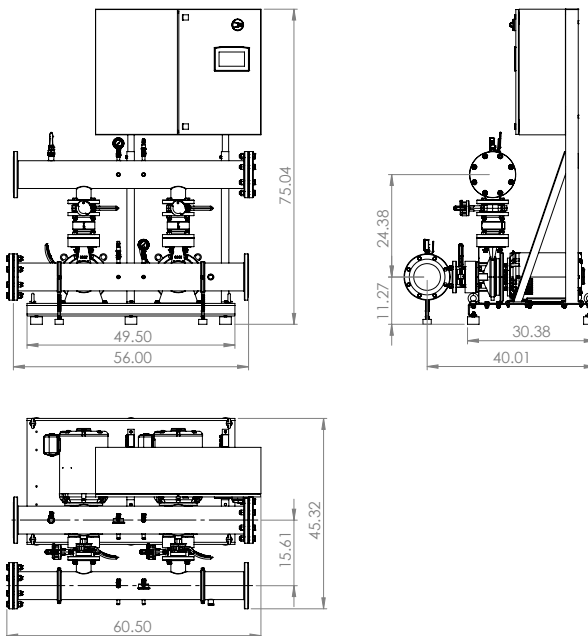
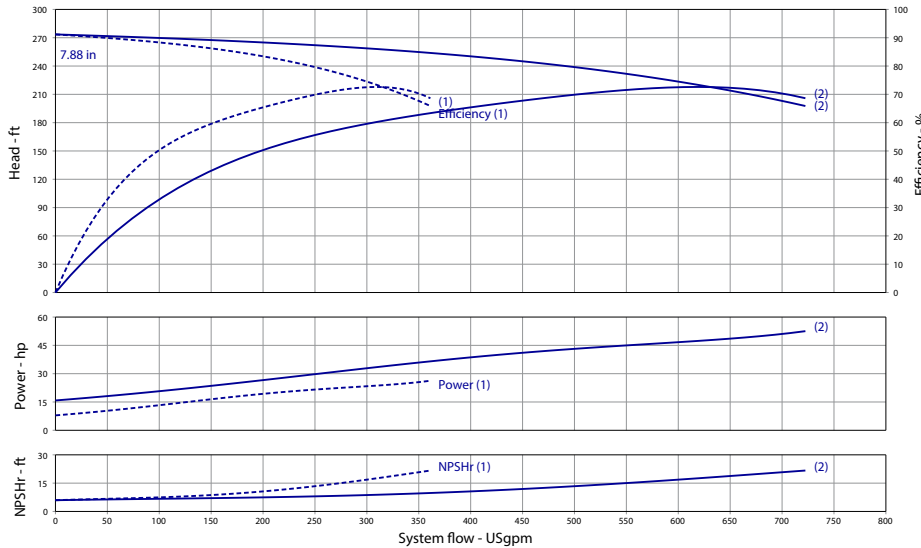
Duplex	Full Flow Connection (in)				Half Flow Connection (in)			
	1-3-230	3-208-230	3-460	3-575	1-3-230	3-208-230	3-460	3-575
System Connection (150#)	x	6	6	6	x	4	4	4
Panel Dimensions (HxWxD)	x	24x24x8	30x30x10	24x24x8	x	24x24x8	30x30x10	24x24x8
Full Load Amps (per pump)	x	47.0	23.5	19.0	x	47.0	23.5	19.0
Panel Weight (lbs)	x	95	126.6	88	x	95	126.6	88
External VFD Weight (ea - lbs)	x	60	x	50	x	60	x	50
Pump Weight (ea - lbs)	x	225	225	225	x	225	225	225
System Weight (lbs)	x	1294.94	1149.2	1270.3	x	1264.28	1118.55	1239.65



Wilo-WiBooster

		Project:					
		Engineer:					
		Contractor:					
		Submitted By:			Date:		
		Approved By:			Date:		
Tag #	Model #	Flow	Head	HP/Pump	Cycle	Phase	Voltage
	WiBooster 2/328/A1/ODP			25	60Hz		

Article Number: 3402222



Product Info

Brand	Wilo
Product Description	WiBooster 2/328/A1/310/ODP

Construction Materials

Pump Volute	304 Stainless Steel
Impeller	304 Stainless Steel
Shaft	304 Stainless Steel
Elastomers	EPDM
Isolation Valves	Butterfly, SS Stem/Disc, EPDM Seal
Manifolds	304 Stainless Steel, ANSI-Flanged
Check Valves	Stainless Steel, Non-Slam, Plunger Type with EPDM Seal
Mechanical Seal	Type 21
Pressure Transducers	316 Stainless Steel
Pressure Gauges	304/316 Stainless Steel
System Base	Nickel Plated Steel
Vibration Isolators	Neoprene, Height-Adjustable

Motor Data

Motor Power Supply	3-460V
Enclosure	ODP
Efficiency	NEMA Premium
Horsepower/Pump	25
Enclosure Material	Rolled Steel/Cast Iron
Motor Protection Class	IP54
Insulation Class	F

Hydraulic Data

Max Operating Pressure	150 PSI
Max Inlet Pressure	75 PSI
Min. Fluid Temp.	40°F
Max Fluid Temp.	140°F
Min. Ambient Temp	32°F
Max. Ambient Temp	104°F

Panel Info

Power Supply	3-460
Enclosure	NEMA 12 (3R Available on Request)
Standard	Meets UL 508A
VFD's	Danfoss FC-101/FC-202

PLC Info

User Interface	7" Color Touchscreen
Display Resolution	800 x 480 Pixels
Supply Voltage	24VDC
Max Current	320mA @24V
Analog Inputs/Outputs	9/2
Digital Inputs/Outputs	18/17
Communications	ModBUS Standard (BacNET, LONWorks Optional)
Ethernet Port	RJ45 (10/100Mbps)
Additional Ports	USB 2.0, Micro-SD

Duplex	Full Flow Connection (in)				Half Flow Connection (in)			
	1-3-230	3-208-230	3-460	3-575	1-3-230	3-208-230	3-460	3-575
System Connection (150#)	x	6	6	6	x	4	4	4
Panel Dimensions (HxWxD)	x	24x24x8	30x39x12	24x24x8	x	24x24x8	30x39x12	24x24x8
Full Load Amps (per pump)	x	56.0	28.0	22.5	x	56.0	28.0	22.5
Panel Weight (lbs)	x	45	80	90	x	45	80	90
External VFD Weight (ea - lbs)	x	100	x	50	x	100	x	50
Pump Weight (ea - lbs)	x	275	275	275	x	275	275	275
System Weight (lbs)	x	1467.7	1307.6	1378.3	x	1437.05	1276.95	1347.65

