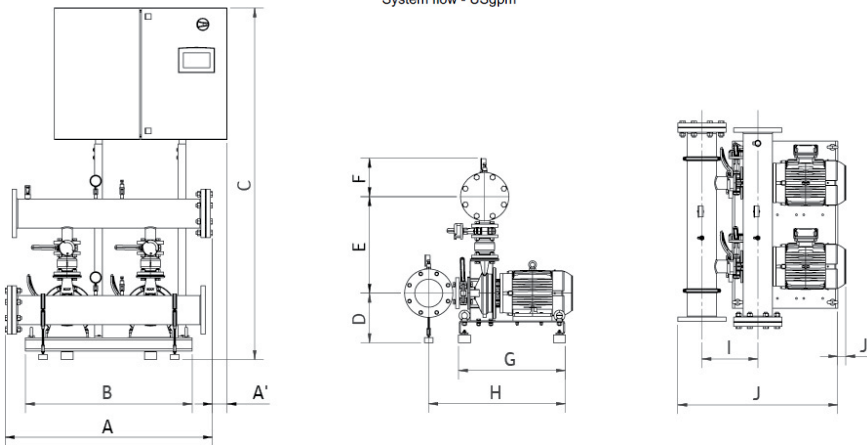
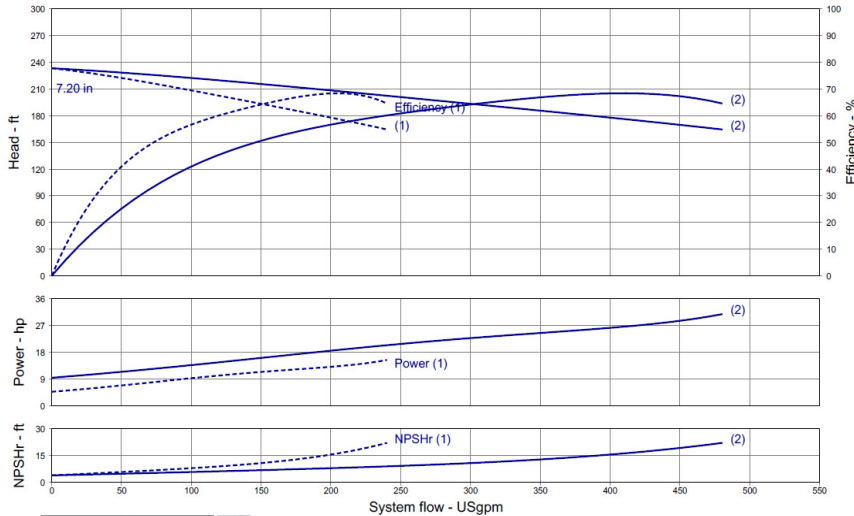


Wilo-WiBooster

		Project:					
		Engineer:					
		Contractor:					
		Submitted By:			Date:		
		Approved By:			Date:		
Tag #	Model #	Flow	Head	HP/Pump	Cycle	Phase	Voltage
	WiBooster 2/325/B			15	60Hz		



Dimensions	Full Flow Connection (in)				Half Flow Connection (in)			
	1-3-230	3-208-230	3-460	3-575	1-3-230	3-208-230	3-460	3-575
System Connection (150#)	x	6	6	x	x	4	4	x
A	x	47.2	47.2	x	x	46.9	46.9	x
A <sub>1</sub>	x	3.3	x	x	x	3.5	x	x
B	x	38	38	x	x	38	38	x
C	x	75	75	x	x	75	75	x
D	x	11.3	11.3	x	x	11.3	11.3	x
E	x	23	23	x	x	23	23	x
F	x	8.7	8.7	10	x	7.7	7.7	9
G	x	24.4	24.4	x	x	24.4	24.4	x
H	x	31.2	31.2	x	x	29.1	29.1	x
I	x	12.7	12.7	x	x	10.7	10.7	x
J	x	36.4	36.4	x	x	36.4	36.4	x
J <sub>1</sub>	x	1.6	1.6	x	x	1.6	1.6	x
Panel Dimensions (HxWxD)	x	30x39x12	30x24x10	x	x	30x39x12	30x24x10	x
Full Load Amps (per pump)	x	37.4-34.0	17.0	x	x	37.4-34.0	17.0	x
Panel Weight (lbs)	x	177	126.7	x	x	177	126.7	x
Pump Weight (ea - lbs)	x	212	212	x	x	212	212	x
System Weight (lbs)	x	1085	1035	x	x	1015	965	x

Product Info

Brand	Wilo
Product Description	WiBooster 2/325/B

Construction Materials

Pump Volute	304 Stainless Steel
Impeller	304 Stainless Steel
Shaft	304 Stainless Steel
Elastomers	EPDM
Isolation Valves	Butterfly, SS Stem/Disc, EPDM Seal
Manifolds	304 Stainless Steel, ANSI-Flanged
Check Valves	Stainless Steel, Non-Slam, Plunger Type with EPDM Seal
Mechanical Seal	Type 21
Pressure Transducers	316 Stainless Steel
Pressure Gauges	304/316 Stainless Steel
System Base	Nickel Plated Steel
Vibration Isolators	Neoprene, Height-Adjustable

Motor Data

Motor Power Supply	3-208-230/460/575V
Enclosure	ODP/TEFC
Efficiency	NEMA Premium
Horsepower/Pump	15
Enclosure Material	Rolled Steel/Cast Iron
Motor Protection Class	IP54
Insulation Class	F

Hydraulic Data

Max Operating Pressure	150 PSI
Max Inlet Pressure	75 PSI
Min. Fluid Temp.	40°F
Max Fluid Temp.	140°F
Min. Ambient Temp	32°F
Max. Ambient Temp	104°F

Panel Info

Power Supply	1-230, 3-208-230/460/575
Enclosure	NEMA 12 (3R Available on Request)
Standard	Meets UL 508A
VFD's	Danfoss FC-51 /FC-101

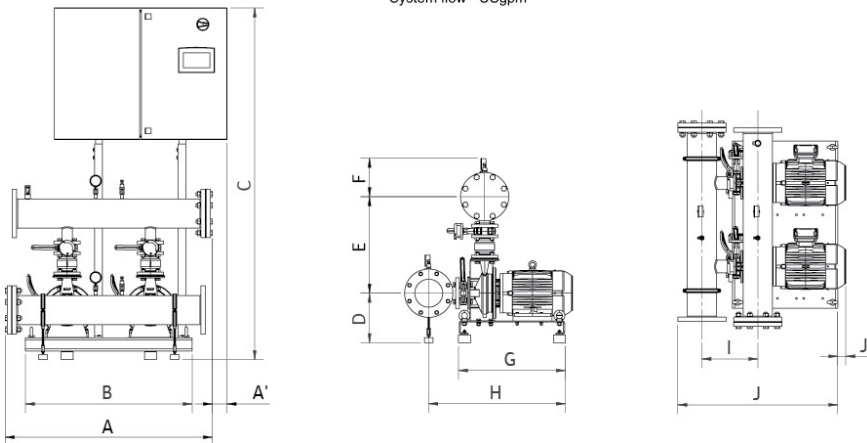
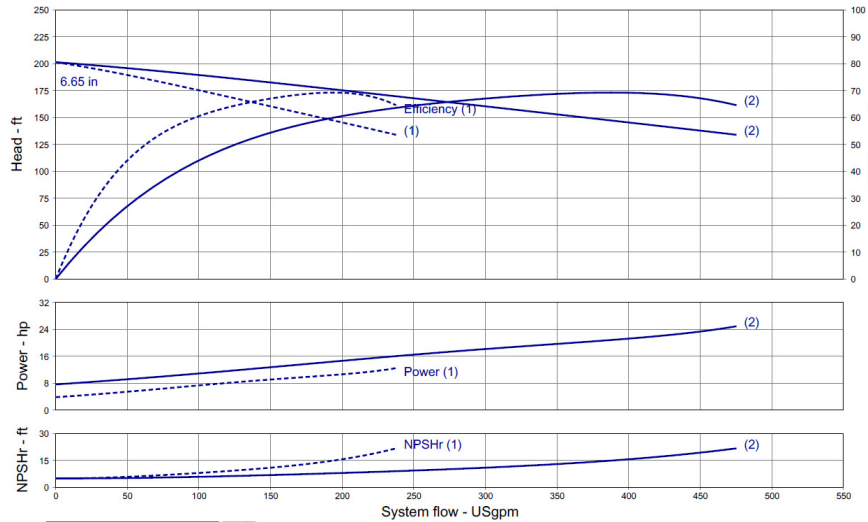
PLC Info

User Interface	7" Color Touchscreen
Display Resolution	800 x 480 Pixels
Supply Voltage	24VDC
Max Current	320mA @24V
Analog Inputs/Outputs	9/2
Digital Inputs/Outputs	18/17
Communications	ModBUS Standard (BacNET, LONWorks Optional)
Ethernet Port	RJ45 (10/100Mbps)
Additional Ports	USB 2.0, Micro-SD



Wilo-WiBooster

		Project:					
		Engineer:					
		Contractor:					
		Submitted By:			Date:		
		Approved By:			Date:		
Tag #	Model #	Flow	Head	HP/Pump	Cycle	Phase	Voltage
	WiBooster 2/325/C			10	60Hz		



Dimensions	Full Flow Connection (in)				Half Flow Connection (in)			
	1-3-230	3-208-230	3-460	3-575	1-3-230	3-208-230	3-460	3-575
System Connection (150#)	x	6	6	6	x	4	4	4
A	x	47.2	47.2	47.2	x	46.9	46.9	46.9
A <sub>1</sub>	x	x	x	x	x	x	x	x
B	x	38	38	38	x	38	38	38
C	x	75	75	75	x	75	75	75
D	x	11.3	11.3	11.3	x	11.3	11.3	11.3
E	x	23	23	23	x	23	23	23
F	x	8.7	8.7	10	x	7.7	7.7	9
G	x	24.4	24.4	24.4	x	24.4	24.4	24.4
H	x	31.2	31.2	31.2	x	29.1	29.1	29.1
I	x	12.7	12.7	12.7	x	10.7	10.7	10.7
J	x	36.4	36.4	36.4	x	36.4	36.4	36.4
J <sub>1</sub>	x	1.6	1.6	1.6	x	1.6	1.6	1.6
Panel Dimensions (HxWxD)	x	30X24X10	30X24X10	30X24X10	x	30X24X10	30X24X10	30X24X10
Full Load Amps (per pump)	x	26.4-24.0	12.0	9.5	x	26.4-24.0	12.0	9.5
Panel Weight (lbs)	x	126.6	105.3	130	x	126.6	105.3	130
Pump Weight (ea - lbs)	x	211	211	211	x	211	211	211
System Weight (lbs)	x	1030	990	1030	x	965	920	965

Product Info

Brand	Wilo
Product Description	WiBooster 2/325/C

Construction Materials

Pump Volute	304 Stainless Steel
Impeller	304 Stainless Steel
Shaft	304 Stainless Steel
Elastomers	EPDM
Isolation Valves	Butterfly, SS Stem/Disc, EPDM Seal
Manifolds	304 Stainless Steel, ANSI-Flanged
Check Valves	Stainless Steel, Non-Slam, Plunger Type with EPDM Seal
Mechanical Seal	Type 21
Pressure Transducers	316 Stainless Steel
Pressure Gauges	304/316 Stainless Steel
System Base	Nickel Plated Steel
Vibration Isolators	Neoprene, Height-Adjustable

Motor Data

Motor Power Supply	3-208-230/460/575V
Enclosure	ODP/TEFC
Efficiency	NEMA Premium
Horsepower/Pump	10
Enclosure Material	Rolled Steel/Cast Iron
Motor Protection Class	IP54
Insulation Class	F

Hydraulic Data

Max Operating Pressure	150 PSI
Max Inlet Pressure	75 PSI
Min. Fluid Temp.	40°F
Max Fluid Temp.	140°F
Min. Ambient Temp	32°F
Max. Ambient Temp	104°F

Panel Info

Power Supply	1-230, 3-208-230/460/575
Enclosure	NEMA 12 (3R Available on Request)
Standard	Meets UL 508A
VFD's	Danfoss FC-51 /FC-101

PLC Info

User Interface	7" Color Touchscreen
Display Resolution	800 x 480 Pixels
Supply Voltage	24VDC
Max Current	320mA @24V
Analog Inputs/Outputs	9/2
Digital Inputs/Outputs	18/17
Communications	ModBUS Standard (BacNET, LONWorks Optional)
Ethernet Port	RJ45 (10/100Mbps)
Additional Ports	USB 2.0, Micro-SD

