


# Submittal Data Sheet

## Wilco-CO MVI - NSF 61/372 Pressure Boosting System

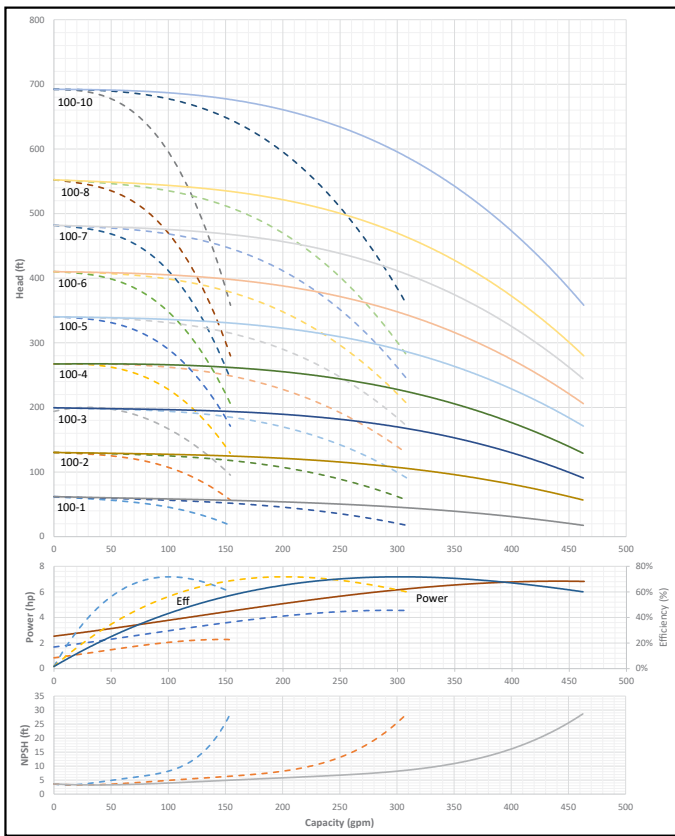


### CO3 MVI-100



Project:	
Engineer:	
Contractor:	
Submitted By:	Date:
Approved By:	Date:

Tag #	Model #	Flow	BOOST PSI	Min. Inlet PSI	HP/Pump	Phase	Voltage	RPM
	CO3 MVI-100				1			3600



Applications	
• Water Supply	• Pressure Boosting
• Agriculture	• Cooling Circuits
• Washing / Sprinkling Systems	• Condensate Return


Materials of Construction	
Volute	AISI 304 Stainless Steel with Cast Iron ANSI flanges
Impeller	AISI 304 Stainless Steel
Shaft	ANSI 431 Stainless Steel
Elastomers	EPDM
Manifold	AISI 304 Stainless Steel
Suction Isolation Valves	150# Cast Iron Wafer Butterfly, All Stainless Steel Wetted Components
Discharge Isolation Valve	150# Cast Iron Wafer Butterfly, All Stainless Steel Wetted Components or 300# 304SS Ball Valve
Check Valve	Wafer Style, 316 Stainless Steel internals, non-slam, plunger type with EPDM seal/ cast iron body
Mechanical Seal	Frame and Springs 304SS
Pressure Transducers	¼" MNPT, 316 Stainless Steel
Pressure Gauges	¼" MNPT, 304 Stainless Steel Housing with 316 Stainless Steel wetted parts
System Base	Epoxy Coated A-500 Steel Tubing and A36 C-Channel/Plates

Technical Data - Operational Ranges	
Liquid Temp Range	5°F to 248°F (Min. 32 °F for Domestic Water)
Ambient Temp Range	+32°F to +104 °F

Technical Data - Panel	
Liquid Temp Range	208-230/460-3 or 575-3
Enclosure	NEMA 3R up to 20 HP NEMA 12 for 25 HP and above (NEMA 4 and 4X available upon request)
Standard	Meets UL 508A
Variable Frequency Drives	Danfoss FC-101: • 1 HP to 3 HP 208-230V~1 IN / 208-230V~3 OUT • 1 HP to 60 HP 208-230V~3 • 1 HP to 100 HP 460V~3 • 1 HP to 100 HP 575V~3

Technical Data - PLC	
User Interface	7" Diagonal Color LCD Touchscreen
Display Resolution	800 x 480 Pixels
Supply Voltage	24VDC
Max. Current Consumption	320mA@24V
Number of Analog Inputs	4
Number of Analog Outputs	4
Number of Digital Inputs	18
Number of Digital Outputs	17
Onboard Communications	Modbus Protocol (Optional Gateways for BACnet, LonWorks, and CANbus)
Ethernet Port	RJ45 port capable of transmitting data 10/100Mbps
Additional Ports	2.0 USB Port; Micro-SD Port

Motor Data	
Power Supply	208-230, 460, 575~3
Motor Enclosure	Totally Enclosed Fan Cooled (TEFC)
Motor Efficiency	Nema Premium Efficiency - Meets NEMA 12-12 Rule
Enclosure Construction	Rolled Steel / Cast Iron
Motor Protection Index	IP54
Insulation Class	F



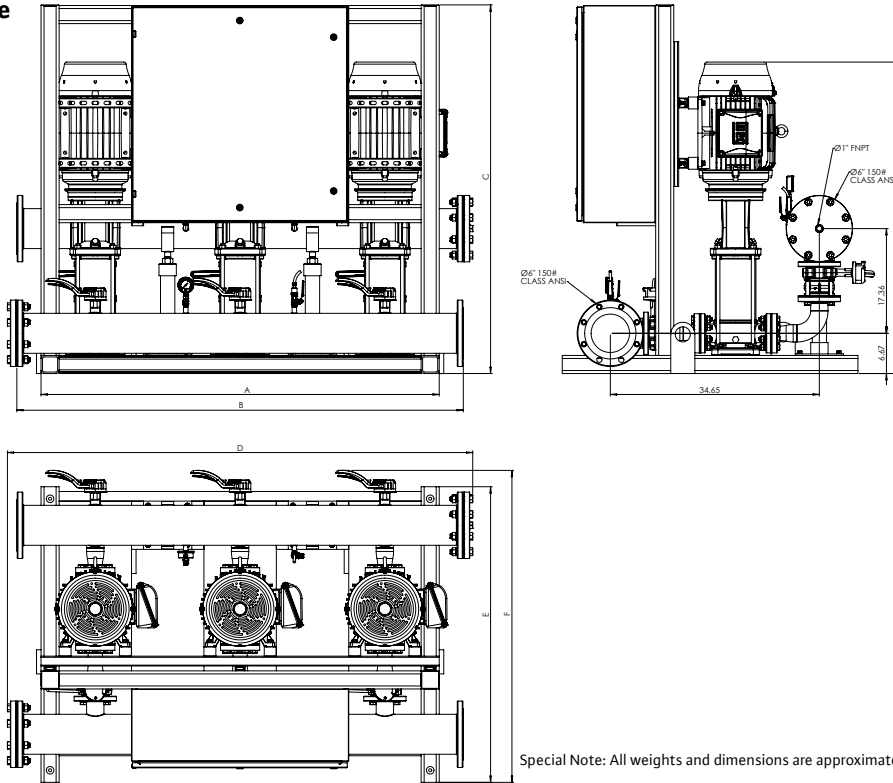
# Submittal Data Sheet

## Wilo-CO MVI - NSF 61/372 Pressure Boosting System



### CO3 MVI-100

#### 150# Discharge



Special Note: All weights and dimensions are approximate and should not be used as exact rough-in dimensions

### CO3 MVI-100

#### TEFC Motor Data (Per Motor)

Model	Article	HP	Voltage	Phase	System Header Size (ANSI)	Pmax (PSI)	Dimensions - Inches (in)							System Weight (Lbs)	Motor FLA (per pump)	System FLA
							A (in)	B (in)	C (in)	D (in)	E (in)	F (in)	H (in)		(A)	
CO3 MVI-100-1	3353104	3	208V-230V	~1 IN / ~3 OUT	6" 150#	232	49.5	57.5	61.1	60.63	49	51.67	33.64	1393.22	8.12-7.34	46.6
CO3 MVI-100-1	3353403	3	208V-230V	~3	6" 150#	232	49.5	57.5	61.1	60.63	49	51.67	33.64	1393.22	8.12-7.34	29.8
CO3 MVI-100-2	3353404	5	208V-230V	~3	6" 150#	232	49.5	57.5	61.1	60.63	49	51.67	35.23	1441.82	13.1-11.8	46.6
CO3 MVI-100-3	3353405	7.5	208V-230V	~3	6" 150#	232	49.5	57.5	61.1	60.63	49	51.67	39.24	1626.37	19.2-17.3	64-55
CO3 MVI-100-4	3353406	10	208V-230V	~3	6" 150#	232	49.5	57.5	61.1	60.63	49	51.67	42.57	1716.37	25.4-23	85.9-73
CO3 MVI-100-5	3353407	15	208V-230V	~3	6" 150#	232	66	74	61.1	77.13	49	51.67	49.73	2568.44	38.5-34.8	124-115.6
CO3 MVI-100-6	3353408	15	208V-230V	~3	6" 150#	232	66	74	61.1	77.13	49	51.67	51.5	2577.44	38.5-34.8	124-115.6
CO3 MVI-100-7	3353409	20	208V-230V	~3	6" 150#	232	66	74	65.1	77.13	49	51.67	53.28	2360.48	50.2-45.4	159.1
CO3 MVI-100-1	3353892	3	460V	~3	6" 150#	232	49.5	57.5	61.1	60.63	49	51.67	33.64	1393.22	3.67	15.4
CO3 MVI-100-2	3353893	5	460V	~3	6" 150#	232	49.5	57.5	61.1	60.63	49	51.67	35.23	1441.82	5.9	25.6
CO3 MVI-100-3	3353894	7.5	460V	~3	6" 150#	232	49.5	57.5	61.1	60.63	49	51.67	39.24	1624.99	8.67	34
CO3 MVI-100-4	3353895	10	460V	~3	6" 150#	232	49.5	57.5	61.1	60.63	49	51.67	42.57	1714.99	11.5	43
CO3 MVI-100-5	3353896	15	460V	~3	6" 150#	232	66	74	61.1	77.13	49	51.67	49.73	2298.01	17.4	56.2
CO3 MVI-100-6	3353897	15	460V	~3	6" 150#	232	66	74	61.1	77.13	49	51.67	51.5	2307.01	17.4	56.2
CO3 MVI-100-7	3353898	20	460V	~3	6" 150#	232	66	74	61.1	77.13	49	51.67	53.28	2340.01	22.7	75.1
CO3 MVI-100-1	3354381	3	575V	~3	6" 150#	232	49.5	57.5	61.1	60.63	49	51.67	33.64	1395.2	2.9	11.5
CO3 MVI-100-2	3354382	5	575V	~3	6" 150#	232	49.5	57.5	61.1	60.63	49	51.67	35.23	1443.5	4.72	17.8
CO3 MVI-100-3	3354383	7.5	575V	~3	6" 150#	232	49.5	57.5	61.1	60.63	49	51.67	39.24	1632.37	6.94	25.9
CO3 MVI-100-4	3354384	10	575V	~3	6" 150#	232	49.5	57.5	61.1	60.63	49	51.67	42.57	1728.37	9.2	35.2
CO3 MVI-100-5	3354385	15	575V	~3	6" 150#	232	66	74	61.1	77.13	49	51.67	49.73	2461.44	13.8	48.1
CO3 MVI-100-6	3354386	15	575V	~3	6" 150#	232	66	74	61.1	77.13	49	51.67	51.5	2470.44	13.8	48.1
CO3 MVI-100-7	3354387	20	575V	~3	6" 150#	232	66	74	61.1	77.13	49	51.67	53.28	2503.44	18.2	65.2

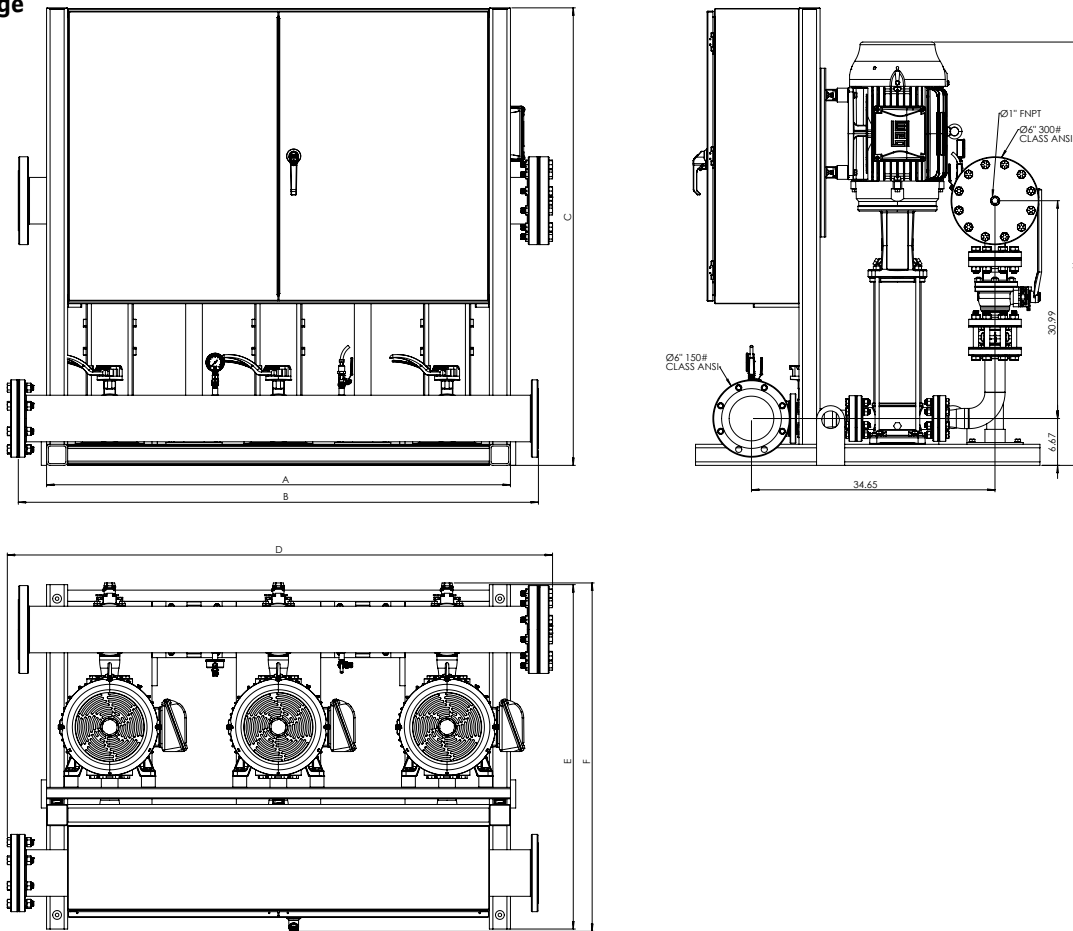
# Submittal Data Sheet

## Wilo-CO MVI - NSF 61/372 Pressure Boosting System



### CO3 MVI-100

#### 300# Discharge



Special Note: All weights and dimensions are approximate and should not be used as exact rough-in dimensions

### CO3 MVI-100

Model	Article	HP	Voltage	Phase	System Header Size (ANSI)	Pmax (PSI)	Dimensions - Inches (in)								TEFC Motor Data (Per Motor)	
							A	B	C	D	E	F	H	System Weight (Lbs)	Motor FLA (per pump)	System FLA
CO3 MVI-100-8	3353410	20	208V-230V	~3	6" 300#	363	66	74	65.1	77.57	49	49	55.05	2529.98	50.2-45.4	159.1
CO3 MVI-100-10	3353411	25	208V-230V	~3	6" 300#	363	66	74	65.1	77.57	49	49.34	60.1	2760.98	63.0-57.6	196
CO3 MVI-100-8	3353899	20	460V	~3	6" 300#	363	66	74	61.1	77.57	49	49.24	55.05	2509.52	22.7	75.1
CO3 MVI-100-10	3353900	25	460V	~3	6" 300#	363	66	74	61.1	77.57	49	49.06	60.1	3010.94	28.8	88.9
CO3 MVI-100-8	3354388	20	575V	~3	6" 300#	363	66	74	61.1	77.57	49	49.24	55.05	2672.94	18.2	65.2
CO3 MVI-100-10	3354389	25	575V	~3	6" 300#	363	66	74	65.1	77.57	49	49.34	60.1	2739.98	23	78.1