

Submittal Data Sheet

Wilco-CO MVI – NSF 61/372 Pressure Boosting System

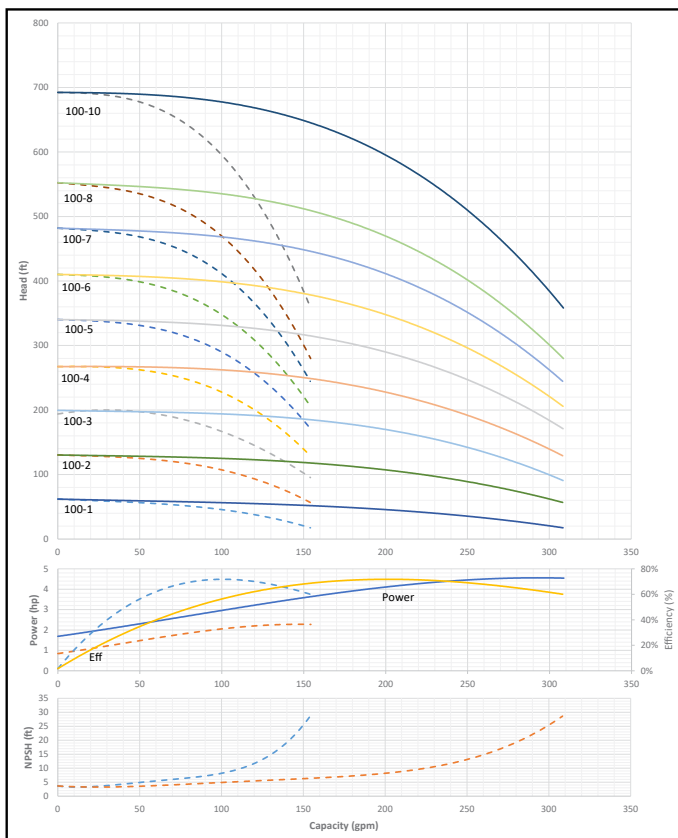


CO2 MVI-100



Project:	
Engineer:	
Contractor:	
Submitted By:	Date:
Approved By:	Date:

Tag #	Model #	Flow	BOOST PSI	Min. Inlet PSI	HP/Pump	Phase	Voltage	RPM
	CO2 MVI-100							3600



Applications

- Water Supply
- Agriculture
- Washing / Sprinkling Systems
- Pressure Boosting
- Cooling Circuits
- Condensate Return

Materials of Construction

Volute	AISI 304 Stainless Steel with Cast Iron ANSI flanges
Impeller	AISI 304 Stainless Steel
Shaft	ANSI 431 Stainless Steel
Elastomers	EPDM
Manifold	AISI 304 Stainless Steel
Suction Isolation Valves	150# Cast Iron Wafer Butterfly, All Stainless Steel Wetted Components
Discharge Isolation Valve	150# Cast Iron Wafer Butterfly, All Stainless Steel Wetted Components or 300# 304SS Ball Valve
Check Valve	Wafer Style, 316 Stainless Steel internals, non-slam, plunger type with EPDM seal/ cast iron body
Mechanical Seal	Frame and Springs 304SS
Pressure Transducers	¼" MNPT, 316 Stainless Steel
Pressure Gauges	¼" MNPT, 304 Stainless Steel Housing with 316 Stainless Steel wetted parts
System Base	Epoxy Coated A-500 Steel Tubing and A36 C-Channel/Plates

Technical Data – Operational Ranges

Liquid Temp Range	5°F to 248°F (Min. 32 °F for Domestic Water)
Ambient Temp Range	+32°F to +104 °F

Technical Data – Panel


Voltage	208-230/460-3 or 575-3
Enclosure	NEMA 3R up to 20 HP NEMA 12 for 25 HP and above (NEMA 4 and 4X available upon request)
Standard	Meets UL 508A
Variable Frequency Drives	Danfoss FC-101: • 1 HP to 3 HP 208-230V-1 IN / 208-230V-3 OUT • 1 HP to 60 HP 208-230V-3 • 1 HP to 100 HP 460V-3 • 1 HP to 100 HP 575V-3

Technical Data – PLC

User Interface	7" Diagonal Color LCD Touchscreen
Display Resolution	800 x 480 Pixels
Supply Voltage	24VDC
Max. Current Consumption	320mA@24V
Number of Analog Inputs	4
Number of Analog Outputs	4
Number of Digital Inputs	18
Number of Digital Outputs	17
Onboard Communications	Modbus Protocol (Optional Gateways for BACnet, LonWorks, and CANbus)
Ethernet Port	RJ45 port capable of transmitting data 10/100Mbps
Additional Ports	2.0 USB Port; Micro-SD Port

Motor Data

Power Supply	208-230, 460, 575-3
Motor Enclosure	Totally Enclosed Fan Cooled (TEFC)
Motor Efficiency	Nema Premium Efficiency – Meets NEMA 12-12 Rule
Enclosure Construction	Rolled Steel / Cast Iron
Motor Protection Index	IP54
Insulation Class	F



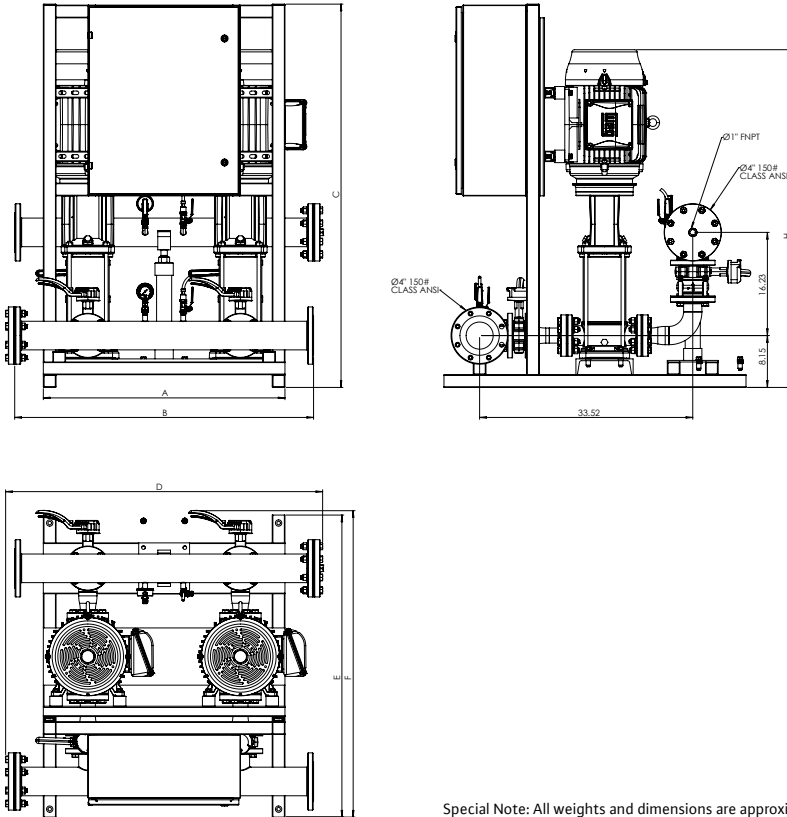
Submittal Data Sheet

Wilo-CO MVI - NSF 61/372 Pressure Boosting System



CO2 MVI-100

150# Discharge



Special Note: All weights and dimensions are approximate and should not be used as exact rough-in dimensions

CO2 MVI-100

Model	Article	HP	Voltage	Phase	System Header Size (ANSI)	Pmax (PSI)	Dimensions - Inches (in)								TEFC Motor Data (Per Motor)	
							A (in)	B (in)	C (in)	D (in)	E (in)	F (in)	H (in)	System Weight (Lbs)	Motor FLA (per pump)	System FLA
CO2 MVI-100-1	3353051	3	208V-230V	~1 IN / ~3 OUT	4" 150#	232	28	32.75	60.13	35.6	48	48.44	35.25	692.04	8.12-7.34	31.4
CO2 MVI-100-1	3353240	3	208V-230V	~3	4" 150#	232	28	32.75	60.13	35.6	48	48.44	35.25	797.67	8.12-7.34	20.2
CO2 MVI-100-2	3353241	5	208V-230V	~3	4" 150#	232	28	32.75	60.13	35.6	48	48.44	36.84	830.07	13.1-11.8	31.4
CO2 MVI-100-3	3353242	7.5	208V-230V	~3	4" 150#	232	28	32.75	60.13	35.6	48	48.44	40.85	972.98	19.2-17.3	43-37
CO2 MVI-100-4	3353243	10	208V-230V	~3	4" 150#	232	28	32.75	60.13	35.6	48	48.44	44.18	905.75	25.4-23	57.6-49
CO2 MVI-100-5	3353244	15	208V-230V	~3	4" 150#	232	38	47	60.13	49.85	48.5	49.19	51.34	1354.72	38.5-34.8	83-77.4
CO2 MVI-100-6	3353245	15	208V-230V	~3	4" 150#	232	38	47	60.13	49.85	48.5	49.19	53.11	1360.72	38.5-34.8	83-77.4
CO2 MVI-100-7	3353246	20	208V-230V	~3	4" 150#	232	42	47	70.13	49.58	47.5	50.28	54.89	1324.54	50.2-45.4	106.4
CO2 MVI-100-1	3353729	3	460V	~3	4" 150#	232	28	32.75	60.13	35.6	48	48.44	35.25	692.04	3.67	10.6
CO2 MVI-100-2	3353730	5	460V	~3	4" 150#	232	28	32.75	60.13	35.6	48	48.44	36.84	724.44	5.9	17.4
CO2 MVI-100-3	3353731	7.5	460V	~3	4" 150#	232	28	32.75	60.13	35.6	48	48.44	40.85	845.75	8.67	34.2
CO2 MVI-100-4	3353732	10	460V	~3	4" 150#	232	28	32.75	60.13	35.6	48	48.44	44.18	905.75	11.5	29
CO2 MVI-100-5	3353733	15	460V	~3	4" 150#	232	38	47	60.13	49.85	47.5	48.19	51.34	1275.94	17.4	37.8
CO2 MVI-100-6	3353734	15	460V	~3	4" 150#	232	38	47	60.13	49.85	47.5	48.19	53.11	1281.94	17.4	37.8
CO2 MVI-100-7	3353735	20	460V	~3	4" 150#	232	38	47	60.13	49.85	47.5	48.19	54.89	1303.94	22.7	50.4
CO2 MVI-100-1	3354218	3	575V	~3	4" 150#	232	28	32.75	60.13	35.6	48	48.44	35.25	692.44	2.9	8
CO2 MVI-100-2	3354219	5	575V	~3	4" 150#	232	28	32.75	60.13	35.6	48	48.44	36.84	724.64	4.72	12.2
CO2 MVI-100-3	3354220	7.5	575V	~3	4" 150#	232	28	32.75	60.13	35.6	48	48.44	40.85	849.75	6.94	17.6
CO2 MVI-100-4	3354221	10	575V	~3	4" 150#	232	28	32.75	60.13	35.6	48	48.44	44.18	913.75	9.2	23.8
CO2 MVI-100-5	3354222	15	575V	~3	4" 150#	232	38	47	60.13	49.85	48.5	49.19	51.34	1266.72	13.8	32.4
CO2 MVI-100-6	3354223	15	575V	~3	4" 150#	232	38	47	60.13	49.85	48.5	49.19	53.11	1272.72	13.8	32.4
CO2 MVI-100-7	3354224	20	575V	~3	4" 150#	232	38	47	60.13	49.85	48.5	49.19	54.89	1294.72	18.2	43.8

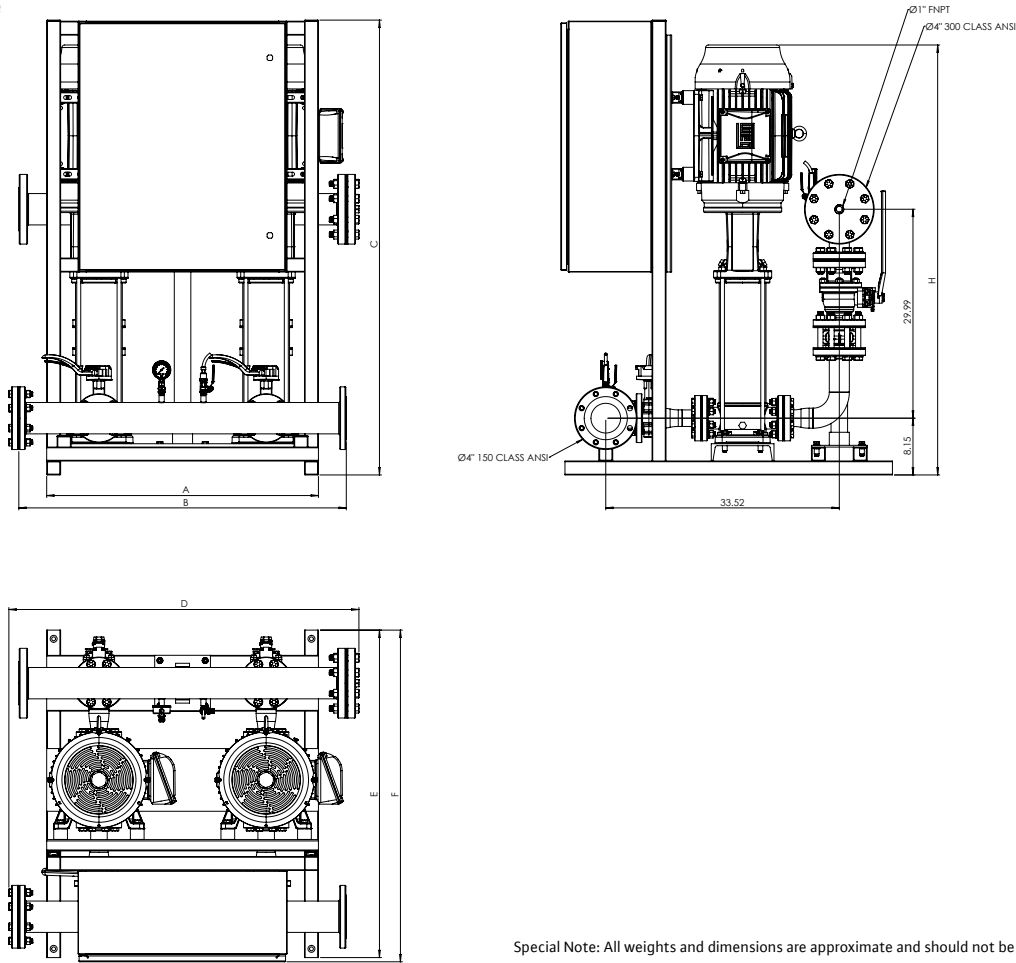
Submittal Data Sheet

Wilo-CO MVI - NSF 61/372 Pressure Boosting System



CO2 MVI-100

300# Discharge



Special Note: All weights and dimensions are approximate and should not be used as exact rough-in dimensions

CO2 MVI-100

Model	Article	HP	Voltage	Phase	System Header Size (ANSI)	Pmax (PSI)	Dimensions - Inches (In)								TEFC Motor Data (Per Motor)	
							A (in)	B (in)	C (in)	D (in)	E (in)	F (in)	H (in)	System Weight (Lbs)	Motor FLA (per pump)	System FLA
CO2 MVI-100-8	3353247	20	208V-230V	~3	4" 300#	363	42	47	70.13	50.24	47	49.09	56.66	1430.7	50.2-45.4	106.4
CO2 MVI-100-10	3353248	25	208V-230V	~3	4" 300#	363	42	47	70.13	50.24	47	49.59	61.71	1585.02	63.0-57.6	131
CO2 MVI-100-8	3353736	20	460V	~3	4" 300#	363	38	47	60.13	50.24	47	47	56.66	1410.1	22.7	50.4
CO2 MVI-100-10	3353737	25	460V	~3	4" 300#	363	39	47	65.13	50.24	47	47.61	61.71	1648.4	28.8	59.6
CO2 MVI-100-8	3354225	20	575V	~3	4" 300#	363	39	47	65.13	50.24	47	47.11	56.66	1405.76	18.2	43.8
CO2 MVI-100-10	3354226	25	575V	~3	4" 300#	363	42	47	70.13	50.24	47	49.59	61.71	1571.02	23	52.4