

# Submittal Data Sheet

## Wilo-CO MVI – NSF 61/372 Pressure Boosting System

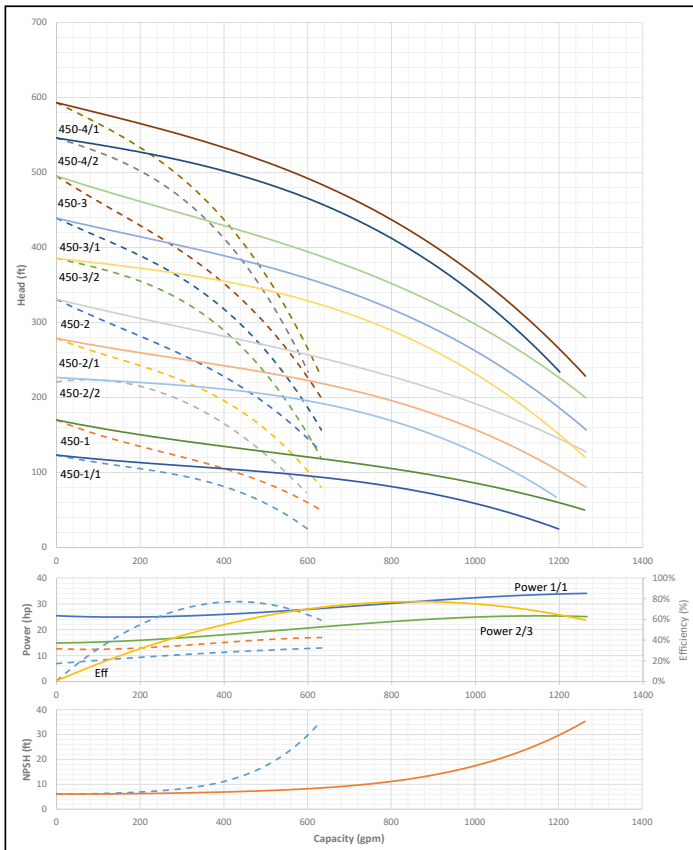


### CO2 MVI-1SB-450



Project:	
Engineer:	
Contractor:	
Submitted By:	Date:
Approved By:	Date:

Tag #	Model #	Flow	BOOST PSI	Min. Inlet PSI	HP/Pump	Phase	Voltage	RPM
	CO2 MVI-1SB-450							3600



#### Applications

- Water Supply
- Agriculture
- Washing / Sprinkling Systems
- Pressure Boosting
- Cooling Circuits
- Condensate Return

#### Materials of Construction

Volute	AISI 304 Stainless Steel with Cast Iron ANSI flanges
Impeller	AISI 304 Stainless Steel
Shaft	ANSI 431 Stainless Steel
Elastomers	EPDM
Manifold	AISI 304 Stainless Steel
Suction Isolation Valves	150# Cast Iron Wafer Butterfly, All Stainless Steel Wetted Components
Discharge Isolation Valve	150# Cast Iron Wafer Butterfly, All Stainless Steel Wetted Components or 300# 304SS Ball Valve
Check Valve	Wafer Style, 316 Stainless Steel internals, non-slam, plunger type with EPDM seal/ cast iron body
Mechanical Seal	Frame and Springs 304SS
Pressure Transducers	¼" MNPT, 316 Stainless Steel
Pressure Gauges	¼" MNPT, 304 Stainless Steel Housing with 316 Stainless Steel wetted parts
System Base	Epoxy Coated A-500 Steel Tubing and A36 C-Channel/Plates

#### Motor Data

Power Supply	208-230, 460, 575~3
Motor Enclosure	Totally Enclosed Fan Cooled (TEFC)
Motor Efficiency	Nema Premium Efficiency – Meets NEMA 12-12 Rule
Enclosure Construction	Rolled Steel/ Cast Iron
Motor Protection Index	IP54
Insulation Class	F

Approval Stamp

#### Technical Data – Operational Ranges

Liquid Temp Range	5°F to 248°F (Min. 32 °F for Domestic Water)
Ambient Temp Range	+32°F to +104 °F

#### Technical Data – Panel

Voltage	208-230/460~3 or 575~3
Enclosure	NEMA 3R up to 20 HP NEMA 12 for 25 HP and above (NEMA 4 and 4X available upon request)
Standard	Meets UL 508A
Variable Frequency Drives	Danfoss FC-101: • 1 HP to 3 HP 208-230V~1 IN / 208-230V~3 OUT • 1 HP to 60 HP 208-230V~3 • 1 HP to 100 HP 460V~3 • 1 HP to 100 HP 575V~3

#### Technical Data – PLC

User Interface	7" Diagonal Color LCD Touchscreen
Display Resolution	800 x 480 Pixels
Supply Voltage	24VDC
Max. Current Consumption	320mA@24V
Number of Analog Inputs	4
Number of Analog Outputs	4
Number of Digital Inputs	18
Number of Digital Outputs	17
Onboard Communications	Modbus Protocol (Optional Gateways for BACnet, LonWorks, and CANbus)
Ethernet Port	RJ45 port capable of transmitting data 10/100Mbps
Additional Ports	2.0 USB Port; Micro-SD Port

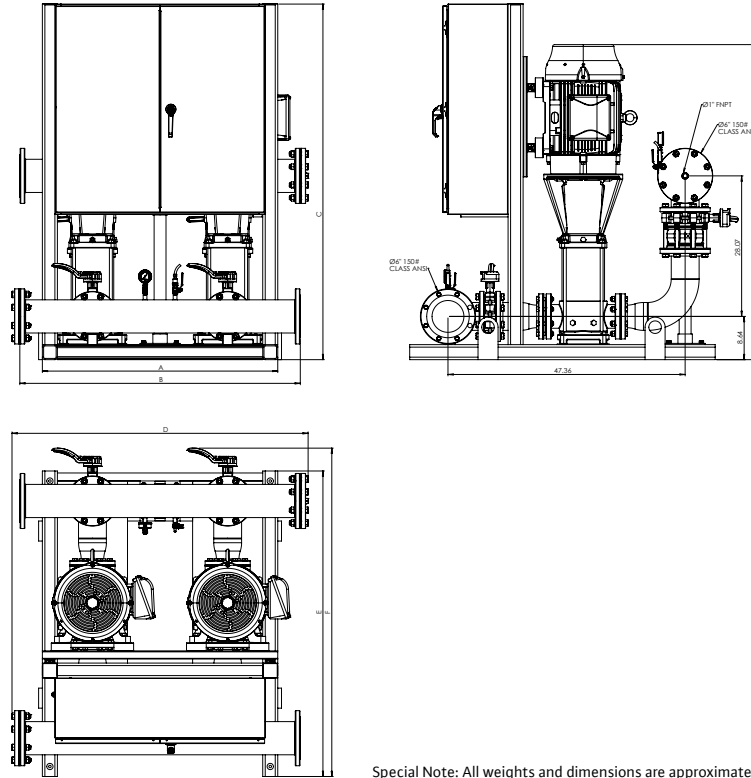
# Submittal Data Sheet

## Wilo-CO MVI - NSF 61/372 Pressure Boosting System



### CO2 MVI-1SB-450

#### 150# Discharge



Special Note: All weights and dimensions are approximate and should not be used as exact rough-in dimensions

### CO2 MVI-1SB-450

#### TEFC Motor Data (Per Motor)

Model	Article	HP	Voltage	Phase	System Header Size (ANSI)	Pmax (PSI)	Dimensions - Inches (in)								System Weight (Lbs)	TEFC Motor Data (Per Motor)	
							A (in)	B (in)	C (in)	D (in)	E (in)	F (in)	H (in)	Motor FLA (per pump)		System FLA	
CO2 MVI-1SB-450 -1/1	3354839	15	208V-230V	~3	6" 150#	232	44	52	61	55.13	61	65.53	50.79	2126.64	38.5-34.8	83-77.4	
CO2 MVI-1SB-450 -1	3354840	15	208V-230V	~3	6" 150#	232	44	52	61	55.13	61	65.53	50.79	2126.72	38.5-34.8	83-77.4	
CO2 MVI-1SB-450 -2/2	3354841	25	208V-230V	~3	6" 150#	232	44	52	71	55.13	61	65.53	56.64	2172.2	63.0-57.6	131	
CO2 MVI-1SB-450 -2/1	3354842	30	208V-230V	~3	6" 150#	232	44	52	89	55.13	61	65.53	56.64	2247.93	76.7-68.4	153	
CO2 MVI-1SB-450 -2	3354843	40	208V-230V	~3	6" 150#	232	47	56	89	59.13	61	65.53	59.19	2567.32	101-92.6	208.4	
CO2 MVI-1SB-450 -3/2	3354844	40	208V-230V	~3	6" 150#	232	47	56	89	59.13	61	65.53	62.78	2589.32	101-92.6	208.4	
CO2 MVI-1SB-450 -1/1	3355129	15	460V	~3	6" 150#	232	44	52	61	55.13	61	65.53	50.79	1955.66	17.4	37.8	
CO2 MVI-1SB-450 -1	3355130	15	460V	~3	6" 150#	232	44	52	61	55.13	61	65.53	50.79	1955.74	17.4	37.8	
CO2 MVI-1SB-450 -2/2	3355131	25	460V	~3	6" 150#	232	44	52	61	55.13	61	65.53	56.64	2230.77	28.8	59.6	
CO2 MVI-1SB-450 -2/1	3355132	30	460V	~3	6" 150#	232	44	52	61	55.13	61	65.53	56.64	2252.85	34.2	70.2	
CO2 MVI-1SB-450 -2	3355133	40	460V	~3	6" 150#	232	47	56	71	59.13	61	65.53	59.19	2842.28	46.3	99.4	
CO2 MVI-1SB-450 -3/2	3355134	40	460V	~3	6" 150#	232	47	56	71	59.13	61	65.53	62.78	2864.28	46.3	99.4	
CO2 MVI-1SB-450 -3/1	3355135	50	460V	~3	6" 150#	232	47	56	71	59.13	61	65.53	62.78	2640.2	56.1	122.2	
CO2 MVI-1SB-450 -3	3355136	50	460V	~3	6" 150#	232	47	56	71	59.13	61	65.53	62.78	2640.3	56.1	122.2	
CO2 MVI-1SB-450 -1/1	3355419	15	575V	~3	6" 150#	232	44	52	61	55.13	61	65.53	50.79	1948.36	13.8	32.4	
CO2 MVI-1SB-450 -1	3355420	15	575V	~3	6" 150#	232	44	52	61	55.13	61	65.53	50.79	1948.44	13.8	32.4	
CO2 MVI-1SB-450 -2/2	3355421	25	575V	~3	6" 150#	232	44	52	71	55.13	61	65.53	56.64	2158.2	23	52.4	
CO2 MVI-1SB-450 -2/1	3355422	30	575V	~3	6" 150#	232	44	52	71	55.13	61	65.53	56.64	2196.28	27.4	64	
CO2 MVI-1SB-450 -2	3355423	40	575V	~3	6" 150#	232	47	56	71	59.13	61	65.53	59.19	2521.68	37	86.8	
CO2 MVI-1SB-450 -3/2	3355424	40	575V	~3	6" 150#	232	47	56	71	59.13	61	65.53	62.78	2543.68	37	86.8	
CO2 MVI-1SB-450 -3/1	3355425	50	575V	~3	6" 150#	232	47	56	89	59.13	61	65.53	62.78	2657.84	44.9	105	
CO2 MVI-1SB-450 -3	3355426	50	575V	~3	6" 150#	232	47	56	89	59.13	61	65.53	62.78	2657.94	44.9	105	

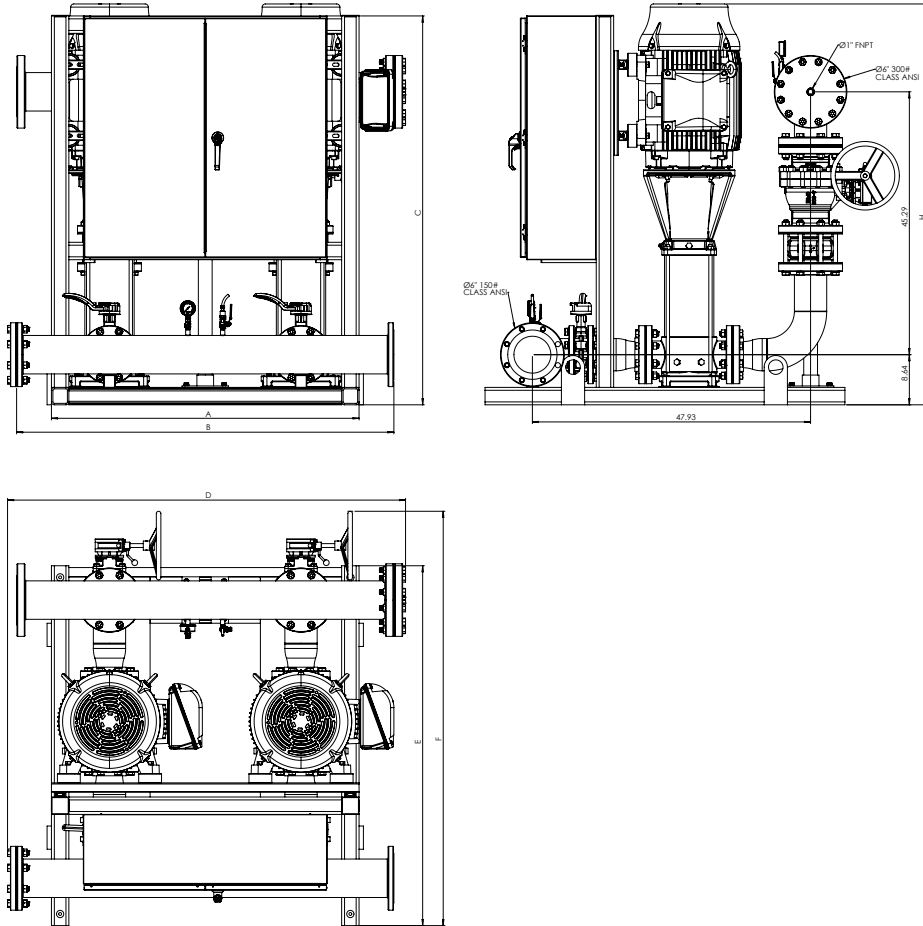
# Submittal Data Sheet

## Wilo-CO MVI - NSF 61/372 Pressure Boosting System



### CO2 MVI-1SB-450

#### 300# Discharge



Special Note: All weights and dimensions are approximate and should not be used as exact rough-in dimensions

CO2 MVI-1SB-450														TEFC Motor Data (Per Motor)		
Model	Article	HP	Voltage	Phase	System Header Size (ANSI)	Pmax (PSI)	Dimensions - Inches (in)							System Weight (Lbs)	Motor FLA	System
							A	B	C	D	E	F	H		(A)	FLA
CO2 MVI-1SB-450 -4/2	3355137	60	460V	~3	6" 300#	435	53	65	67	68.57	62	71.38	68.94	3549.93	67	146
CO2 MVI-1SB-450 -4/1	3355138	60	460V	~3	6" 300#	435	53	65	67	68.57	62	71.38	68.94	3550.69	67	146
CO2 MVI-1SB-450 -4/2	3355427	60	575V	~3	6" 300#	435	53	65	85	68.57	62	71.38	68.94	3597.57	53.6	127.6
CO2 MVI-1SB-450 -4/1	3355428	60	575V	~3	6" 300#	435	53	65	85	68.57	62	71.38	68.94	3598.33	53.6	127.6