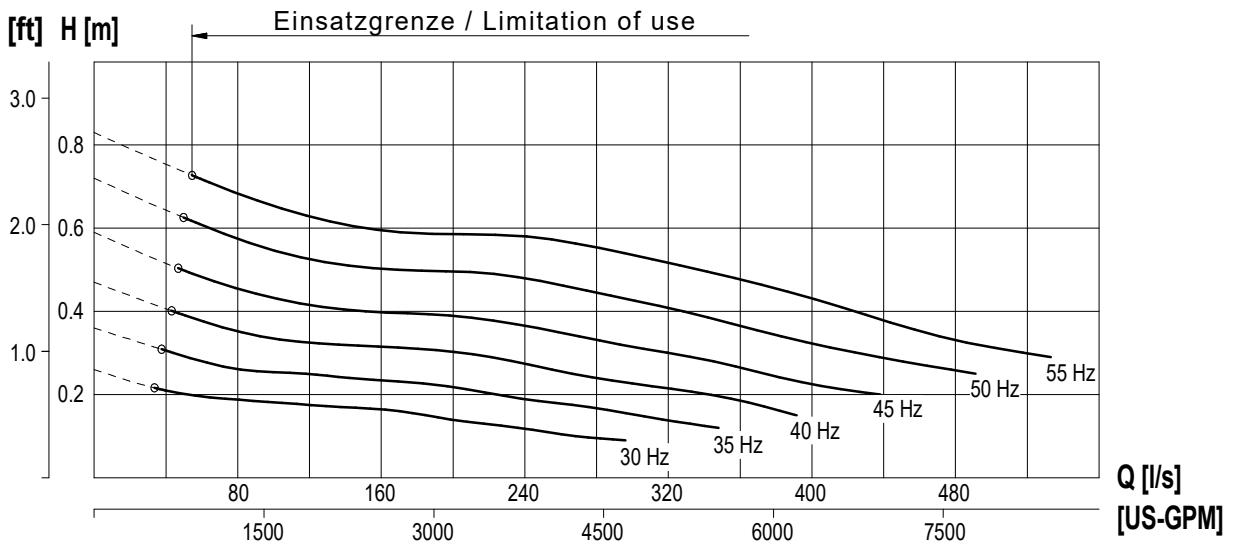
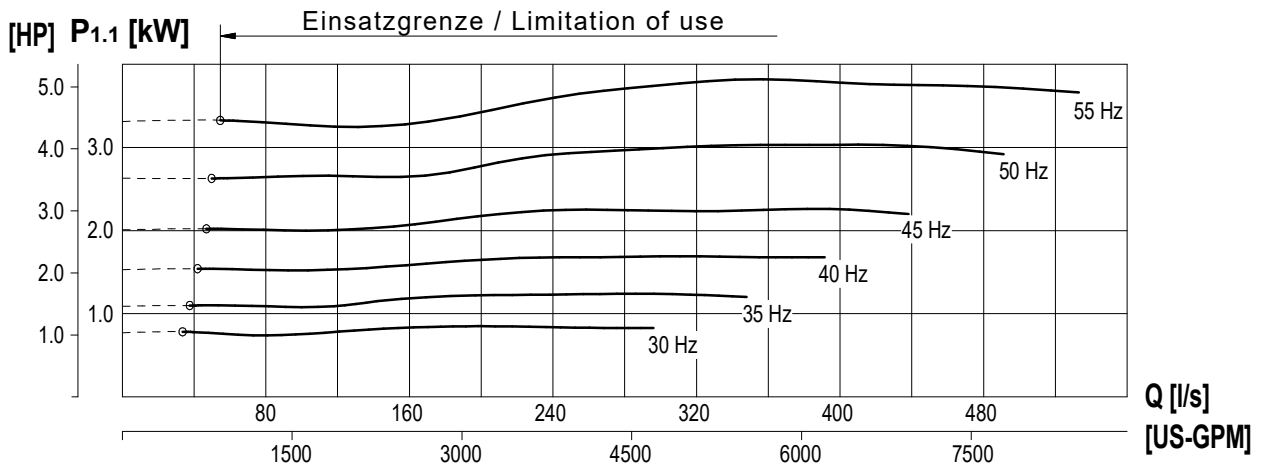




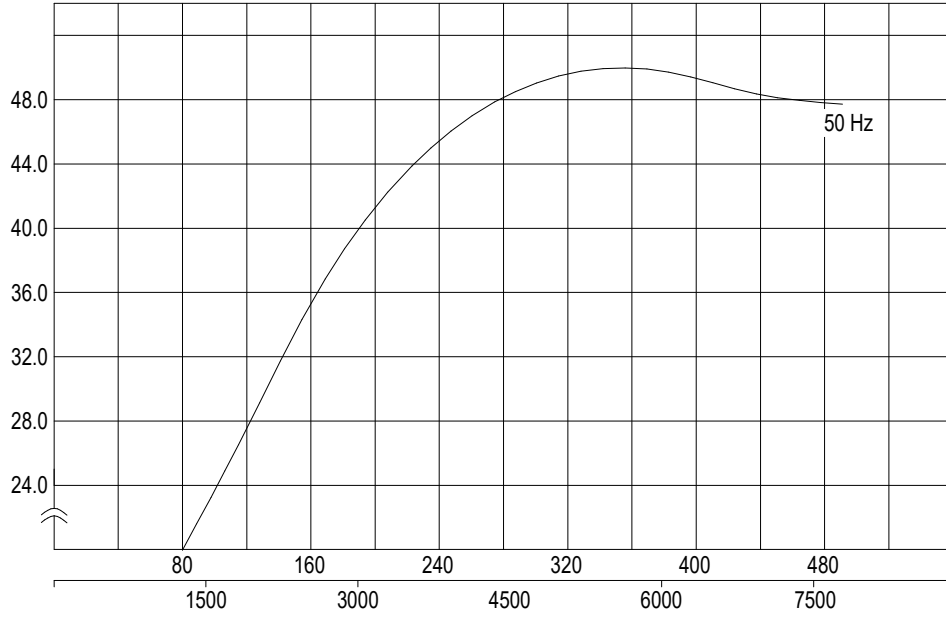
Kennlinie Performance curve	Baureihe Type	RZPE 60-4.30-4/16	Nr./ No. Version	KL 0371-1 2024-03-07 Sp
Netz / Main connection	400V~3 / 50Hz		Nenndrehzahl Nom. Speed	297 [1/min]
Motortyp / Motor type	TE 17-4/16R (Ex)		Kugeldurchgang Free ball passage	150 [mm]
Nenn-Laufrad Ø / Nom. Impeller Ø	600 [mm]		Max.-Leistung / power input [P1]	4,10 [kW]
Effizienzklasse / Efficiency class	IE3 / DIN EN 60034-30-1		Hydr.Nr.	6088168
Nennleistung / Rated output [P2]	3,45 [kW]			



± 10% Toleranz bei linearer U/f-Frequenzregelung / ± 10% tolerance with linear U/f frequency control

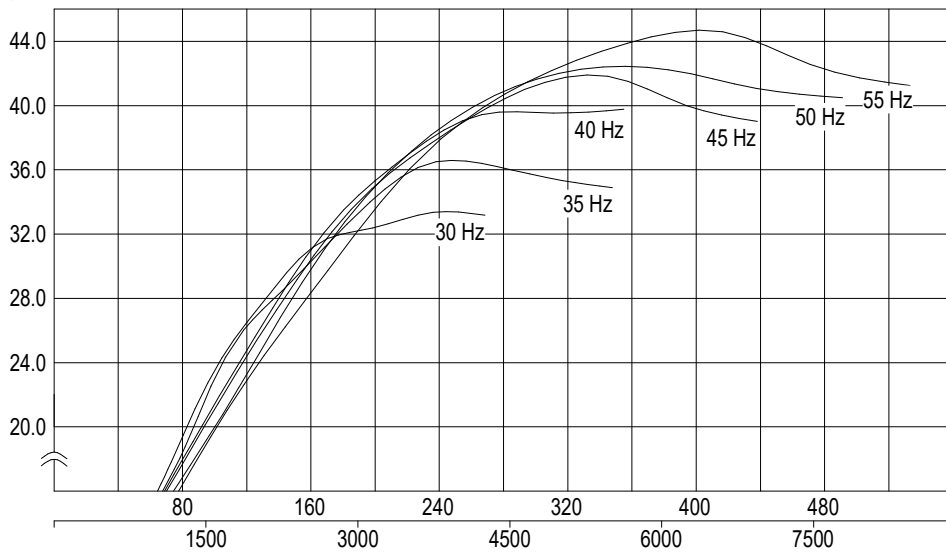
Kennlinie Performance curve	Baureihe Type	RZPE 60-4.30-4/16	Nr./ No. Version	KL 0371-2 2024-03-07 Sp
Netz / Main connection	400V~3 / 50Hz		Nennzahl Nom. Speed	297 [1/min]
Motortyp / Motor type	TE 17-4/16R (Ex)		Kugeldurchgang Free ball passage	150 [mm]
Nenn-Laufrad Ø / Nom. Impeller Ø	600 [mm]		Max.-Leistung / power input [P1]	4,10 [kW]
Effizienzklasse / Efficiency class	IE3 / DIN EN 60034-30-1		Hydr.Nr.	6088168
Nennleistung / Rated output [P2]	3,45 [kW]			

η_{hydr} [%]



Q [l/s]
[US-GPM]

η_{ges} [%]



Q [l/s]
[US-GPM]

± 10% Toleranz bei linearer U/f-Frequenzregelung / ± 10% tolerance with linear U/f frequency control