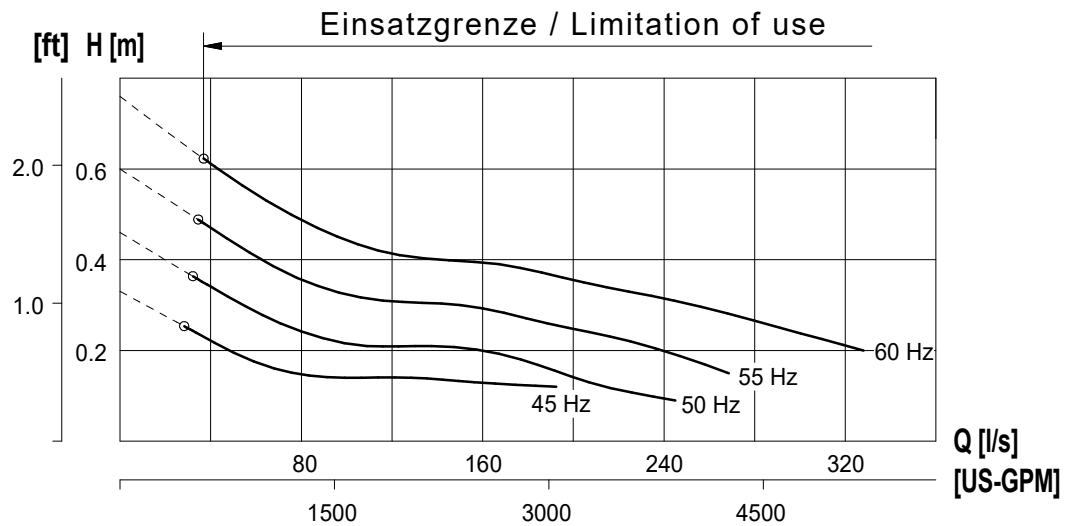
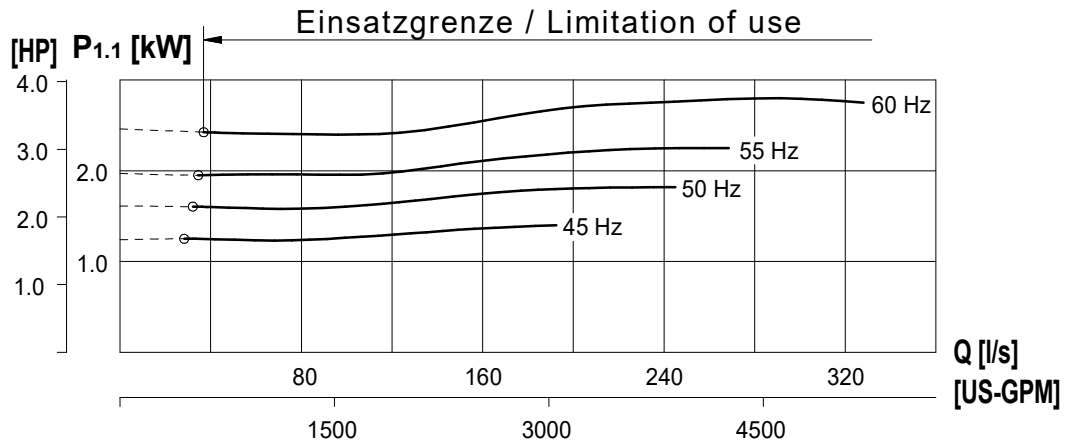


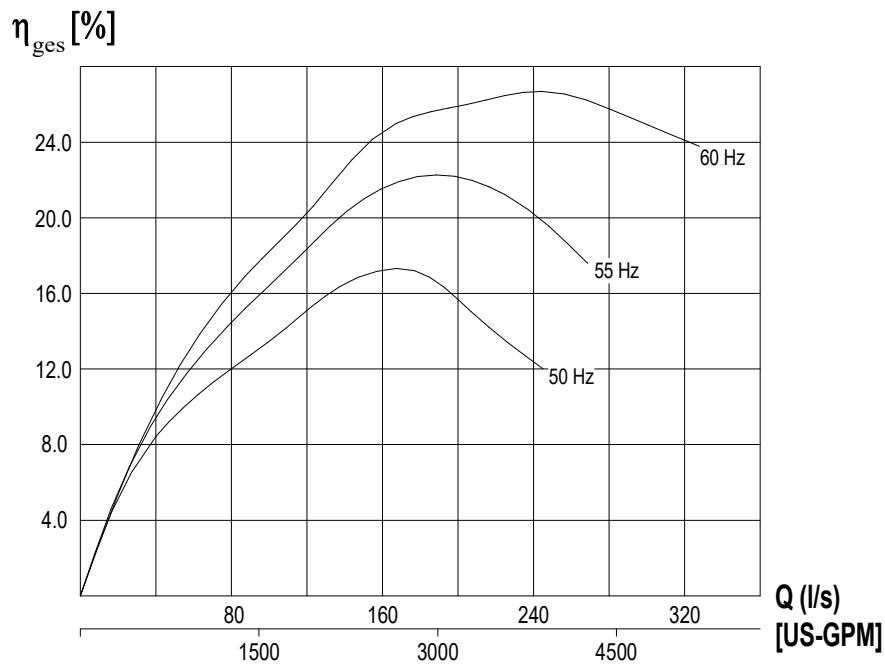
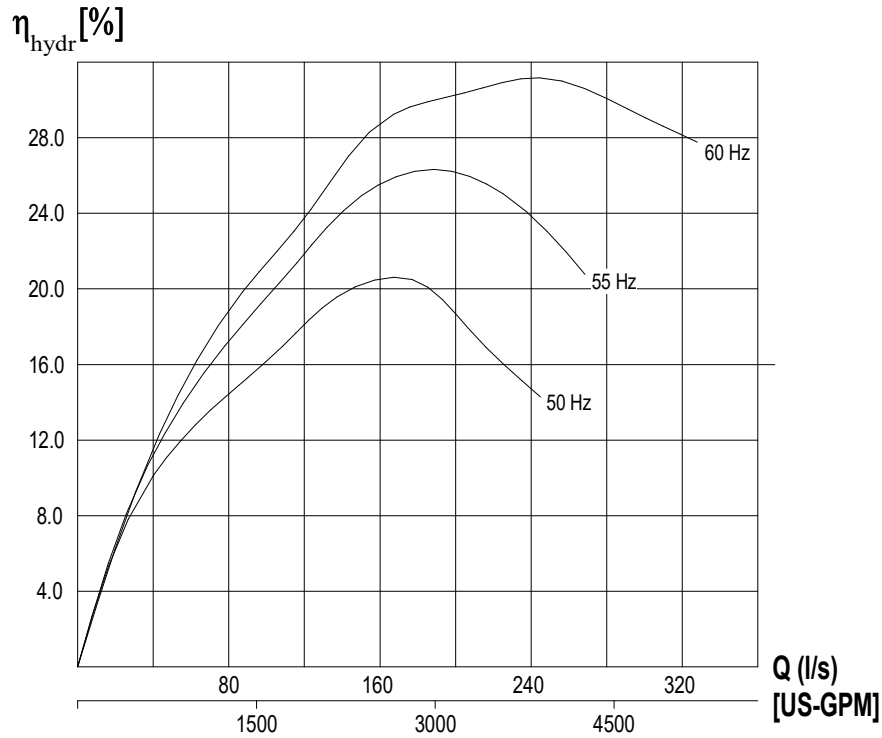


Kennlinie Performance curve	Baureihe Type	RZPE 50-4.29-4/12	Nr./ No. Version	KL 0350-1 2023-08-15 Sp
Netz / Main connection	400V~3 / 50Hz		Nennzahl Nom. Speed	288 [1/min]
Motortyp / Motor type	TE 17-4/12R (Ex)		Kugeldurchgang Free ball passage	150 [mm]
Nenn-Laufrad Ø / Nom. Impeller Ø	500 [mm]		Max.-Leistung / power input [P1]	2.90 [kW]
Effizienzklasse / Efficiency class	IE 3 / DIN EN 60034-30-1		Hydr.Nr.	6089115
Nennleistung / Rated output [P2]	2.50 [kW]			



± 10% Toleranz bei linearer U/f-Frequenzregelung / ± 10% tolerance with linear U/f frequency control

Kennlinie Performance curve	Baureihe Type	RZPE 50-4.29-4/12	Nr./ No. Version	KL 0350-2 2023-08-15 Sp
Netz / Main connection	400V~3 / 50Hz		Nenndrehzahl Nom. Speed	288 [1/min]
Motortyp / Motor type	TE 17-4/12R (Ex)		Kugeldurchgang Free ball passage	150 [mm]
Nenn-Laufrad Ø / Nom. Impeller Ø	500 [mm]		Max.-Leistung / power input [P1]	2.90 [kW]
Effizienzklasse / Efficiency class	IE 3 / DIN EN 60034-30-1		Hydr.Nr.	6089115
Nennleistung / Rated output [P2]	2.50 [kW]			



± 10% Toleranz bei linearer U/f-Frequenzregelung / ± 10% tolerance with linear U/f frequency control