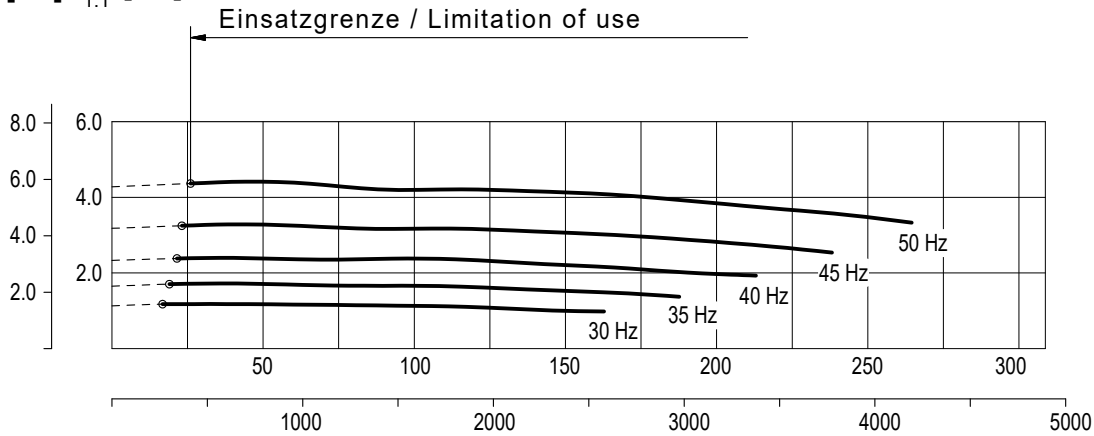


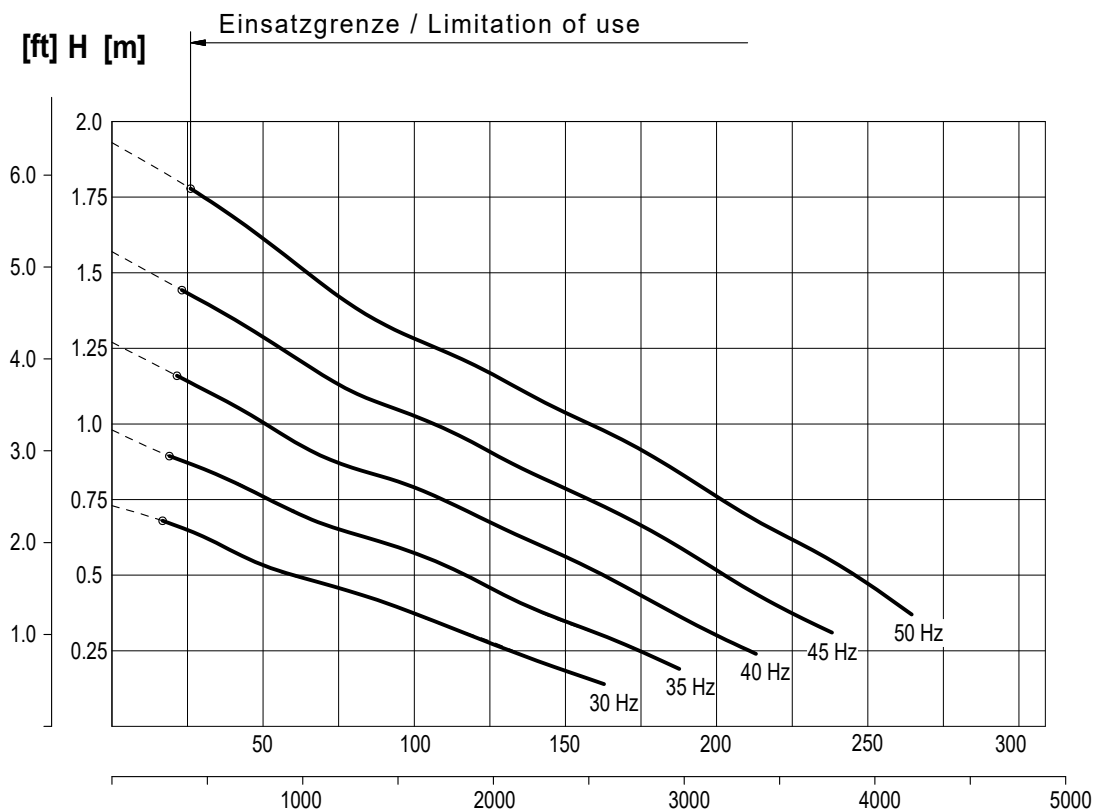
Kennlinie Performance curve	Baureihe Type	RZPE 40-1.95-6/24 S8	Nr./ No. Version	KL 0326-1 2021-01-25 Sp
Netz / Main connection	400V~3 / 50Hz		Nenndrehzahl Nom. Speed	927 [1/min]
Motortyp / Motor type	TE 17-6/24R (Ex)		Kugeldurchgang Free ball passage	110 [mm]
Laufrad Ø / Impeller Ø	400 [mm]		Max.-Leistung / power input [P1]	4,45 [kW]
Effizienzklasse / Efficiency class	IE3 / DIN EN 60034-30-1		Hydr.Nr.	6090211
Nennleistung / Rated output [P2]	3,7 [kW]			

[HP] P_{1.1} [kW]



Q [l/s]
[US-GPM]

[ft] H [m]

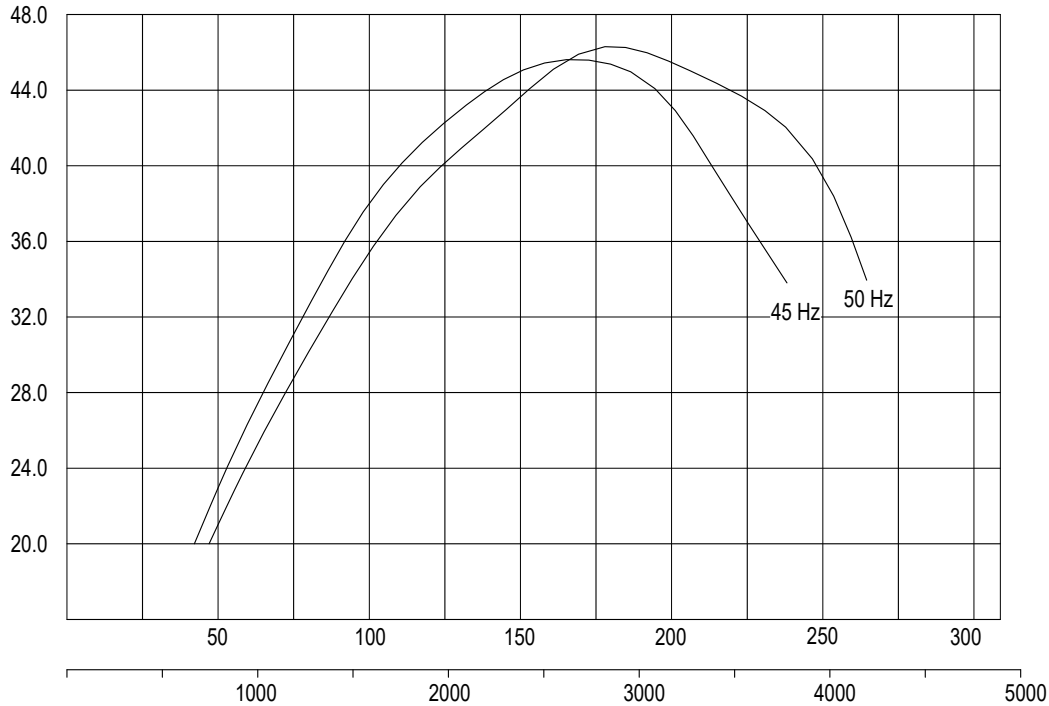


Q [l/s]
[US-GPM]

± 10% Toleranz bei linearer U/f-Frequenzregelung / ± 10% tolerance with linear U/f frequency control

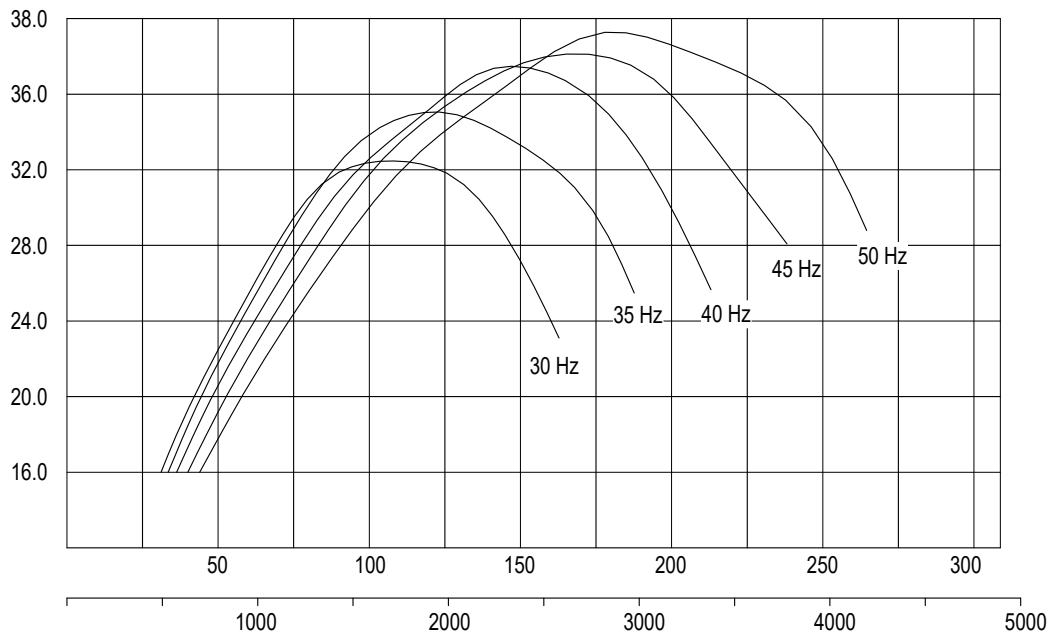
Kennlinie Performance curve	Baureihe Type	RZPE 40-1.95-6/24 S8	Nr./ No. Version	KL 0326-2 2021-01-25 Sp
Netz / Main connection	400V~3 / 50Hz		Neendrehzahl Nom. Speed	927 [1/min]
Motortyp / Motor type	TE 17-6/24R (Ex)		Kugeldurchgang Free ball passage	110 [mm]
Laufgrad Ø / Impeller Ø	400 [mm]		Max.-Leistung / power input [P1]	4,45 [kW]
Effizienzklasse / Efficiency class	IE3 / DIN EN 60034-30-1		Hydr.Nr.	6090211
Nennleistung / Rated output [P2]	3,7 [kW]			

η_{hydr} [%]



Q [l/s]
[US-GPM]

η_{ges} [%]



Q [l/s]
[US-GPM]

± 10% Toleranz bei linearer U/f-Frequenzregelung / ± 10% tolerance with linear U/f frequency control