

Zubehör - Accessories - Accessoires

Flumen EXCEL RZPE 20-1
AVR 60 - AVRZ 60 - AVRZD 60

wilo

Heimgartenstraße 1-3 D-95030 Hof/Saale
Telefon +49 9281 974-0 Fax +49 9281 96528
www.wilo.com E-Mail: info@wilo.com

Kunde
Customer
Client

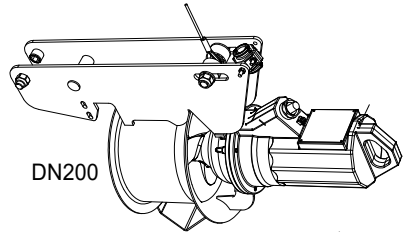
Projekt
Project
Projet

Angebot - Quotation - Offre

Auftrag - Order - Commande

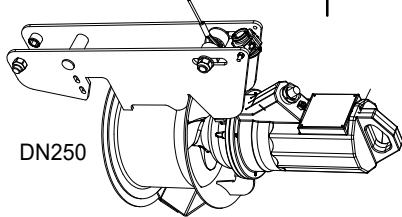
Nr. - No.:

Auftragsbezogene Maße X = mm
Dimensions acc. to order L = mm
Dimensions selon commande

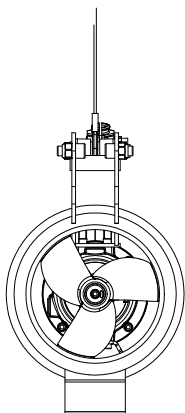


DN200

RZPE 20-1

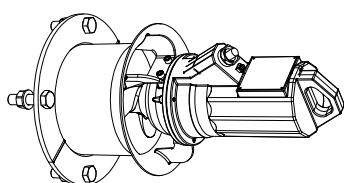


DN250



RZPE 20-1. _ _ /

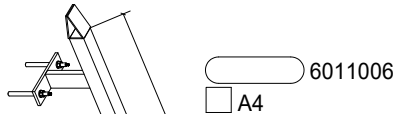
KMAT 6089566



DN200

AVR 60

KMAT
6000555



6011006

A4

AVRD 60

KMAT
6000555



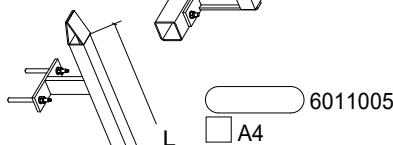
6011006

6010965

A4

AVRZ 60

KMAT
6000555

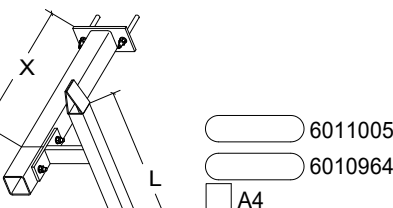


6011005

A4

AVRZD 60

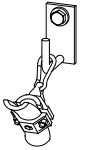
KMAT
6000555



6011005

6010964

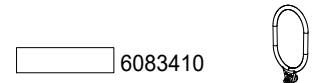
A4



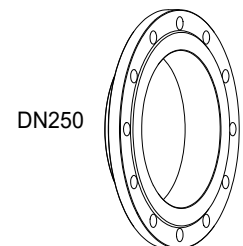
6010947 Ø10-17
 6010946 Ø17-25



6010940 Ø10-17
 6010939 Ø17-25

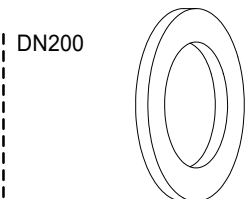


6083410



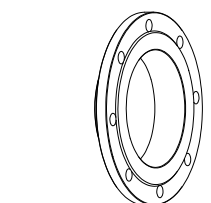
DN250

A4 6036028



DN200

A4 6038368



A4 6038369

A4 = 1.4571 / AISI 316Ti / Z 6 CNDT 17-12

A2 = 1.4301 / AISI 304 / Z 7 CN 18-09

St = Stahl / steel / acier

= Befestigungssatz / fixing elements / éléments de fixation