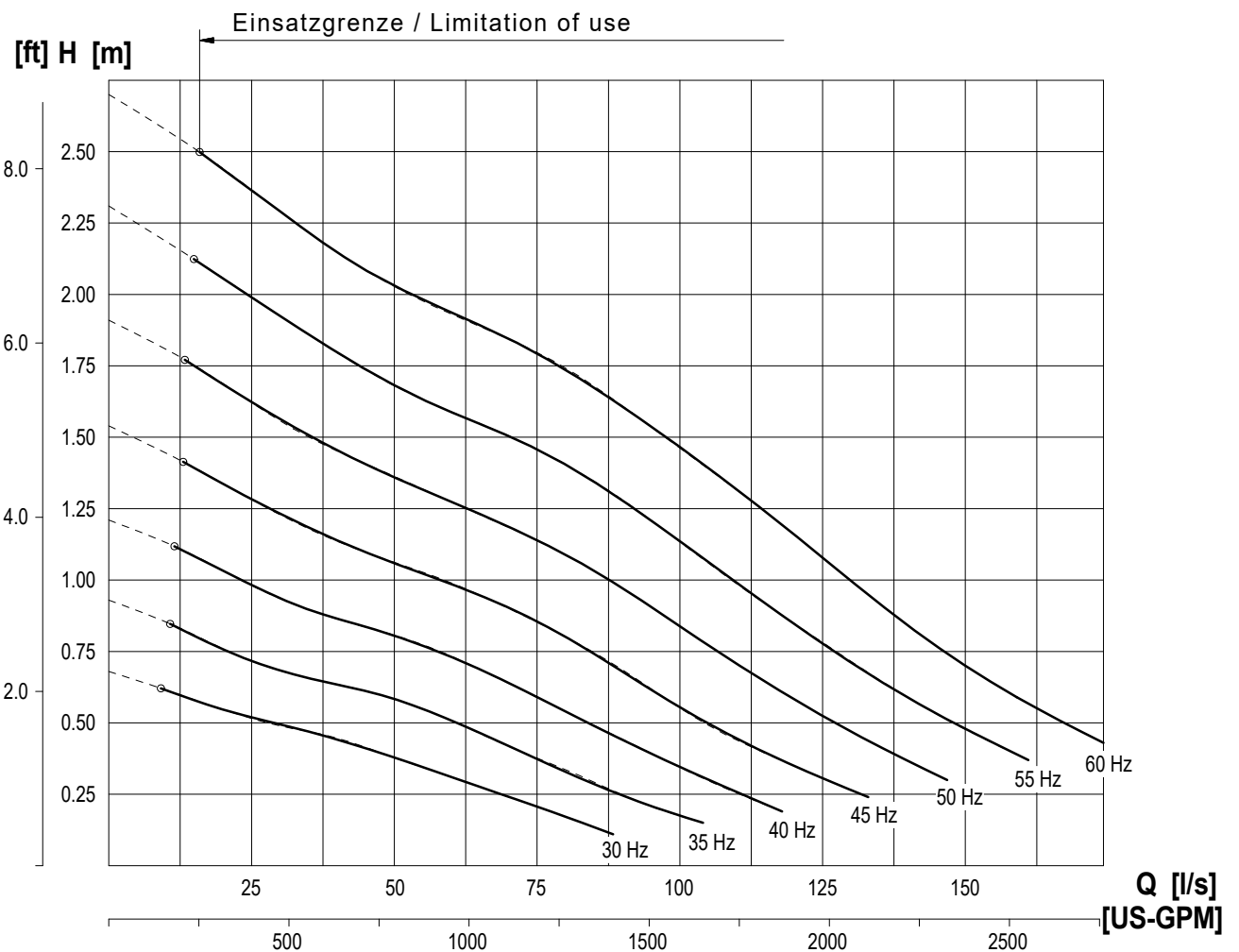
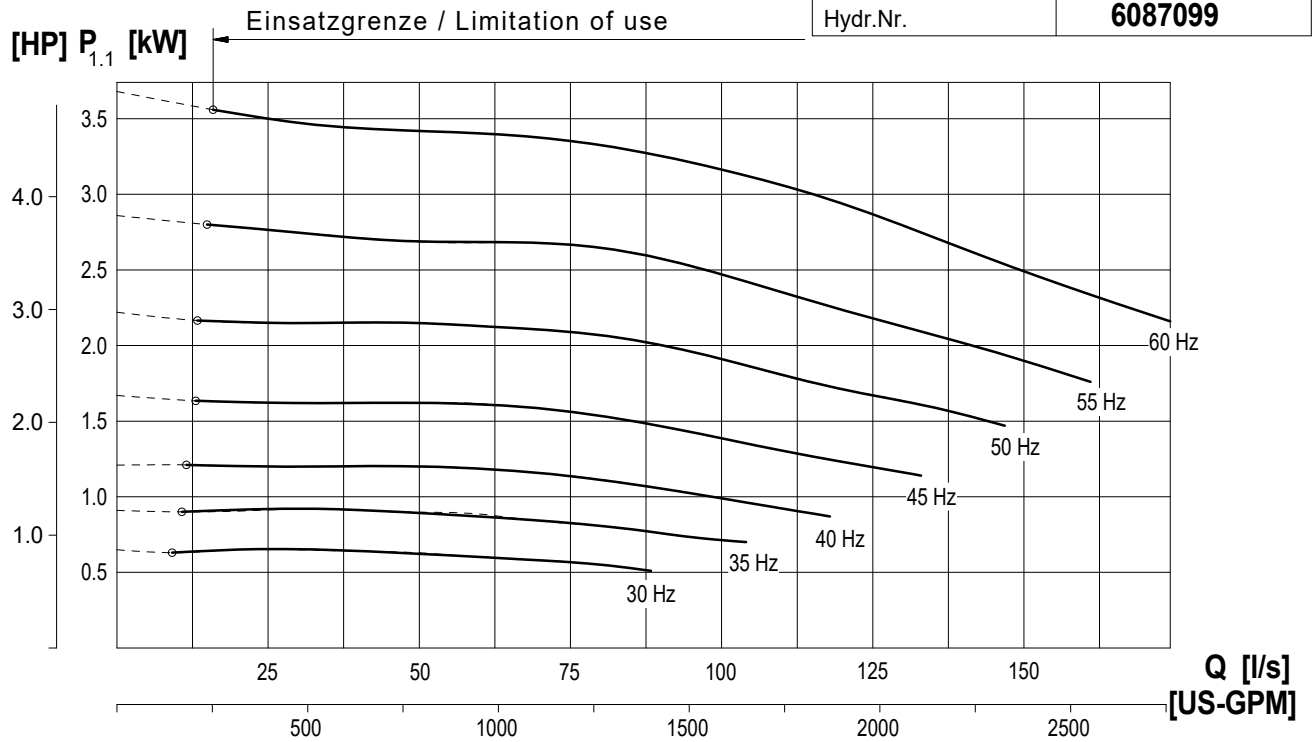


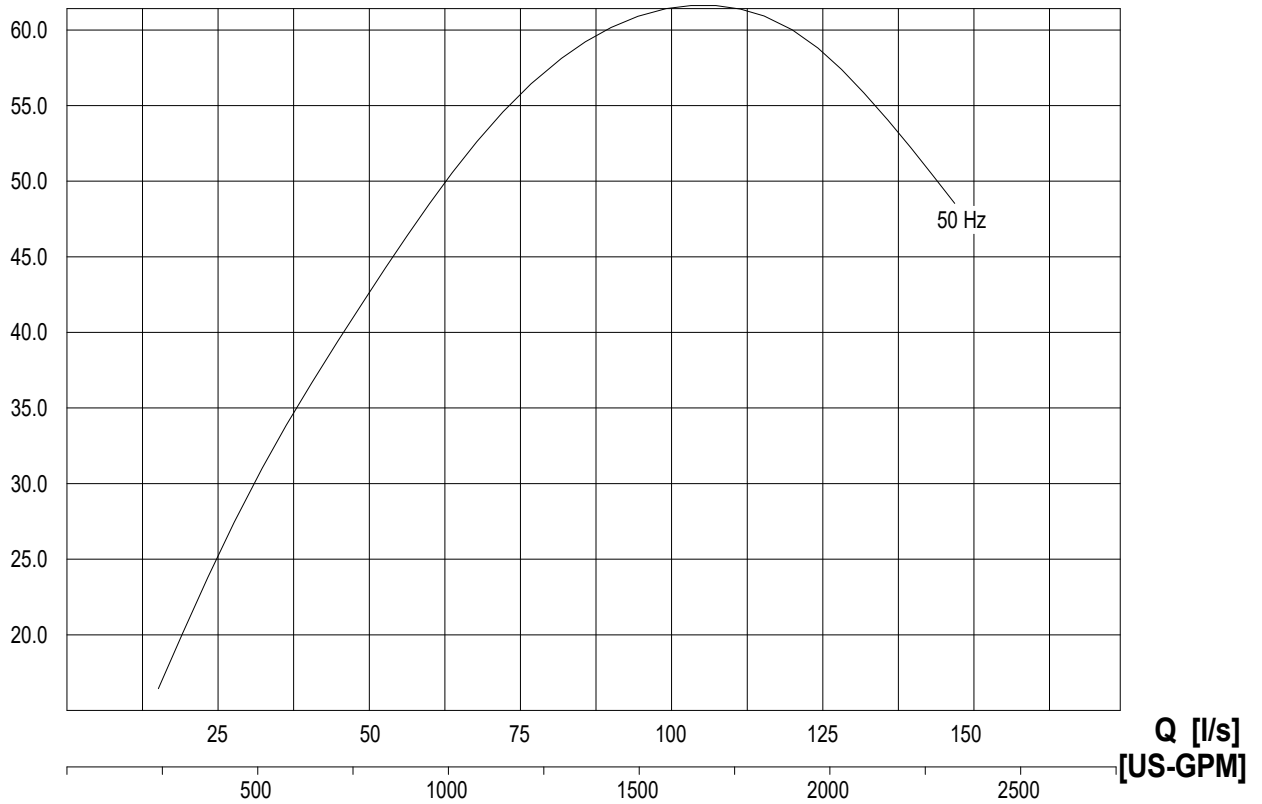
Kennlinie Performance curve	Baureihe Type	RZPE 30.95-6/24 S1	Nr./ No. Version	KL 0305-1 2021-04-08 Sp
Netz / Main connection	400V~3 / 50Hz		Nenndrehzahl Nom. Speed	943 [1/min]
Motortyp / Motor type	TE 17-6/24R (Ex)		Kugeldurchgang Free ball passage	75 [mm]
Laufrad Ø / Impeller Ø	300 [mm]		Max.-Leistung / power input [P1]	4.45 [kW]
Effizienzklasse / Efficiency class	IE3 / DIN EN 60034-30-1		Hydr.Nr.	6087099
Nennleistung / Rated output [P2]	3,7 [kW]			



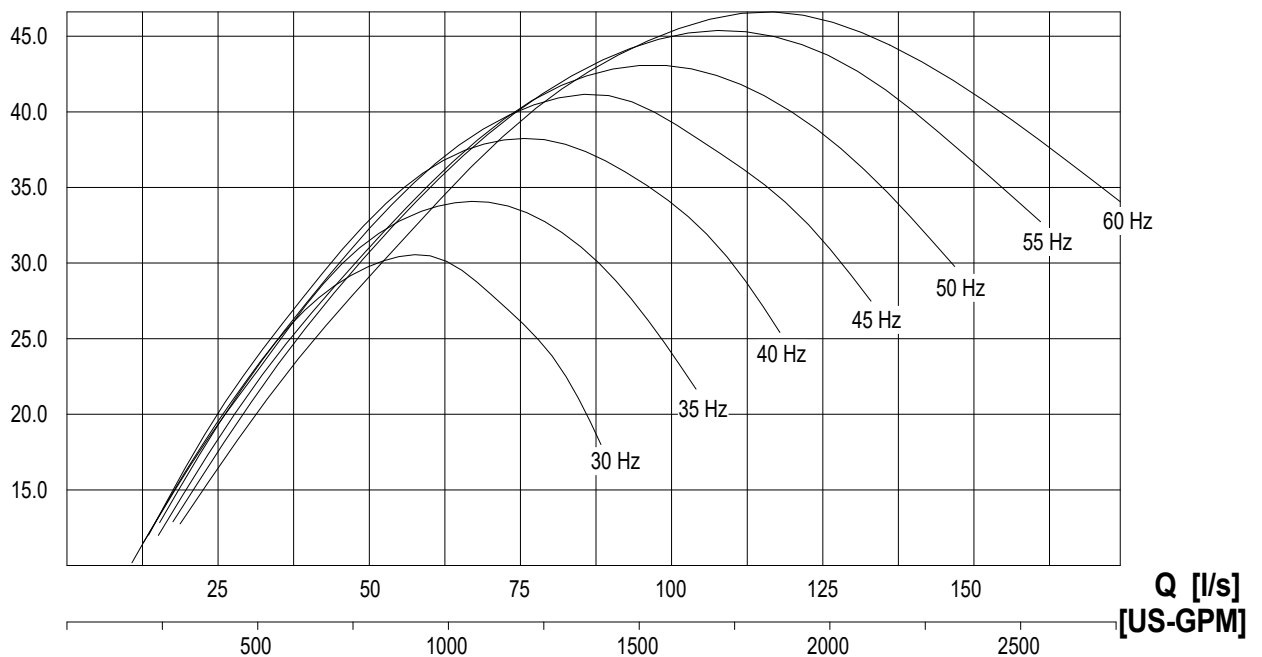
± 10% Toleranz bei linearer U/f-Frequenzregelung / ± 10% tolerance with linear U/f frequency control

Kennlinie Performance curve	Baureihe Type	RZPE 30.95-6/24 S1	Nr./ No. Version	KL 0305-2 2021-04-08 Sp
Netz / Main connection	400V~3 / 50Hz		Nenndrehzahl Nom. Speed	943 [1/min]
Motortyp / Motor type	TE 17-6/24R (Ex)		Kugeldurchgang Free ball passage	75 [mm]
Laufrad Ø / Impeller Ø	300 [mm]		Max.-Leistung / power input [P1]	4.45 [kW]
Effizienzklasse / Efficiency class	IE3 / DIN EN 60034-30-1		Hydr.Nr.	6087099
Nennleistung / Rated output [P2]	3,7 [kW]			

η_{hydr} [%]



η_{ges} [%]



± 10% Toleranz bei linearer U/f-Frequenzregelung / ± 10% tolerance with linear U/f frequency control