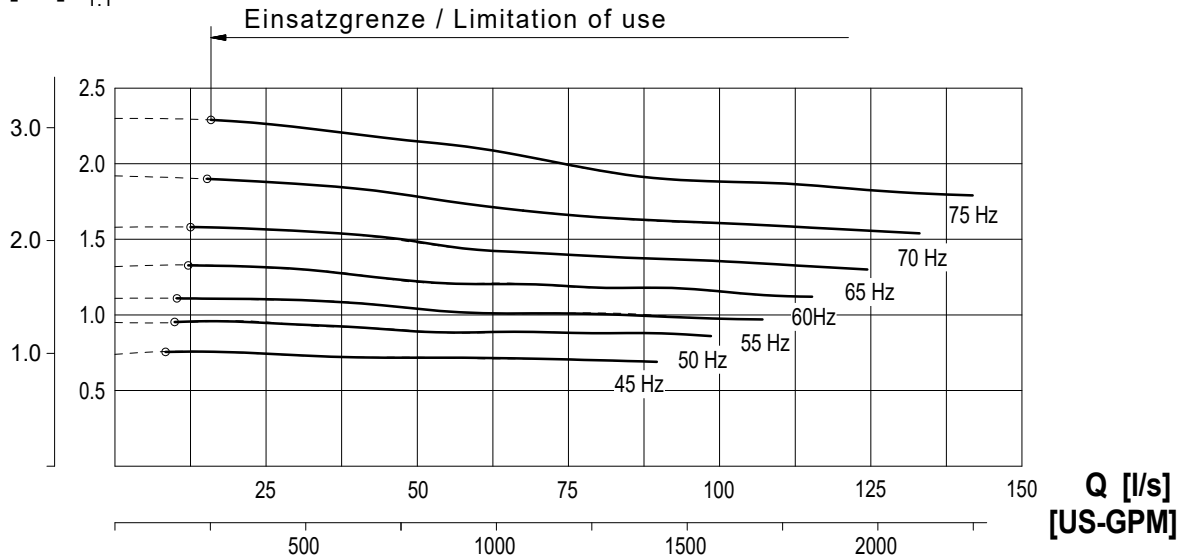
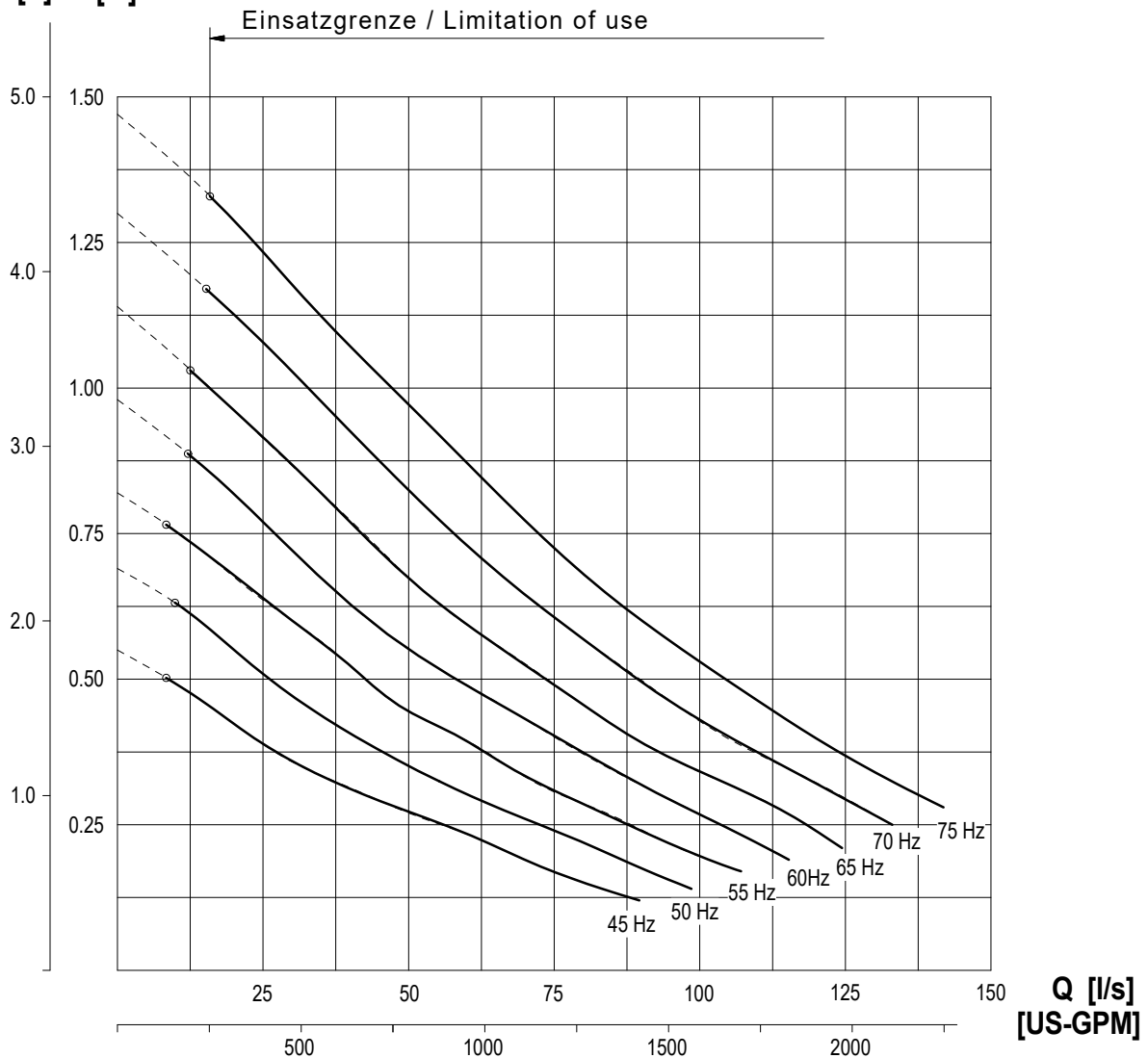


Kennlinie Performance curve	Baureihe Type	RZPE 30.95-6/16 S0	Nr./ No. Version	KL 0312-1 2021-04-08 Sp
Netz / Main connection	400V~3 / 50Hz		Nenndrehzahl Nom. Speed	941 [1/min]
Motortyp / Motor type	TE 17-6/16R (Ex)		Kugeldurchgang Free ball passage	75 [mm]
Laufrad Ø / Impeller Ø	300 [mm] (6079762)		Max.-Leistung / power input [P1]	2.6 [kW]
Effizienzklasse / Efficiency class	IE3 / DIN EN 60034-30-1		Hydr.Nr.	6079762
Nennleistung / Rated output [P2]	2.1 [kW]			

[HP] P_{1,1} [kW]



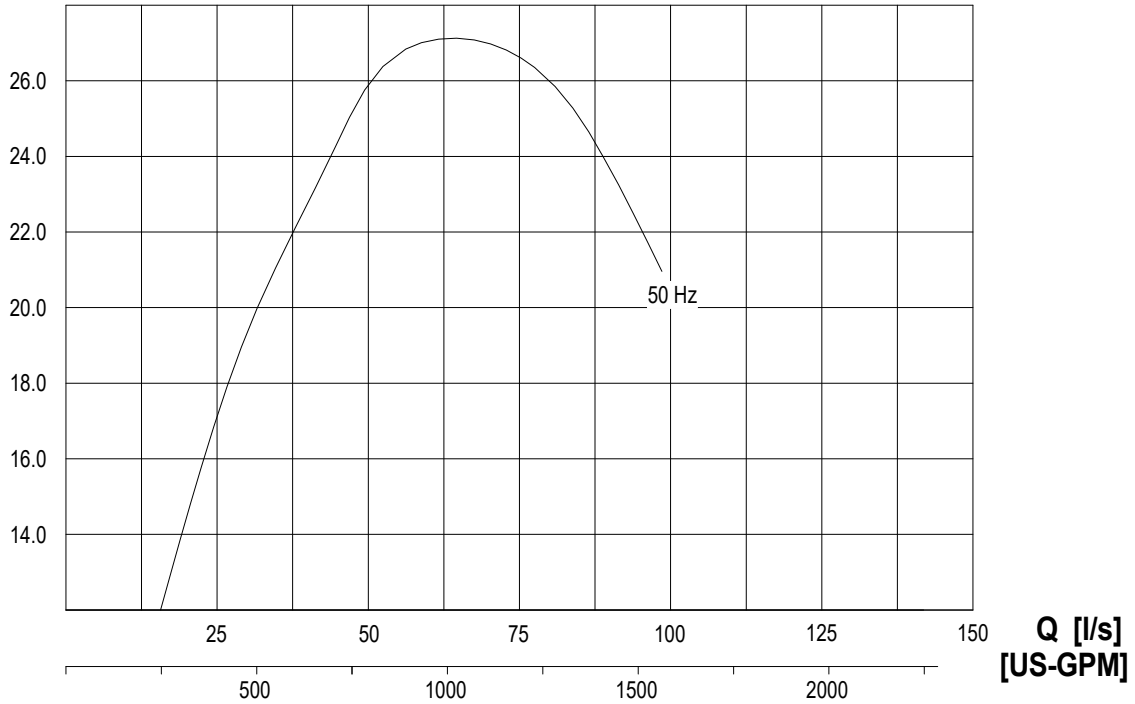
[ft] H [m]



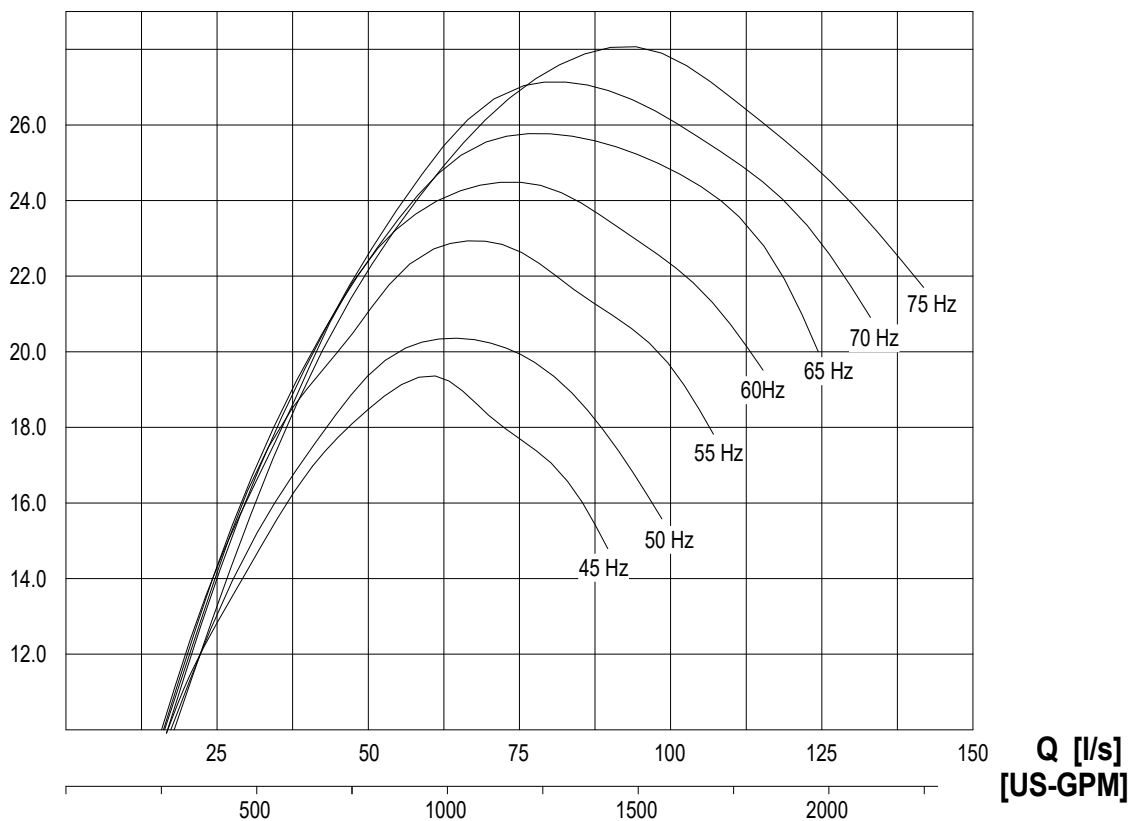
± 10% Toleranz bei linearer U/f-Frequenzregelung / ± 10% tolerance with linear U/f frequency control

Kennlinie Performance curve	Baureihe Type	RZPE 30.95-6/16 S0	Nr./ No. Version	KL 0312-2 2021-04-08 Sp
Netz / Main connection	400V~3 / 50Hz		Nenndrehzahl Nom. Speed	941 [1/min]
Motortyp / Motor type	TE 17-6/16R (Ex)		Kugeldurchgang Free ball passage	75 [mm]
Laufrad Ø / Impeller Ø	300 [mm] (6079762)		Effizienzklasse / Efficiency class	DIN EN 60034-30-1
Nennleistung / Rated output [P2]	2.1 [kW]	Max.-Leistung / power input [P1]	2.6 [kW]	
			Hydr.Nr.	6079762

η_{hydr} [%]



η_{ges} [%]



± 10% Toleranz bei linearer U/f-Frequenzregelung / ± 10% tolerance with linear U/f frequency control