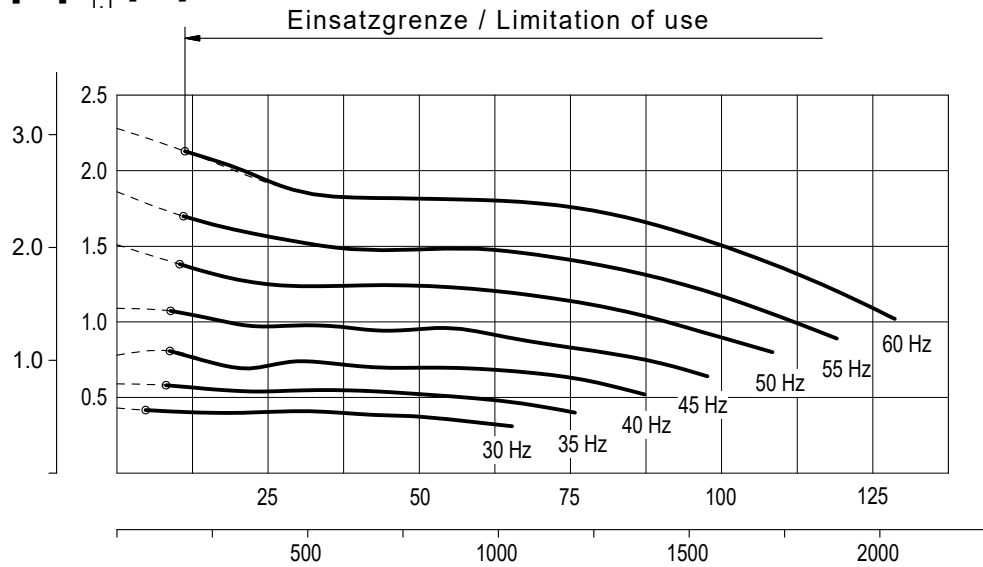
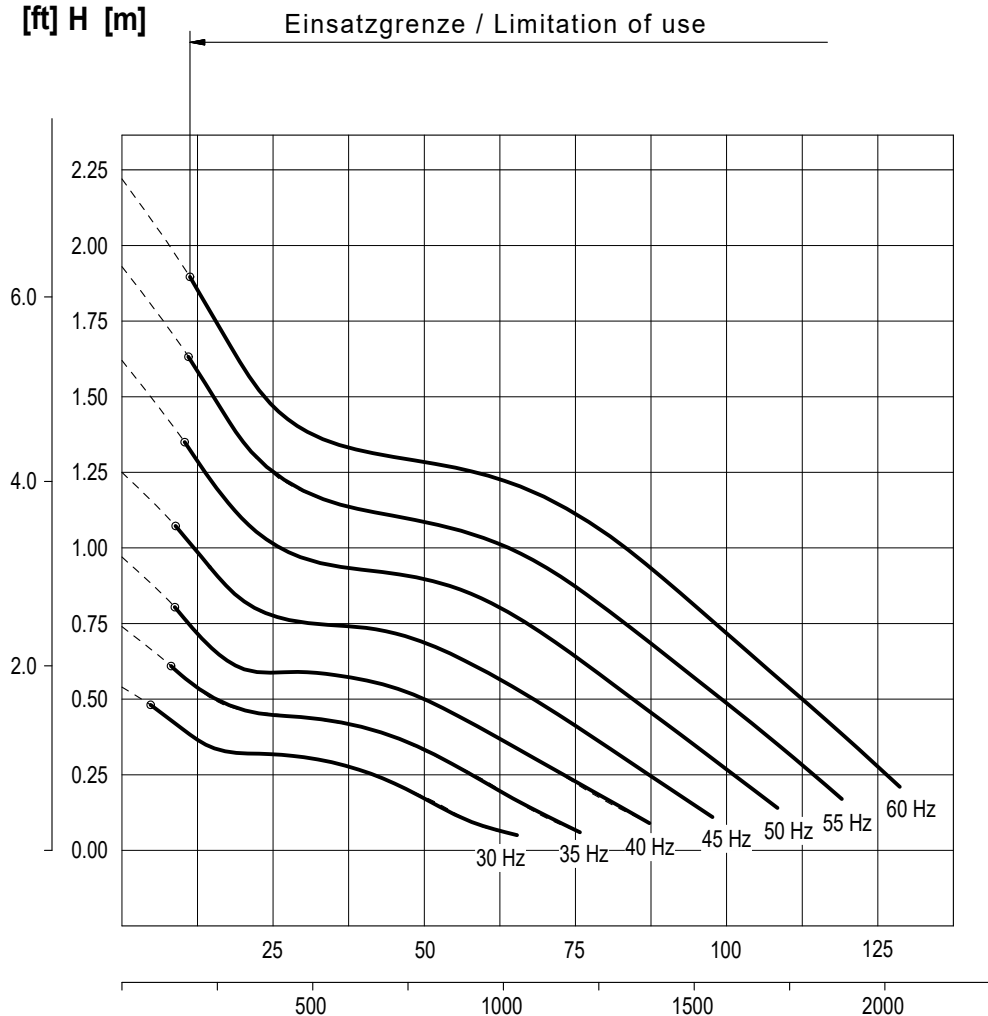


Kennlinie Performance curve	Baureihe Type	RZPE 25-3.95-6/16 S1	Nr./No.: Stand:	KL 0331-1 2021-03-17 Sp
Netz/ Main connection	400V~3 / 50Hz			Nennzahl Nom. Speed
Motortyp / Motor type	TE 17-6/16R (Ex)			941 [1/min]
Laufrad Ø / Impeller Ø	250 [mm]			Kugeldurchgang Free ball passage
Effizienzklasse / Efficiency class	IE3 / DIN EN 60034-30-1			60 [mm]
Nennleistung / Rated output [P2]:	2,1 [kW]	Max.-Leistung / power input [P1]	2,6 [kW]	
				Hydr.Nr. 6089099

[HP] P_{1.1} [kW]



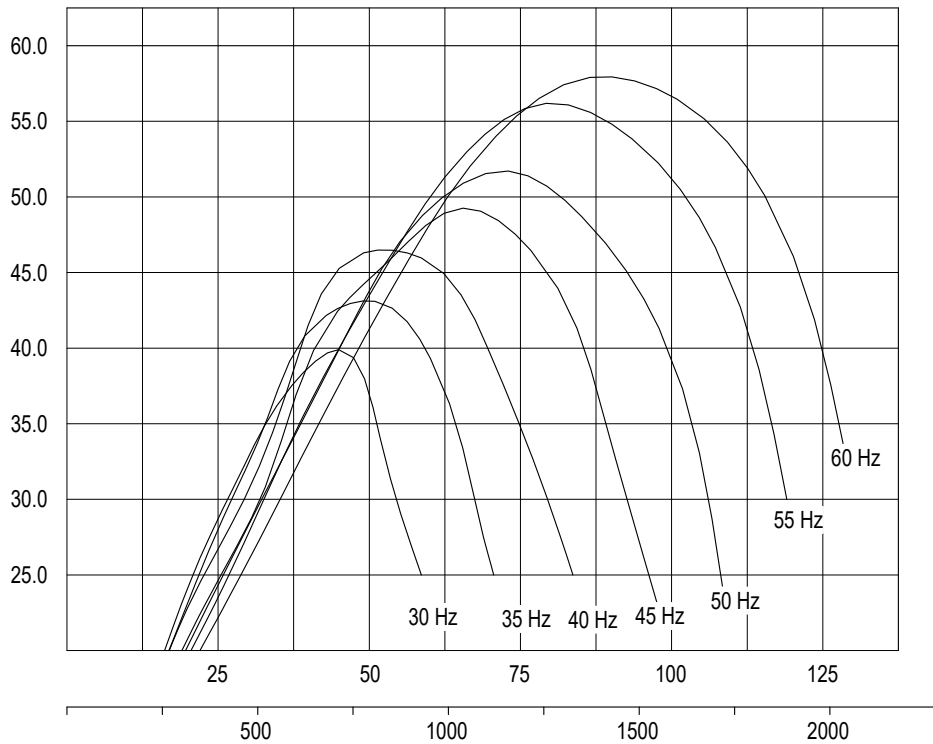
[ft] H [m]



± 10% Toleranz bei linearer U/f-Frequenzregelung / ± 10% tolerance with linear U/f frequency control

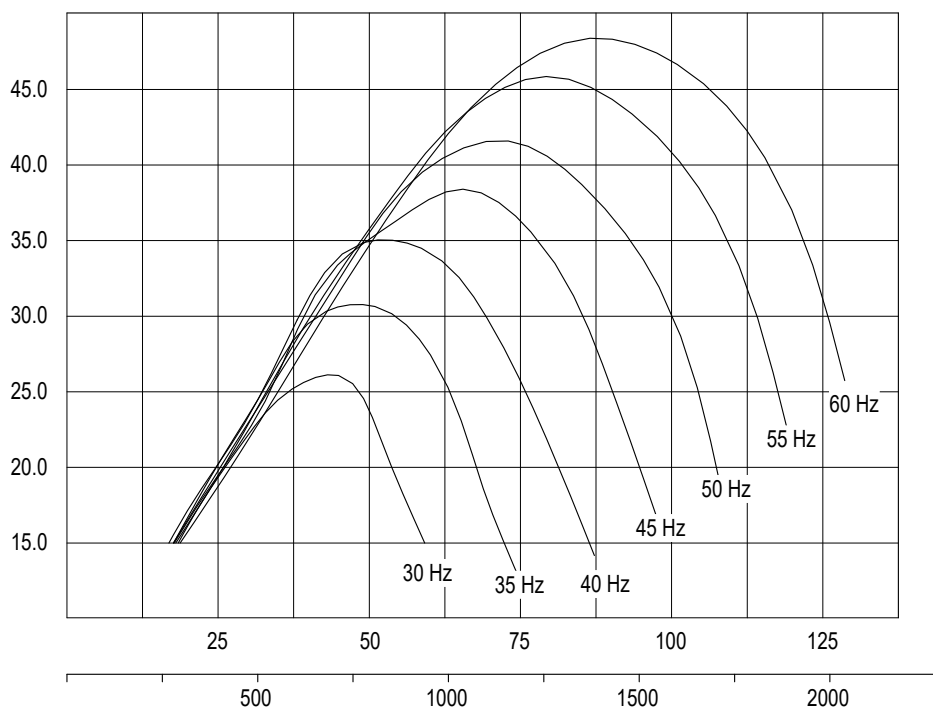
Kennlinie Performance curve	Baureihe Type	RZPE 25-3.95-6/16 S1	Nr./No.: Stand:	KL 0331-2 2021-03-17 Sp
Netz/ Main connection	400V~3 / 50Hz			Nennzahl Nom. Speed
Motortyp / Motor type	TE 17-6/16R (Ex)			941 [1/min]
Lauf Ø / Impeller Ø	250 [mm]			Kugeldurchgang Free ball passage
Effizienzklasse / Efficiency class	IE3 / DIN EN 60034-30-1			60 [mm]
Nennleistung / Rated output [P2]:	2,1 [kW]	Max.-Leistung / power input [P1]	2,6 [kW]	
		Hydr.Nr.	6089099	

η_{hydr} [%]



Q [l/s]
[US-GPM]

η_{ges} [%]



Q [l/s]
[US-GPM]

± 10% Toleranz bei linearer U/f-Frequenzregelung / ± 10% tolerance with linear U/f frequency control