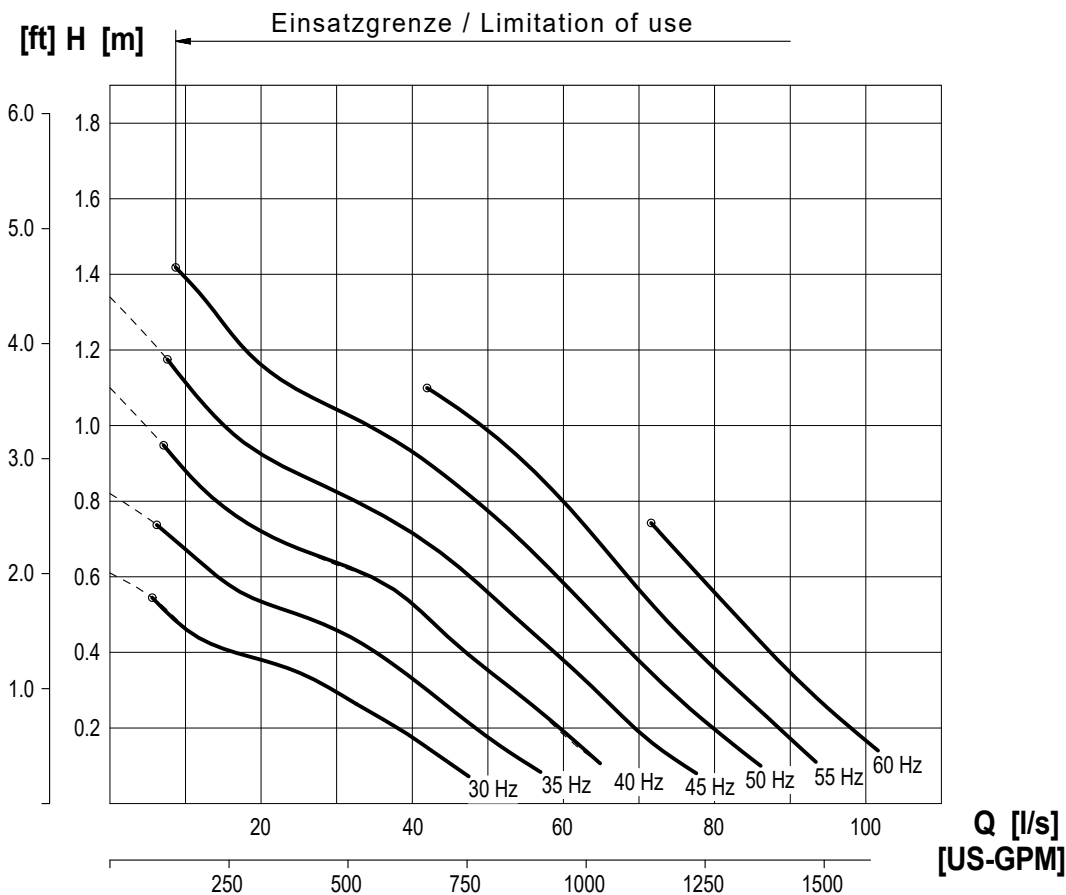
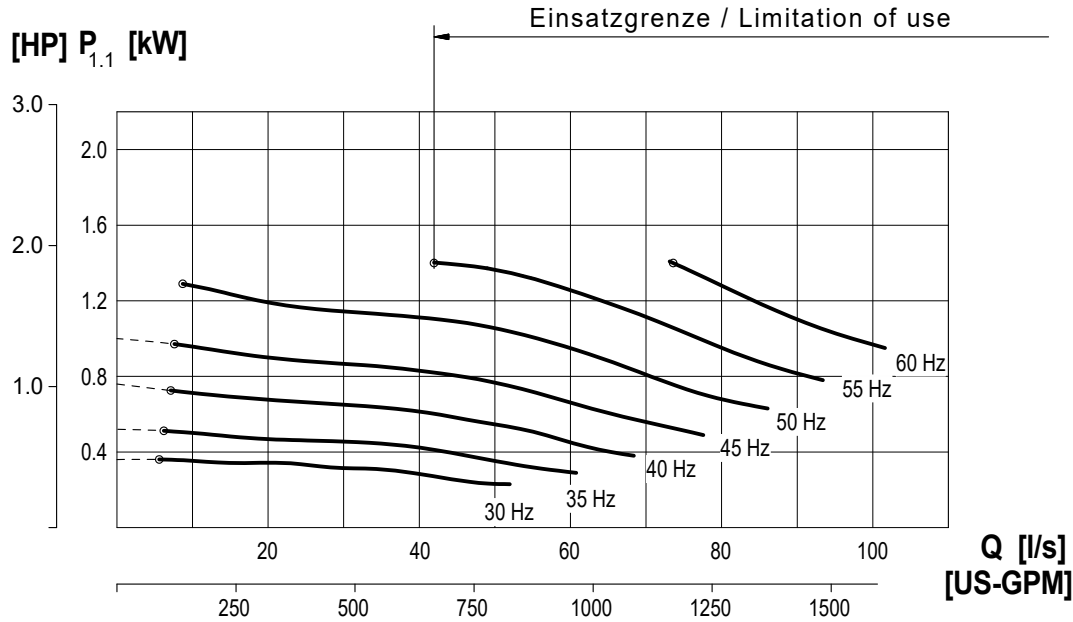
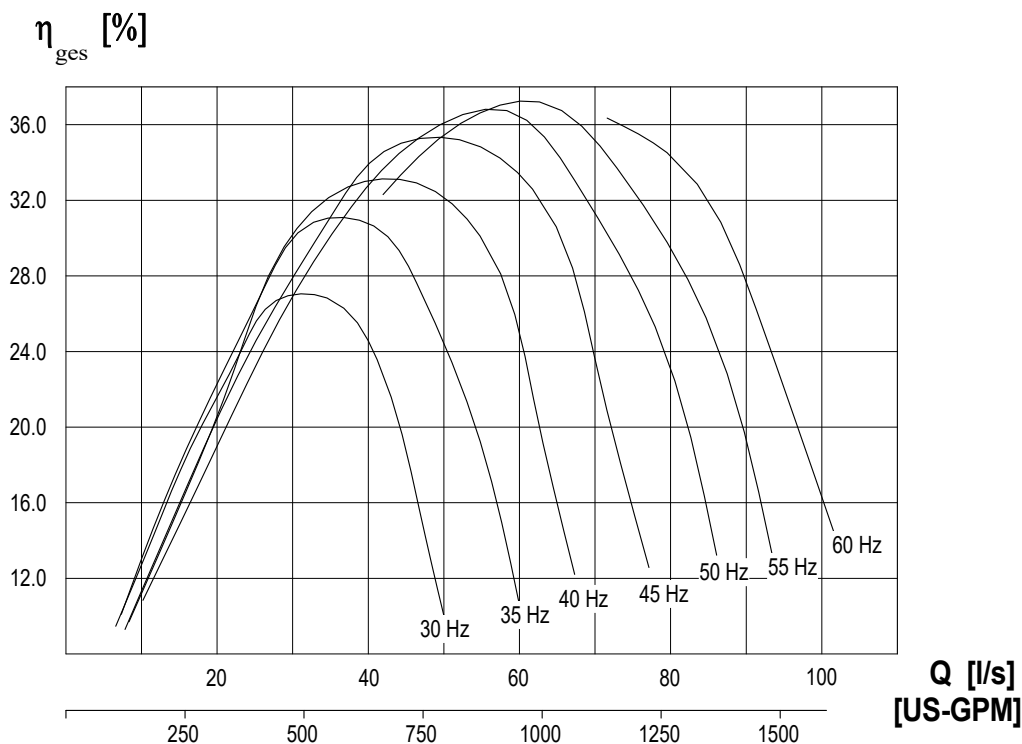
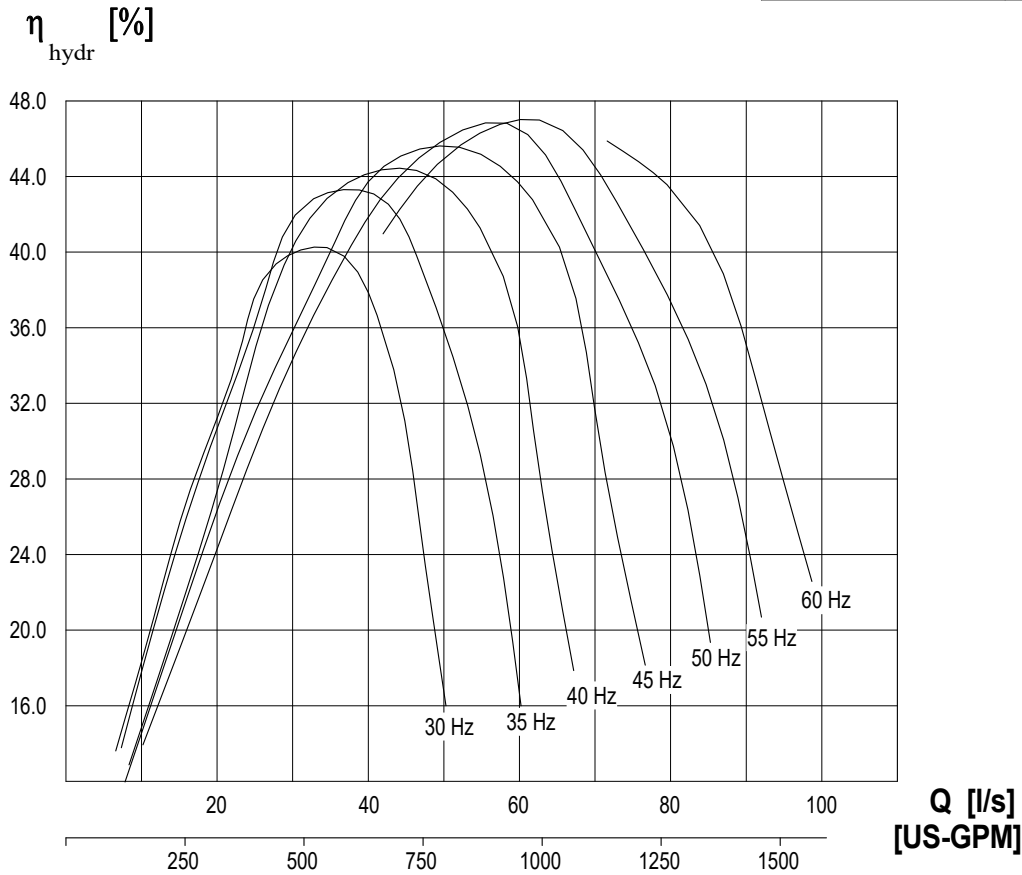


Kennlinie Performance curve	Baureihe Type	RZPE 20-1.145-4/13 S1	Nr./ No. Version	KL 0320-1 2020-11-13 Sp
Netz / Main connection	400V~3 / 50Hz		Nenndrehzahl Nom. Speed	1400 [1/min]
Motortyp / Motor type	TE 12-4/13 (Ex)		Kugeldurchgang Free ball passage	60 [mm]
Laufrad Ø / Impeller Ø	200 [mm]		Max.-Leistung / power input [P1]	1.41 [kW]
Effizienzklasse / Efficiency class	IE3 / DIN EN 60034-30-1		Hydr.Nr.	6088666
Nennleistung / Rated output [P2]	1.10 [kW]			



± 10% Toleranz bei linearer U/f-Frequenzregelung / ± 10% tolerance with linear U/f frequency control

Kennlinie Performance curve	Baureihe Type	RZPE 20-1.145-4/13 S1	Nr./ No. Version	KL 0320-2 2020-11-13 Sp
Netz / Main connection	400V~3 / 50Hz		Neendrehzahl Nom. Speed	1400 [1/min]
Motortyp / Motor type	TE 12-4/13 (Ex)		Kugeldurchgang Free ball passage	60 [mm]
Lauf rad Ø / Impeller Ø	200 [mm]		Max.-Leistung / power input [P1]	1.41 [kW]
Effizienzklasse / Efficiency class	IE3 / DIN EN 60034-30-1		Hydr.Nr.	6088666
Nennleistung / Rated output [P2]	1.10 [kW]			



± 10% Toleranz bei linearer U/f-Frequenzregelung / ± 10% tolerance with linear U/f frequency control