

Zubehör - Accessories - Accessoires

Flumen OPTI (EXCEL) - TR(E) 90-2

AVUS - AVUSH

wilo

Kunde
Customer
Client

Projekt
Project
Projet

Angebot - Quotation - Offre

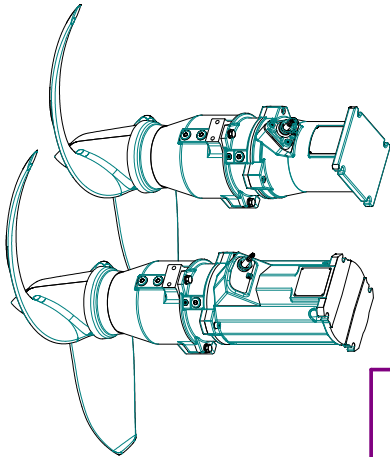
Auftrag - Order - Commande

Nr. - No.:

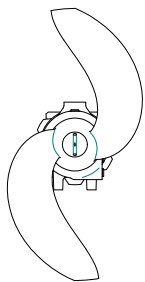
Heimgartenstraße 1-3 D-95030 Hof/Saale
Telefon +49 9281 974-0 Fax +49 9281 96528
www.wilo.com E-Mail: info@wilo.com

Führungsrohrlänge Standard L= 6 m
Guide pipe length L1= L2= L3= m
Longueur du tube de guidage

Teile - parts - pièces séparées
 montiert - mounted - monté



TR(E) 90-2



TR 90-2. ___ - ___ /

KMAT 6000253

TRE 90-2. ___ - ___ /

KMAT 6063567

AVUSH

KMAT
6000556

A2
 A4

6011007

AVUS

KMAT
6000556

A2
 A4

6011007

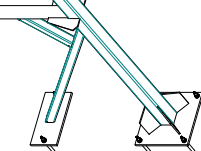
AVMS(H)

D=1,5m

KMAT
6000554

AVMSH 100

A2
 A4

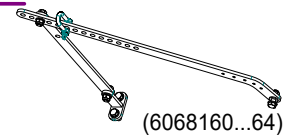


6010954 (3x)

A4 = 1.4571 / AISI 316Ti / Z 6 CNDT 17-12
A2 = 1.4301 / AISI 304 / Z 7 CN 18-09

= Befestigungssatz / fixing elements / éléments de fixation

6068158



(6068160...64)

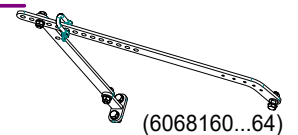
6011193 (6011116)

6011221

6010963 Gr.100

6010947 #1 (Ø10-17)
 6010946 #2 (Ø17-26)
 6011029 #3 (Ø26-36)
 6061714 #1+3
 6061715 #2+3

6068158



(6068160...64)

6011193 (6011116)

6011221

6010970 Gr.100

6010963 Gr.100

6010947 #1 (Ø10-17)
 6010946 #2 (Ø17-26)
 6011029 #3 (Ø26-36)
 6061714 #1+3
 6061715 #2+3