

Zubehör - Accessories - Accessoires

Flumen OPTI TR 120-1

AVUSHH1



Kunde
Customer
Client

Projekt
Project
Projet

Angebot - Quotation - Offre
Auftrag - Order - Commande
Nr. - No.:

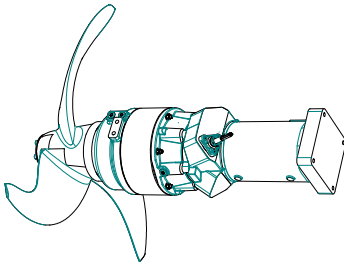
Heimgartenstraße 1-3 D-95030 Hof/Saale
Telefon +49 9281 974-0 Fax +49 9281 96528
www.wilo.com E-Mail: info@wilo.com

Führungsrohrlänge
Guide pipe length
Longueur du tube de guidage

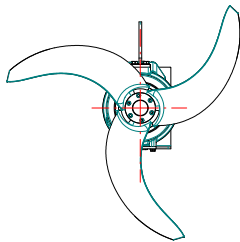
montiert - mounted - monté
L = m

Teile - parts - pièces séparées
L1 = m
L2 = m
L3 = m

X = mm
Y = mm



TR 120-1




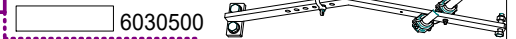
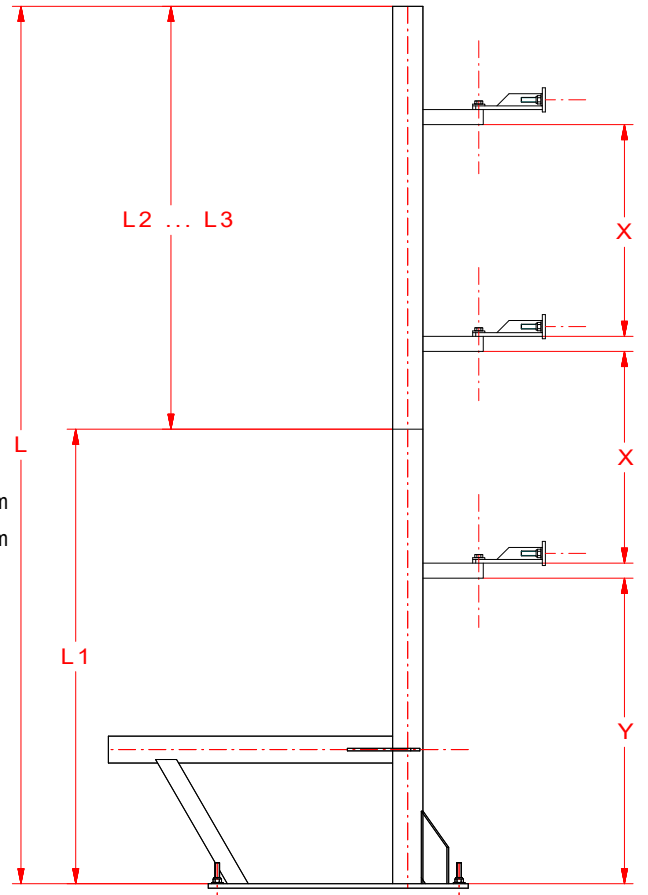
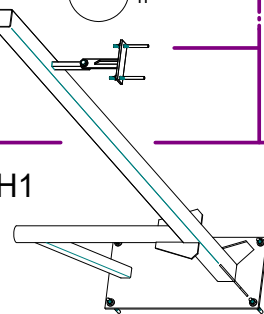
TR 120-1. ___ - /22
TR 120-1. ___ - /30

KMAT 6065238
KMAT 6066679

AVUSHH1

KMAT
6000556

A2
 A4
 6011007



6010947 Ø10-17
 6010946 Ø17-25
 6011029 Ø26-36



A4 = 1.4571 / AISI 316Ti /
A2 = 1.4301 / AISI 304 /

= Befestigungssatz / fixing elements / éléments de fixation n = Anzahl der Teile / Number of parts / Nombre de pièces