

Zubehör - Accessories - Accessoires

Rahmen Uni vert. verstellbar A4 - Frame Uni vert. adjustable A4

Bâti Uni réglable vert. A4

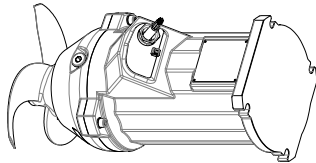
Heimgartenstraße 1-3 D-95030 Hof/Saale
 Telefon +49 9281 974-0 Fax +49 9281 96528
 www.wilo.com E-Mail: info@wilo.com

Kunde Projekt Angebot - Quotation - Offre
 Customer Project Auftrag - Order - Commande
 Client Projct Nr. - No.:

Führungsrohrlänge Standard L= 6 m
 Guide pipe length L1= L2= L3= m
 Longueur du tube de guidage

Teile - parts - pièces séparées
 montiert - mounted - monté

Schwenkbereich auftragsbezogen prüfen!!!
 Working range - depending on order!!!
 Gamme d'orientation - dépendant de la commande!!!

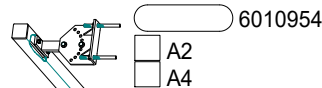
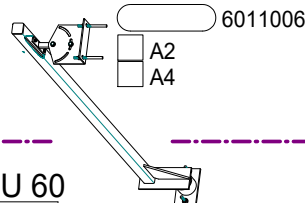


KMAT 6084655 - TR 30-1 max.530N
 KMAT 6082835 - TRE 30 max.530N
 KMAT 6084654 - TR 40-1 max.530N
 KMAT 6000236 - TR 22

KMAT 6084655 - TR 30-1
 KMAT 6082835 - TRE 30
 KMAT 6084654 - TR 40-1
 KMAT 6084653 - TRE 40
 KMAT 6000236 - TR 22
 KMAT 6000247 - TR 36
 KMAT 6000248 - TR 40

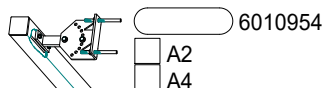
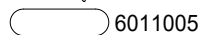
AVU 60

KMAT
 6000553



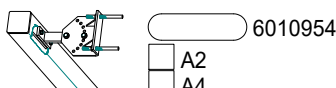

AVU 80

KMAT
 6000553



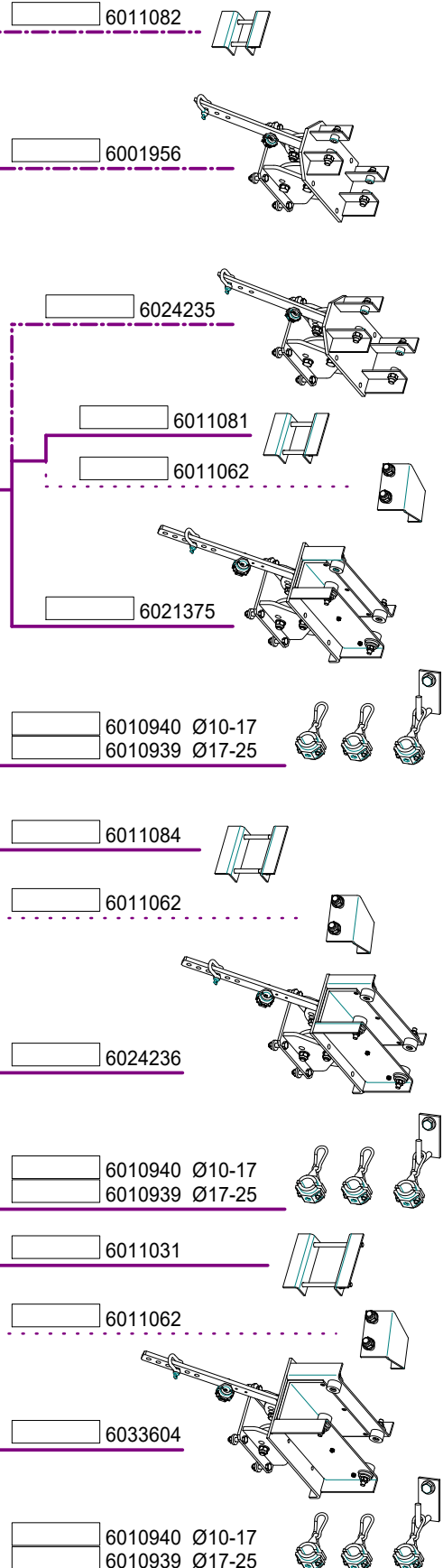
AVU 100

KMAT
 6000553



AVU 120

KMAT
 6000553



A4 = 1.4571 / AISI 316Ti / Z 6 CNDT 17-12
 A2 = 1.4301 / AISI 304 / Z 7 CN 18-09
 = Befestigungssatz / fixing elements / éléments de fixation