

Zubehör - Accessories - Accessoires

Flumen EXCEL TRE 30

AVU 60 - AVU 80

Heimgartenstraße 1-3 D-95030 Hof/Saale
 Telefon +49 9281 974-0 Fax +49 9281 96528
 www.wilo.com E-Mail: info@wilo.com

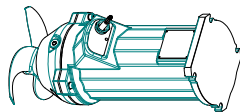
Kunde
 Customer
 Client

Projekt
 Project
 Projet

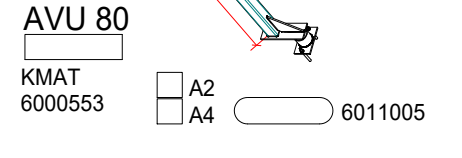
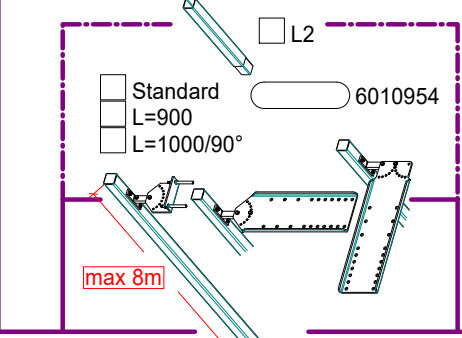
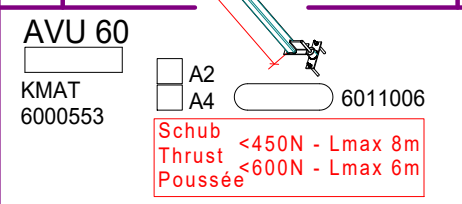
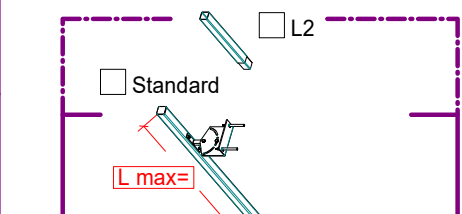
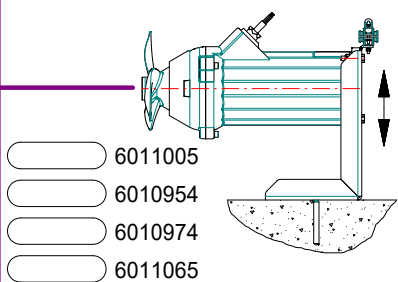
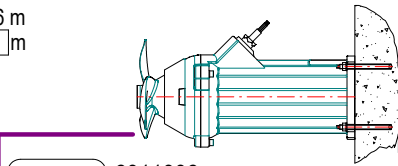
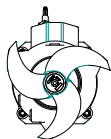
Angebot - Quotation - Offre
 Auftrag - Order - Commande
 Nr. - No.:

Führungsrohrlänge Standard L= 6 m
 Guide pipe length L1= L2= L3= m
 Longueur du tube de guidage

Teile - parts - pièces séparées
 montiert - mounted - monté



TRE 30



- 6010947 #1 (Ø10-17)
- 6010946 #2 (Ø17-26)
- 6011029 #3 (Ø26-36)
- 6061714 #1+3
- 6061715 #2+3

- 6082537
- 6010947 #1 (Ø10-17)
- 6010946 #2 (Ø17-26)
- 6011029 #3 (Ø26-36)
- 6061714 #1+3
- 6061715 #2+3

- 6090255
- 6011082
- 6010951
- 6032041

- 6010940 #1 (Ø10-17)
- 6010939 #2 (Ø17-26)
- 6010948 #3 (Ø26-36)
- 6061713 #1+3
- 6061712 #2+3

- 6090255
- 6011081
- 6011063
- 6010942

- 6010940 #1 (Ø10-17)
- 6010939 #2 (Ø17-26)
- 6010948 #3 (Ø26-36)
- 6061713 #1+3
- 6061712 #2+3

6011006

6011005

6010954

6010974

6011065

AVU 60

KMAT
 6000553

A2
 A4

6011006

Schub <450N - Lmax 8m
 Thrust <600N - Lmax 6m
 Poussée <600N - Lmax 6m

Standard
 L=900
 L=1000/90°

6010954

AVU 80

KMAT
 6000553

A2
 A4

6011005

TRE 30. ___ - ___ / ___

 KMAT 6082835

A4 = 1.4571 / AISI 316Ti / Z 6 CNDT 17-12
 A2 = 1.4301 / AISI 304 / Z 7 CN 18-09
 = Befestigungssatz / fixing elements /
 éléments de fixation