




2024 - North America - 60 Hz.

Brochure

Agriculture and Groundwater





About Wilo USA

WILO USA LLC, a subsidiary of WILO SE, is one of the world's leading manufacturers of pumps and pump systems for building services, the entire water management chain, and industry. Based in Dortmund, Germany, WILO SE is increasingly moving away from being just a supplier of components and moving toward being a system supplier. Wilo provides products, systems and solutions.

Wilo has an in-depth understanding of the future global development trends, and constantly introduces new products and new technologies to respond to these trends. We are constantly concerned about globalization, urbanization, climate change, energy scarcity, water scarcity, technological advancement and digitalization. These trends are closely related to our daily life and are extremely important to the development direction of our products.




WILO SOLUTIONS FOR AGRICULTURE AND GROUNDWATER..

Our systems are more than just solutions; they are game-changers – featuring utmost efficiency and availability tailored according to individual needs. No 'one size fits all' here – only customized solutions designed for your specific project need.

Agriculture today grapples with high energy costs, limited water resources, and ever-narrowing margins amidst fluctuating underlying conditions. Our wide variety of agriculture solutions ensure that both environmental and financial requisites are efficiently balanced.

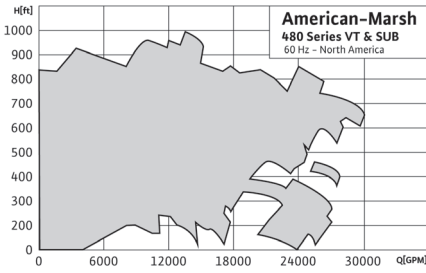
Wilo Submersible pumps are specially designed for residential groundwater supply. These pumps are submerged directly into the well, making water extraction efficient without the need for priming. This design also protects the pump from damage and ensures quieter operation compared to traditional above-ground pumps.





480 Series Vertical Turbine

Open & Enclosed Lineshaft, Submersible, Axial & Mixed Flow Pumps



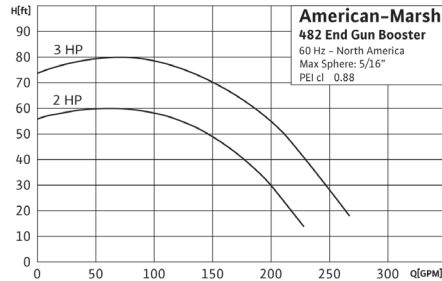
Application

- Steel Mill
- Power Plant
- Water Well
- Commercial
- Irrigation
- Municipal
- Mining




482 EGB

End Gun Booster Pumps



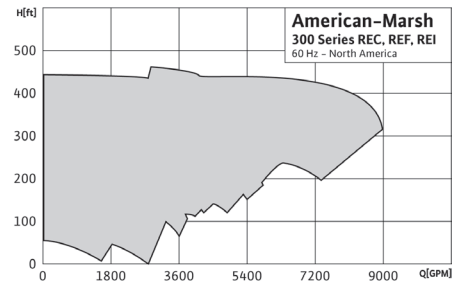
Application

- Center Pivot Irrigation
- End Gun Booster



300 Series REC, REF

REC Close-Coupled & REF Flex-Coupled End Suction Pumps



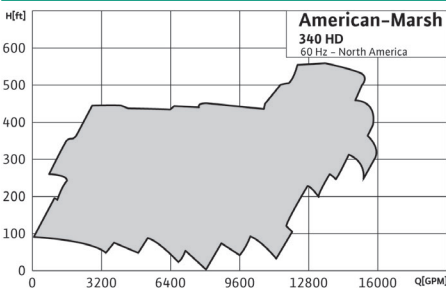
Application

- Circulation
- Booster
- HVAC
- Transfer
- Cooling Tower
- Agriculture & Irrigation
- Mining



340 Series HD

Double Suction Split Case Pumps



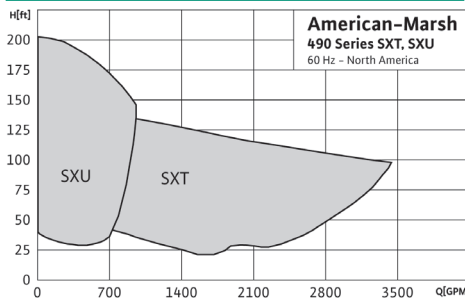
Application

- Circulation
- Booster
- HVAC
- Transfer
- Cooling Tower
- Agriculture & Irrigation
- Mining



490 Series SXT & SXU

Self-Priming Pumps



Application

- Steel Mill
- Power Plant
- Water Well
- Commercial
- Irrigation
- Municipal
- Mining



Motors / Right Angle Gear Drives

Vertical, Horizontal & Submersible

Motor Features


- WPI, TEFC, IDP
- Canned style submersibles

Right Angle Gear Drive Features

- Cooling coils available
- Non-reverse clutches
- Rigid castings designed to insure correct alignment
- Gears are case hardened alloy steel, lapped in pairs
- Positive pressure oil distribution systems
- Bearings exceed AGMA recommendations

Application

- Agriculture & Irrigation
- Commercial/HVAC
- Industrial
- Municipal
- Fire



ATL, PWS, VFD

Control Panels

Features

- NEMA Type 1
- NEMA Type 2
- NEMA Type 3R

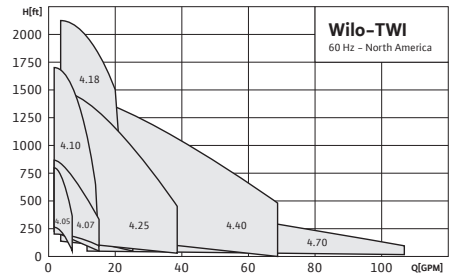
Application

- Drinking Water Supply
- Clean Water Treatment
- Water Supply
- Pressure Boosting
- Agriculture & Irrigation
- Industrial Process



Wilco-TWI

4" Stainless Steel Well Pumps



Application

- Potable Water Supply
- Irrigation
- Municipal
- Pressure Boosting
- Agriculture
- Industrial Process
- Mining

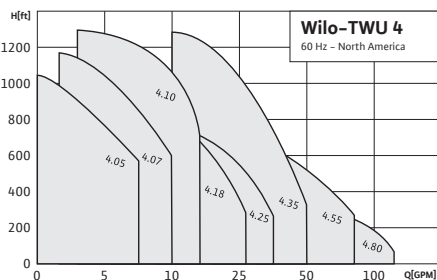


BEST IN CLASS EFFICIENCIES!



Wilco-TWU

4" Stainless Steel Well Pumps with Noryl Impellers

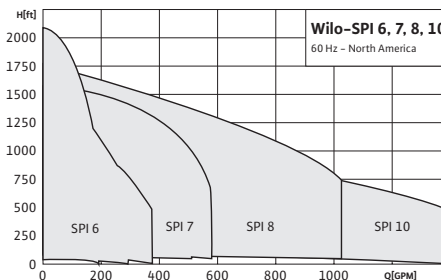


Application

- Potable Water Supply
- Irrigation
- Municipal
- Pressure Boosting
- Agriculture
- Industrial Process
- Mining

Wilco-SPI

6" - 10" Stainless Steel Well Pumps

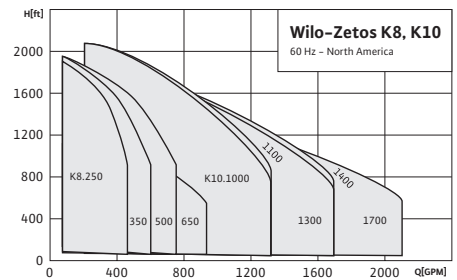


Application

- Potable Water Supply
- Irrigation
- Municipal
- Pressure Boosting
- Agriculture
- Industrial Process
- Mining

Wilco-Zetos K8, K10

8" - 10" Heavy-Duty Cast Stainless Steel Submersible Pumps



Application

- Sewage Collection
- Storm Water
- Raw Water
- Sewage Treatment
- Mining



Wilo Submersible Motors

4"-12" Motors

Available Motor Sizes

- 4" Standard Submersible Motors
- 4" & 6" Standard Encapsulated Motors
- 6"-10" Standard Submersible Motors
- 6"-12" NU Rewindable Submersible Motors

Wilo Submersible Accessories

Control Boxes, Variable Frequency Drives, Pump Panels

Control Boxes


- Standard
- Deluxe
- Deluxe CSCR
- Deluxe (6")

Wilo MaxAir™

Hydropneumatic Pressure Tanks

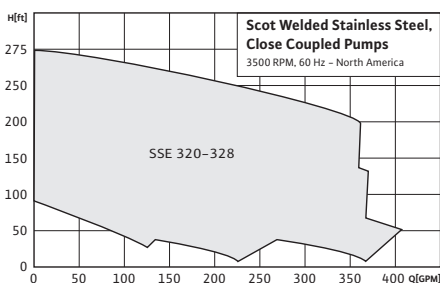
Application

- Water Storage
- Water Pressure Boosting
- Water Transfer



MotorPump™

Close-Coupled Pumps in Welded Stainless Steel, 3500 RPM

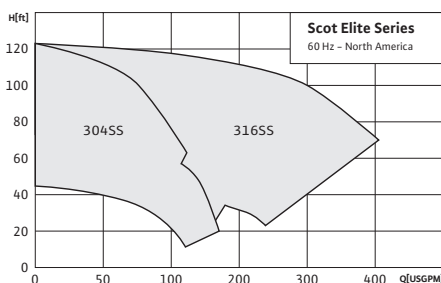


Application

- Irrigation
- Liquid Fertilizer Transfer
- Bulk Tank Systems
- Potable Water

MotorPump™ Elite Series

Close-Coupled Pumps in Cast 304/316 Stainless Steel, 3500 RPM

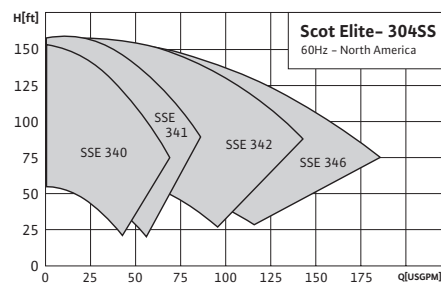


Application

- Irrigation
- Liquid Fertilizer Transfer
- Bulk Tank Systems


MotorPump™ Elite Series

Close-Coupled Pumps in Cast 304 Stainless Steel, 3500 RPM



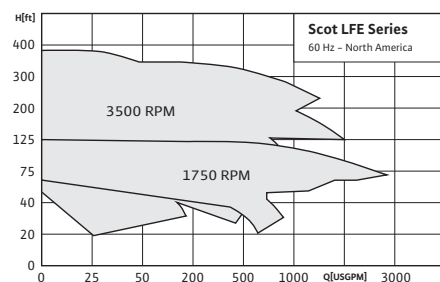
Application

- Irrigation
- Liquid Fertilizer Transfer
- Bulk Tank Systems
- Potable Water



MotorPump™ LFE Series

Cast Iron, Close-Coupled Pumps 1750/3500 RPM




Application

- Irrigation
- Liquid Fertilizer Transfer
- Bulk Tank Systems

FramePumps™

Models: FPH, FPD, FP, Pressure Seal

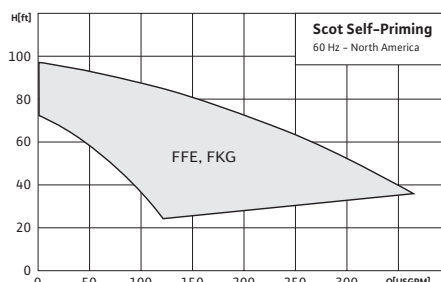


Application

- Sprayer Systems
- Bulk Tank Systems
- Liquid Fertilizer Transfer

MotorPump™, EnginePump™

Self-Priming Pumps FFE, FKG



Application

- Portable Utility
- Liquid Fertilizer Transfer
- Irrigation
- Nurse Tank Applications



050124



Pioneering for You

WILO USA LLC

+1 262-204-6600
www.wilo-usa.com
info.us@wilo.com

Scot Pump

+1 262-204-6400
www.scotpump.com
scot.sales@wilo.com

American-Marsh Pumps

+1 901-860-2300
www.american-marsh.com
amp.cs@wilo.com