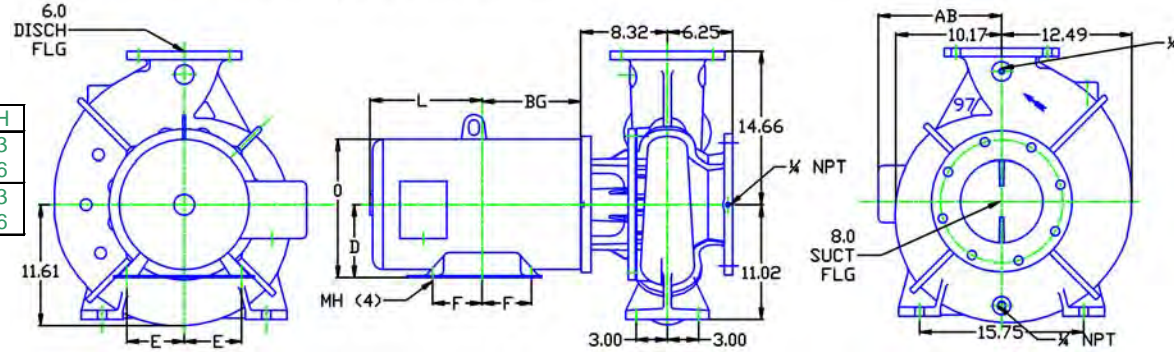


MOTOR DIMENSIONS NEMA JP FRAME 3 PHASE

HP	TYPE	FRAME	D	E	F	O	AB	BG	L	MH
10	ODP	JP256	6.25	5.00	5.00	11.80	9.75	9.72	9.94	.53
15	ODP	JP284	7.00	5.50	4.75	13.22	11.84	9.46	10.51	.66
10	TEFC	JP256	6.25	5.00	5.00	12.94	9.94	9.69	11.88	.53
15	TEFC	JP284	7.00	5.50	4.75	13.69	10.81	9.44	12.63	.66

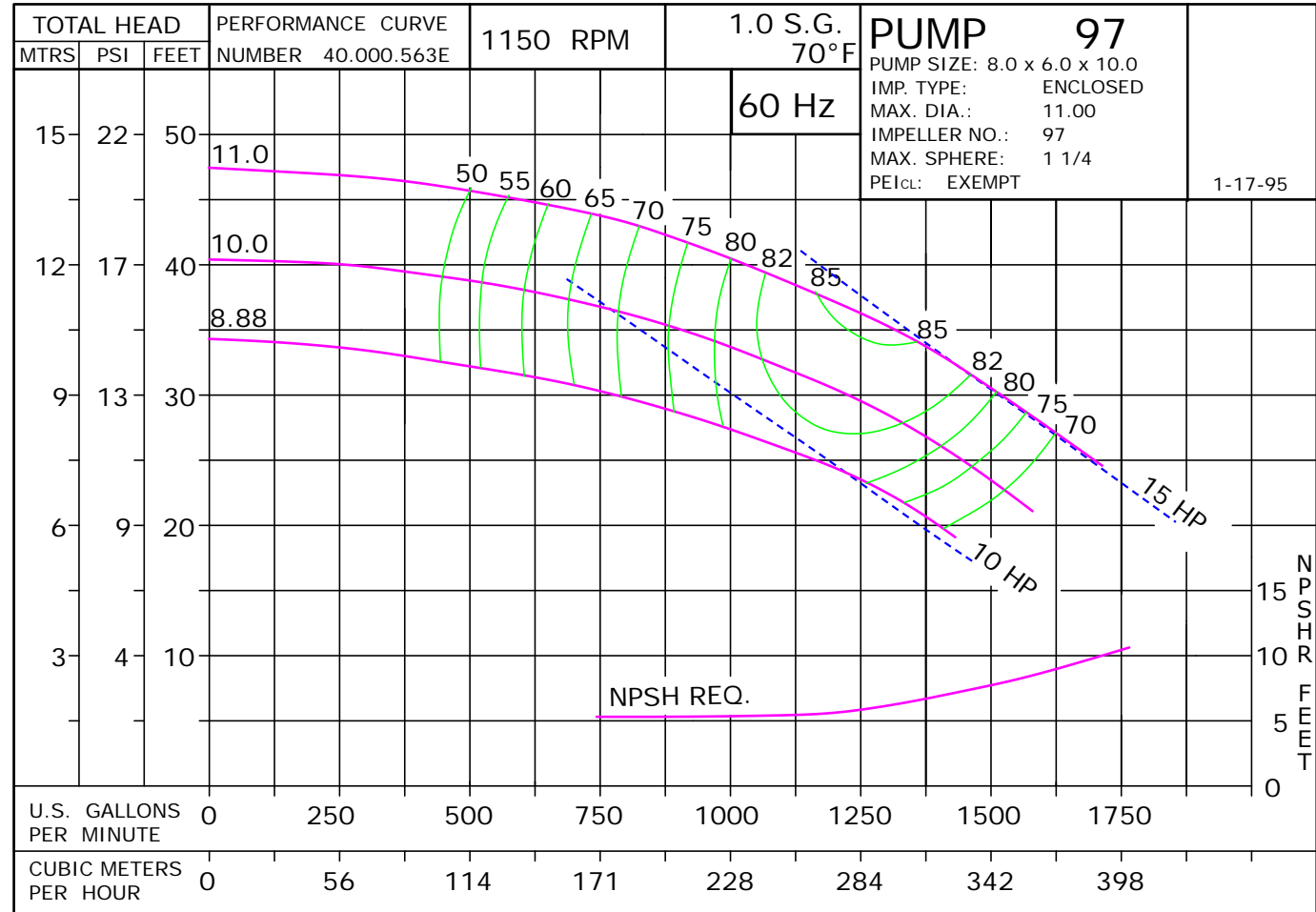
D097JP284

DRAWING DEPICTS JP284 15HP ODP MOTOR



ALL DIMENSIONS IN INCHES.

DRAWING REPRESENTS APPROXIMATE PUMP DIMENSIONS. AUTOCAD DRAWING TO SCALE AVAILABLE FROM FACTORY.



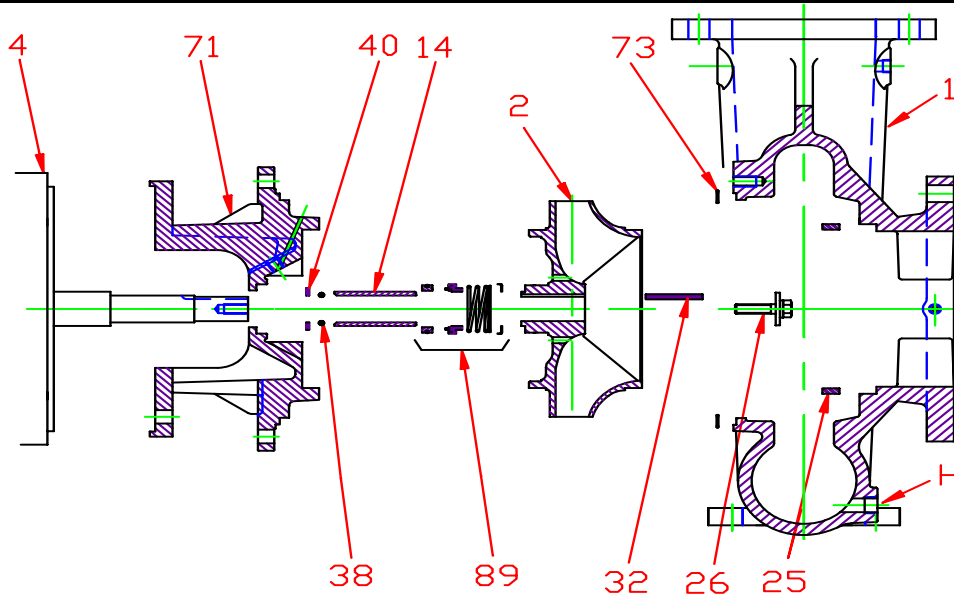
09740DP

D097JP284
0971150

97 JP

097P1150
81.001.806 M19

Pump 97 • Iron • JP Frame • 1150 RPM



KEY NO.	PART NAME	PUMP NO. 97
1+	CASE, IRON, 8 x 6 FLG	130.000.325X
2	IMPELLER, 1¼" KEYED, ENCLOSED, SPECIFY DIAMETER: IRON	137.000.163
4	MOTOR, JP210/250 MOTOR, JP280/320	See Chart See Chart
14*	SHAFT SLEEVE, BRONZE SHAFT SLEEVE, STAINLESS	110.000.398 110.000.360
25	WEAR RING, CASE, BRONZE WEAR RING, CASE, STEEL	137.001.434 137.001.448
26*	IMPELLER RETAINER, STAINLESS	118.000.641
32*	KEY, STAINLESS	102.000.282
38*	O-RING, SHAFT, BUNA O-RING, SHAFT, VITON	116.000.218 116.000.218A
40*	FLINGER, STAINLESS	104.000.200
71	ADAPTER, IRON, JP210/250 ADAPTER, IRON, JP280/320	137.001.436 137.001.365
73*	GASKET, CASE, FIBER	116.000.293
89*	1¾" SEALS:	
	BN-CARB/CM	101.000.196
	VN-CARB/CM	101.000.216
	VN-CARB/SIL	101.000.221
	VN-SIL/SIL	101.000.231
	EPDM-CARB/SIL EPDM-SIL/SIL	101.000.196B 137.001.555
--	° REPAIR KITS:	
	BN-CARB/CM SEAL	118.000.406
	VN-CARB/CM SEAL (S)	118.000.406A
	VN-CARB/SIL SEAL	118.000.406B
	VN-SIL/SIL SEAL (S)	118.000.406C
	EPDM-CARB/SIL SEAL EPDM-SIL/SIL SEAL	118.000.406D 118.000.406E

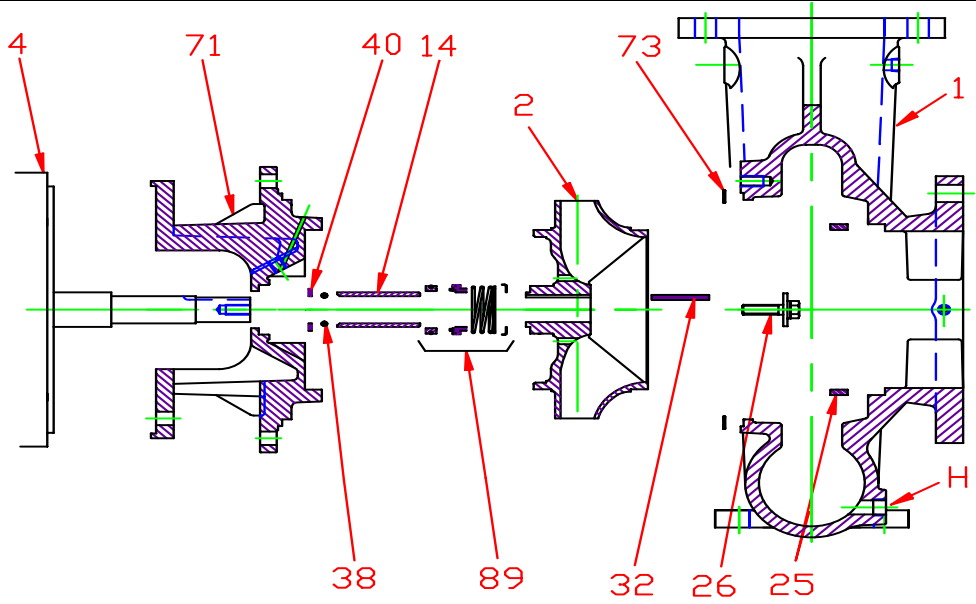
* DENOTES COMPONENTS INCLUDED IN REPAIR KIT.

+ INCLUDES BRONZE WEAR RING. FOR STEEL WEAR RING, REPLACE SUFFIX "X" WITH "X1"

° THE REPAIR KIT INCLUDES THE BRONZE SHAFT SLEEVE EXCEPT THE (S) INDICATED, WHICH IS STAINLESS.

NOTE: DRAWING REPRESENTS CURRENT 1-PIECE ADAPTER.

Pump 97 • Iron • JP Frame • 1150 RPM



CONSTRUCTION OPTIONS			
KEY	PART NAME	STANDARD FITTED	ALL IRON
1	Case	Iron	Iron
2	Impeller	Iron	Iron
14	Shaft Sleeve	Bronze	Stainless
25	Wear Ring, Case	Bronze	Steel
26	Impeller Retainer	Stainless	Stainless
32	Key	Stainless	Stainless
38	Shaft O-Ring	BUNA	BUNA
40	Flinger	Stainless	Stainless
71	Adapter	Iron	Iron
73	Gasket, Case	Fiber	Fiber
89	Mechanical Seal, Type 21 BN-CM	Standard	Standard
H	Plug, Drain	Brass	Plated Steel

E097JP

F15

C0971150JP