



A WILO BRAND

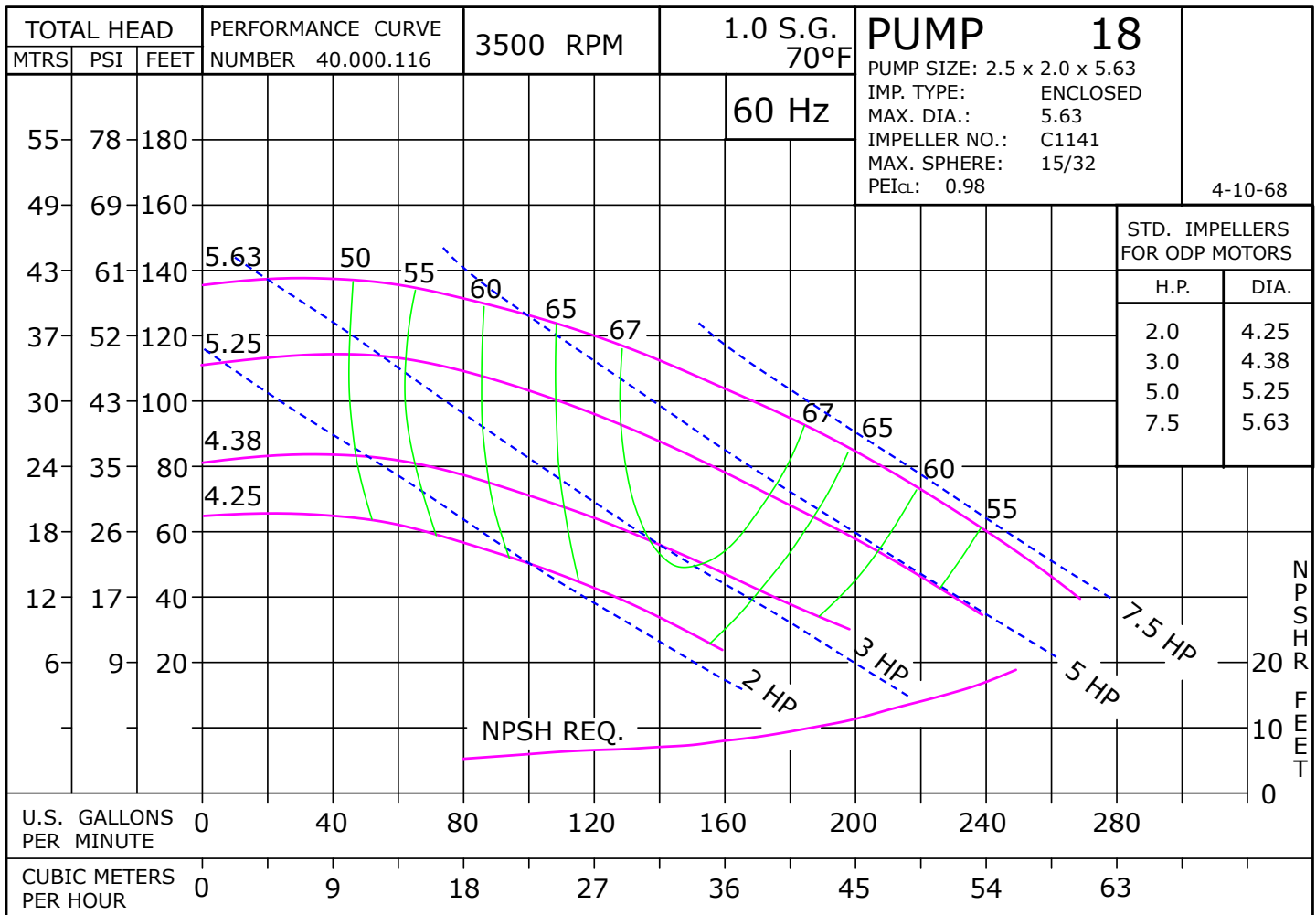
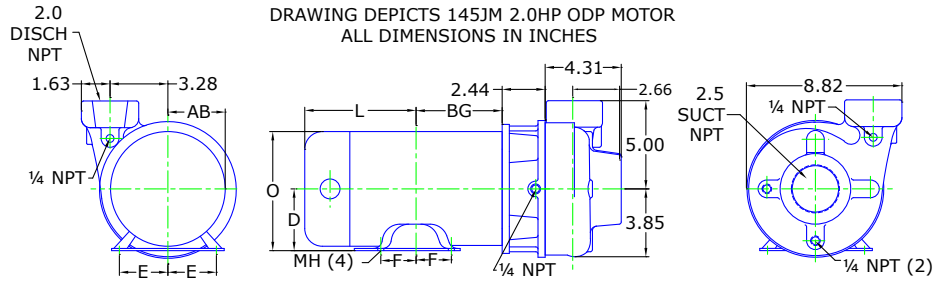
MOTORPUMP™ — 3500 RPM

Iron, 60 Hz, 2.5 X 2 X 5.63 NPT

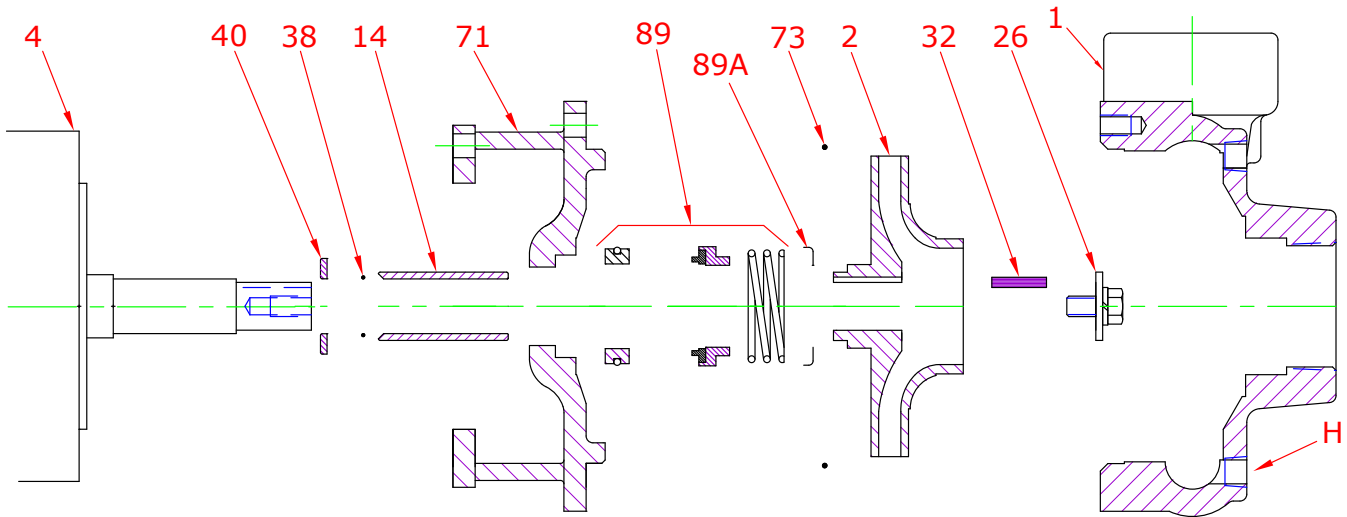
18 JM



Motor Dimensions										
HP	Type	Frame	D	E	F	O	AB	BG	L	MH
3	ODP	JM145	3.50	2.75	2.50	6.77	5.61	5.38	4.12	0.34
5	ODP	JM182	4.50	3.75	2.25	8.44	6.74	5.75	5.12	0.41
7.5	ODP	JM184	4.50	3.75	2.25	8.44	6.74	5.75	6.56	0.41
3	TEFC	JM182	4.50	3.75	2.25	8.85	7.57	5.01	7.14	0.41
5, 7.5	TEFC	JM184	4.50	3.75	2.75	9.34	7.57	5.51	7.64	0.41



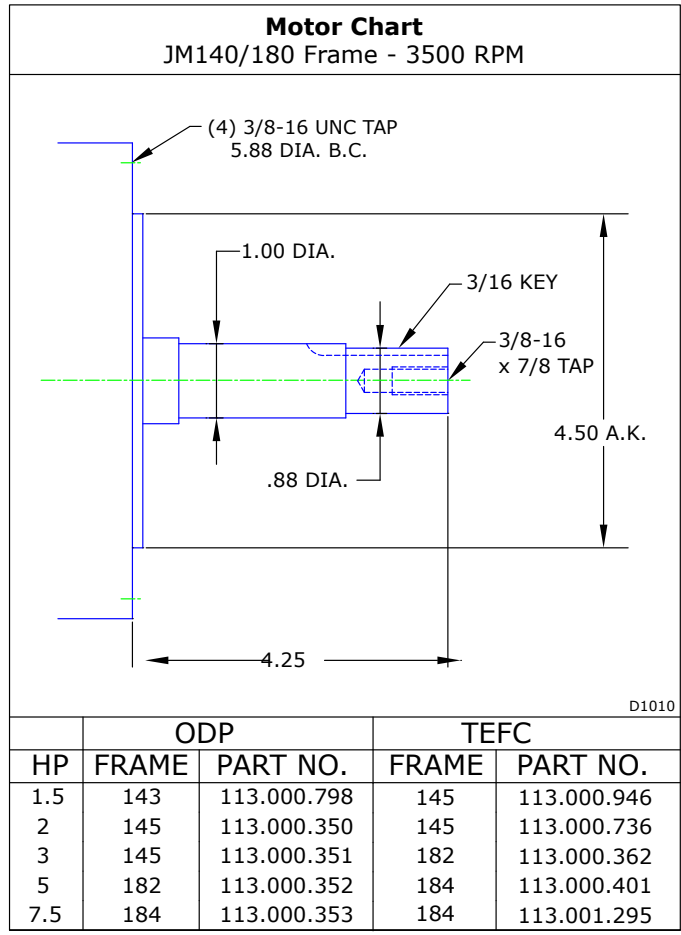
Parts



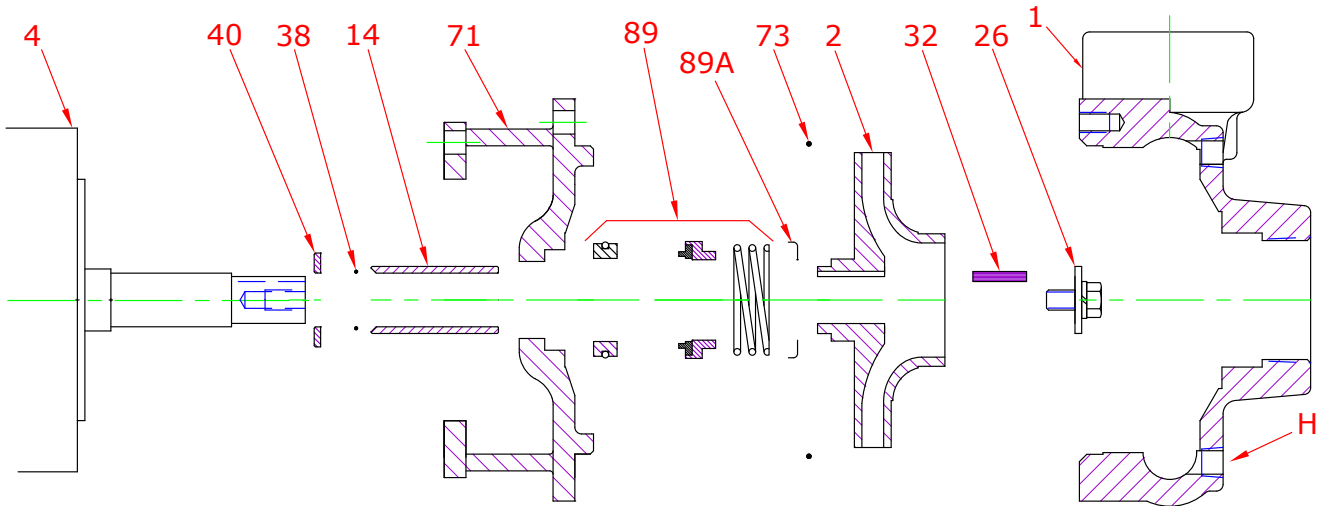
Key No.	Part Name	Part Number
1	Case 18, Iron, 2.50 X 2.00 NPT Brass plugs	130.000.169X
2	Impeller 18, Bronze, Specify Dia., 5.63 Max 7/8" Key	137.000.130
	Impeller 18, CIBF, Specify Dia., 5.63 Max 7/8" Key	137.000.131
	Impeller 18, Iron, Specify Dia., 5.63 Max 7/8" Key	137.000.132
4	Motor chart, JM140/180	See Chart
14*	Shaft sleeve, Bronze	110.000.178
	Shaft sleeve, Stainless	110.000.192
26*	Impeller retaining assembly, Stainless	118.000.111A
32*	Key, Stainless	102.000.102
38*	O-ring, Shaft, Buna	116.000.117
	O-ring, Shaft, Viton	116.000.105
40*	Flinger, Stainless	104.000.165
71	Adapter, Iron, JM140/180 1-1/2" Seal, Brass plug	132.000.194X
73*	Gasket, Case, Buna	116.000.146
89*	Seal, 1-1/2", Type 21, BN-CARB/CM	101.000.168
	Seal, 1-1/2", Type 21, EPDM-CARB/SIL	101.000.175B
	Seal, 1-1/2", Type 21, EPDM-SIL/SIL	101.000.204A
	Seal, 1-1/2", Type 21, VN-CARB/CM	101.000.191
	Seal, 1-1/2", Type 21, VN-CARB/SIL	101.000.175
	Seal, 1-1/2", Type 21, VN-SIL/SIL	101.000.204
89A*	Seal spring retainer, Stainless	104.000.175
KIT	Repair Kit, 1-1/2" BN-CARB/CM Seal, Brz sleeve, BN O-ring	118.000.343
	Repair Kit, 1-1/2" EPDM-SIL/SIL Seal, Brz sleeve, BN O-ring	118.000.343D
	Repair Kit, 1-1/2" EPDM-SIL/SIL Seal, Brz sleeve, BN O-ring	118.000.343J
	Repair Kit, 1-1/2" VN-CARB/CM Seal, Brz sleeve, BN O-ring	118.000.343M
	Repair Kit, 1-1/2" VN-CARB/CM Seal, Stn sleeve, VN O-ring	118.000.343A
	Repair Kit, 1-1/2" VN-CARB/SIL Seal, Brz sleeve, BN O-ring	118.000.343B
	Repair Kit, 1-1/2" VN-SIL/SIL Seal, Stn sleeve, VN O-ring	118.000.343F

* Denotes components included in repair kit.

Motor Charts



Construction Options



Construction Options				
Key	Part Name	Standard Fitted	Bronze Fitted	All Iron
1	Case	Iron	Iron	Iron
2	Impeller	CIBR	Bronze	Iron
14	Shaft Sleeve	Bronze	Bronze	Stainless
26	Impeller Retaining Assembly	Stainless	Stainless	Stainless
32	Key	Stainless	Stainless	Stainless
38	O-Ring, Shaft	Buna	Buna	Buna
40	Flinger	Stainless	Stainless	Stainless
71	Adapter	Iron	Iron	Iron
73	Gasket, Case	Buna	Buna	Buna
89	Mechanical Seal, Type 21 BN-CM	Standard	Standard	Standard
89A	Seal Retainer	Stainless	Stainless	Stainless
H	Plug, Drain	Brass	Brass	Plated Steel

CIBR: Cast iron with brass wear ring