

Overview

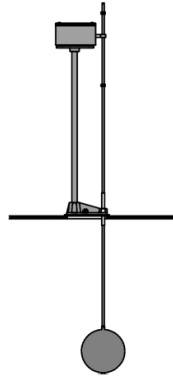
Level controls are used to detect the level of a liquid within a basin and subsequently control the operation of the pump(s) within that system. Weil offers 4 types of level controls: Mechanical Levers, Pressure Diaphragms, Tethered Floats and Level Transmitters.

Mechanical Lever

Operation: The lever switch is actuated by a float ball or cylinder affixed to a rod. When water level rises or drops, float stops screwed to the rod ‘trip’ the mechanical lever switch, turning the pump on or off.

Mount: Lever switches are pedestal mounted to a wet well cover.

- Available for simplex or duplex systems
- High Water Alarm contact option available for duplex systems



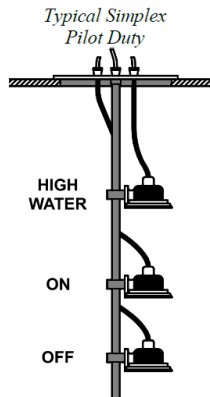
Model	System	Type	Pedestal Height
8201	Simplex	Standard - On/Off	28 Inches
8202	Simplex	Standard - On/Off	14 Inches
8211	Duplex	Alternating	28 Inches
8212	Duplex	Alternating	14 Inches
8213	Duplex	Non-Alternating	28 Inches

Pressure Diaphragm

Operation: Pressure Diaphragms sense liquid by means of diaphragm actuated micro switches. Rising water applies pressure to the diaphragm plate causing actuation of the switch.

Mount: Pipe mounted to basin cover or basin wall for pilot duty. HP rated diaphragms can be mounted to the discharge pipe or pump.

- HP Rated float switches have a piggyback plug end
- Simplex Systems require 3 Diaphragms (Off, On, High Water)
- Duplex Systems require 4 Diaphragms (Off, Pump 1, Pump 2, High water)



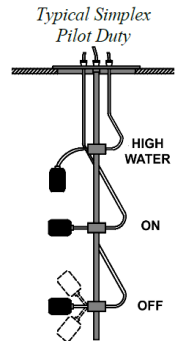
Model	Type	Description
8223	Pilot Duty	Standard
8224	HP Rated (Direct Duty)	Piggyback

Tethered Floats

Operation: Tethered floats sense liquid level by the position of the float. Rising water lifts the float and actuates an internal mechanical switch.

Mount: Pipe mounted to basin cover or basin wall for pilot duty. HP rated floats are typically mounted to discharge pipe.

- HP Rated float switches have a piggyback plug end
- Simplex Systems require 3 floats (Off, On, High water)
- Duplex Systems require 4 floats (Off, Pump 1, Pump 2, High water)



Model	Type	Description
8233	Pilot Duty	Standard
8234	Pilot Duty	Intrinsically Safe
8235	Pilot Duty	High Temp
8241	HP Rated (Direct Duty)	Dual Float Piggyback
8245	HP Rated (Direct Duty)	Single Float Piggyback

Level Transmitters

Operation: Measures the height of liquids above the sensor’s position in the tank referenced to atmospheric pressure.

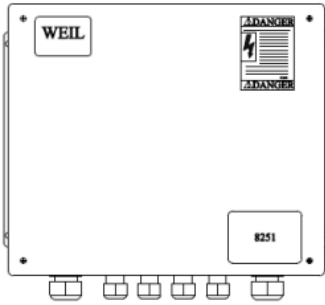
Mount: Both probe and base units have a 1/2” NPT end, allowing them to be pipe mounted. Base unit may also be floor mounted.

- Available in standard or intrinsically safe construction
- Only compatible with PLC Control Panels



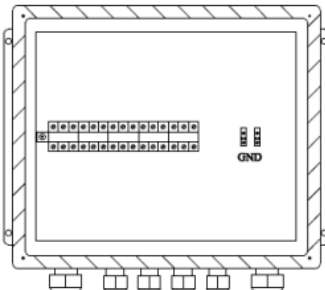
Model	Type	Description
8262K10XX	Probe	Clearwater
8262K20XX	Base	Sewage

Junction Box



The 8251 Junction Box enclosure is made of hot-molded fiberglass reinforced polyester and is fully gasketed.

Provides a degree of protection against the entry of water during prolonged submersion at a max depth of 6 ft.



Overall size: 13H x 11W x 5D

Simplex

Order #	Total Holes	Weight Lbs
W-8251S	1	8
W-8251S-S	2	8
W-8251S-F	4	9
W-8251S-FS	5	9

Duplex

Order #	Total Holes	Weight Lbs
W-8251S	1	8
W-8251S-S	2	8
W-8251S-F	4	9
W-8251S-FS	5	9

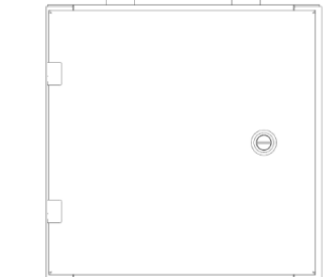
W-8251D-F is shown (Duplex with level controls)

Double Junction Box

The 8252 Double Junction Box is an interconnected junction box offering isolated chambers to minimize gas venting into the upper box.

Designed to reduce corrosion of mechanical and electrical system connections.

Overall size: 24H x 12W x 6D

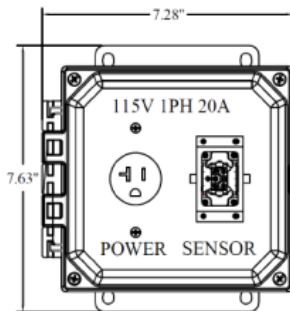


Motor Power Cable Conduit Motor Sensor and Level Control Conduit

Order #
W-8252-1001

Simplex Receptacle Box

Typical power and sensor for 120 volt, 1 phase



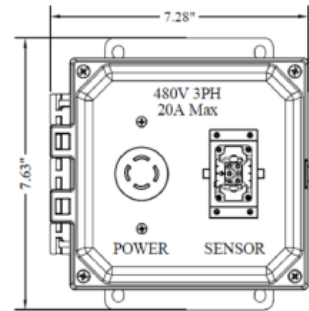
The 8254 Receptacle box is used to join the pump power and sensor cable plug ends to the incoming power and sensor wires from a main control panel.

Standard power versions available for single and three phase up to 20 motor amps.

Sensor version is designed for moisture/temperature sensor cable for all Weil 9700 series motor configurations.

Overall size: 7.28H x 7.63W

Typical power and sensor for 460 volt, 3 phase



Order #	Volts	Ph
W-8254-1-120P020-11	120	1
W-8254-1-120PS020-11	120	1
W-8254-1-230P020-11	230	1
W-8254-1-230PS020-11	230	1
W-8254-3-230PS020-11	230	3
W-8254-3-230PS020-11	230	3
W-8254-3-460P020-11	460	3
W-8254-3-460PS020-11	460	3