


Submittal Data Sheet

Wilo CO-Helix – NSF 61/372 Pressure Boosting System



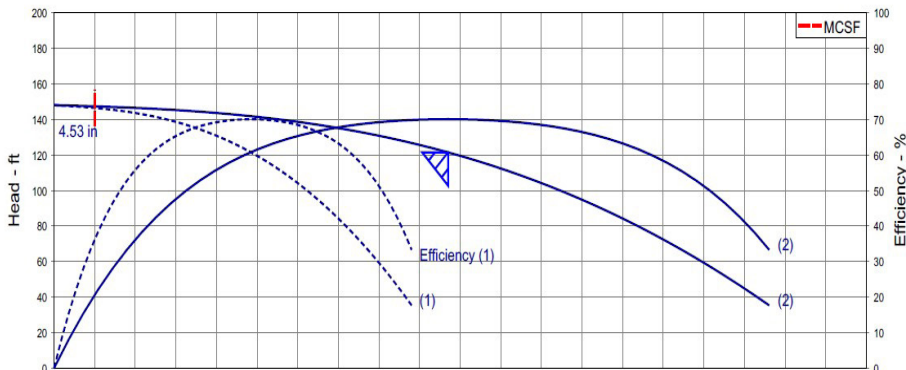
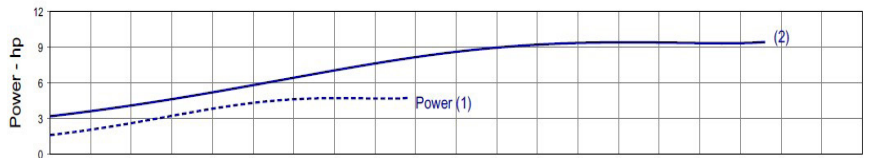
CO-2 HELIX V110-02/2-1/5/VCE



Project:	
Engineer:	
Contractor:	
Submitted By:	Date:
Approved By:	Date:

Tag #	Model #	Flow	BOOST PSI	Min. Inlet PSI	HP/Pump	Phase	Voltage	RPM
	CO-2 HELIX V110-2/2-1/5/VCE				5			3600

Article Number: 3311172 / 3310850 / 3310861 / 3310872



Applications

- Water Supply
- Pressure Boosting
- Agriculture
- Cooling Circuits
- Washing / Sprinkling Systems
- Condensate Return

Materials of Construction

Pump Volute	AISI304 stainless steel with ANSI flanges
Impeller	3D Laser-welded AISI 304 Stainless Steel
Shaft	AISI304, AISI318 LN, or AISI431 Stainless Steel
Elastomers	EPDM
Manifolds	304 SS with 150 Class ANSI Flanges
Isolation Valves	Cast Iron Wafer Butterfly, All Stainless Steel Wetted Components
Check Valves	Cast Iron Body with All Stainless Steel Wetted Components, Spring-loaded non-slam
Mechanical Seal	Cartridge Seal: Sleeve AISI316L / Spring Clips AISI304
Pressure Transducers	316 Stainless Steel
Pressure Gauges	304 Stainless Steel Housing with 316 Stainless Steel wetted parts
System Base	Steel (S235JR)
Vibration Isolators	Neoprene, Height Adjustable

Technical Data – Operational Ranges

Liquid Temp Range	-4°F to +248°F (Min. 32 °F for Domestic Water)
Ambient Temp Range	+32°F to +104 °F
Max System Pressure	232 PSI

Technical Data – Panel

Power Supply	208-230/460-3 or 575-3
Enclosure	NEMA 12 (3R Available Upon Request)
Standard	Meets UL 508A
Variable Frequency Drives	Danfoss FC-51: • 1 to 5 HP for 208-230/460v~3 Danfoss FC-101: • 7.5 to 20HP 208-230V~3 • 1 to 10HP 208-230-1 IN / 208-230-3 OUT • 15 to 20HP 460V~3 • 1 to 20HP 575V~3

Technical Data – PLC

User Interface	7" Diagonal Color LCD Touchscreen
Display Resolution	800 x 480 Pixels
Supply Voltage	24VDC
Max. Current Consumption	320mA@24V
Number of Analog Inputs	9
Number of Analog Outputs	2
Number of Digital Inputs	18
Number of Digital Outputs	17
Onboard Communications	Modbus Protocol (Optional Gateways for BACnet, LonWorks, and CANbus)
Ethernet Port	RJ45 port capable of transmitting data 10/100Mbps
Additional Ports	2.0 USB Port; Micro-SD Port

Motor Data

Power Supply	208-230, 460, 575-3
Motor Enclosure	Totally Enclosed Fan Cooled (TEFC)
Motor Efficiency	Nema Premium Efficiency – Meets NEMA 12-12 Rule
Enclosure Construction	Rolled Steel / Cast Iron
Motor Protection Index	IP54
Insulation Class	F

Approval Stamp

Submittal Data Sheet

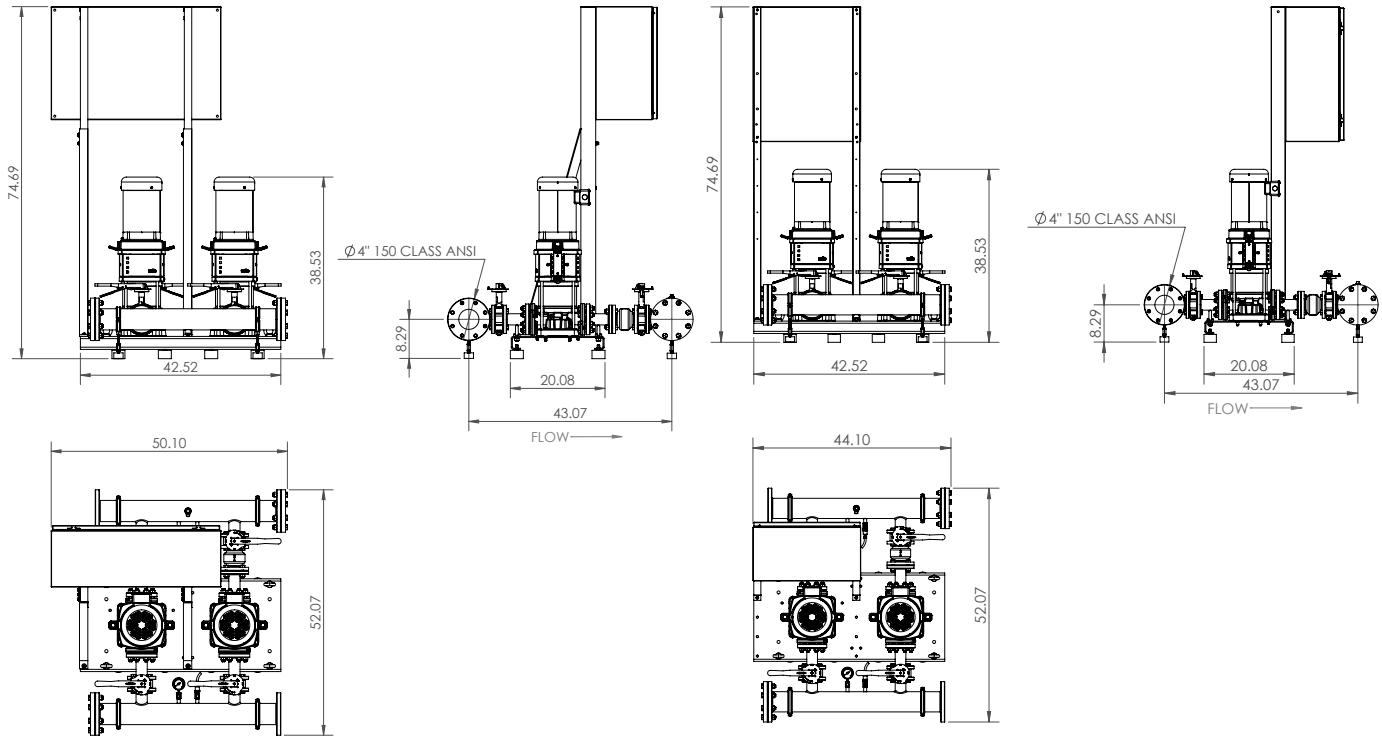
Wilo CO-Helix - NSF 61/372 Pressure Boosting System



CO-2 HELIX V110-02/2-1/5/VCE

208-230V ~ 1 In / ~ 3 Out

208-230/460/575V ~ 3



Special Note: All weights and dimensions are approximate and should not be used as exact rough-in dimensions

Dimensions and Weights

Model	Voltage (V)	H (in)	W (in)	L (in)	System Header Size	Dimensions-inches				Individual Pump Weight	Package Weight
						Suction / Discharge Pump Size (250# ANSI)	Gauge Tap Size	Transducer Tap Size	Hydrunumatic Tank Valve on Manifold (Plugged)	Pump Weight (lbs)	Package Weight (lbs)
CO-2 HELIX V110-02/2-1/5/VCE	208-230V~1IN/~3OUT	75	50	52	4" 150 Class ANSI	2"	1/4" FNPT	1/4" FNPT	3/4" MNPT x 3/4" FNPT	193	830
	208-230/460/575 V	75	44	52							

TEFC Motor Data (per motor)


Model	P2	Phase	Voltage	Motor FLA (per pump)	System FLA	Pmax
	(HP)	(-)	(V)	(A)		(PSI)
CO-2 HELIX V110-02/2-1/5/VCE	5	1	208-230V-1 IN/ 208-230V-3OUT	13.1-11.8	49	232
		3	208-230/460/575	13.1-11.8/5.9/4.72	31.4/17.4/12.2	

Submittal Data Sheet

Wilco CO-Helix - NSF 61/372 Pressure Boosting System



CO-2 HELIX V110-02-1/7.5/VCE



Project:	
Engineer:	
Contractor:	
Submitted By:	Date:
Approved By:	Date:

Tag #	Model #	Flow	BOOST PSI	Min. Inlet PSI	HP/Pump	Phase	Voltage	RPM
	CO-2 HELIX V110-02-1/7.5/VCE				7.5			3600

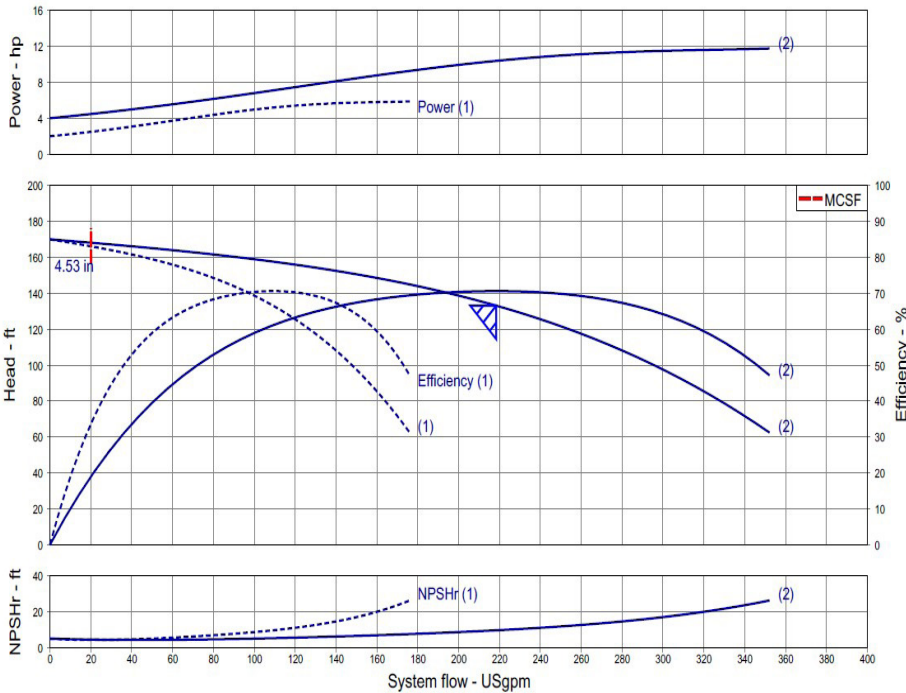
Article Number: 3311179 / 3310851 / 3310862 / 3310873

Applications

- Water Supply
- Pressure Boosting
- Agriculture
- Cooling Circuits
- Washing / Sprinkling Systems
- Condensate Return

Materials of Construction

Pump Volute	AISI304 stainless steel with ANSI flanges
Impeller	3D Laser-welded AISI 304 Stainless Steel
Shaft	AISI304, AISI318 LN, or AISI431 Stainless Steel
Elastomers	EPDM
Manifolds	304 SS with 150 Class ANSI Flanges
Isolation Valves	Cast Iron Wafer Butterfly, All Stainless Steel Wetted Components
Check Valves	Cast Iron Body with All Stainless Steel Wetted Components, Spring-loaded non-slam
Mechanical Seal	Cartridge Seal: Sleeve AISI316L / Spring Clips AISI304
Pressure Transducers	316 Stainless Steel
Pressure Gauges	304 Stainless Steel Housing with 316 Stainless Steel wetted parts
System Base	Steel (S235JR)
Vibration Isolators	Neoprene, Height Adjustable




Technical Data - Operational Ranges	
Liquid Temp Range	-4°F to +248°F (Min. 32 °F for Domestic Water)
Ambient Temp Range	+32°F to +104 °F
Max System Pressure	232 PSI

Technical Data - PLC	
User Interface	7" Diagonal Color LCD Touchscreen
Display Resolution	800 x 480 Pixels
Supply Voltage	24VDC
Max. Current Consumption	320mA@24V
Number of Analog Inputs	9
Number of Analog Outputs	2
Number of Digital Inputs	18
Number of Digital Outputs	17
Onboard Communications	Modbus Protocol (Optional Gateways for BACnet, LonWorks, and CANbus)
Ethernet Port	RJ45 port capable of transmitting data 10/100Mbps
Additional Ports	2.0 USB Port; Micro-SD Port

Motor Data	
Power Supply	208-230, 460, 575-3
Motor Enclosure	Totally Enclosed Fan Cooled (TEFC)
Motor Efficiency	Nema Premium Efficiency - Meets NEMA 12-12 Rule
Enclosure Construction	Rolled Steel / Cast Iron
Motor Protection Index	IP54
Insulation Class	F

Technical Data - Panel	
Power Supply	208-230/460-3 or 575-3
Enclosure	NEMA 12 (3R Available Upon Request)
Standard	Meets UL 508A
Variable Frequency Drives	Danfoss FC-51: • 1 to 5 HP for 208-230/460v~3 Danfoss FC-101: • 7.5 to 20HP 208-230V~3 • 1 to 10HP 208-230-1 IN / 208-230-3 OUT • 15 to 20HP 460V~3 • 1 to 20HP 575V~3



Submittal Data Sheet

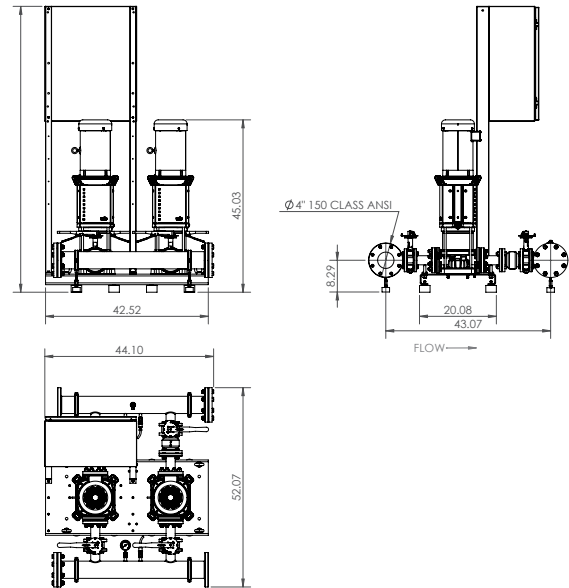
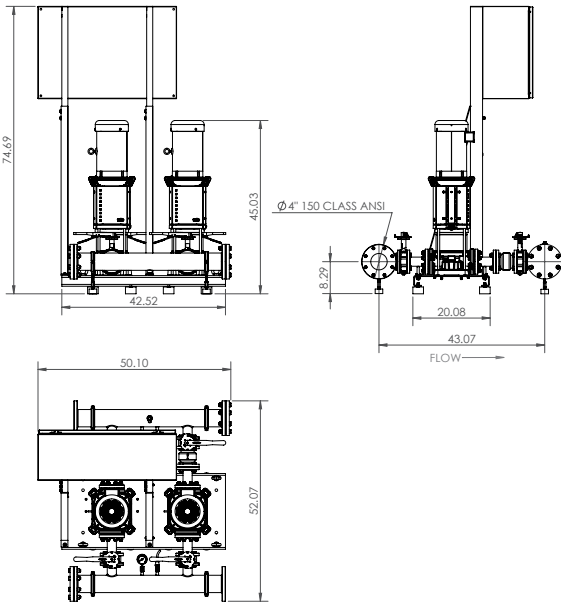
Wilo CO-Helix - NSF 61/372 Pressure Boosting System



CO-2 HELIX V110-02-1/7.5/VCE

208-230V ~ 1 In / ~ 3 Out / 208-230V ~ 3

460/575V ~ 3



Special Note: All weights and dimensions are approximate and should not be used as exact rough-in dimensions

Dimensions and Weights

Model	Voltage (V)	Dimensions—inches				System Header Size	Suction / Discharge Pump Size (250# ANSI)	Gauge Tap Size	Transducer Tap Size	Hydronumatic Tank Valve on Manifold (Plugged)	Individual Pump Weight		Package Weight (lbs)
		H (in)	W (in)	L (in)	Pump Weight (lbs)						Package Weight (lbs)		
CO-2 HELIX V110-02-1/10/VCE	208-230V~1IN/~3OUT	75	50	52	4" 150 Class ANSI	2"	1/4" FNPT	1/4" FNPT	3/4" MNPT x 3/4" FNPT	293	918		
	208-230 V	75	50	52									
	460/575 V	75	44	52									

TEFC Motor Data (per motor)


Model	P2 (HP)	Phase (-)	Voltage (V)	Motor FLA (per pump) (A)	System FLA	Pmax (PSI)
CO-2 HELIX V110-02-1/10/VCE	10	1	208-230V-1 IN/ 208-230V-3OUT	19.2-17.3	106.4	232
		3	208-230/460/575	19.2-17.3/8.7/7	57.6-49/29/23.8	

Submittal Data Sheet

Wilco CO-Helix - NSF 61/372 Pressure Boosting System



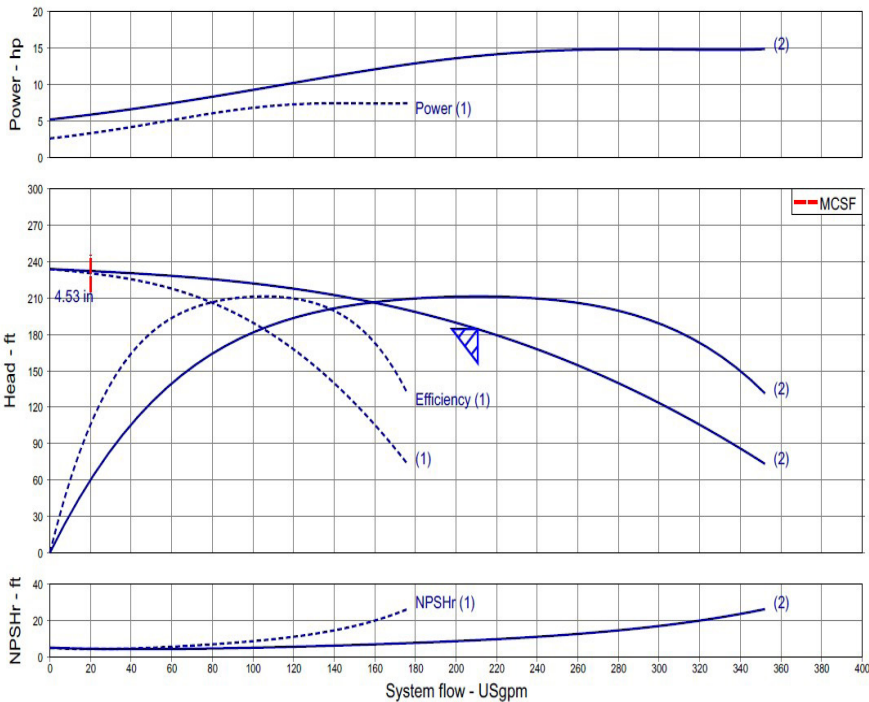
CO-2 HELIX V110-03/2-1/7.5/VCE



Project:	
Engineer:	
Contractor:	
Submitted By:	Date:
Approved By:	Date:

Tag #	Model #	Flow	BOOST PSI	Min. Inlet PSI	HP/Pump	Phase	Voltage	RPM
	CO-2 HELIX V110-03/2-1/7.5/VCE				7.5			3600

Article Number: 3311180 / 3310852 / 3310863 / 3310874



Applications

- Water Supply
- Pressure Boosting
- Agriculture
- Cooling Circuits
- Washing / Sprinkling Systems
- Condensate Return

Materials of Construction

Pump Volute	AISI304 stainless steel with ANSI flanges
Impeller	3D Laser-welded AISI 304 Stainless Steel
Shaft	AISI304, AISI318 LN, or AISI431 Stainless Steel
Elastomers	EPDM
Manifolds	304 SS with 150 Class ANSI Flanges
Isolation Valves	Cast Iron Wafer Butterfly, All Stainless Steel Wetted Components
Check Valves	Cast Iron Body with All Stainless Steel Wetted Components, Spring-loaded non-slam
Mechanical Seal	Cartridge Seal: Sleeve AISI316L / Spring Clips AISI304
Pressure Transducers	316 Stainless Steel
Pressure Gauges	304 Stainless Steel Housing with 316 Stainless Steel wetted parts
System Base	Steel (S235JR)
Vibration Isolators	Neoprene, Height Adjustable

Technical Data - Operational Ranges

Liquid Temp Range	-4°F to +248°F (Min. 32 °F for Domestic Water)
Ambient Temp Range	+32°F to +104 °F
Max System Pressure	232 PSI

Technical Data - Panel

Power Supply	208-230/460-3 or 575-3
Enclosure	NEMA 12 (3R Available Upon Request)
Standard	Meets UL 508A
Variable Frequency Drives	Danfoss FC-51: • 1 to 5 HP for 208-230/460v~3 Danfoss FC-101: • 7.5 to 20HP 208-230V~3 • 1 to 10HP 208-230-1 IN / 208-230-3 OUT • 15 to 20HP 460V~3 • 1 to 20HP 575V~3

Technical Data - PLC

User Interface	7" Diagonal Color LCD Touchscreen
Display Resolution	800 x 480 Pixels
Supply Voltage	24VDC
Max. Current Consumption	320mA@24V
Number of Analog Inputs	9
Number of Analog Outputs	2
Number of Digital Inputs	18
Number of Digital Outputs	17
Onboard Communications	Modbus Protocol (Optional Gateways for BACnet, LonWorks, and CANbus)
Ethernet Port	RJ45 port capable of transmitting data 10/100Mbps
Additional Ports	2.0 USB Port; Micro-SD Port

Motor Data

Power Supply	208-230, 460, 575-3
Motor Enclosure	Totally Enclosed Fan Cooled (TEFC)
Motor Efficiency	Nema Premium Efficiency - Meets NEMA 12-12 Rule
Enclosure Construction	Rolled Steel / Cast Iron
Motor Protection Index	IP54
Insulation Class	F

Approval Stamp

Submittal Data Sheet

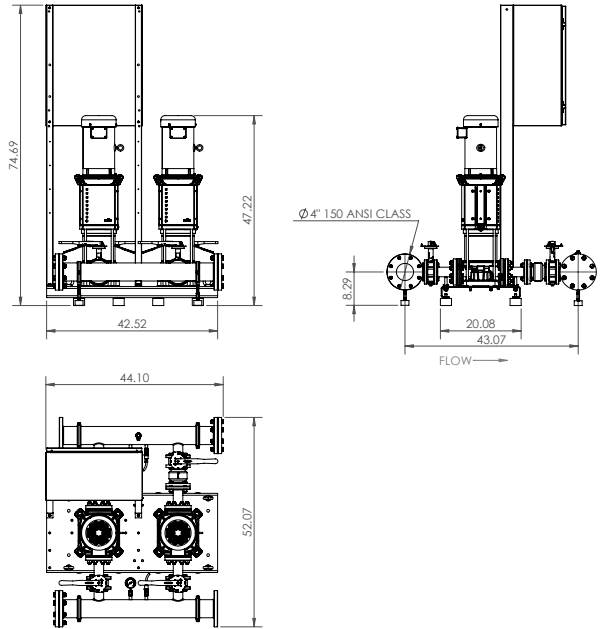
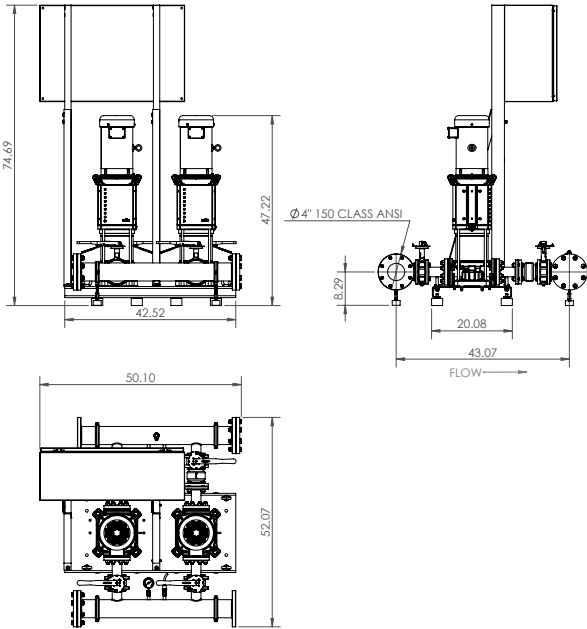
Wilo CO-Helix - NSF 61/372 Pressure Boosting System



CO-2 HELIX V110-03/2-1/7.5/VCE

208-230V ~ 1 In / ~ 3 Out/208-230V

460V ~ 3 / 575V ~ 3



Special Note: All weights and dimensions are approximate and should not be used as exact rough-in dimensions

Dimensions and Weights

Model	Voltage (V)	Dimensions-inches				System Header Size	Suction / Discharge Pump Size (250# ANSI)	Gauge Tap Size	Transducer Tap Size	Hydronumatic Tank Valve on Manifold (Plugged)	Individual Pump Weight	Package Weight
		H (in)	W (in)	L (in)	Pump Weight (lbs)						Package Weight (lbs)	
CO-2 HELIX V110-03/2-1/7.5/VCE	208-230V~1IN/~3OUT 208-230 V	75	50	52	4" 150 Class ANSI	2"	1/4" FNPT	1/4" FNPT	3/4" MNPT x 3/4" FNPT	293	918	
	208-230 V	75	44	52								
	460/575 V	75	44	52								

TEFC Motor Data (per motor)

Model	P2 (HP)	Phase (-)	Voltage (V)	Motor FLA (per pump) (A)	System FLA	Pmax (PSI)
CO-2 HELIX V110-03/2-1/7.5/VCE	7.5	1	208-230V-1 IN/ 208-230V-3OUT	19.2-17.3	77.4	232
		3	208-230/460/575	19.2-17.3/8.7/7	43-37/34.2/17.6	

Submittal Data Sheet

Wilo CO-Helix - NSF 61/372 Pressure Boosting System



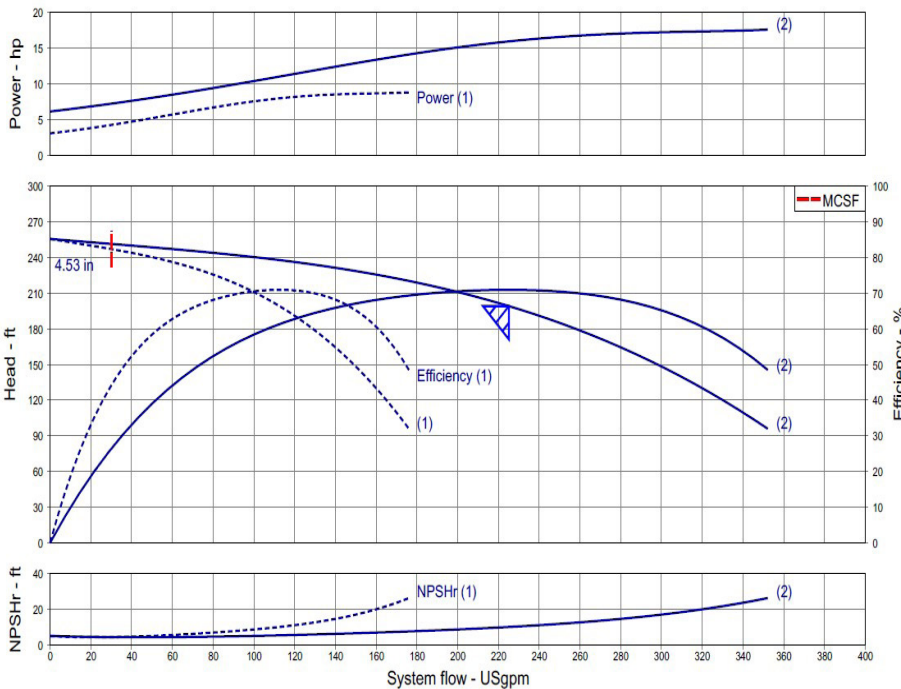
CO-2 HELIX V110-03-1/10/VCE



Project:	
Engineer:	
Contractor:	
Submitted By:	Date:
Approved By:	Date:

Tag #	Model #	Flow	BOOST PSI	Min. Inlet PSI	HP/Pump	Phase	Voltage	RPM
	CO-2 HELIX V110-03-1/10/VCE				10			3600

Article Number: 3310853 / 3310864 / 3310875



Applications

- Water Supply
- Pressure Boosting
- Agriculture
- Cooling Circuits
- Washing / Sprinkling Systems
- Condensate Return

Materials of Construction

Pump Volute	AISI304 stainless steel with ANSI flanges
Impeller	3D Laser-welded AISI 304 Stainless Steel
Shaft	AISI304, AISI318 LN, or AISI431 Stainless Steel
Elastomers	EPDM
Manifolds	304 SS with 150 Class ANSI Flanges
Isolation Valves	Cast Iron Wafer Butterfly, All Stainless Steel Wetted Components
Check Valves	Cast Iron Body with All Stainless Steel Wetted Components, Spring-loaded non-slam
Mechanical Seal	Cartridge Seal: Sleeve AISI316L / Spring Clips AISI304
Pressure Transducers	316 Stainless Steel
Pressure Gauges	304 Stainless Steel Housing with 316 Stainless Steel wetted parts
System Base	Steel (S235JR)
Vibration Isolators	Neoprene, Height Adjustable

Technical Data - Operational Ranges

Liquid Temp Range	-4°F to +248°F (Min. 32 °F for Domestic Water)
Ambient Temp Range	+32°F to +104 °F
Max System Pressure	232 PSI

Technical Data - Panel

Power Supply	208-230/460-3 or 575-3
Enclosure	NEMA 12 (3R Available Upon Request)
Standard	Meets UL 508A
Variable Frequency Drives	Danfoss FC-51: • 1 to 5 HP for 208-230/460v~3 Danfoss FC-101: • 7.5 to 20HP 208-230V~3 • 1 to 10HP 208-230-1 IN / 208-230-3 OUT • 15 to 20HP 460V~3 • 1 to 20HP 575V~3

Technical Data - PLC

User Interface	7" Diagonal Color LCD Touchscreen
Display Resolution	800 x 480 Pixels
Supply Voltage	24VDC
Max. Current Consumption	320mA@24V
Number of Analog Inputs	9
Number of Analog Outputs	2
Number of Digital Inputs	18
Number of Digital Outputs	17
Onboard Communications	Modbus Protocol (Optional Gateways for BACnet, LonWorks, and CANbus)
Ethernet Port	RJ45 port capable of transmitting data 10/100Mbps
Additional Ports	2.0 USB Port; Micro-SD Port

Motor Data

Power Supply	208-230, 460, 575-3
Motor Enclosure	Totally Enclosed Fan Cooled (TEFC)
Motor Efficiency	Nema Premium Efficiency - Meets NEMA 12-12 Rule
Enclosure Construction	Rolled Steel / Cast Iron
Motor Protection Index	IP54
Insulation Class	F

Approval Stamp

Submittal Data Sheet

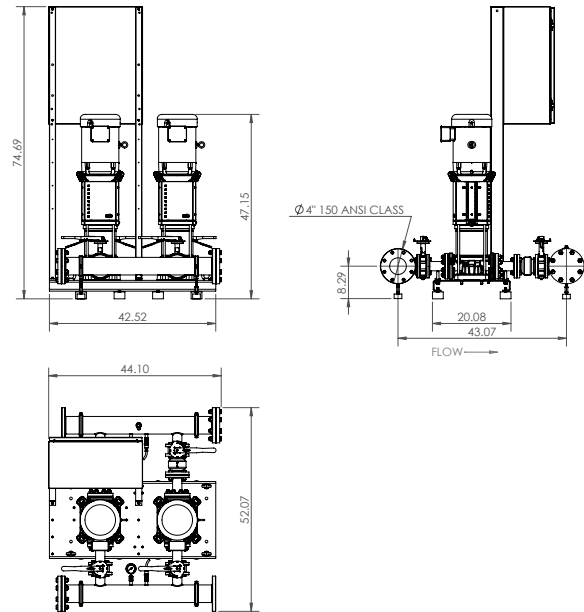
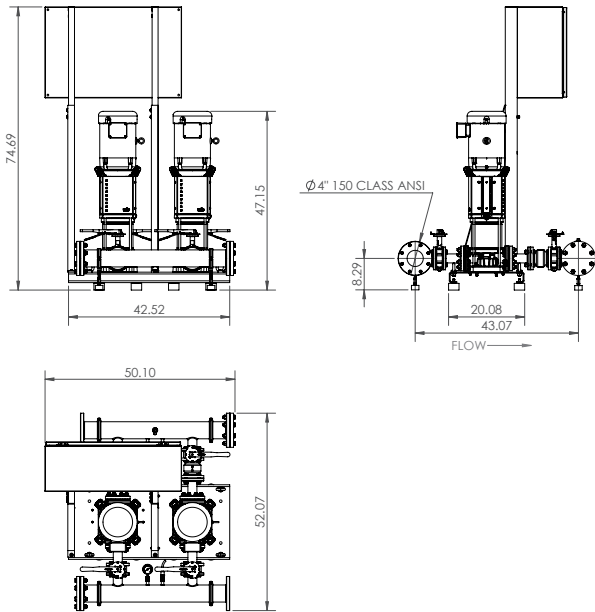
Wilo CO-Helix - NSF 61/372 Pressure Boosting System



CO-2 HELIX V110-03-1/10/VCE

208-230V ~ 3

460V ~ 3 / 575V ~ 3



Special Note: All weights and dimensions are approximate and should not be used as exact rough-in dimensions

Dimensions and Weights

Model	Voltage (V)	Dimensions-inches				System Header Size	Suction / Discharge Pump Size (250# ANSI)	Gauge Tap Size	Transducer Tap Size	Hydrnumatic Tank Valve on Manifold (Plugged)	Individual Pump Weight	Package Weight
		H (in)	W (in)	L (in)	Pump Weight (lbs)						Package Weight (lbs)	
CO-2 HELIX V110-03-1/10/VCE	208-230V	75	50	52	4" 150 Class ANSI	2"	1/4" FNPT	1/4" FNPT	3/4" MNPT x 3/4" FNPT	293	918	
	460 V	75	44	52								
	575 V	75	44	52								

TEFC Motor Data (per motor)


Model	P2 (HP)	Phase (-)	Voltage (V)	Motor FLA (per pump) (A)	System FLA	Pmax (PSI)
CO-2 HELIX V110-03-1/10/VCE	10	3	208-230/460/575	25.4-23/11.5/9.2	57.6-49/29/23.8	232

Submittal Data Sheet

Wilco CO-Helix - NSF 61/372 Pressure Boosting System



CO-2 HELIX V110-04/3-1/10/VCE



Project:	
Engineer:	
Contractor:	
Submitted By:	Date:
Approved By:	Date:

Tag #	Model #	Flow	BOOST PSI	Min. Inlet PSI	HP/Pump	Phase	Voltage	RPM
	CO-2 HELIX V110-04/3-1/10/VCE				10			3600

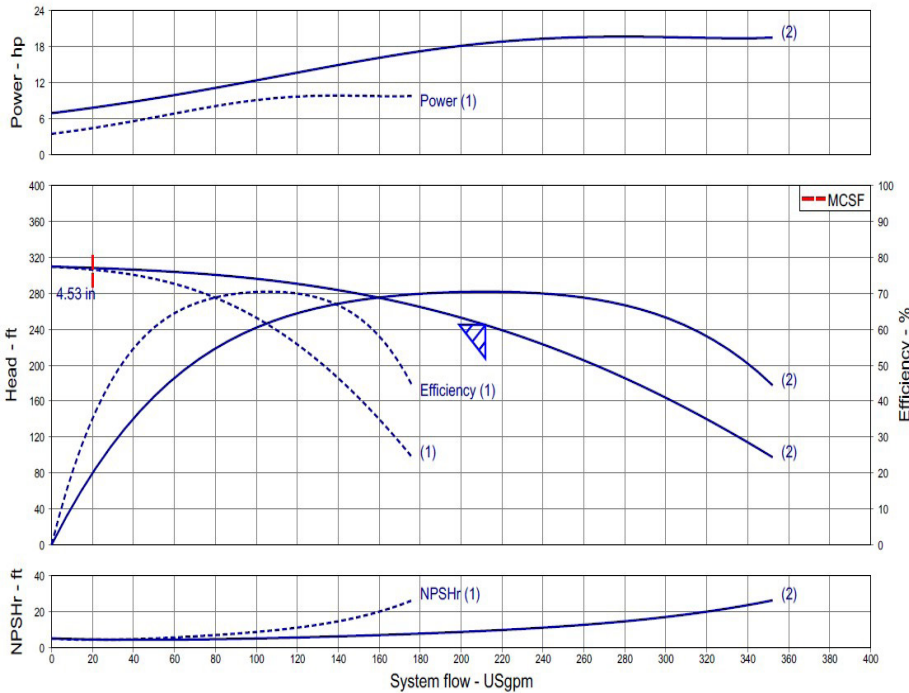
Article Number: 3310854 / 3310865 / 3310876

Applications

- Water Supply
- Pressure Boosting
- Agriculture
- Cooling Circuits
- Washing / Sprinkling Systems
- Condensate Return

Materials of Construction

Pump Volute	AISI304 stainless steel with ANSI flanges
Impeller	3D Laser-welded AISI 304 Stainless Steel
Shaft	AISI304, AISI318 LN, or AISI431 Stainless Steel
Elastomers	EPDM
Manifolds	304 SS with 150 Class ANSI Flanges
Isolation Valves	Cast Iron Wafer Butterfly, All Stainless Steel Wetted Components
Check Valves	Cast Iron Body with All Stainless Steel Wetted Components, Spring-loaded non-slam
Mechanical Seal	Cartridge Seal: Sleeve AISI316L / Spring Clips AISI304
Pressure Transducers	316 Stainless Steel
Pressure Gauges	304 Stainless Steel Housing with 316 Stainless Steel wetted parts
System Base	Steel (S235JR)
Vibration Isolators	Neoprene, Height Adjustable



Technical Data - Operational Ranges

Liquid Temp Range	-4°F to +248°F (Min. 32 °F for Domestic Water)
Ambient Temp Range	+32°F to +104 °F
Max System Pressure	232 PSI

Technical Data - Panel

Power Supply	208-230/460-3 or 575-3
Enclosure	NEMA 12 (3R Available Upon Request)
Standard	Meets UL 508A
Variable Frequency Drives	Danfoss FC-51: • 1 to 5 HP for 208-230/460v~3 Danfoss FC-101: • 7.5 to 20HP 208-230V~3 • 1 to 10HP 208-230-1 IN / 208-230-3 OUT • 15 to 20HP 460V~3 • 1 to 20HP 575V~3

Technical Data - PLC

User Interface	7" Diagonal Color LCD Touchscreen
Display Resolution	800 x 480 Pixels
Supply Voltage	24VDC
Max. Current Consumption	320mA@24V
Number of Analog Inputs	9
Number of Analog Outputs	2
Number of Digital Inputs	18
Number of Digital Outputs	17
Onboard Communications	Modbus Protocol (Optional Gateways for BACnet, LonWorks, and CANbus)
Ethernet Port	RJ45 port capable of transmitting data 10/100Mbps
Additional Ports	2.0 USB Port; Micro-SD Port

Motor Data

Power Supply	208-230, 460, 575-3
Motor Enclosure	Totally Enclosed Fan Cooled (TEFC)
Motor Efficiency	Nema Premium Efficiency - Meets NEMA 12-12 Rule
Enclosure Construction	Rolled Steel / Cast Iron
Motor Protection Index	IP54
Insulation Class	F

Approval Stamp

Submittal Data Sheet

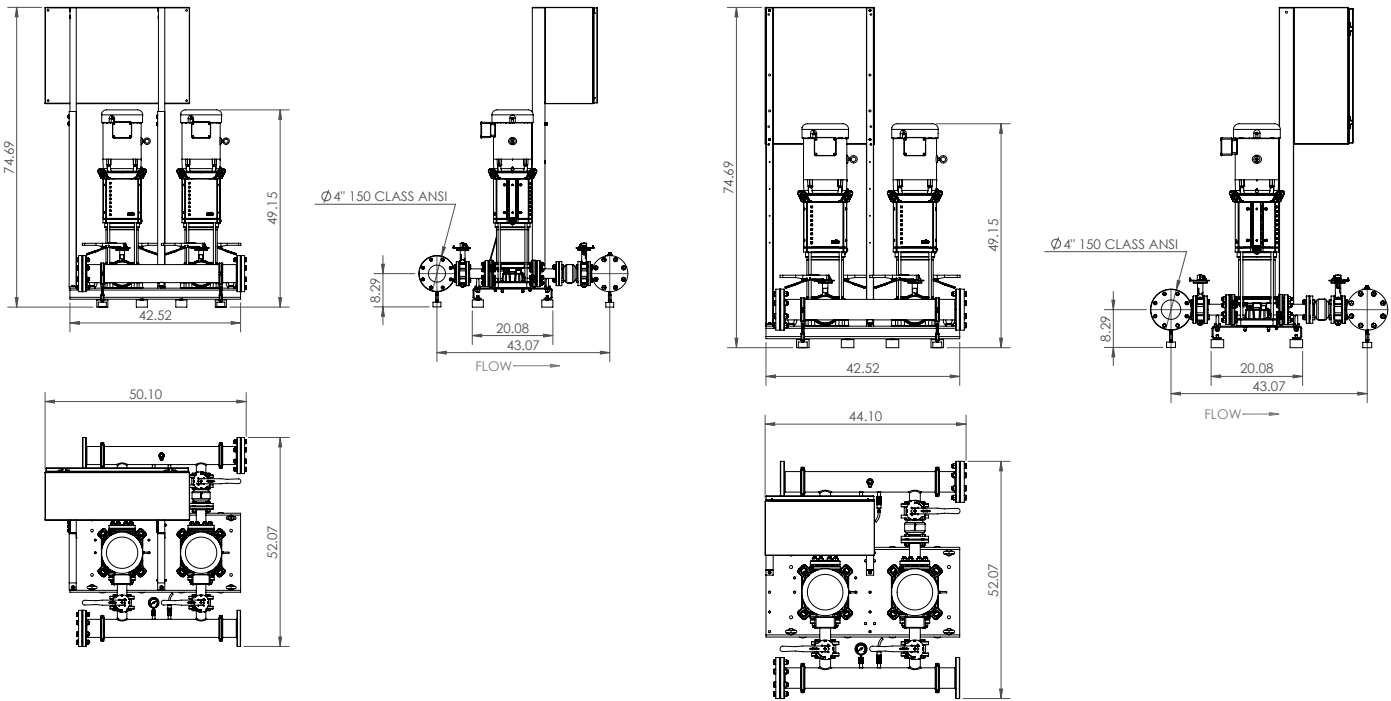
Wilo CO-Helix - NSF 61/372 Pressure Boosting System



CO-2 HELIX V110-04/3-1/10/VCE

208-230V ~ 3

460/575V ~ 3



Special Note: All weights and dimensions are approximate and should not be used as exact rough-in dimensions

Dimensions and Weights

Model	Voltage (V)	H (in)	W (in)	L (in)	System Header Size	Dimensions-inches				Individual Pump Weight	Package Weight
						Suction / Discharge Pump Size (250# ANSI)	Gauge Tap Size	Transducer Tap Size	Hydrunumatic Tank Valve on Manifold (Plugged)	Pump Weight (lbs)	Package Weight (lbs)
CO-2 HELIX V110-04/3-1/10/VCE	208-230V	64-3/4	64-2/5	52	4" 150 Class ANSI	2"	1/4" FNPT	1/4" FNPT	3/4" MNPT x 3/4" FNPT	304	1000
	460/575 V	75	44	52	4" 150 Class ANSI	2"	1/4" FNPT	1/4" FNPT	3/4" MNPT x 3/4" FNPT	304	1000

TEFC Motor Data (per motor)


Model	P2 (HP)	Phase (-)	Voltage (V)	Motor FLA (per pump) (A)	System FLA	Pmax (PSI)
CO-2 HELIX V110-04-1/10/VCE	10	3	208-230/460/575	25.4-23/11.5/9.2	57.6-49/29/23.8	232

Submittal Data Sheet

Wilo CO-Helix – NSF 61/372 Pressure Boosting System



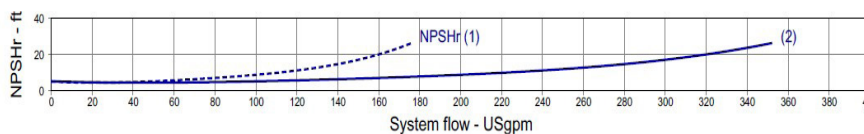
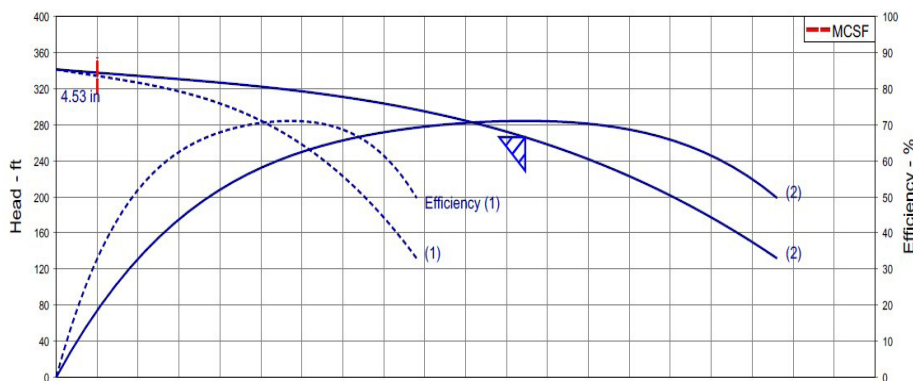
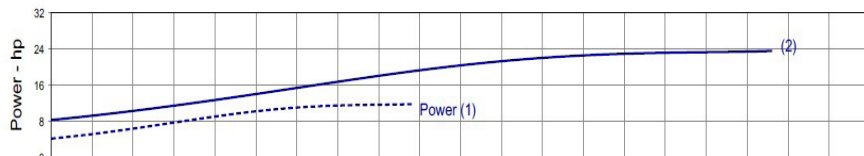
CO-2 HELIX V110-04-1/15/VCE



Project:	
Engineer:	
Contractor:	
Submitted By:	Date:
Approved By:	Date:

Tag #	Model #	Flow	BOOST PSI	Min. Inlet PSI	HP/Pump	Phase	Voltage	RPM
	CO-2 HELIX V110-04-1/15/VCE				15			3600

Article Number: 3310855 / 3310866 / 3310877



Applications

- Water Supply
- Pressure Boosting
- Agriculture
- Cooling Circuits
- Washing / Sprinkling Systems
- Condensate Return

Materials of Construction

Pump Volute	AISI304 stainless steel with ANSI flanges
Impeller	3D Laser-welded AISI 304 Stainless Steel
Shaft	AISI304, AISI318 LN, or AISI431 Stainless Steel
Elastomers	EPDM
Manifolds	304 SS with 150 Class ANSI Flanges
Isolation Valves	Cast Iron Wafer Butterfly, All Stainless Steel Wetted Components
Check Valves	Cast Iron Body with All Stainless Steel Wetted Components, Spring-loaded non-slam
Mechanical Seal	Cartridge Seal: Sleeve AISI316L / Spring Clips AISI304
Pressure Transducers	316 Stainless Steel
Pressure Gauges	304 Stainless Steel Housing with 316 Stainless Steel wetted parts
System Base	Steel (S235JR)
Vibration Isolators	Neoprene, Height Adjustable

Technical Data – Operational Ranges

Liquid Temp Range	-4°F to +248°F (Min. 32 °F for Domestic Water)
Ambient Temp Range	+32°F to +104 °F
Max System Pressure	232 PSI

Technical Data – Panel

Power Supply	208-230/460~3 or 575~3
Enclosure	NEMA 12 (3R Available Upon Request)
Standard	Meets UL 508A
Variable Frequency Drives	Danfoss FC-51: • 1 to 5 HP for 208-230/460v~3 Danfoss FC-101: • 7.5 to 20HP 208-230V~3 • 1 to 10HP 208-230-1 IN / 208-230-3 OUT • 15 to 20HP 460V~3 • 1 to 20HP 575V~3

Technical Data – PLC

User Interface	7" Diagonal Color LCD Touchscreen
Display Resolution	800 x 480 Pixels
Supply Voltage	24VDC
Max. Current Consumption	320mA@24V
Number of Analog Inputs	9
Number of Analog Outputs	2
Number of Digital Inputs	18
Number of Digital Outputs	17
Onboard Communications	Modbus Protocol (Optional Gateways for BACnet, LonWorks, and CANbus)
Ethernet Port	RJ45 port capable of transmitting data 10/100Mbps
Additional Ports	2.0 USB Port; Micro-SD Port

Motor Data

Power Supply	208-230, 460, 575-3
Motor Enclosure	Totally Enclosed Fan Cooled (TEFC)
Motor Efficiency	Nema Premium Efficiency - Meets NEMA 12-12 Rule
Enclosure Construction	Rolled Steel / Cast Iron
Motor Protection Index	IP54
Insulation Class	F

Approval Stamp

Submittal Data Sheet

Wilo CO-Helix - NSF 61/372 Pressure Boosting System

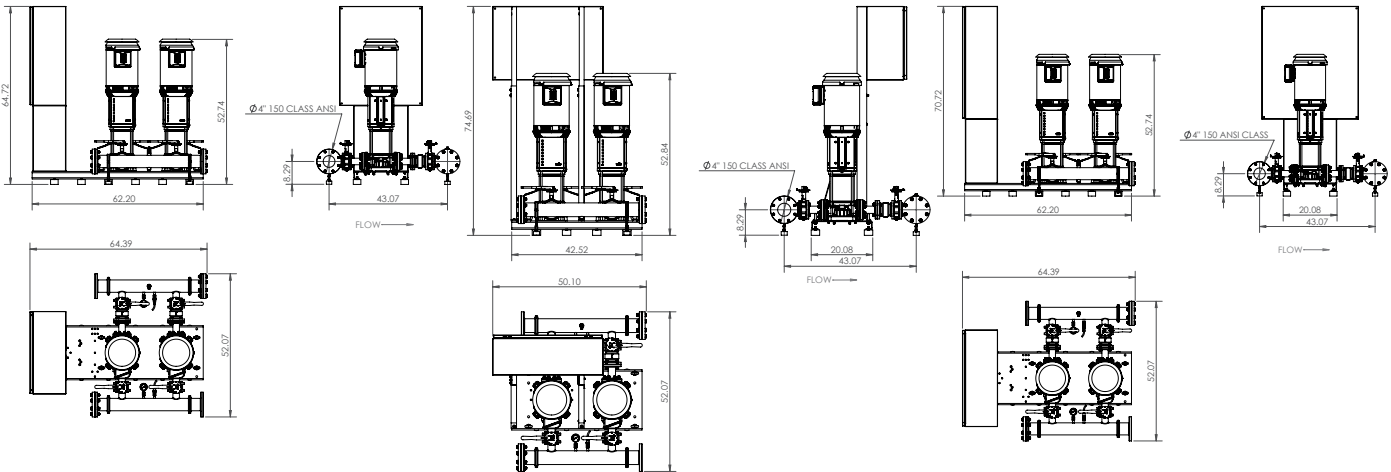


CO-2 HELIX V110-04-1/15/VCE

208-230V ~ 3

460V ~ 3

575V ~ 3



Special Note: All weights and dimensions are approximate and should not be used as exact rough-in dimensions

Dimensions and Weights

Model	Voltage (V)	Dimensions-inches				System Header Size	Suction / Discharge Pump Size (250# ANSI)	Gauge Tap Size	Transducer Tap Size	Hydrnumatic Tank Valve on Manifold (Plugged)	Individual Pump Weight	
		H (in)	W (in)	L (in)	Pump Weight (lbs)						Package Weight (lbs)	
CO-2 HELIX V110-04-1/15/VCE	208-230V	64-3/4	64-2/5	52	4" 150 Class ANSI	2"	1/4" FNPT	1/4" FNPT	3/4" MNPT x 3/4" FNPT	321	1161	
	460 V	75	50	52								
	575 V	70-3/4	64-2/5	52								

TEFC Motor Data (per motor)


Model	P2 (HP)	Phase (-)	Voltage (V)	Motor FLA (per pump) (A)	System FLA	Pmax (PSI)
CO-2 HELIX V110-04-1/15/VCE	15	3	208-230/460/575	38.5-34.8/17.4/13.8	83-77.4/37.8/32.4	232

Submittal Data Sheet

Wilco CO-Helix - NSF 61/372 Pressure Boosting System



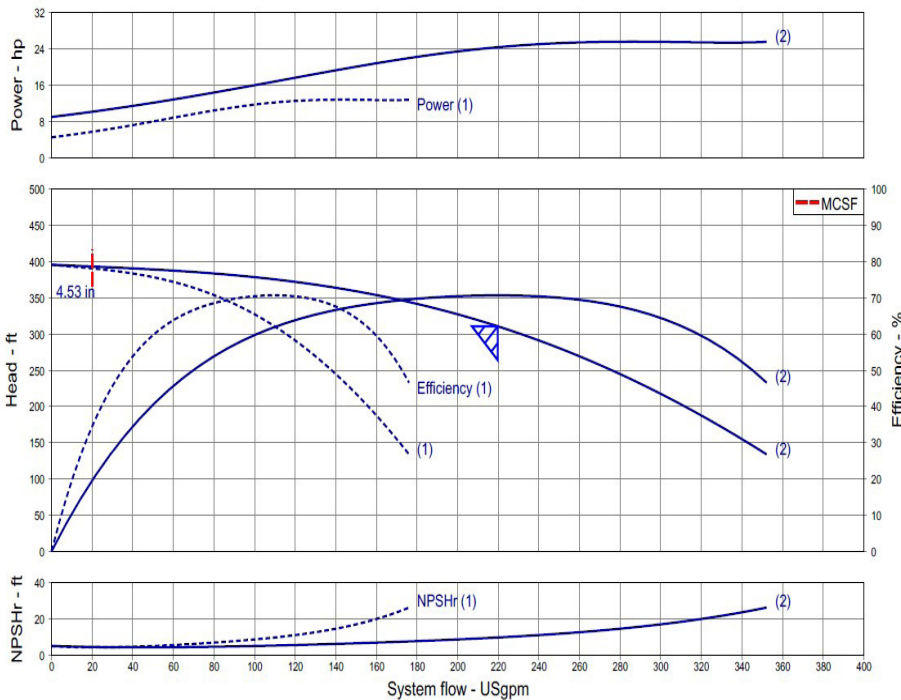
CO-2 HELIX V110-05/3-1/15/VCE



Project:	
Engineer:	
Contractor:	
Submitted By:	Date:
Approved By:	Date:

Tag #	Model #	Flow	BOOST PSI	Min. Inlet PSI	HP/Pump	Phase	Voltage	RPM
	CO-2 HELIX V110-05/3-1/15/VCE				15			3600

Article Number: 3310856 / 3310867 / 3310878



Applications

- Water Supply
- Pressure Boosting
- Agriculture
- Cooling Circuits
- Washing / Sprinkling Systems
- Condensate Return

Materials of Construction

Pump Volute	AISI304 stainless steel with ANSI flanges
Impeller	3D Laser-welded AISI 304 Stainless Steel
Shaft	AISI304, AISI318 LN, or AISI431 Stainless Steel
Elastomers	EPDM
Manifolds	304 SS with 150 Class ANSI Flanges
Isolation Valves	Cast Iron Wafer Butterfly, All Stainless Steel Wetted Components
Check Valves	Cast Iron Body with All Stainless Steel Wetted Components, Spring-loaded non-slam
Mechanical Seal	Cartridge Seal: Sleeve AISI316L / Spring Clips AISI304
Pressure Transducers	316 Stainless Steel
Pressure Gauges	304 Stainless Steel Housing with 316 Stainless Steel wetted parts
System Base	Steel (S235JR)
Vibration Isolators	Neoprene, Height Adjustable

Technical Data - Operational Ranges

Liquid Temp Range	-4°F to +248°F (Min. 32 °F for Domestic Water)
Ambient Temp Range	+32°F to +104 °F
Max System Pressure	232 PSI

Technical Data - Panel


Power Supply	208-230/460-3 or 575-3
Enclosure	NEMA 12 (3R Available Upon Request)
Standard	Meets UL 508A
Variable Frequency Drives	Danfoss FC-51: • 1 to 5 HP for 208-230/460v~3 Danfoss FC-101: • 7.5 to 20HP 208-230V~3 • 1 to 10HP 208-230-1 IN / 208-230-3 OUT • 15 to 20HP 460V~3 • 1 to 20HP 575V~3

Technical Data - PLC

User Interface	7" Diagonal Color LCD Touchscreen
Display Resolution	800 x 480 Pixels
Supply Voltage	24VDC
Max. Current Consumption	320mA@24V
Number of Analog Inputs	9
Number of Analog Outputs	2
Number of Digital Inputs	18
Number of Digital Outputs	17
Onboard Communications	Modbus Protocol (Optional Gateways for BACnet, LonWorks, and CANbus)
Ethernet Port	RJ45 port capable of transmitting data 10/100Mbps
Additional Ports	2.0 USB Port; Micro-SD Port

Motor Data

Power Supply	208-230, 460, 575-3
Motor Enclosure	Totally Enclosed Fan Cooled (TEFC)
Motor Efficiency	Nema Premium Efficiency - Meets NEMA 12-12 Rule
Enclosure Construction	Rolled Steel / Cast Iron
Motor Protection Index	IP54
Insulation Class	F



Submittal Data Sheet

Wilo CO-Helix - NSF 61/372 Pressure Boosting System

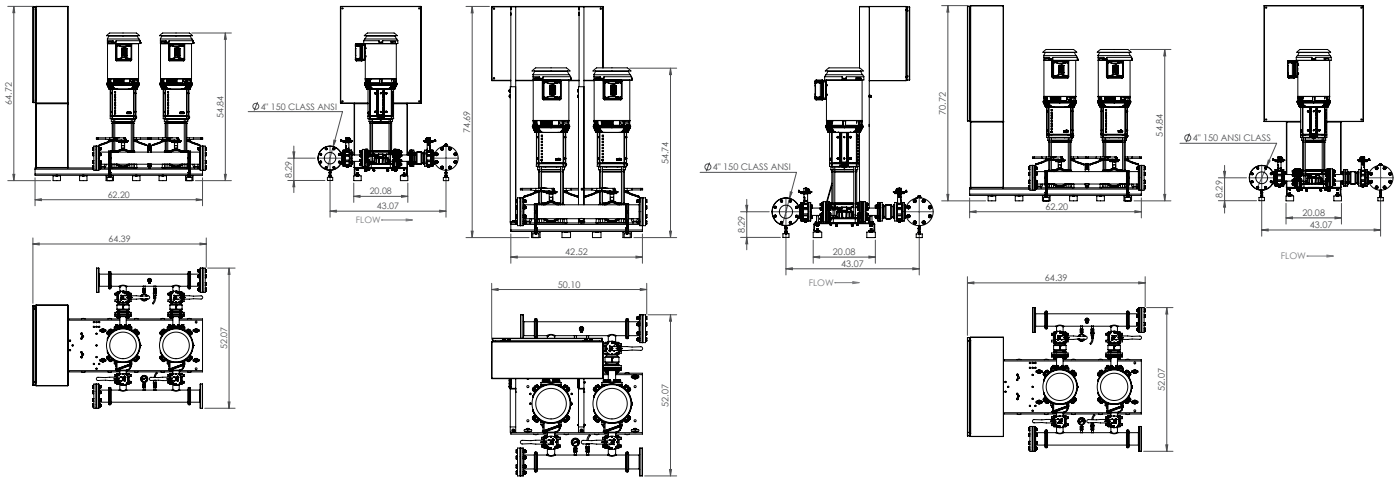


CO-2 HELIX V110-05/3-1/15/VCE

208-230V ~ 3

460V ~ 3

575V ~ 3



Special Note: All weights and dimensions are approximate and should not be used as exact rough-in dimensions

Dimensions and Weights

Model	Voltage (V)	Dimensions-inches				System Header Size	Suction / Discharge Pump Size (250# ANSI)	Gauge Tap Size	Transducer Tap Size	Hydronumatic Tank Valve on Manifold (Plugged)	Individual Pump Weight	Package Weight
		H (in)	W (in)	L (in)	Pump Weight (lbs)						Package Weight (lbs)	
CO-2 HELIX V110-05/3-1/15/VCE	208-230V	64-3/4	64-2/5	52	4" 150 Class ANSI	2"	1/4" FNPT	1/4" FNPT	3/4" MNPT x 3/4" FNPT	332	1183	
	460 V	75	50	52								
	575 V	70-3/4	64-2/5	52								

TEFC Motor Data (per motor)

Model	P2 (HP)	Phase (-)	Voltage (V)	Motor FLA (per pump) (A)	System FLA	Pmax (PSI)
CO-2 HELIX V110-05/3-1/15/VCE	15	3	208-230/460/575	38.5-34.8/17.4/13.8	83-77.4/37.8/32.4	232

Submittal Data Sheet

Wilo CO-Helix - NSF 61/372 Pressure Boosting System



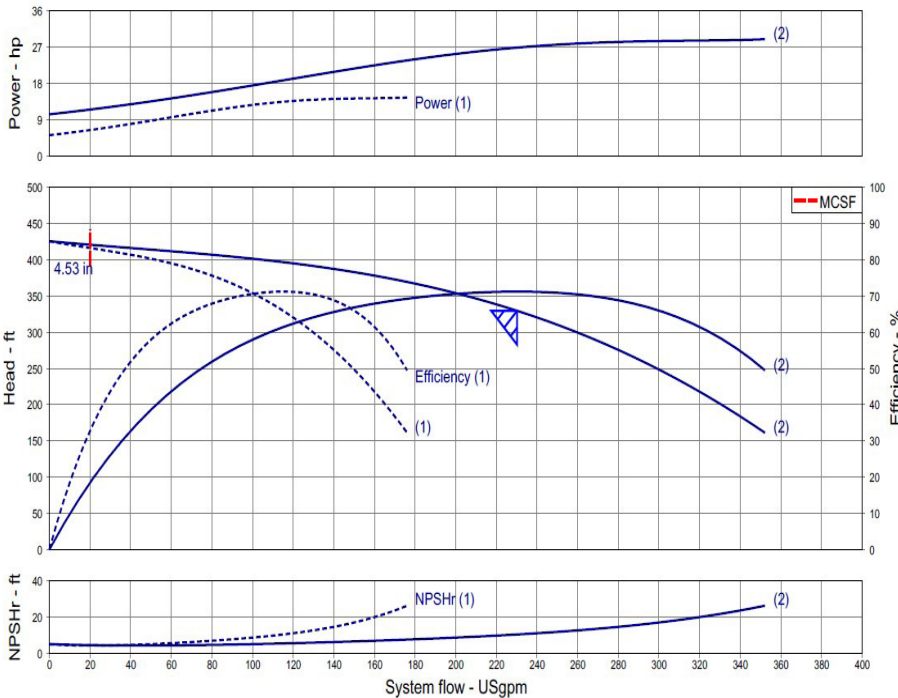
CO-2 HELIX V110-05-1/15/VCE



Project:	
Engineer:	
Contractor:	
Submitted By:	Date:
Approved By:	Date:

Tag #	Model #	Flow	BOOST PSI	Min. Inlet PSI	HP/Pump	Phase	Voltage	RPM
	CO-2 HELIX V110-05-1/15/VCE				15			3600

Article Number: 3310857 / 3310868 / 3310879



Applications

- Water Supply
- Pressure Boosting
- Agriculture
- Cooling Circuits
- Washing / Sprinkling Systems
- Condensate Return

Materials of Construction

Pump Volute	AISI304 stainless steel with ANSI flanges
Impeller	3D Laser-welded AISI 304 Stainless Steel
Shaft	AISI304, AISI318 LN, or AISI431 Stainless Steel
Elastomers	EPDM
Manifolds	304 SS with 150 Class ANSI Flanges
Isolation Valves	Cast Iron Wafer Butterfly, All Stainless Steel Wetted Components
Check Valves	Cast Iron Body with All Stainless Steel Wetted Components, Spring-loaded non-slam
Mechanical Seal	Cartridge Seal: Sleeve AISI316L / Spring Clips AISI304
Pressure Transducers	316 Stainless Steel
Pressure Gauges	304 Stainless Steel Housing with 316 Stainless Steel wetted parts
System Base	Steel (S235JR)
Vibration Isolators	Neoprene, Height Adjustable

Technical Data - Operational Ranges

Liquid Temp Range	-4°F to +248°F (Min. 32 °F for Domestic Water)
Ambient Temp Range	+32°F to +104 °F
Max System Pressure	232 PSI

Technical Data - Panel

Power Supply	208-230/460~3 or 575~3
Enclosure	NEMA 12 (3R Available Upon Request)
Standard	Meets UL 508A
Variable Frequency Drives	Danfoss FC-51: • 1 to 5 HP for 208-230/460v~3 Danfoss FC-101: • 7.5 to 20HP 208-230V~3 • 1 to 10HP 208-230~1 IN / 208-230~3 OUT • 15 to 20HP 460V~3 • 1 to 20HP 575V~3

Technical Data - PLC

User Interface	7" Diagonal Color LCD Touchscreen
Display Resolution	800 x 480 Pixels
Supply Voltage	24VDC
Max. Current Consumption	320mA@24V
Number of Analog Inputs	9
Number of Analog Outputs	2
Number of Digital Inputs	18
Number of Digital Outputs	17
Onboard Communications	Modbus Protocol (Optional Gateways for BACnet, LonWorks, and CANbus)
Ethernet Port	RJ45 port capable of transmitting data 10/100Mbps
Additional Ports	2.0 USB Port; Micro-SD Port

Motor Data

Power Supply	208-230, 460, 575~3
Motor Enclosure	Totally Enclosed Fan Cooled (TEFC)
Motor Efficiency	Nema Premium Efficiency - Meets NEMA 12-12 Rule
Enclosure Construction	Rolled Steel / Cast Iron
Motor Protection Index	IP54
Insulation Class	F

Approval Stamp

Submittal Data Sheet

Wilo CO-Helix - NSF 61/372 Pressure Boosting System

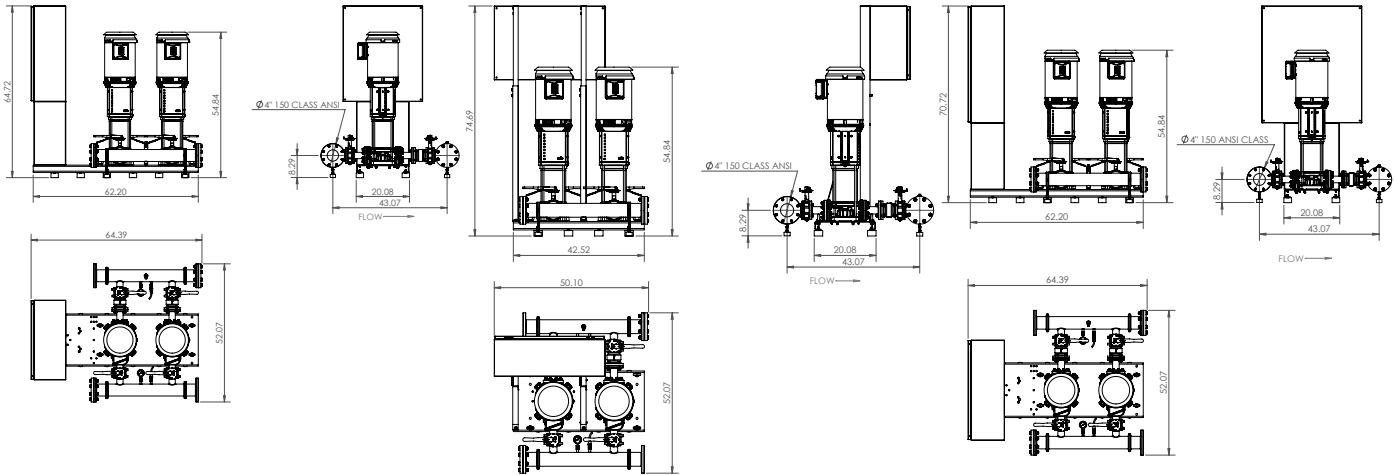


CO-2 HELIX V110-05-1/15/VCE

208-230V ~ 3

460V ~ 3

575V ~ 3



Special Note: All weights and dimensions are approximate and should not be used as exact rough-in dimensions

Dimensions and Weights

Model	Voltage (V)	Dimensions-inches				System Header Size	Suction / Discharge Pump Size (250# ANSI)	Gauge Tap Size	Transducer Tap Size	Hydrunomatic Tank Valve on Manifold (Plugged)	Individual Pump Weight	Package Weight
		H (in)	W (in)	L (in)	Pump Weight (lbs)						Package Weight (lbs)	
CO-2 HELIX V110-05-1/15/VCE	208-230V	64-3/4	64-2/5	52	4" 150 Class ANSI	2"	1/4" FNPT	1/4" FNPT	3/4" MNPT x 3/4" FNPT	325	1169	
	460 V	75	50	52								
	575 V	70-3/4	64-2/5	52								

TEFC Motor Data (per motor)


Model	P2 (HP)	Phase (-)	Voltage (V)	Motor FLA (per pump) (A)	System FLA	Pmax (PSI)
CO-2 HELIX V110-05-1/15/VCE	15	3	208-230/460/575	38.5-34.8/17.4/13.8	83-77.4/37.8/32.4	232

Submittal Data Sheet

Wilco CO-Helix - NSF 61/372 Pressure Boosting System



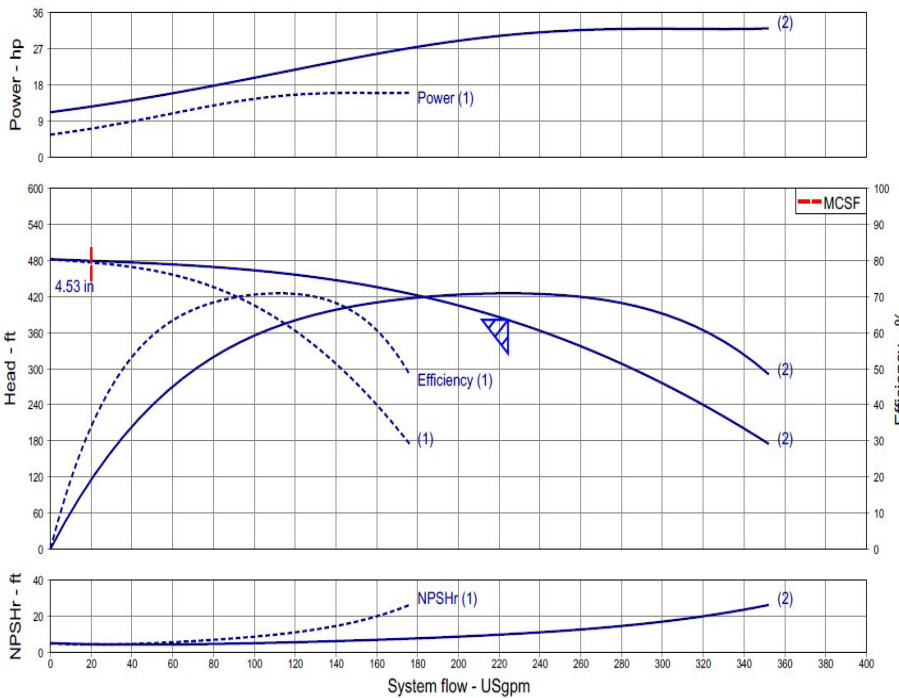
CO-2 HELIX V110-06/3-1/20/VCE



Project:	
Engineer:	
Contractor:	
Submitted By:	Date:
Approved By:	Date:

Tag #	Model #	Flow	BOOST PSI	Min. Inlet PSI	HP/Pump	Phase	Voltage	RPM
	CO-2 HELIX V110-06/3-1/20/VCE				20			3600

Article Number: 3310858 / 3310869 / 3310880



Applications

- Water Supply
- Pressure Boosting
- Agriculture
- Cooling Circuits
- Washing / Sprinkling Systems
- Condensate Return

Materials of Construction

Pump Volute	AISI304 stainless steel with ANSI flanges
Impeller	3D Laser-welded AISI 304 Stainless Steel
Shaft	AISI304, AISI318 LN, or AISI431 Stainless Steel
Elastomers	EPDM
Manifolds	304 SS with 150 Class ANSI Flanges
Isolation Valves	Cast Iron Wafer Butterfly, All Stainless Steel Wetted Components
Check Valves	Cast Iron Body with All Stainless Steel Wetted Components, Spring-loaded non-slam
Mechanical Seal	Cartridge Seal: Sleeve AISI316L / Spring Clips AISI304
Pressure Transducers	316 Stainless Steel
Pressure Gauges	304 Stainless Steel Housing with 316 Stainless Steel wetted parts
System Base	Steel (S235JR)
Vibration Isolators	Neoprene, Height Adjustable

Technical Data - Operational Ranges

Liquid Temp Range	-4°F to +248°F (Min. 32 °F for Domestic Water)
Ambient Temp Range	+32°F to +104 °F
Max System Pressure	232 PSI

Technical Data - Panel

Power Supply	208-230/460~3 or 575~3
Enclosure	NEMA 12 (3R Available Upon Request)
Standard	Meets UL 508A
Variable Frequency Drives	Danfoss FC-51: • 1 to 5 HP for 208-230/460v~3 Danfoss FC-101: • 7.5 to 20HP 208-230V~3 • 1 to 10HP 208-230~1 IN / 208-230~3 OUT • 15 to 20HP 460V~3 • 1 to 20HP 575V~3

Technical Data - PLC

User Interface	7" Diagonal Color LCD Touchscreen
Display Resolution	800 x 480 Pixels
Supply Voltage	24VDC
Max. Current Consumption	320mA@24V
Number of Analog Inputs	9
Number of Analog Outputs	2
Number of Digital Inputs	18
Number of Digital Outputs	17
Onboard Communications	Modbus Protocol (Optional Gateways for BACnet, LonWorks, and CANbus)
Ethernet Port	RJ45 port capable of transmitting data 10/100Mbps
Additional Ports	2.0 USB Port; Micro-SD Port

Motor Data

Power Supply	208-230, 460, 575~3
Motor Enclosure	Totally Enclosed Fan Cooled (TEFC)
Motor Efficiency	Nema Premium Efficiency - Meets NEMA 12-12 Rule
Enclosure Construction	Rolled Steel / Cast Iron
Motor Protection Index	IP54
Insulation Class	F

Approval Stamp

Submittal Data Sheet

Wilo CO-Helix - NSF 61/372 Pressure Boosting System

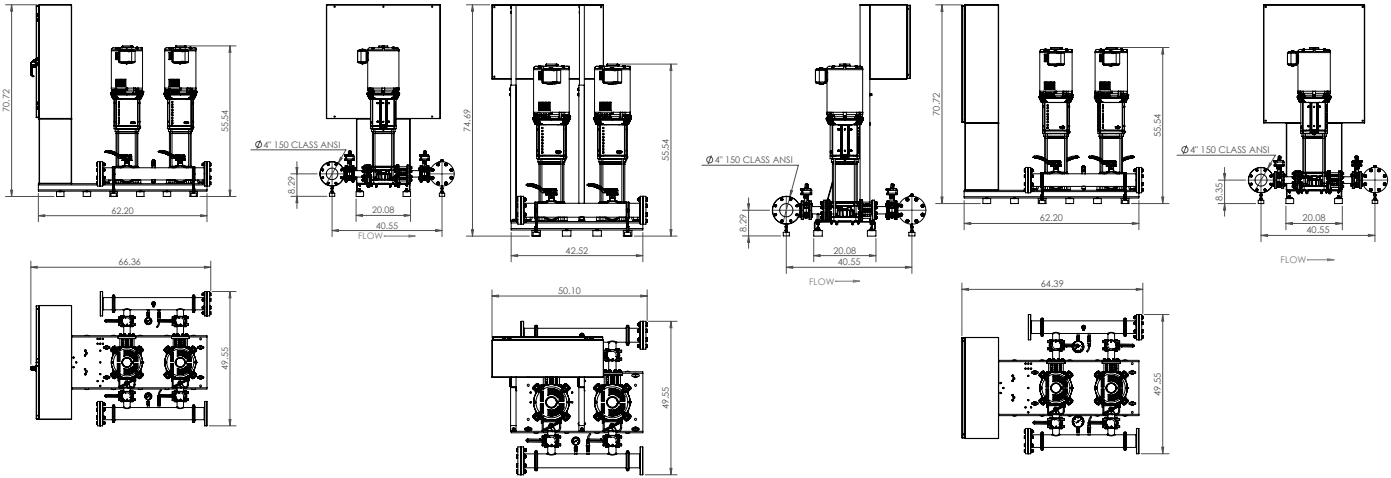


CO-2 HELIX V110-06/3-1/20/VCE

208-230V ~ 3

460V ~ 3

575V ~ 3



Special Note: All weights and dimensions are approximate and should not be used as exact rough-in dimensions

Dimensions and Weights

Model	Voltage (V)	Dimensions-inches				System Header Size	Suction / Discharge Pump Size (250# ANSI)	Gauge Tap Size	Transducer Tap Size	Hydrunomatic Tank Valve on Manifold (Plugged)	Individual Pump Weight		Package Weight
		H (in)	W (in)	L (in)	Pump Weight (lbs)						Package Weight (lbs)		
CO-2 HELIX V110-06/3-1/20/VCE	208-230V	70-3/4	64-2/5	49-1/2	4" 150 Class ANSI	2"	1/4" FNPT	1/4" FNPT	3/4" MNPT x 3/4" FNPT	375	1360		
	460 V	75	50	49-1/2									
	575 V	70-3/4	64-2/5	49-1/2									

TEFC Motor Data (per motor)


Model	P2 (HP)	Phase (-)	Voltage (V)	Motor FLA (per pump) (A)	System FLA	Pmax (PSI)
CO-2 HELIX V110-06/3-1/20/VCE	20	3	208-230/460/575	50-46/23/18.2	106.4/50.4/43.8	232

Submittal Data Sheet

Wilo CO-Helix – NSF 61/372 Pressure Boosting System



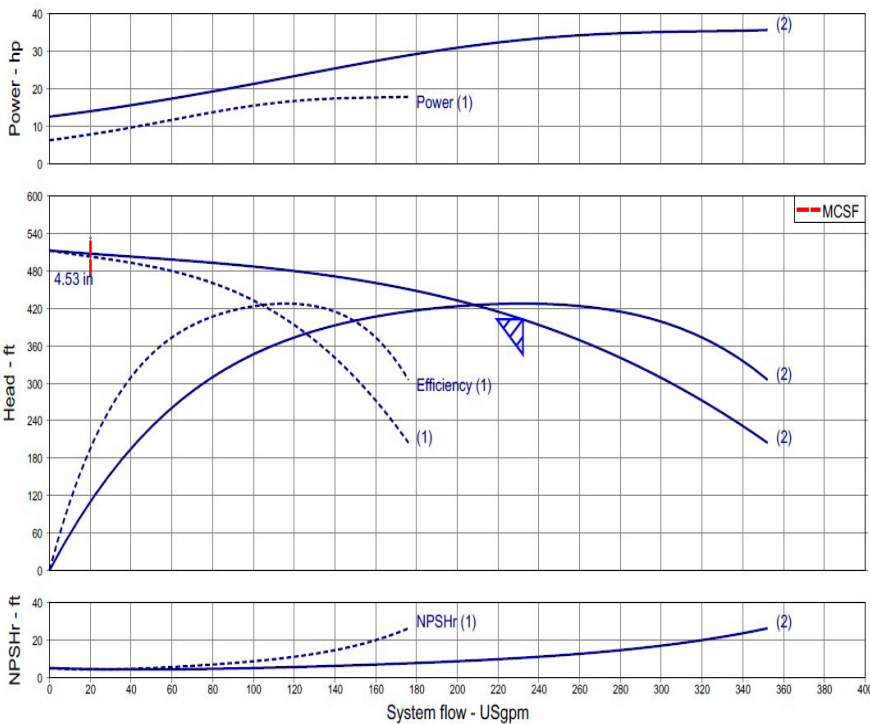
CO-2 HELIX V110-06-1/20/VCE



Project:	
Engineer:	
Contractor:	
Submitted By:	Date:
Approved By:	Date:

Tag #	Model #	Flow	BOOST PSI	Min. Inlet PSI	HP/Pump	Phase	Voltage	RPM
	CO-2 HELIX V110-06-1/20/VCE				20			3600

Article Number: 3310859 / 3310870 / 3310881



Applications

- Water Supply
- Pressure Boosting
- Agriculture
- Cooling Circuits
- Washing / Sprinkling Systems
- Condensate Return

Materials of Construction

Pump Volute	AISI304 stainless steel with ANSI flanges
Impeller	3D Laser-welded AISI 304 Stainless Steel
Shaft	AISI304, AISI318 LN, or AISI431 Stainless Steel
Elastomers	EPDM
Manifolds	304 SS with 150 Class ANSI Flanges
Isolation Valves	Cast Iron Wafer Butterfly, All Stainless Steel Wetted Components
Check Valves	Cast Iron Body with All Stainless Steel Wetted Components, Spring-loaded non-slam
Mechanical Seal	Cartridge Seal: Sleeve AISI316L / Spring Clips AISI304
Pressure Transducers	316 Stainless Steel
Pressure Gauges	304 Stainless Steel Housing with 316 Stainless Steel wetted parts
System Base	Steel (S235JR)
Vibration Isolators	Neoprene, Height Adjustable

Technical Data – Operational Ranges

Liquid Temp Range	-4°F to +248°F (Min. 32 °F for Domestic Water)
Ambient Temp Range	+32°F to +104 °F
Max System Pressure	232 PSI

Technical Data – Panel

Power Supply	208-230/460~3 or 575~3
Enclosure	NEMA 12 (3R Available Upon Request)
Standard	Meets UL 508A
Variable Frequency Drives	Danfoss FC-51: • 1 to 5 HP for 208-230/460v~3 Danfoss FC-101: • 7.5 to 20HP 208-230V~3 • 1 to 10HP 208-230-1 IN / 208-230-3 OUT • 15 to 20HP 460V~3 • 1 to 20HP 575V~3

Technical Data – PLC

User Interface	7" Diagonal Color LCD Touchscreen
Display Resolution	800 x 480 Pixels
Supply Voltage	24VDC
Max. Current Consumption	320mA@24V
Number of Analog Inputs	9
Number of Analog Outputs	2
Number of Digital Inputs	18
Number of Digital Outputs	17
Onboard Communications	Modbus Protocol (Optional Gateways for BACnet, LonWorks, and CANbus)
Ethernet Port	RJ45 port capable of transmitting data 10/100Mbps
Additional Ports	2.0 USB Port; Micro-SD Port

Motor Data

Power Supply	208-230, 460, 575-3
Motor Enclosure	Totally Enclosed Fan Cooled (TEFC)
Motor Efficiency	Nema Premium Efficiency – Meets NEMA 12-12 Rule
Enclosure Construction	Rolled Steel / Cast Iron
Motor Protection Index	IP54
Insulation Class	F

Approval Stamp

Submittal Data Sheet

Wilo CO-Helix - NSF 61/372 Pressure Boosting System

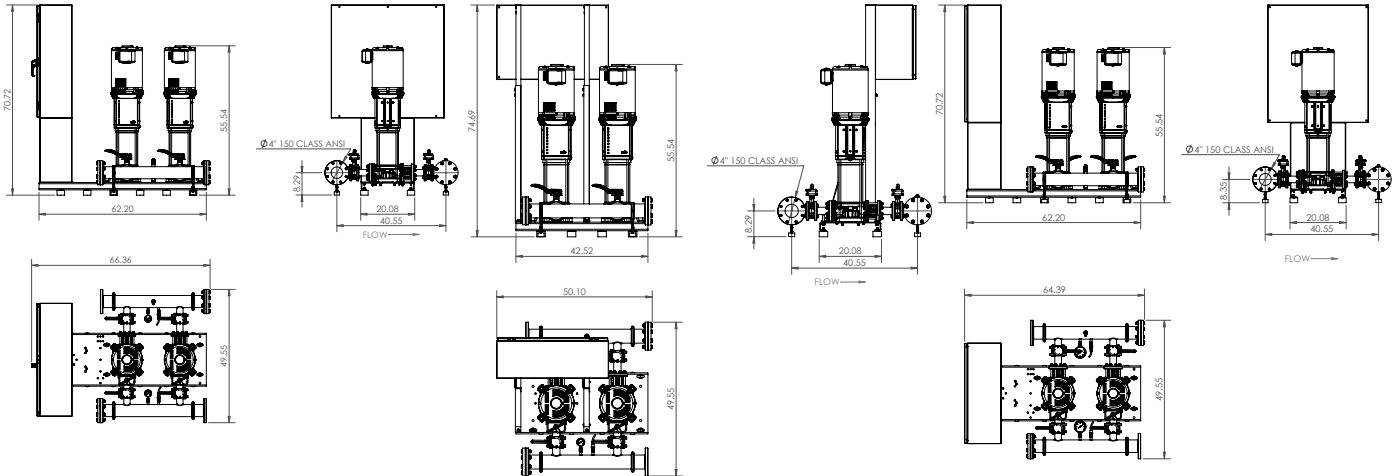


CO-2 HELIX V110-06-1/20/VCE

208-230V ~ 3

460V ~ 3

575V ~ 3



Special Note: All weights and dimensions are approximate and should not be used as exact rough-in dimensions

Dimensions and Weights

Model	Voltage (V)	H (in)	W (in)	L (in)	Dimensions-inches					Individual Pump Weight	Package Weight
					System Header Size	Suction / Discharge Pump Size (250# ANSI)	Gauge Tap Size	Transducer Tap Size	Hydrunumatic Tank Valve on Manifold (Plugged)	Pump Weight (lbs)	Package Weight (lbs)
CO-2 HELIX V110-06-1/20/VCE	208-230V	70-3/4	66-2/5	49-1/2	4" 150 Class ANSI	2"	1/4" FNPT	1/4" FNPT	3/4" MNPT x 3/4" FNPT	375	1360
	460 V	75	50	49-1/2							
	575 V	70-3/4	64-2/5	49-1/2							

TEFC Motor Data (per motor)


Model	P2 (HP)	Phase (-)	Voltage (V)	Motor FLA (per pump) (A)	System FLA	Pmax (PSI)
CO-2 HELIX V110-06-1/20/VCE	20	3	208-230/460/575	50-46/23/18.2	106.4/50.4/43.8	232

Submittal Data Sheet

Wilco CO-Helix - NSF 61/372 Pressure Boosting System



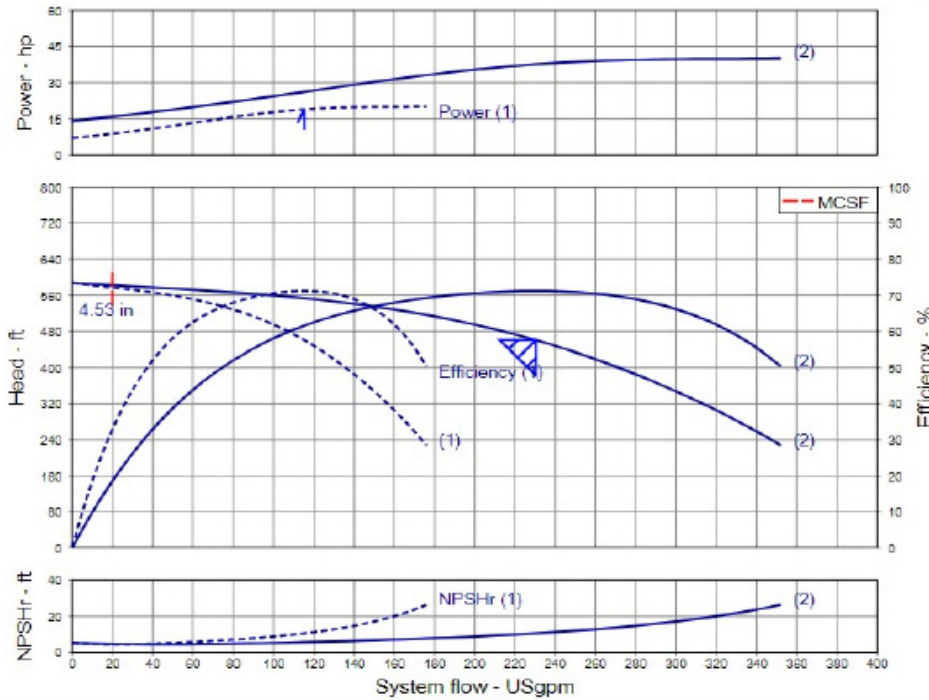
CO-2 HELIX V110-07/1-1/20/VCE



Project:	
Engineer:	
Contractor:	
Submitted By:	Date:
Approved By:	Date:

Tag #	Model #	Flow	BOOST PSI	Min. Inlet PSI	HP/Pump	Phase	Voltage	RPM
	CO-2 HELIX V110-07/1-1/20/VCE				20			3600

Article Number: 3310860 / 3310871 / 3310882



Applications

- Water Supply
- Pressure Boosting
- Agriculture
- Cooling Circuits
- Washing / Sprinkling Systems
- Condensate Return

Materials of Construction

Pump Volute	AISI304 stainless steel with ANSI flanges
Impeller	3D Laser welded AISI 304 Stainless Steel
Shaft	AISI304, AISI318 LN, or AISI431 Stainless Steel
Elastomers	EPDM
Manifolds	304 SS with 300 Class ANSI Flanges
Isolation Valves	Cast Iron Wafer Butterfly, All Stainless Steel Wetted Components
Check Valves	Cast Iron Body with All Stainless Steel Wetted Components, Spring-loaded non-slam
Mechanical Seal	Cartridge Seal: Sleeve AISI316L / Spring Clips AISI304
Pressure Transducers	316 Stainless Steel
Pressure Gauges	304 Stainless Steel Housing with 316 Stainless Steel wetted parts
System Base	Steel (S235JR)
Vibration Isolators	Neoprene, Height Adjustable

Technical Data - Operational Ranges

Liquid Temp Range	-4°F to +248°F (Min. 32 °F for Domestic Water)
Ambient Temp Range	+32°F to +104 °F
Max System Pressure	363 PSI

Technical Data - PLC

User Interface	7" Diagonal Color LCD Touchscreen
Display Resolution	800 x 480 Pixels
Supply Voltage	24VDC
Max. Current Consumption	320mA@24V
Number of Analog Inputs	9
Number of Analog Outputs	2
Number of Digital Inputs	18
Number of Digital Outputs	17
Onboard Communications	Modbus Protocol (Optional Gateways for BACnet, LonWorks, and CANbus)
Ethernet Port	RJ45 port capable of transmitting data 10/100Mbps
Additional Ports	2.0 USB Port; Micro-SD Port

Technical Data - Panel

Power Supply	208-230/460-3 or 575-3
Enclosure	NEMA 12 (3R Available Upon Request)
Standard	Meets UL 508A
Variable Frequency Drives	Danfoss FC-51: • 1 to 5 HP for 208-230/460v-3 Danfoss FC-101: • 7.5 to 20HP 208-230V-3 • 1 to 10HP 208-230-1 IN / 208-230-3 OUT • 15 to 20HP 460V-3 • 1 to 20HP 575V-3

Motor Data

Power Supply	208-230, 460, 575-3
Motor Enclosure	Totally Enclosed Fan Cooled (TEFC)
Motor Efficiency	Nema Premium Efficiency - Meets NEMA 12-12 Rule
Enclosure Construction	Rolled Steel / Cast Iron
Motor Protection Index	IP54
Insulation Class	F

Approval Stamp

Submittal Data Sheet

Wilo CO-Helix - NSF 61/372 Pressure Boosting System

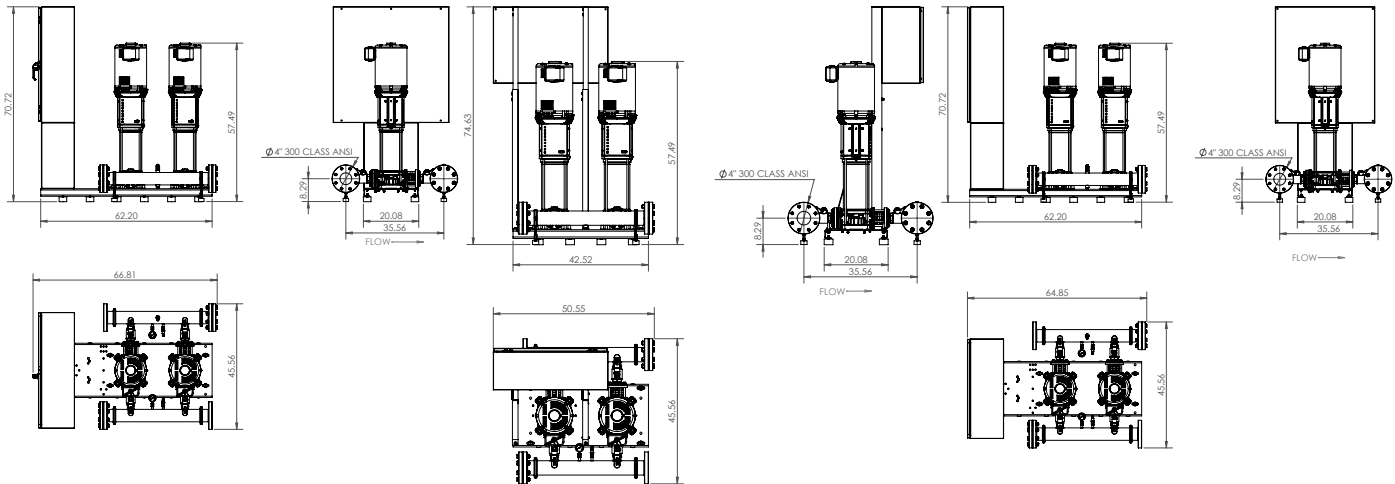


CO-2 HELIX V110-07/1-1/20/VCE

208-230V ~ 3

460V ~ 3

575V ~ 3



Special Note: All weights and dimensions are approximate and should not be used as exact rough-in dimensions

Dimensions and Weights

Model	Voltage (V)	Dimensions-inches				System Header Size	Suction / Discharge Pump Size (250# ANSI)	Gauge Tap Size	Transducer Tap Size	Hydronumatic Tank Valve on Manifold (Plugged)	Individual Pump Weight	Package Weight
		H (in)	W (in)	L (in)	Pump Weight (lbs)						Package Weight (lbs)	
CO-2 HELIX V110-07/1-1/20/VCE	208-230V	70-3/4	66-4/5	45-1/2	4\" 300 Class ANSI	2\"	1/4\" FNPT	1/4\" FNPT	3/4\" MNPT x 3/4\" FNPT	375	1360	
	460 V	75	50-1/2	45-1/2								
	575 V	70-3/4	64-4/5	45-1/2								

TEFC Motor Data (per motor)

Model	P2 (HP)	Phase (-)	Voltage (V)	Motor FLA (per pump) (A)	System FLA	Pmax (PSI)
CO-2 HELIX V110-07/1-1/20/VCE	20	3	208-230/460/575	50-46/23/18.2	106.4/50.4/43.8	363