Pioneering for You

*Building Services*

# Reference Price List 2022

## Heating, Air-Conditioning, Cooling, Water Supply, Drainage and Sewage

Pumps, Pump Systems and Components

**The article numbers are directly linked to the product information in the Wilo Online catalogue.**





# WILO WINS GERMAN SUSTAINABILITY AWARD 2021

**The Wilo Group has been awarded the renowned German Sustainability Award (Deutscher Nachhaltigkeitspreis, DNP) in the "Climate" transformation field. The German Sustainability Award honours companies for which sustainability is part of their business model. Sustainability is an integral part of the Wilo Group, Climate protection is part of Wilo's DNA. By 2025, for example, 100 million people are to have better access to clean water.**

WINNER

German Sustainability Award 2021

Pioneering for You

wilo

## Overview


| | |
|---|---|
| **General notes** | **12** |
| Price groups and supply availability | 12 |
| General notes and abbreviations | 13 |





| | |
|---|---|
| **Product range: Heating, air conditioning, cooling** | **19** |
| Heating, air conditioning, cooling | 19 |
| Domestic hot water | 173 |
| Systems | 187 |
| Accessories | 205 |
| Standard glandless circulators for non-EU markets | 271 |





| | |
|---|---|
| **Product range: Water supply** | **283** |
| Rainwater utilisation | 283 |
| Domestic water supply | 292 |
| Pressure boosting | 314 |
| Firefighting | 438 |
| Accessories | 477 |
| Raw water intake | 489 |





| | |
|---|---|
| **Product range: Drainage and sewage** | **529** |
| Dewatering/flood control | 529 |
| Wastewater collection and transport | 635 |
| Accessories | 690 |

| | |
|---|---|
| **Service/commissioning** | **703** |

## Heating, air conditioning, cooling


| Glandless premium smart-pumps/ high-efficiency pumps | | page 19 |
|---|---|---|
| Single pumps | Wilo-Stratos PICO | 19 |
| | Wilo-Yonos PICO | 21 |
| Twin-head pumps | Wilo-Yonos PICO-D | 23 |
| | Wilo-Yonos PICO1.0 | 24 |
| Single pumps | Wilo-Varios PICO-STG | 26 |
| Single pumps | Wilo-Yonos ECO...-BMS | 28 |
| | Wilo-Stratos MAXO | 29 |
| Twin-head pumps | Wilo-Stratos MAXO-D | 34 |
| Single pumps | Wilo-Yonos MAXO | 38 |
| Twin-head pumps | Wilo-Yonos MAXO-D | 40 |

| Standard glandless circulators for non-EU markets | | page 271 |
|---|---|---|
| Single pumps | Wilo-Star-RS | 272 |
| Twin-head pumps | Wilo-Star-RSD | 274 |
| Single pumps | Wilo-TOP-S | 275 |
| Twin-head pumps | Wilo-TOP-SD | 277 |
| Single pumps | Wilo-TOP-RL | 279 |
| | Wilo-Star-STG | 280 |

| Glanded high-efficiency pumps | | page 42 |
|---|---|---|
| Single pumps | Wilo-Stratos GIGA2.0-I | 42 |
| Twin-head pumps | Wilo-Stratos GIGA2.0-D | 46 |
| Single pumps | Wilo-Stratos GIGA | 50 |
| Twin-head pumps | Wilo-Stratos GIGA-D | 54 |
| Single pumps | Wilo-Stratos GIGA B | 59 |

| Glanded energy-saving pumps | | page 66 |
|---|---|---|
| Single pumps | Wilo-VeroLine-IP-E | 66 |
| Twin-head pumps | Wilo-VeroTwin-DP-E | 70 |
| Single pumps | Wilo-CronoLine-IL-E | 74 |
| Twin-head pumps | Wilo-CronoTwin-DL-E | 80 |
| Single pumps | Wilo-CronoBloc-BL-E | 87 |
| | Wilo-Yonos GIGA-N | 94 |

| Glanded standard pumps | | page 98 |
|---|---|---|
| Single pumps | Wilo-VeroLine-IPL | 98 |
| Twin-head pumps | Wilo-VeroTwin-DPL | 103 |
| Single pumps | Wilo-CronoLine-IL | 109 |
| Twin-head pumps | Wilo-CronoTwin-DL | 125 |

| Glanded special pumps | | page 133 |
|---|---|---|
| Single pumps | Wilo-VeroLine-IPH-W | 133 |
| | Wilo-VeroLine-IPH-O | 135 |


= ready for delivery, L = supply availability, C = approx. 2 weeks, K = approx. 4 weeks, AX = up to 16 weeks delivery time, please inquire for every order, A = on request, = please contact Wilo
Subject to change – all prices do not include VAT. Our General Terms of Delivery and Service apply (see www.wilo.com/legal) – valid from 01/01/2022.

## Heating, air conditioning, cooling


| Glanded monobloc pumps | | page 137 |
|---|---|---|
| Single pumps | Wilo-BAC | 137 |

| Glanded norm pumps | | page 139 |
|---|---|---|
| Single pumps | Wilo-Atmos GIGA-B | 139 |
| | Wilo-Atmos GIGA-N | 153 |
| | Wilo-CronoNorm-NLG | 169 |
| | Wilo-VeroNorm NPG | 170 |

| Glanded axially split case pumps | | page 171 |
|---|---|---|
| Single pumps | Wilo-SCP | 171 |
| | Wilo-Atmos TERA-SCH | 172 |


## Domestic hot water


| Glandless premium smart-pumps/ high-efficiency pumps | | page 173 |
|---|---|---|
| Single pumps | Wilo-Star-Z NOVA | 173 |
| | Wilo-Stratos PICO-Z | 175 |
| | Wilo-Stratoss MAXO-Z | 176 |
| | Wilo-Yonos MAXO-Z | 179 |

| Glandless standard pumps | | page 181 |
|---|---|---|
| Single pumps | Wilo-Star-Z | 181 |
| Twin-head pumps | Wilo-Star-ZD | 182 |
| Single pumps | Wilo-TOP-Z | 183 |

| Glanded special pumps | | page 186 |
|---|---|---|
| Single pumps | Wilo-VeroLine-IP-Z | 186 |


## Systems


| Systems | | page 187 |
|---|---|---|
| | Wilo-SiFlux | 187 |
| | Wilo-Plavis 011-C | 190 |
| | Wilo-Plavis 013-C | 204 |
| | Wilo-Plavis 015-C | 192 |
| | Wilo-SiClean | 193 |
| | Wilo-SiClean Comfort | 194 |
| | Wilo-WEH | 196 |
| | Wilo-WEV | 198 |
| | Wilo-Sinum Mono | 200 |
| | Wilo-Sinum Double | 202 |
| | Wilo-Carus automatic air vent | 204 |
| | Wilo-Voda Air & Dirt separators | 227 |
| | Wilo-Tagus degassing & top-up units | 229 |


= ready for delivery, L = supply availability, C = approx. 2 weeks, K = approx. 4 weeks, AX = up to 16 weeks delivery time, please inquire for every order, A = on request, = please contact Wilo
Subject to change – all prices do not include VAT. Our General Terms of Delivery and Service apply (see www.wilo.com/legal) – valid from 01/01/2022.

## Accessories


| | | |
|---|---|---|
| **Mechanical accessories** | | **page 205** |
| | Pipe assembly/installation/adapter fitting | 205 |
| | Wall fixation/installation on a base | 212 |
| | Thermal insulation | 224 |
| **Electrical accessories** | | **page 230** |
| Pump control | Wilo-CC-HVAC system | 230 |
| | Wilo-CCe-HVAC system | 233 |
| | Wilo-SCe-HVAC system | 237 |
| | Wilo-SC/SC-FC-HVAC system | 239 |
| | Wilo-EFC | 244 |
| | Wilo interface modules (IF modules Stratos, IF modules, CIF modules) | 247 |
| | Differential pressure measurement | 251 |
| | Motor protection | 257 |
| | Switching plug | 258 |
| **Service/Commissioning** | | |
| | Wilo modular concept (spare motors RMOT) | 259 |
| | Maintenance/Replacement | 259 |
| | Operating and service units | 704 |

## Rainwater utilisation

| | | |
|---|---|---|
| **Pump systems with system separation** | | **page 283** |
| | Wilo-RAIN1 | 283 |
| | Wilo-RAIN3 | 285 |
| | Wilo-RainSystem AF 150 | 287 |
| | Wilo-RainSystem AF 400 | 288 |
| **Accessories** | | |
| | Accessories rainwater utilisation | 290 |

## Domestic water supply

| | | |
|---|---|---|
| **Self-priming pumps and systems** | | **page 292** |
| | Wilo-Initial Jet | 292 |
| | Wilo-Initial Jet System | 293 |
| | Wilo-Jet WJ | 294 |
| | Wilo-Jet FWJ | 295 |
| | Wilo-Jet HWJ | 296 |
| | Wilo-HiMulti 3 | 297 |
| | Wilo-HiMulti 3 H | 299 |
| | Wilo-HiMulti 3 C | 301 |
| | Wilo-Isar BOOST5 | 303 |
| **Non self-priming pumps and systems** | | |
| | Wilo-HiPeri | 304 |
| | Wilo-EMHIL | 305 |
| | Wilo-Sub TWI 5/TWI 5-SE | 306 |
| | Wilo-Sub TWI 5-SE Plug & Pump | 308 |
| | Wilo-PB | 309 |
| | Wilo-Medana PE3 | 310 |
| **Accessories** | | |
| | Accessories domestic water supply | 311 |

## Pressure boosting


| | | |
|---|---|---|
| **Single pumps** | | **page 314** |
| | Wilo-Helix EXCEL | 314 |
| | Wilo-Helix VE | 318 |
| | Wilo-Helix V | 326 |
| | Wilo-Helix FIRST V | 342 |
| | Wilo-Multivert MVIE | 351 |
| | Wilo-Multivert MVI | 353 |
| | Wilo-Multivert MVISE | 356 |
| | Wilo-Multivert MVIS | 357 |
| | Wilo-Medana CV1-L | 359 |
| | Wilo-Economy MHIE | 362 |
| | Wilo-Medana CH1-L | 364 |
| | Wilo-Medana CH1-LC | 366 |
| | Wilo-Zeox FIRST H | 368 |
| | Wilo-Zeox FIRST V | 373 |
| **Accessories** | | |
| | Accessories high-pressure multistage centrifugal pumps | 375 |
| **Single-pump systems** | | **page 378** |
| speed-controlled | Wilo-SiBoost Smart 1 Helix VE | 378 |
| | Wilo-SiBoost Smart 1 MVISE | 381 |
| | Wilo-Comfort-Vario COR-1 MVIE...-GE | 383 |
| | Wilo-Comfort-Vario COR-1 MHIE...-GE | 385 |
| | Wilo-Comfort-Vario COR/T-1 Helix VE...-GE | 391 |
| with fixed speed | Wilo-Economy CO-1 Helix V.../EC | 389 |
| | Wilo-Economy CO/T-1 Helix V | 391 |
| | Wilo-Isar MODV1-1 | 393 |
| | Wilo-Isar MODH1-1 | 395 |
| **Multi-pump systems** | | **page 397** |
| speed-controlled | Wilo-SiBoost Smart Helix EXCEL | 397 |
| | Wilo-SiBoost Smart Helix VE | 399 |
| | Wilo-SiBoost Smart MVISE | 402 |
| | Wilo-Comfort COR Helix VE.../CCe | 404 |
| | Wilo-Comfort-Vario COR MVIE.../SCe | 407 |
| | Wilo-Comfort-Vario COR MHIE.../ECe | 409 |
| | Wilo-Comfort-Vario COR MHIE.../MS | 411 |
| with fixed speed or speed-controlled base-load pump | Wilo-SiBoost Smart (FC) Helix V | 413 |
| | Wilo-Comfort CO-/COR-Helix V.../CC | 418 |
| | Wilo-Economy CO-Helix V.../CE | 424 |
| with fixed speed | Wilo-Comfort CO-/COR-MVI.../CC | 427 |
| | Wilo-Comfort-N CO-/COR-MVIS.../CC | 430 |
| | Wilo-Isar MODH1-2/3 | 434 |
| | Wilo-COE-2 MHIL BC | 436 |


🚚 = ready for delivery, L = supply availability, C = approx. 2 weeks, K = approx. 4 weeks, AX = up to 16 weeks delivery time, please inquire for every order, A = on request, 📞 = please contact Wilo
Subject to change – all prices do not include VAT. Our General Terms of Delivery and Service apply (see www.wilo.com/legal) – valid from 01/01/2022.

| Firefighting | | page 438 |
|---|---|---|
| Fire-extinguishing systems | Wilo-FLA-1 | 438 |
| | Wilo-FLA-2 | 440 |
| | Wilo-FLA Compact-1 Helix V | 442 |
| | Wilo-FLA Compact-2 Helix V | 444 |
| | Wilo-SiFire EN | 446 |
| | Wilo-SiFire Easy | 458 |
| | Wilo-SiFire FIRST | 470 |
| | Wilo-EMU sprinkler pumps D..., K... and KM... | 476 |
| **Accessories** | | |
| | Accessories pressure-boosting systems | 477 |

**Raw water intake**

| Single pumps | | page 489 |
|---|---|---|
| | Wilo-Actun OPTI-MS | 489 |
| | Wilo-Actun OPTI-QS | 492 |
| | Wilo-Sub TWU 3 | 494 |
| | Wilo-Sub TWU 3 HS | 495 |
| | Wilo-Sub TWU 4 | 497 |
| | Wilo-Sub TWU 4-...-GT | 500 |
| | Wilo-Sub TWU 4-QC | 502 |
| | Wilo-Sub TWI 4 | 505 |
| | Wilo-Sub TWI 6 | 509 |
| | Wilo-Sub TWI 8 | 513 |
| | Wilo-Sub TWI 10 | 516 |
| **Systems** | | |
| | Wilo-Sub TWU 3 Plug & Pump | 517 |
| | Wilo-Sub TWU 4 Plug & Pump | 519 |
| **Accessories** | | |
| | Accessories submersible pumps TWU und TWI | 523 |

| | | |
|---|---|---|
| **Self-priming drainage pumps** | | **page 529** |
| | Wilo-Drain LP | 529 |
| | Wilo-Drain LPC | 531 |
| **Drainage pumps for hot water** | | **page 534** |
| | Wilo-Drain VC | 534 |
| | Wilo-Drain TMT | 536 |
| **Submersible drainage pumps** | | **page 538** |
| | Wilo-Drain TM/TMW/TMR 32 | 538 |
| | Wilo-Drain TS/TSW 32 | 540 |
| | Wilo-Drain TS 40 | 542 |
| | Wilo-Padus UNI | 545 |
| | Wilo-EMU KS | 548 |
| | Wilo-Padus PRO | 552 |
| **Submersible sewage pumps with macerator** | | **page 555** |
| | Wilo-Rexa CUT | 555 |
| | Wilo-Drain MTC | 562 |
| **Submersible sewage pumps** | | **page 569** |
| | Wilo-Rexa MINI3 | 569 |
| | Wilo-Rexa UNI | 572 |
| | Wilo-Rexa FIT | 581 |
| | Wilo-Rexa PRO | 594 |
| | Wilo-RexaBloc RE | 610 |
| | Wilo-EMU FA | 616 |
| | Wilo-Drain TP 80/TP 100 | 626 |

## Wastewater collection and transport


| | | |
|---|---|---|
| **Wastewater lifting units** | | **page 635** |
| | Wilo-HiDrainlift 3 | 635 |
| | Wilo-DrainLift Box | 637 |
| **Sewage lifting units** | | **page 639** |
| | Wilo-HiSewlift 3 | 639 |
| | Wilo-DrainLift SANI-S | 641 |
| | Wilo-DrainLift SANI-M | 643 |
| | Wilo-DrainLift SANI-L | 646 |
| | Wilo-DrainLift SANI-XL | 649 |
| | Wilo-DrainLift XXL | 652 |
| | Wilo-EMUport CORE | 654 |
| **Grease separator** | | **page 658** |
| | Wilo-Separator MONO | 658 |
| | Wilo-Separator MODU | 660 |
| | Wilo-Separator GEO | 662 |
| **Pumps stations** | | **page 664** |
| | Wilo-DrainLift WS 40/50 Basic | 664 |
| | Wilo-DrainLift WS 40-50 | 667 |
| | Wilo-Port 600 | 673 |
| | Wilo-Port 800 | 678 |
| | Wilo-DrainLift WS 1100 | 684 |
| **Accessories** | | **page 690** |
| | Electrical accessories | 690 |
| | Mechanical accessories | 696 |

| Price group key | |
|---|---|
| | **Description** |
| **PG1** | Small glandless circulators (screwed connection) |
| **PG2** | Large glandless circulators (screwed/flange connection) |
| **PG3** | Glanded pumps in inline and block design |
| **PG4** | Norm pumps |
| **PG5** | Pumps and system for domestic water supply and rainwater utilisation |
| **PG6** | High-pressure multistage centrifugal pumps and pressure-boosting systems, systems for rainwater utilisation, firefighting |
| **PG7** | Small wastewater/sewage pumps and lifting units |
| **PG8** | Large wastewater/sewage pumps and lifting units |
| **PG9** | Submersible mixers, recirculation pumps and ventilation systems |
| **PG10** | Glanded pumps with axially split pump housing |
| **PG11** | Vertical turbine pumps with submerged axial or semi-axial hydraulics |
| **PG12** | Process pumps |
| **PG13** | Fire-extinguishing systems |
| **PG14** | Accessories (mechanical/electrical), switching, tripping and control devices, pump management |
| **PG15** | Spare parts (except spare motors RMOT) |
| **PG16** | Service and commissioning, services |
| **PG17** | Wilo-Stratos MAXO |
| **PG18** | Other |

| Delivery key | |
|---|---|
| | **Description** |
| **L** | Normally available ex stock |
| **C** | Components in stock, order-specific production within approx. 2 weeks |
| **K** | Components in stock, order-specific production within approx. 4 weeks |
| **A** | Delivery time on request |
| ✆ | Price on request |

**This price list supersedes all previous price documentation which thus become invalid.**
All product illustrations of respective product series are only symbolic presentations.

**Article numbers in bold type**
These products were modified or are new.

| Abbreviations | |
|---|---|
| | **Description** |
| **1~** | Single-phase alternating current |
| **3~** | Three-phase current |
| **BACnet** | Internationally standardised, non-proprietary standard for data communication in building automation systems (ISO 16484-5). |
| **bIsf** | Blocking-current proof, no motor protection required |
| **CAN** | CAN (controller area network) – multi-master bus system in which several equal CAN devices can communicate via a 2-wire bus within very short cycle times. The Wilo-CAN bus includes the CANopen standard (EN 50325-4) which is independent of the supplier. |
| **IF** | Communication Interface |
| **DM** | Three-phase current motor, 3~, L1/L2/L3/PE |
| **DN** | Nominal diameter of the flange connection |
| **Δp** | Differential pressure |
| **Δp-c** | Control mode for constant differential pressure |
| **Δp-T** | Control mode for differential pressure control depending on the fluid temperature |
| **Δp-v** | Control mode for variable differential pressure |
| **ΔT** | Control mode for differential temperature |
| **EBM** | Individual run signal |
| **ECM technology** | Electronically commutated motor with innovative wet rotor encapsulation, newly developed glandless drive concept for high-efficiency pumps |
| **EEI** | Energy efficiency index (according to the ordinance (EU) 641/2009 and 622/2012 "Glandless Circulators" for the ErP Directive 2009/125/EC) |
| **EM** | AC motor, 1~, L/N/PE |
| **EnEV** | German Energy Savings Ordinance |
| **ErP** | applies to energy-related products. ErP Directive 2009/125/EC establishing a framework for the setting of environmentally-responsible requirements for energy-driven products. Formerly the Ecodesign Directive (EuP Directive 2005/32/EC). |
| **ESM** | Individual fault signal |
| **Ext. Off** | "Overriding Off" control input |
| **Ext. Min** | Control input "Overriding Min", e. g. for automatic setback operation |
| **FI** | Residual-current device |
| **BA** | Building automation |
| **GRD/GLRD** | Mechanical seal |
| **°dH** | Degree of German water hardness, unit formerly used to assess the water hardness. Is no longer used since the SI-unit mmol/l has been introduced. Conversion: 1 °dH = 0.1783 mmol/l |
| **H, Hmax** | Delivery head |
| **IF** | Interface |
| **Int. MS** | Internal motor protection: pumps with internal protection against unacceptably high winding temperature |
| **IR** | Infrared interface |
| **KDS** | Condenser |
| **KLF** | PTC thermistor sensor |
| **Cataphoretic coating** | Cathodic dip painting (cataphoretic coating): coat with high adhesive strength for long-lasting corrosion protection |
| **KTW** | Approval for products containing plastics, for use in drinking water applications |
| **LON** | Local operating network (open, standardised data bus system independent of any single manufacturer in LONWorks networks) |
| **MEI** | Minimum efficiency index (according to the ordinance (EU) 547/2012 "Water Pumps" for the ErP Directive 2009/125/EC) |
| **Modbus** | Communication protocol based on a master/slave architecture. Ethernet and RS485 are used as transfer media. Widespread in industrial and building automation applications. |
| **mmol/l** | Millimoles per litre; SI unit for the assessment of the water hardness (total hardness or concentration of alkaline earth ions) |
| **MOT** | Motor module (drive motor + impeller + terminal box/electronic module) for replacement |
| **P1** | Power consumption (power supplied from the network) |
| **P2** | Rated power (power delivered to the shaft from the motor) |
| **PELV** | Protective Extra Low Voltage; PELV (formerly "functional extra low voltage with safe isolation") provides extra protection from electric shock, as with SELV. The voltage is so low that electrical shock currents are not normally dangerous. However, unlike SELV, active parts and components of the equipment must be earthed and connected with the protective earth conductor. |
| **PLR** | Pump master computer, Wilo-specific data interface |

| Abbreviations | Description |
|---|---|
| **Q (=V̇)** | Volume flow |
| **RMOT** | Spare motor (drive motor + impeller + terminal box/electronic module) for replacement |
| **SELV** | Safety Extra Low Voltage; SELV (formerly “safety low voltage”) is a low electrical voltage that offers special protection against electric shocks compared to electric circuits with higher voltages due to its low voltage level and the insulation. The voltage is so low that electrical shock currents are not normally dangerous. |
| **SBM** | Run signal or collective run signal |
| **SSM** | Fault message or collective fault signal |
| **Control input, 0 - 10 V** | Analogue input for external control of functions |
| **TrinkwV 2001** | Regulations governing the quality of water for human consumption (German Drinking Water Ordinance – TrinkwV 2001) |
| **VDI 2035** | VDI guideline for the prevention of damage in hot-water heating systems |
| **Wilo-Control** | Building automation management with pumps and accessories |
| **WRAS** | Water Regulations Advisory Scheme (drinking water approval for Great Britain and Northern Ireland) |
| **WSK** | Thermal winding contacts (in the motor for monitoring the winding temperature, full motor protection due to additional tripping unit) |
| ▲ | Operating mode of double pumps: individual operation of the relevant duty pump |
| ▲+▲ | Operating mode of double pumps: parallel operation of both pumps |
| | Number of poles of electric motors: 2-pole motor = approx. 2900 rpm at 50 Hz |
| | Number of poles of electric motors: 4-pole motor = approx. 1450 rpm at 50 Hz |
| | Number of poles of electric motors: 6-pole motor = approx. 950 rpm at 50 Hz |

| Abbreviations | Description |
|---|---|
| **1.4021** | Chrome steel X20Cr13 |
| **1.4031** | Chrome steel X39Cr13 |
| **1.4034** | Chrome steel X46Cr13 |
| **1.4057** | Chrome steel X17CrNi16-2 |
| **1.4122** | Chrome steel X39CrMo17-1 |
| **1.4301** | Chrome-nickel steel X5CrNi18-10 |
| **1.4305** | Chrome-nickel steel X8CrNiS18-9 |
| **1.4306** | Chrome-nickel steel X2CrNi19-11 |
| **1.4307** | Chrome-nickel steel X2CrNi18-9 |
| **1.4401** | Chrome-nickel-molybdenum steel X5CrNiMo17-12-2 |
| **1.4408** | Chrome-nickel-molybdenum steel GX5CrNiMo19-11-2 |
| **1.4409** | Chrome-nickel-molybdenum steel X2CrNiMo19-11-2 |
| **1.4462** | Chrome-nickel-molybdenum steel X2CrNiMoN22-5-3 |
| **1.4541** | Chrome-nickel steel with titanium addition X6CrNiTi18-104 |
| **1.4542** | Chrome-nickel steel with copper and niobium additions X5CrNiCuNb16-4 |
| **1.4571** | Chrome-nickel steel with titanium addition X6CrNiMoTi17-12-2 |
| **Abrasite** | Chilled cast iron material for application in strongly abrasive fluids |
| **Al** | Light metal material (aluminium) |
| **Ceram** | Coating with very high adhesive strength for long-lasting corrosion protection |
| **Composite** | High-strength plastic material |
| **EN-GJL** | Cast iron with lamellar graphite, also referred to as grey cast iron. The use of grey cast iron in drinking water installations is governed by the Drinking Water Directive 98/83/EC and applicable recognised technical rules and standards! |
| **EN-GJS** | Cast iron with spheroidal graphite, also referred to as spheroidal cast iron. The use of spheroidal cast iron in drinking water installations is governed by the Drinking Water Directive 98/83/EC and applicable recognised technical rules and standards! |
| **G-CuSn10** | Zinc-free bronze |
| **GfK** | Fibreglass plastic |
| **GG** | See EN-GJL |

| Abbreviations | |
|---|---|
| | **Description** |
| **GJMW** | Special casting material: white malleable cast iron (previously known as GTW) |
| **GGG** | See EN-GJS |
| **Inox** | Stainless steel |
| **NiAl-Bz** | Nickel-aluminium-bronze |
| **PPO** | Trade name: Noryl, fibreglass-reinforced plastic |
| **PP-GF30** | Polypropylene, reinforced with 30 % fibreglass |
| **PUR** | Polyurethane |
| **RG** | Version in red brass |
| **SiC** | Silicon carbide |
| **St** | Steel |
| **V2A** | Material group, e.g. 1.4301, 1.4306 |
| **V4A** | Material group, e.g. 1.4404, 1.4571 |

**Wear and tear**
Pumps or parts of pumps are subject to wear in accordance with the current technical standards (DIN 31051/DIN-EN 13306). This wear may vary depending on the operating parameters (temperature, pressure, speed, water conditions) and the installation/usage situation and may result in the failure of the above products/components, including their electrical/electronic circuits, at different times.
Wear or wearing parts are all components subject to rotary or dynamic stress, including electronic components to which voltage is applied, including in particular:

- → Gasket (including mechanical seal), seal ring
- → Stuffing box
- → Bearings and shaft
- → Impellers and pump component
- → Impeller wear ring and neck ring
- → Casing wear ring/wear plate
- → Macerator
- → Condenser
- → Relay/contactor/switch
- → Electronic circuit, semiconductor components etc.

Pumps and continuous-flow machines (such as submersible mixers and recirculation pumps) and their coated components (cataphoretic, 2K or Ceram coating) are subject to constant wear due to the abrasive content of the fluids. For this reason the coating of these units is also counted as a wearing part!

We do not accept liability for faults or defects arising from natural wear and tear.

**Disposal**
Proper disposal and recycling of our products prevents damage to the environment and risks to personal health. Please also observe the installation and operating instructions. Further information about recycling at Wilo can be found at www.wilo.com/recycling

**Information on the dangers associated with permanent magnetic motors with high-efficiency pumps**
In the interior of the motors of the glanded and glandless pumps, a strong magnetic field is always present and can cause injury and material damage if dismantled incorrectly. The highly-magnetic components can cause fatal injury to people with medical implants during dismantling.
In principle, motor components should be disassembled only by authorized personnel.
It is vital that you follow the instructions and safety instructions in the installation and operating instructions for the respective pump.
In assembled condition, the rotor's magnetic field is guided in the motor's iron core. There is therefore no harmful magnetic field outside the machine.

**Notice**
In accordance with German Energy Saving Ordinance [Energieeinspar-Verordnung EnEV] as of the 1/2/2002 at a boiler output from 25 kW, heating pumps are to be equipped with switchgears for automatic performance control or electronically controlled pumps are to be installed.
In accordance with TrinkwV 2001 and DIN 50930-6, only circulators with corrosion-resistant pump housings made of stainless steel or red brass (CC 499K) are to be utilised in domestic hot water circulation systems.

**What does the EnEV 2014 regulate?**
The 2014 energy-saving regulation prescribes various constructional standard requirements for efficient energy demand in buildings. The regulation is, among other things, intended to contribute to achieving a virtually climate-neutral building stock by 2050.

Among other things it regulates the following:

- As of the 1/2/2002 at a boiler output from 25 kW, heating pumps are to be equipped with switchgears for automatic power control or electronically controlled pumps are to be installed.
- In central heating systems with more than 25 kW rated power, during installation and replacement the circulators of the heating circuits must be equipped so that electric power consumption is automatically adapted to the operationally-determined pumping requirements in at least three stages, provided this does not raise any safety-specific concerns for the boilers.
- The circulators in hot water systems must be equipped with automatic switching on/off.
- When heat distribution or warm water pipes/valves are installed or replaced in a building, they must be insulated in accordance with the EnEV requirements.

**What does the German Drinking Water Ordinance (TrinkwV) 2001 regulate?**
The TrinkwV 2001 is the regulation which governs the quality of water for human consumption.
Among other things, it regulates that
only circulators with corrosion-resistant pump housings made of stainless steel or red brass (CC 499K) are to be utilised in drinking water circulation systems.

**Pump replacement**
Detailed information on the subject of "Replacing heating pumps" can be found in the current Wilo replacement guide for heating pumps.

**Wilo – General Terms of Delivery and Service**
The latest version of our General Terms of Delivery and Service can be found on our website at www.wilo.com/legal

**Information on the ErP Directive**
The ErP Directive, or also the Ecodesign Directive, is an outline directive with basic requirements for the environmentally-friendly design of products. Specific regulations for product categories within the framework of this directive apply to devices such as circulators in glandless pumps, electric motors of glanded pumps and the glanded pumps themselves.

You can find all further information relating to the directive and its effects on glandless and glanded pumps on our Wilo website at www.wilo.com/erp-ready

| Symbols – fields of application | Name |
|---|---|
|  | Heating |
|  | Domestic hot water |
|  | Air conditioning |
|  | Rainwater |
|  | Raw water intake |
|  | Clean water treatment |
|  | Distribution and boosting |

| Symbols – fields of application | Name |
|---|---|
|  | Leisure |
|  | Irrigation |
|  | Firefighting |
|  | Dewatering and flood control |
|  | Wastewater collection and transport |
|  | Wastewater treatment |

| Logos – Certification/Function | Name |
|---|---|
|  | Smart Connect |
|  | Motor efficiency class IE3 |
|  | Motor efficiency class IE4 |
|  | Motor efficiency class IE5 |
|  | High efficiency drive |

| Logos – Certification/Function | Name |
|---|---|
|  | TÜV SÜD certification |
|  | Hydronic balancing |
|  | Sync function |
|  | Nexos Intelligence |

| Variant code | |
|---|---|
| | **Description** |
| **S1** | Q1Q1X4GG for water-glycol mixtures with the following compositions: Glycol proportion of 20 to 40 vol.% and an operating temperature of 40 °C to 120 °C or glycol proportion > 40 to 50 vol.% and an operating temperature of -20 °C to +120 °C |
| **S2** | AQ1VGG water-oil emulsions and water with oil components up to 90 °C |
| **H1** | EN-GJS-400-18-LT (formerly GGG 40.3) (spheroidal graphite cast iron or spheroidal cast iron) |
| **H4** | Combination flange PN 6/PN 10 for IPL; only for IPL 40, IPL 50 (1450 rpm), IPL 40, IPL 50, IPL 65 (2900 rpm) |
| **H5** | Max. operating pressure PN 16 (for IPL/DPL and IP_E/DP-E) |
| **N** | Version N with IEC standard motor (only IPL/DPL) |
| **K3** | Integrated PTC thermistor sensors (3 pcs., tripping units as accessories) |
| **L1** | Impeller made of red brass RG = G-CuSn10 |
| **L4** | Impeller made of stainless steel 1.4408 |
| **R1** | Electronically controlled pump without sensor (DPS) |

**Pump control**

When Wilo pumps are operated with control devices or module accessories, the electrical operating conditions are to be complied with in accordance with VDE 0160.
When operating glandless and glanded pumps with brands of frequency converters other than those supplied by Wilo, output filters for reducing motor noise and for preventing harmful voltage peaks are to be used and the following limit values are to be complied with:

- → Glandless pumps with P2 ≤ 2.2 kW and glanded pumps with P2 ≤ 1.1 kW, rate of voltage rise du/dt < 500 V/µs, voltage peaks û < 650 V. For glandless motors, sine filters (LC filters) are recommended for noise reduction instead of du/dt filters (RC filters).
- → Glanded pumps with P2 > 1.1 kW, rate of voltage rise du/dt < 500 V/µs, voltage peaks û < 850 V




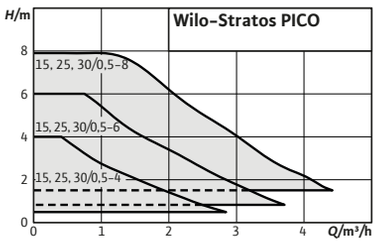


| Accessories | Page |
|---|---|
| Pipe installation/ screwed connection | 205 |
| Pipe installation/ adapter fitting | 207 |



## Wilo-Stratos PICO

### Construction
Glandless circulator with screwed connection, blocking-current proof EC motor and integrated electronic power control.

### Application
All hot-water heating systems, air-conditioning applications, industrial circulation systems.

### Scope of delivery
- → Pump
- → Thermal insulation
- → Wilo-Connector
- → Gaskets
- → Installation and operating instructions

### Options
- → Stratos PICO...N version with pump housing made of stainless steel for use in underfloor heating systems
- → Stratos PICO...130 version with short port-to-port length of 130 mm
- → Stratos PICO...BT version with Wilo-Smart Connect module BT in the scope of delivery

### Your advantages
- → Easy to operate thanks to setting assistant, large display and Green Button Technology
- → Maximum energy efficiency through the combination of EC motor technology, Dynamic Adapt plus and precise adjustment options
- → Optional: Operation with mobile devices via Bluetooth with the Wilo-Smart Connect module BT
- → High reliability due to self-protection routines such as automatic dry-running protection and automatic restart
- → Easy monitoring of the current flow, current delivery head, power consumption and consumed kilowatt hours
- → Simple electrical installation thanks to the Wilo-Connector

### Notice
TÜV SÜD certificate can be viewed at: www.wilo.com/legal

**Price group: PG1**

## Ordering information

| Type | Pump connection | Energy efficiency index (EEI) | Port-to-port length | Max. operating pressure | Mains connection | Gross weight, approx. | Pieces per pallet | Art. no. | | |
|---|---|---|---|---|---|---|---|---|---|---|
| | | | *L0* mm | *p* bar | | *m* kg | | | 🚚 | EUR |
| **Stratos PICO 15/0,5-4** | G 1 | ≤ 0.18 | 130 | 10 | 1~230 V, 50/60 Hz | 1.9 | 146 | 4244390 | L | **495.-** |
| **Stratos PICO 15/0,5-6** | G 1 | ≤ 0.18 | 130 | 10 | 1~230 V, 50/60 Hz | 1.9 | 146 | 4244391 | L | **571.-** |
| **Stratos PICO 15/0,5-8** | G 1½ | ≤ 0.23 | 130 | 10 | 1~230 V, 50/60 Hz | 2.1 | 146 | 4244392 | L | **615.-** |
| **Stratos PICO 25/0,5-4** | G 1½ | ≤ 0.18 | 180 | 10 | 1~230 V, 50/60 Hz | 2.2 | 146 | 4244393 | L | **427.-** |
| **Stratos PICO 25/0,5-4-130** | G 1½ | ≤ 0.18 | 130 | 10 | 1~230 V, 50/60 Hz | 2 | 146 | 4244394 | L | **427.-** |
| **Stratos PICO 25/0,5-4 BT** | G 1½ | ≤ 0.18 | 180 | 10 | 1~230 V, 50/60 Hz | 2.2 | 146 | 4244403 | L | **485.-** |
| **Stratos PICO 25/0,5-6** | G 1½ | ≤ 0.18 | 180 | 10 | 1~230 V, 50/60 Hz | 2.2 | 146 | 4244395 | L | **494.-** |
| **Stratos PICO 25/0,5-6-130** | G 1½ | ≤ 0.18 | 130 | 10 | 1~230 V, 50/60 Hz | 2 | 146 | 4244396 | L | **494.-** |
| **Stratos PICO 25/0,5-6-N** | G 1½ | ≤ 0.18 | 180 | 10 | 1~230 V, 50/60 Hz | 1.9 | 146 | 4244402 | L | **593.-** |
| **Stratos PICO 25/0,5-6 BT** | G 1½ | ≤ 0.18 | 180 | 10 | 1~230 V, 50/60 Hz | 2.2 | 146 | 4244404 | L | **561.-** |
| **Stratos PICO 25/0,5-8** | G 1½ | ≤ 0.23 | 180 | 10 | 1~230 V, 50/60 Hz | 2.4 | 146 | 4244397 | L | **679.-** |
| **Stratos PICO 25/0,5-8-130** | G 1½ | ≤ 0.23 | 130 | 10 | 1~230 V, 50/60 Hz | 2.2 | 146 | 4244398 | L | **679.-** |
| **Stratos PICO 30/0,5-4** | G 2 | ≤ 0.18 | 180 | 10 | 1~230 V, 50/60 Hz | 2.3 | 146 | 4244399 | L | **512.-** |
| **Stratos PICO 30/0,5-6** | G 2 | ≤ 0.18 | 180 | 10 | 1~230 V, 50/60 Hz | 2.3 | 146 | 4244400 | L | **591.-** |
| **Stratos PICO 30/0,5-8** | G 2 | ≤ 0.23 | 180 | 10 | 1~230 V, 50/60 Hz | 2.5 | 146 | 4244401 | L | **792.-** |

The benchmark for the most efficient circulators is EEI ≤ 0.20

## Accessories

| Type | Description | Art. no. | | Price group | |
|---|---|---|---|---|---|
| | | | 🚚 | | EUR |
| **Smart Connect module BT** | serves as a Bluetooth interface between the Wilo-Assistant app and the pump in order to be able to operate it, read out data or create commissioning reports using the Smart Connect function. | 4239241 | L | PG14 | **79.-** |
| **Angle plug** | Angle plug, angled to the left, with permanently attached (cast) 2 m connection cable | 4150229 | L | PG14 | **25.-** |
| **Wilo-Connector** | Wilo-Connector with 2 m connection cable and shockproof plug | 4200870 | L | PG14 | **27.-** |

🚚 = ready for delivery, L = supply availability, C = approx. 2 weeks, K = approx. 4 weeks, AX = up to 16 weeks delivery time, please inquire for every order, A = on request, 📞 = please contact Wilo
Subject to change – all prices do not include VAT. Our General Terms of Delivery and Service apply (see www.wilo.com/legal) – valid from 01/01/2022 in Germany.



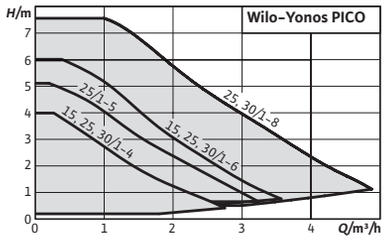


| Accessories | Page |
|---|---|
| Pipe installation/ screwed connection | 205 |
| Pipe installation/ adapter fitting | 207 |
| Thermal insulation | 224 |



## Wilo-Yonos PICO

### Construction
Glandless circulator with screwed connection, blocking-current proof EC motor and integrated electronic power control.

### Application
All hot-water heating systems, air-conditioning applications, industrial circulation systems.

### Scope of delivery
- → Pump
- → Wilo-Connector
- → Gaskets
- → Installation and operating instructions

### Your advantages
- → Maximum operating convenience owing to the Green Button Technology with new, intelligent settings, intuitive user interface and new functions
- → Optimised energy efficiency owing to EC motor technology, settings with an accuracy of 0.1 m and display of current power consumption and current flow
- → Quick and easy installation and smooth exchange owing to the new, optimised design
- → Easy maintenance and high degree of operational reliability due to automatically and manually triggered restart or pump venting function
- → Maximum operational reliability based on proven technology

**Price group: PG1**

**Ordering information**

| Type | Pump connection | Energy efficiency index (EEI) | Port-to-port length | Max. operating pressure | Mains connection | Gross weight, approx. | Pieces per pallet | Art. no. | | |
|---|---|---|---|---|---|---|---|---|---|---|
| | | | *L0* mm | *p* bar | | *m* kg | | | | EUR |
| **Yonos PICO 15/1-4** | G 1 | ≤ 0.18 | 130 | 10 | 1~230 V, 50/60 Hz | 1.8 | 198 | 4215511 | L | **402.–** |
| **Yonos PICO 15/1-6** | G 1 | ≤ 0.20 | 130 | 10 | 1~230 V, 50/60 Hz | 1.8 | 198 | 4215512 | L | **460.–** |
| **Yonos PICO 25/1-4** | G 1½ | ≤ 0.18 | 180 | 10 | 1~230 V, 50/60 Hz | 2 | 198 | 4215513 | L | **348.–** |
| **Yonos PICO 25/1-4-130** | G 1½ | ≤ 0.18 | 130 | 10 | 1~230 V, 50/60 Hz | 1.9 | 198 | 4215514 | L | **348.–** |

The benchmark for the most efficient circulators is EEI ≤ 0.20

= ready for delivery, L = supply availability, C = approx. 2 weeks, K = approx. 4 weeks, AX = up to 16 weeks delivery time, please inquire for every order, A = on request, = please contact Wilo
Subject to change – all prices do not include VAT. Our General Terms of Delivery and Service apply (see www.wilo.com/legal) – valid from 01/01/2022 in Germany.

**Price group: PG1**

## Ordering information

| Type | Pump connection | Energy efficiency index (EEI) | Port-to-port length | Max. operating pressure | Mains connection | Gross weight, approx. | Pieces per pallet | Art. no. | | |
|---|---|---|---|---|---|---|---|---|---|---|
| | | | *L0* mm | *p* bar | | *m* kg | | | 🚚 | EUR |
| **Yonos PICO 25/1-5-130** | G 1½ | ≤ 0.20 | 130 | 10 | 1~230 V, 50/60 Hz | 1.9 | 198 | 4215522 | L | **367.-** |
| **Yonos PICO 25/1-6** | G 1½ | ≤ 0.20 | 180 | 10 | 1~230 V, 50/60 Hz | 2 | 198 | 4215515 | L | **402.-** |
| **Yonos PICO 25/1-6-130** | G 1½ | ≤ 0.20 | 130 | 10 | 1~230 V, 50/60 Hz | 1.9 | 198 | 4215516 | L | **402.-** |
| **Yonos PICO 25/1-8** | G 1½ | ≤ 0.23 | 180 | 10 | 1~230 V, 50/60 Hz | 2.2 | 198 | 4215517 | L | **591.-** |
| **Yonos PICO 25/1-8-130** | G 1½ | ≤ 0.23 | 130 | 10 | 1~230 V, 50/60 Hz | 2.1 | 198 | 4215518 | L | **596.-** |
| **Yonos PICO 30/1-4** | G 2 | ≤ 0.18 | 180 | 10 | 1~230 V, 50/60 Hz | 2.2 | 198 | 4215519 | L | **419.-** |
| **Yonos PICO 30/1-6** | G 2 | ≤ 0.20 | 180 | 10 | 1~230 V, 50/60 Hz | 2.2 | 198 | 4215520 | L | **483.-** |
| **Yonos PICO 30/1-8** | G 2 | ≤ 0.23 | 180 | 10 | 1~230 V, 50/60 Hz | 2.4 | 198 | 4215521 | L | **709.-** |

The benchmark for the most efficient circulators is EEI ≤ 0.20

## Accessories

| Type | Description | Art. no. | | Price group | |
|---|---|---|---|---|---|
| | | | 🚚 | | EUR |
| **Angle plug** | Angle plug, angled to the left, with permanently attached (cast) 2 m connection cable | 4150229 | L | PG14 | **25.-** |
| **Wilo-Connector** | Wilo-Connector with 2 m connection cable and shockproof plug | 4200870 | L | PG14 | **27.-** |
| **Thermal insulation shell** | – | 4206066 | L | PG14 | **20.-** |



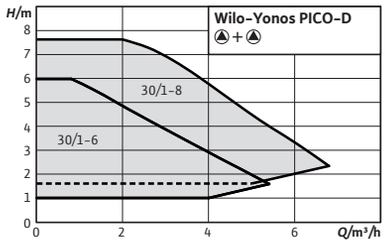


**Accessories** **Page**

Pipe installation/ screwed connection 205
Pipe installation/ adapter fitting 207



# Wilo-Yonos PICO-D

## Construction
Glandless twin-head circulator with screwed connection, blocking-current proof EC motor and integrated electronic power control.

## Application
All hot-water heating systems, air-conditioning applications, industrial circulation systems.

## Scope of delivery
- → Pump
- → Wilo-Connector
- → Gaskets
- → Installation and operating instructions

## Your advantages
- → LED display for adjusting the setpoint in 0.1 m increments, showing current power consumption and current flow
- → Electrical connection without tools using the Wilo-Connector
- → Unique pump venting function per pump
- → Twin-head pump for individual (Δp-c, Δp-v and constant speed) or parallel (Δp-c and constant speed) operation
- → Very high starting torque for reliable starting

**Price group: PG1**

**Ordering information**

| Type | Pump connection | Energy efficiency index (EEI) | Port-to-port length | Max. operating pressure | Mains connection | Gross weight, approx. | Pieces per pallet | Art. no. | | |
|---|---|---|---|---|---|---|---|---|---|---|
| | | | *L0* mm | *p* bar | | *m* kg | | | | EUR |
| **Yonos PICO-D 30/1-6** | G 2 | ≤ 0.20 | 180 | 10 | 1~230 V, 50/60 Hz | 4.9 | 40 | 4230948 | L | **1,127.-** |
| **Yonos PICO-D 30/1-8** | G 2 | ≤ 0.23 | 180 | 10 | 1~230 V, 50/60 Hz | 5.2 | 40 | 4230949 | L | **1,362.-** |

The benchmark for the most efficient circulators is EEI ≤ 0.20

**Accessories**

| Type | Description | Art. no. | | Price group | |
|---|---|---|---|---|---|
| | | | | | EUR |
| **Angle plug** | Angle plug, angled to the left, with permanently attached (cast) 2 m connection cable | 4150229 | L | PG14 | **25.-** |
| **Wilo-Connector** | Wilo-Connector with 2 m connection cable and shockproof plug | 4200870 | L | PG14 | **27.-** |

= ready for delivery, L = supply availability, C = approx. 2 weeks, K = approx. 4 weeks, AX = up to 16 weeks delivery time, please inquire for every order, A = on request, = please contact Wilo
Subject to change – all prices do not include VAT. Our General Terms of Delivery and Service apply (see www.wilo.com/legal) – valid from 01/01/2022 in Germany.




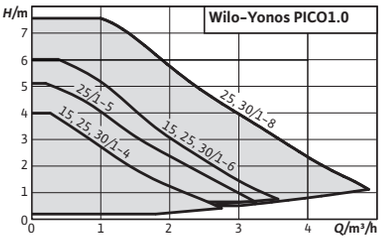


| Accessories | Page |
|---|---|
| Pipe installation/ screwed connection | 205 |
| Pipe installation/ adapter fitting | 207 |
| Thermal insulation | 224 |

# Wilo-Yonos PICO1.0

## Construction

Glandless circulator with screwed connection, blocking-current proof EC motor and integrated electronic power control.

## Application

All hot-water heating systems, air-conditioning applications, industrial circulation systems.

## Scope of delivery

- → Pump
- → Wilo-Connector
- → Gaskets
- → Installation and operating instructions

## Your advantages

- → Maximum operating convenience owing to the Green Button Technology with intuitive user interface
- → Optimised energy efficiency owing to EC motor technology, settings with an accuracy of 0.1 m and display of current power consumption
- → Quick and easy installation and smooth replacement owing to the new, optimised design
- → Easy maintenance and high degree of operational reliability due to automatically triggered protective restart or manual air venting function
- → Maximum operational reliability based on proven technology

**Price group: PG1**

**Ordering information**

| Type | Pump connection | Energy efficiency index (EEI) | Port-to-port length | Max. operating pressure | Mains connection | Gross weight, approx. | Pieces per pallet | Art. no. | | |
|---|---|---|---|---|---|---|---|---|---|---|
| | | | *L0* mm | *p* bar | | *m* kg | | | | EUR |
| **Yonos PICO1.0 15/1-4** | G 1 | ≤ 0.20 | 130 | 10 | 1~230 V, 50/60 Hz | 1.8 | 198 | 4248080 | L | **402.–** |
| **Yonos PICO1.0 15/1-6** | G 1 | ≤ 0.20 | 130 | 10 | 1~230 V, 50/60 Hz | 1.8 | 198 | 4248081 | L | **460.–** |
| **Yonos PICO1.0 25/1-4** | G 1½ | ≤ 0.20 | 180 | 10 | 1~230 V, 50/60 Hz | 2 | 198 | 4248082 | L | **348.–** |
| **Yonos PICO1.0 25/1-4-130** | G 1½ | ≤ 0.20 | 130 | 10 | 1~230 V, 50/60 Hz | 1.9 | 198 | 4248083 | L | **348.–** |
| **Yonos PICO1.0 25/1-5-130** | G 1½ | ≤ 0.20 | 130 | 10 | 1~230 V, 50/60 Hz | 1.9 | 198 | 4248092 | L | **367.–** |

The benchmark for the most efficient circulators is EEI ≤ 0.20

= ready for delivery, L = supply availability, C = approx. 2 weeks, K = approx. 4 weeks, AX = up to 16 weeks delivery time, please inquire for every order, A = on request, = please contact Wilo
Subject to change – all prices do not include VAT. Our General Terms of Delivery and Service apply (see www.wilo.com/legal) – valid from 01/01/2022 in Germany.

**Price group: PG1**

## Ordering information

| Type | Pump connection | Energy efficiency index (EEI) | Port-to-port length | Max. operating pressure | Mains connection | Gross weight, approx. | Pieces per pallet | Art. no. | | |
|---|---|---|---|---|---|---|---|---|---|---|
| | | | *L0* mm | *p* bar | | *m* kg | | | 🚚 | EUR |
| **Yonos PICO1.0 25/1-6** | G 1½ | ≤ 0.20 | 180 | 10 | 1~230 V, 50/60 Hz | 2 | 198 | 4248084 | L | **402.–** |
| **Yonos PICO1.0 25/1-6-130** | G 1½ | ≤ 0.20 | 130 | 10 | 1~230 V, 50/60 Hz | 1.9 | 198 | 4248085 | L | **402.–** |
| **Yonos PICO1.0 25/1-8** | G 1½ | ≤ 0.23 | 180 | 10 | 1~230 V, 50/60 Hz | 2.2 | 198 | 4248086 | L | **591.–** |
| **Yonos PICO1.0 25/1-8-130** | G 1½ | ≤ 0.23 | 130 | 10 | 1~230 V, 50/60 Hz | 2.1 | 198 | 4248087 | L | **596.–** |
| **Yonos PICO1.0 30/1-4** | G 2 | ≤ 0.20 | 180 | 10 | 1~230 V, 50/60 Hz | 2.2 | 198 | 4248088 | L | **419.–** |
| **Yonos PICO1.0 30/1-6** | G 2 | ≤ 0.20 | 180 | 10 | 1~230 V, 50/60 Hz | 2.2 | 198 | 4248089 | L | **483.–** |
| **Yonos PICO1.0 30/1-8** | G 2 | ≤ 0.23 | 180 | 10 | 1~230 V, 50/60 Hz | 2.4 | 198 | 4248091 | L | **709.–** |

The benchmark for the most efficient circulators is EEI ≤ 0.20

## Accessories

| Type | Description | Art. no. | | Price group | |
|---|---|---|---|---|---|
| | | | 🚚 | | EUR |
| **Angle plug** | Angle plug, angled to the left, with permanently attached (cast) 2 m connection cable | 4150229 | L | PG14 | **25.–** |
| **Wilo-Connector** | Wilo-Connector with 2 m connection cable and shockproof plug | 4200870 | L | PG14 | **27.–** |
| **Thermal insulation shell** | – | 4206066 | L | PG14 | **20.–** |



🚚 = ready for delivery, L = supply availability, C = approx. 2 weeks, K = approx. 4 weeks, AX = up to 16 weeks delivery time, please inquire for every order, A = on request, 📞 = please contact Wilo
Subject to change – all prices do not include VAT. Our General Terms of Delivery and Service apply (see www.wilo.com/legal) – valid from 01/01/2022 in Germany.



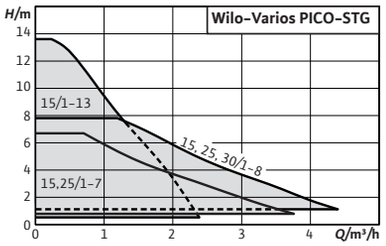


| Accessories | Page |
|---|---|
| Pipe installation/ screwed connection | 205 |
| Pipe installation/ adapter fitting | 207 |
| Thermal insulation | 224 |

## Wilo-Varios PICO-STG

### Construction
Glandless circulator with screwed connection, blocking-current proof EC motor and integrated electronic power control.

### Application
All hot-water heating systems, air-conditioning applications, industrial circulation systems, primary circuits of solar and geothermal systems.

### Scope of delivery
- → Pump
- → Cable with 3-pole pump plug and Wilo-Connector connection
- → Wilo-Connector
- → Gaskets
- → Installation and operating instructions

### Your advantages
- → The most compatible replacement solution for all applications, including solar and geothermal energy, thanks to compact design, innovative control modes (such as iPWM) and the Sync assistant in the Wilo-Assistant app
- → Maximum operating convenience thanks to its LED display and Green Button Technology featuring a button for control mode and a button for setting the pump
- → Easy installation owing to a compact design, adjustable electrical connections and maintenance functions such as venting
- → Maximum operational reliability based on proven technology

### Notice
Bidirectional iPWM control cable is not included in the scope of delivery – only available as an accessory

**Price group: PG1**

**Ordering information**

| Type | Pump connection | Energy efficiency index (EEI) | Port-to-port length | Max. operating pressure | Mains connection | Gross weight, approx. | Pieces per pallet | Art. no. | | |
|---|---|---|---|---|---|---|---|---|---|---|
| | | | *L0* mm | *p* bar | | *m* kg | | | | EUR |
| **Varios PICO-STG 15/1-7** | G 1 | ≤ 0.20 | 130 | 10 | 1~230 V, 50/60 Hz | 1.8 | 198 | 4215540 | L | **657.-** |
| **Varios PICO-STG 15/1-8** | G 1 | ≤ 0.23 | 130 | 10 | 1~230 V, 50/60 Hz | 2 | 198 | 4232742 | L | **726.-** |
| **Varios PICO-STG 15/1-13** | G 1 | ≤ 0.23 | 130 | 10 | 1~230 V, 50/60 Hz | 2 | 198 | 4232746 | L | **759.-** |

The benchmark for the most efficient circulators is EEI ≤ 0.20

Subject to change – all prices do not include VAT. Our General Terms of Delivery and Service apply (see www.wilo.com/legal) – valid from 01/01/2022 in Germany.
= ready for delivery, L = supply availability, C = approx. 2 weeks, K = approx. 4 weeks, AX = up to 16 weeks delivery time, please inquire for every order, A = on request, = please contact Wilo

**Price group: PG1**

## Ordering information

| Type | Pump connection | Energy efficiency index (EEI) | Port-to-port length | Max. operating pressure | Mains connection | Gross weight, approx. | Pieces per pallet | Art. no. | | |
|---|---|---|---|---|---|---|---|---|---|---|
| | | | *L0* mm | *p* bar | | *m* kg | | | 🚚 | EUR |
| **Varios PICO-STG 15/1-13-180** | G 1 | ≤ 0.23 | 180 | 10 | 1~230 V, 50/60 Hz | 2.1 | 198 | 4232747 | L | **777.–** |
| **Varios PICO-STG 25/1-7** | G 1½ | ≤ 0.20 | 180 | 10 | 1~230 V, 50/60 Hz | 2.1 | 198 | 4215542 | L | **604.–** |
| **Varios PICO-STG 25/1-7-130** | G 1½ | ≤ 0.20 | 130 | 10 | 1~230 V, 50/60 Hz | 1.9 | 198 | 4215541 | L | **606.–** |
| **Varios PICO-STG 25/1-8** | G 1½ | ≤ 0.23 | 180 | 10 | 1~230 V, 50/60 Hz | 2.2 | 198 | 4232743 | L | **658.–** |
| **Varios PICO-STG 25/1-8-130** | G 1½ | ≤ 0.23 | 130 | 10 | 1~230 V, 50/60 Hz | 2 | 198 | 4232744 | L | **658.–** |
| **Varios PICO-STG 30/1-8** | G 2 | ≤ 0.23 | 180 | 10 | 1~230 V, 50/60 Hz | 2.4 | 198 | 4232745 | L | **744.–** |

The benchmark for the most efficient circulators is EEI ≤ 0.20

## Accessories

| Type | Description | Art. no. | | Price group | |
|---|---|---|---|---|---|
| | | | 🚚 | | EUR |
| **Angle plug** | Angle plug, angled to the left, with permanently attached (cast) 2 m connection cable | 4150229 | L | PG14 | **25.–** |
| **Wilo-Connector** | Wilo-Connector with 2 m connection cable and shockproof plug | 4200870 | L | PG14 | **27.–** |
| **Bidirectional iPWM control cable** | Bidirectional control cable for connection to the iPWM interface of the pump.<br>3-wire cable, length 1 m, with plug and bare cable end with ferrules. | 4222049 | L | PG14 | 📞 |



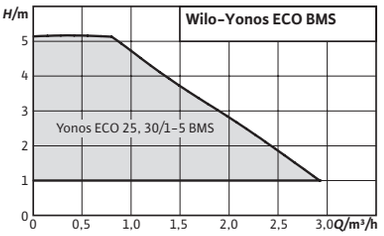


| Accessories | Page |
|---|---|
| Pipe installation/ screwed connection | 205 |
| Pipe installation/ adapter fitting | 207 |

## Wilo-Yonos ECO...-BMS

### Construction
Glandless circulator with threaded connection, EC motor with automatic power adjustment.

### Application
Hot-water heating systems of all kinds, air-conditioning systems, closed cooling circuits, industrial circulation systems

### Scope of delivery
- → Pump
- → Thermal insulation
- → Wilo-Connector
- → Control cable
- → Gaskets
- → Installation and operating instructions

### Your advantages
- → Potential-free collective fault signal contact (SSM) for connection to external monitoring units (e.g. building automation) and control input 0-10 V
- → Control cable (4-wire, 1.5 m) for SSM connection and 0-10 V
- → Wilo-Connector
- → Thermal insulation as standard
- → Pump housing with cataphoretic (KTL) coating protects against corrosion due to condensation formation

**Price group: PG2**

**Ordering information**

| Type | Pump connection | Energy efficiency index (EEI) | Port-to-port length | Max. operating pressure | Mains connection | Gross weight, approx. | Pieces per pallet | Art. no. | | |
|---|---|---|---|---|---|---|---|---|---|---|
| | | | *L0* mm | *p* bar | | *m* kg | | | | EUR |
| **Yonos ECO 25/1-5 BMS** | G 1½ | ≤ 0.20 | 180 | 10 | 1~230 V, 50/60 Hz | 3 | 96 | 2150700 | L | **850.-** |
| **Yonos ECO 30/1-5 BMS** | G 2 | ≤ 0.20 | 180 | 10 | 1~230 V, 50/60 Hz | 3 | 96 | 2150701 | L | **877.-** |

The benchmark for the most efficient circulators is EEI ≤ 0.20

**Accessories**

| Type | Description | Art. no. | | Price group | |
|---|---|---|---|---|---|
| | | | | | EUR |
| **Angle plug** | Angle plug, angled to the left, with permanently attached (cast) 2 m connection cable | 4150229 | L | PG14 | **25.-** |
| **Wilo-Connector** | Wilo-Connector with 2 m connection cable and shockproof plug | 4200870 | L | PG14 | **27.-** |

= ready for delivery, L = supply availability, C = approx. 2 weeks, K = approx. 4 weeks, AX = up to 16 weeks delivery time, please inquire for every order, A = on request, = please contact Wilo
Subject to change – all prices do not include VAT. Our General Terms of Delivery and Service apply (see www.wilo.com/legal) – valid from 01/01/2022 in Germany.



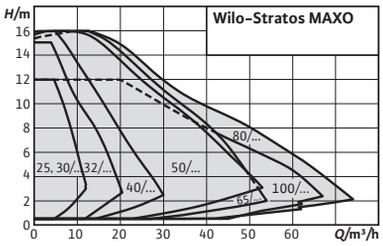


| Accessories | Page |
|---|---|
| Pipe installation/ screwed connection | 205 |
| Pipe installation/ counter flange | 206 |
| Pipe installation/ adapter fitting | 207 |
| Pump control/CIF module | 249 |
| Cold water insulation | 226 |



## Wilo-Stratos MAXO

### Construction
Smart glandless circulator with screwed connection or flange connection, EC motor with integrated electronic power adjustment.

### Application
Hot-water heating systems of all kinds, air-conditioning systems, closed cooling circuits, industrial circulation systems.

### Scope of delivery
- → Pump
- → Optimised Wilo-Connector
- → 2x threaded cable connection M16 x 1.5
- → Washers for flange screws (for nominal connection diameters DN 32 – DN 65)
- → Gaskets for threaded connection
- → Thermal insulation
- → Installation and operating instructions

### Options
- → Special versions for operating pressure PN 16
- → Version R7: without temperature sensor

### Notice
TÜV SÜD certificate can be viewed at: www.wilo.com/en/Legal.html

### Your advantages
- → Various options for integration into the building management system
- → Intuitive operation by application-guided settings with the Setup Guide plus the combination of a display and operating button using Green Button Technology.
- → Maximum energy efficiency thanks to the combination of optimised and innovative energy-saving functions (e.g. No-Flow Stop).
- → Optimum system efficiency thanks to new and innovative intelligent control functions such as Dynamic Adapt plus, Multi-Flow Adaptation, T-const. and ΔT-const.
- → State-of-the-art communication interfaces (e.g. Bluetooth) for connection to mobile devices, including direct pump networking for multi-pump control via the Wilo Net.
- → Maximum convenience for electric installation with the spacious and clearly arranged terminal room and optimised Wilo-Connector.

**Price group: PG17**

**Ordering information with screwed connection**

| Type | Pump connection | Energy efficiency index (EEI) | Port-to-port length | Max. operating pressure | Gross weight, approx. | Art. no. | | |
|---|---|---|---|---|---|---|---|---|
| | | | *L0* mm | *p* bar | *m* kg | | | EUR |
| **Stratos MAXO 25/0,5-4 PN10** | G 1½ | ≤ 0.18 | 180 | 10 | 8.3 | 2164567 | L | **928.–** |
| **Stratos MAXO 25/0,5-4 PN10-R7** | G 1½ | ≤ 0.18 | 180 | 10 | 8.3 | 2217892 | L | **900.–** |
| **Stratos MAXO 25/0,5-6 PN10** | G 1½ | ≤ 0.18 | 180 | 10 | 8.3 | 2164568 | L | **1,143.–** |
| **Stratos MAXO 25/0,5-6 PN10-R7** | G 1½ | ≤ 0.18 | 180 | 10 | 8.3 | 2217893 | L | **1,115.–** |
| **Stratos MAXO 25/0,5-8 PN10** | G 1½ | ≤ 0.19 | 180 | 10 | 8.3 | 2164569 | L | **1,274.–** |
| **Stratos MAXO 25/0,5-8 PN10-R7** | G 1½ | ≤ 0.19 | 180 | 10 | 8.3 | 2217894 | L | **1,246.–** |
| **Stratos MAXO 25/0,5-10 PN10** | G 1½ | ≤ 0.19 | 180 | 10 | 8.6 | 2164570 | L | **1,383.–** |
| **Stratos MAXO 25/0,5-10 PN10-R7** | G 1½ | ≤ 0.19 | 180 | 10 | 8.6 | 2217895 | L | **1,355.–** |
| **Stratos MAXO 25/0,5-12 PN10** | G 1½ | ≤ 0.19 | 180 | 10 | 8.6 | 2164571 | L | **1,707.–** |
| **Stratos MAXO 25/0,5-12 PN10-R7** | G 1½ | ≤ 0.19 | 180 | 10 | 8.6 | 2217896 | L | **1,679.–** |
| **Stratos MAXO 30/0,5-4 PN10** | G 2 | ≤ 0.18 | 180 | 10 | 8.3 | 2164572 | L | **1,095.–** |
| **Stratos MAXO 30/0,5-4 PN10-R7** | G 2 | ≤ 0.18 | 180 | 10 | 8.3 | 2217897 | L | **1,067.–** |
| **Stratos MAXO 30/0,5-6 PN10** | G 2 | ≤ 0.18 | 180 | 10 | 8.3 | 2164573 | L | **1,230.–** |
| **Stratos MAXO 30/0,5-6 PN10-R7** | G 2 | ≤ 0.18 | 180 | 10 | 8.3 | 2217898 | L | **1,202.–** |
| **Stratos MAXO 30/0,5-8 PN10** | G 2 | ≤ 0.19 | 180 | 10 | 8.3 | 2164574 | L | **1,370.–** |
| **Stratos MAXO 30/0,5-8 PN10-R7** | G 2 | ≤ 0.19 | 180 | 10 | 8.3 | 2217899 | L | **1,342.–** |
| **Stratos MAXO 30/0,5-10 PN10** | G 2 | ≤ 0.19 | 180 | 10 | 8.6 | 2164575 | L | **1,494.–** |
| **Stratos MAXO 30/0,5-10 PN10-R7** | G 2 | ≤ 0.19 | 180 | 10 | 8.6 | 2217900 | L | **1,466.–** |
| **Stratos MAXO 30/0,5-12 PN10** | G 2 | ≤ 0.19 | 180 | 10 | 8.6 | 2164576 | L | **1,935.–** |
| **Stratos MAXO 30/0,5-12 PN10-R7** | G 2 | ≤ 0.19 | 180 | 10 | 8.6 | 2217901 | L | **1,907.–** |
| **Stratos MAXO 30/0,5-14 PN10** | G 2 | ≤ 0.19 | 180 | 10 | 8.6 | 2164577 | L | **2,225.–** |
| **Stratos MAXO 30/0,5-14 PN10-R7** | G 2 | ≤ 0.19 | 180 | 10 | 8.6 | 2217902 | L | **2,197.–** |

The benchmark for the most efficient circulators is EEI ≤ 0.20

**Price group: PG17**

**Ordering information with flange connection**

| Type | Pump connection | Energy efficiency index (EEI) | Port-to-port length | Max. operating pressure | Gross weight, approx. | Art. no. | | |
|---|---|---|---|---|---|---|---|---|
| | | | *L0* mm | *p* bar | *m* kg | | | EUR |
| **Stratos MAXO 32/0,5-8 PN 6/10** | DN 32 | ≤ 0.18 | 220 | 10 | 14.2 | 2164578 | L | **1,402.–** |
| **Stratos MAXO 32/0,5-8 PN6/10-R7** | DN 32 | ≤ 0.18 | 220 | 10 | 14.2 | 2217945 | L | **1,374.–** |
| **Stratos MAXO 32/0,5-10 PN 6/10** | DN 32 | ≤ 0.18 | 220 | 10 | 14.5 | 2164579 | L | **1,558.–** |
| **Stratos MAXO 32/0,5-10 PN6/10-R7** | DN 32 | ≤ 0.18 | 220 | 10 | 14.5 | 2217946 | L | **1,530.–** |
| **Stratos MAXO 32/0,5-12 PN 6/10** | DN 32 | ≤ 0.18 | 220 | 10 | 14.5 | 2164580 | L | **2,167.–** |
| **Stratos MAXO 32/0,5-12 PN6/10-R7** | DN 32 | ≤ 0.18 | 220 | 10 | 14.5 | 2217947 | L | **2,139.–** |
| **Stratos MAXO 32/0,5-16 PN 6/10** | DN 32 | ≤ 0.17 | 220 | 10 | 18.8 | 2164581 | L | **2,601.–** |
| **Stratos MAXO 32/0,5-16 PN6/10-R7** | DN 32 | ≤ 0.17 | 220 | 10 | 18.8 | 2217948 | L | **2,573.–** |
| **Stratos MAXO 40/0,5-4 PN 6/10** | DN 40 | ≤ 0.19 | 220 | 10 | 14.8 | 2164582 | L | **1,477.–** |
| **Stratos MAXO 40/0,5-4 PN6/10-R7** | DN 40 | ≤ 0.19 | 220 | 10 | 14.8 | 2217949 | L | **1,449.–** |
| **Stratos MAXO 40/0,5-8 PN 6/10** | DN 40 | ≤ 0.19 | 220 | 10 | 15.1 | 2164583 | L | **2,267.–** |
| **Stratos MAXO 40/0,5-8 PN6/10-R7** | DN 40 | ≤ 0.19 | 220 | 10 | 15.1 | 2217950 | L | **2,239.–** |
| **Stratos MAXO 40/0,5-12 PN 6/10** | DN 40 | ≤ 0.17 | 250 | 10 | 19.9 | 2164584 | L | **2,685.–** |
| **Stratos MAXO 40/0,5-12 PN6/10-R7** | DN 40 | ≤ 0.17 | 250 | 10 | 19.9 | 2217951 | L | **2,657.–** |
| **Stratos MAXO 40/0,5-16 PN 6/10** | DN 40 | ≤ 0.17 | 250 | 10 | 19.9 | 2164585 | L | **3,687.–** |

The benchmark for the most efficient circulators is EEI ≤ 0.20

= ready for delivery, L = supply availability, C = approx. 2 weeks, K = approx. 4 weeks, AX = up to 16 weeks delivery time, please inquire for every order, A = on request, = please contact Wilo
Subject to change – all prices do not include VAT. Our General Terms of Delivery and Service apply (see www.wilo.com/legal) – valid from 01/01/2022 in Germany.

**Price group: PG17**

**Ordering information with flange connection**

| Type | Pump connection | Energy efficiency index (EEI) | Port-to-port length | Max. operating pressure | Gross weight, approx. | Art. no. | | |
|---|---|---|---|---|---|---|---|---|
| | | | *L0* mm | *p* bar | *m* kg | | 🚚 | EUR |
| **Stratos MAXO 40/0,5-16 PN6/10-R7** | DN 40 | ≤ 0.17 | 250 | 10 | 19.9 | 2217952 | L | **3,659.–** |
| **Stratos MAXO 50/0,5-6 PN 6/10** | DN 50 | ≤ 0.18 | 240 | 10 | 17.2 | 2164586 | L | **2,553.–** |
| **Stratos MAXO 50/0,5-6 PN6/10-R7** | DN 50 | ≤ 0.18 | 240 | 10 | 17.2 | 2217953 | L | **2,525.–** |
| **Stratos MAXO 50/0,5-8 PN 6/10** | DN 50 | ≤ 0.17 | 240 | 10 | 21.3 | 2164587 | L | **2,937.–** |
| **Stratos MAXO 50/0,5-8 PN6/10-R7** | DN 50 | ≤ 0.17 | 240 | 10 | 21.3 | 2217954 | L | **2,909.–** |
| **Stratos MAXO 50/0,5-9 PN 6/10** | DN 50 | ≤ 0.17 | 280 | 10 | 22.2 | 2164588 | L | **3,317.–** |
| **Stratos MAXO 50/0,5-9 PN6/10-R7** | DN 50 | ≤ 0.17 | 280 | 10 | 22.2 | 2217955 | L | **3,289.–** |
| **Stratos MAXO 50/0,5-12 PN 6/10** | DN 50 | ≤ 0.17 | 280 | 10 | 22.2 | 2164589 | L | **3,538.–** |
| **Stratos MAXO 50/0,5-12 PN6/10-R7** | DN 50 | ≤ 0.17 | 280 | 10 | 22.2 | 2217956 | L | **3,510.–** |
| **Stratos MAXO 50/0,5-14 PN 6/10** | DN 50 | ≤ 0.17 | 340 | 10 | 31.3 | 2164590 | L | **4,322.–** |
| **Stratos MAXO 50/0,5-14 PN6/10-R7** | DN 50 | ≤ 0.17 | 340 | 10 | 31.3 | 2217957 | L | **4,294.–** |
| **Stratos MAXO 50/0,5-16 PN 6/10** | DN 50 | ≤ 0.17 | 340 | 10 | 32.4 | 2164591 | L | **4,802.–** |
| **Stratos MAXO 50/0,5-16 PN6/10-R7** | DN 50 | ≤ 0.17 | 340 | 10 | 32.4 | 2217958 | L | **4,774.–** |
| **Stratos MAXO 65/0,5-6 PN 6/10** | DN 65 | ≤ 0.17 | 280 | 10 | 23.9 | 2164592 | L | **3,114.–** |
| **Stratos MAXO 65/0,5-6 PN6/10-R7** | DN 65 | ≤ 0.17 | 280 | 10 | 23.9 | 2217959 | L | **3,086.–** |
| **Stratos MAXO 65/0,5-9 PN 6/10** | DN 65 | ≤ 0.17 | 280 | 10 | 23.9 | 2164593 | L | **3,591.–** |
| **Stratos MAXO 65/0,5-9 PN6/10-R7** | DN 65 | ≤ 0.17 | 280 | 10 | 23.9 | 2217960 | L | **3,563.–** |
| **Stratos MAXO 65/0,5-12 PN 6/10** | DN 65 | ≤ 0.17 | 340 | 10 | 33.8 | 2164594 | L | **4,038.–** |
| **Stratos MAXO 65/0,5-12 PN6/10-R7** | DN 65 | ≤ 0.17 | 340 | 10 | 33.8 | 2217961 | L | **4,010.–** |
| **Stratos MAXO 65/0,5-16 PN 6/10** | DN 65 | ≤ 0.17 | 340 | 10 | 34.9 | 2164595 | L | **4,908.–** |
| **Stratos MAXO 65/0,5-16 PN6/10-R7** | DN 65 | ≤ 0.17 | 340 | 10 | 34.9 | 2217962 | L | **4,880.–** |
| **Stratos MAXO 80/0,5-6 PN 6** | DN 80 | ≤ 0.17 | 360 | 6 | 35.1 | 2164596 | L | **4,204.–** |
| **Stratos MAXO 80/0,5-6 PN6-R7** | DN 80 | ≤ 0.17 | 360 | 6 | 35.1 | 2217963 | L | **4,176.–** |
| **Stratos MAXO 80/0,5-6 PN 10** | DN 80 | ≤ 0.17 | 360 | 10 | 35.1 | 2164597 | L | **4,475.–** |
| **Stratos MAXO 80/0,5-6 PN10-R7** | DN 80 | ≤ 0.17 | 360 | 10 | 35.1 | 2217964 | L | **4,447.–** |
| **Stratos MAXO 80/0,5-12 PN 6** | DN 80 | ≤ 0.17 | 360 | 6 | 36.2 | 2164598 | L | **5,361.–** |
| **Stratos MAXO 80/0,5-12 PN6-R7** | DN 80 | ≤ 0.17 | 360 | 6 | 36.2 | 2217965 | L | **5,333.–** |
| **Stratos MAXO 80/0,5-12 PN 10** | DN 80 | ≤ 0.17 | 360 | 10 | 36.2 | 2164599 | L | **5,633.–** |
| **Stratos MAXO 80/0,5-12 PN10-R7** | DN 80 | ≤ 0.17 | 360 | 10 | 36.2 | 2217966 | L | **5,605.–** |
| **Stratos MAXO 80/0,5-16 PN 6** | DN 80 | ≤ 0.17 | 360 | 6 | 36.2 | 2164600 | L | **6,431.–** |
| **Stratos MAXO 80/0,5-16 PN6-R7** | DN 80 | ≤ 0.17 | 360 | 6 | 36.2 | 2217967 | L | **6,403.–** |
| **Stratos MAXO 80/0,5-16 PN 10** | DN 80 | ≤ 0.17 | 360 | 10 | 36.2 | 2164601 | L | **6,704.–** |
| **Stratos MAXO 80/0,5-16 PN10-R7** | DN 80 | ≤ 0.17 | 360 | 10 | 36.2 | 2217968 | L | **6,676.–** |
| **Stratos MAXO 100/0,5-6 PN 6** | DN 100 | ≤ 0.17 | 360 | 6 | 38.2 | 2164602 | L | **4,861.–** |
| **Stratos MAXO 100/0,5-6 PN6-R7** | DN 100 | ≤ 0.17 | 360 | 6 | 38.2 | 2217969 | L | **4,833.–** |
| **Stratos MAXO 100/0,5-6 PN 10** | DN 100 | ≤ 0.17 | 360 | 10 | 38.2 | 2164603 | L | **5,133.–** |
| **Stratos MAXO 100/0,5-6 PN10-R7** | DN 100 | ≤ 0.17 | 360 | 10 | 38.2 | 2217970 | L | **5,105.–** |
| **Stratos MAXO 100/0,5-12 PN 6** | DN 100 | ≤ 0.17 | 360 | 6 | 39.3 | 2164604 | L | **6,478.–** |
| **Stratos MAXO 100/0,5-12 PN6-R7** | DN 100 | ≤ 0.17 | 360 | 6 | 39.3 | 2217971 | L | **6,450.–** |
| **Stratos MAXO 100/0,5-12 PN 10** | DN 100 | ≤ 0.17 | 360 | 10 | 39.3 | 2164605 | L | **6,749.–** |
| **Stratos MAXO 100/0,5-12 PN10-R7** | DN 100 | ≤ 0.17 | 360 | 10 | 39.3 | 2217972 | L | **6,721.–** |

The benchmark for the most efficient circulators is EEI ≤ 0.20

🚚 = ready for delivery, L = supply availability, C = approx. 2 weeks, K = approx. 4 weeks, AX = up to 16 weeks delivery time, please inquire for every order, A = on request, 📞 = please contact Wilo
Subject to change – all prices do not include VAT. Our General Terms of Delivery and Service apply (see www.wilo.com/legal) – valid from 01/01/2022 in Germany.

**Price group: PG17**

**Ordering information with screwed connection PN 16**

| Type | Pump connection | Energy efficiency index (EEI) | Port-to-port length | Max. operating pressure | Gross weight, approx. | Art. no. | | |
|---|---|---|---|---|---|---|---|---|
| | | | *L0* mm | *p* bar | *m* kg | | | EUR |
| **Stratos MAXO 25/0,5-4 PN16** | G 1½ | ≤ 0.18 | 180 | 16 | 8.3 | 2186255 | L | **1,350.–** |
| **Stratos MAXO 25/0,5-6 PN16** | G 1½ | ≤ 0.18 | 180 | 16 | 8.3 | 2186256 | L | **1,564.–** |
| **Stratos MAXO 25/0,5-8 PN16** | G 1½ | ≤ 0.19 | 180 | 16 | 8.3 | 2186257 | L | **1,695.–** |
| **Stratos MAXO 25/0,5-10 PN16** | G 1½ | ≤ 0.19 | 180 | 16 | 8.6 | 2186258 | L | **1,804.–** |
| **Stratos MAXO 25/0,5-12 PN16** | G 1½ | ≤ 0.19 | 180 | 16 | 8.6 | 2186259 | L | **2,128.–** |
| **Stratos MAXO 30/0,5-4 PN16** | G 2 | ≤ 0.18 | 180 | 16 | 8.3 | 2186260 | L | **1,644.–** |
| **Stratos MAXO 30/0,5-6 PN16** | G 2 | ≤ 0.18 | 180 | 16 | 8.3 | 2186261 | L | **1,779.–** |
| **Stratos MAXO 30/0,5-8 PN16** | G 2 | ≤ 0.19 | 180 | 16 | 8.3 | 2186262 | L | **1,919.–** |
| **Stratos MAXO 30/0,5-10 PN16** | G 2 | ≤ 0.19 | 180 | 16 | 8.6 | 2186263 | L | **2,044.–** |
| **Stratos MAXO 30/0,5-12 PN16** | G 2 | ≤ 0.19 | 180 | 16 | 8.6 | 2186264 | L | **2,484.–** |
| **Stratos MAXO 30/0,5-14 PN16** | G 2 | ≤ 0.19 | 180 | 16 | 8.6 | 2186265 | L | **2,773.–** |

The benchmark for the most efficient circulators is EEI ≤ 0.20

**Price group: PG17**

**Ordering information with flange connection PN 16**

| Type | Pump connection | Energy efficiency index (EEI) | Port-to-port length | Max. operating pressure | Gross weight, approx. | Art. no. | | |
|---|---|---|---|---|---|---|---|---|
| | | | *L0* mm | *p* bar | *m* kg | | | EUR |
| **Stratos MAXO 32/0,5-8 PN 16** | DN 32 | ≤ 0.18 | 220 | 16 | 14.2 | 2186266 | L | **2,008.–** |
| **Stratos MAXO 32/0,5-10 PN 16** | DN 32 | ≤ 0.18 | 220 | 16 | 14.5 | 2186267 | L | **2,165.–** |
| **Stratos MAXO 32/0,5-12 PN 16** | DN 32 | ≤ 0.18 | 220 | 16 | 14.5 | 2186268 | L | **2,773.–** |
| **Stratos MAXO 32/0,5-16 PN 16** | DN 32 | ≤ 0.17 | 220 | 16 | 18.8 | 2186269 | L | **3,207.–** |
| **Stratos MAXO 40/0,5-4 PN 16** | DN 40 | ≤ 0.19 | 220 | 16 | 14.8 | 2186270 | L | **2,135.–** |
| **Stratos MAXO 40/0,5-8 PN 16** | DN 40 | ≤ 0.19 | 220 | 16 | 15.1 | 2186271 | L | **2,926.–** |
| **Stratos MAXO 40/0,5-12 PN 16** | DN 40 | ≤ 0.17 | 250 | 16 | 19.9 | 2186272 | L | **3,343.–** |
| **Stratos MAXO 40/0,5-16 PN 16** | DN 40 | ≤ 0.17 | 250 | 16 | 19.9 | 2186273 | L | **4,346.–** |
| **Stratos MAXO 50/0,5-6 PN 16** | DN 50 | ≤ 0.18 | 240 | 16 | 17.2 | 2186274 | L | **3,211.–** |
| **Stratos MAXO 50/0,5-8 PN 16** | DN 50 | ≤ 0.17 | 240 | 16 | 21.3 | 2186275 | L | **3,595.–** |
| **Stratos MAXO 50/0,5-9 PN 16** | DN 50 | ≤ 0.17 | 280 | 16 | 22.2 | 2186276 | L | **3,975.–** |
| **Stratos MAXO 50/0,5-12 PN 16** | DN 50 | ≤ 0.17 | 280 | 16 | 22.2 | 2186277 | L | **4,196.–** |
| **Stratos MAXO 50/0,5-14 PN 16** | DN 50 | ≤ 0.17 | 340 | 16 | 31.3 | 2186278 | L | **4,981.–** |
| **Stratos MAXO 50/0,5-16 PN 16** | DN 50 | ≤ 0.17 | 340 | 16 | 32.4 | 2186279 | L | **5,460.–** |
| **Stratos MAXO 65/0,5-6 PN 16** | DN 65 | ≤ 0.17 | 280 | 16 | 23.9 | 2186280 | L | **3,835.–** |
| **Stratos MAXO 65/0,5-9 PN 16** | DN 65 | ≤ 0.17 | 280 | 16 | 23.9 | 2186281 | L | **4,313.–** |
| **Stratos MAXO 65/0,5-12 PN 16** | DN 65 | ≤ 0.17 | 340 | 16 | 33.8 | 2186282 | L | **4,760.–** |
| **Stratos MAXO 65/0,5-16 PN 16** | DN 65 | ≤ 0.17 | 340 | 16 | 34.9 | 2186283 | L | **5,630.–** |
| **Stratos MAXO 80/0,5-6 PN 16** | DN 80 | ≤ 0.17 | 360 | 16 | 35.1 | 2186284 | L | **5,197.–** |
| **Stratos MAXO 80/0,5-12 PN 16** | DN 80 | ≤ 0.17 | 360 | 16 | 36.2 | 2186285 | L | **6,354.–** |
| **Stratos MAXO 80/0,5-16 PN 16** | DN 80 | ≤ 0.17 | 360 | 16 | 36.2 | 2186286 | L | **7,427.–** |
| **Stratos MAXO 100/0,5-6 PN 16** | DN 100 | ≤ 0.17 | 360 | 16 | 38.2 | 2186287 | L | **5,913.–** |
| **Stratos MAXO 100/0,5-12 PN 16** | DN 100 | ≤ 0.17 | 360 | 16 | 39.3 | 2186288 | L | **7,529.–** |

The benchmark for the most efficient circulators is EEI ≤ 0.20

= ready for delivery, L = supply availability, C = approx. 2 weeks, K = approx. 4 weeks, AX = up to 16 weeks delivery time, please inquire for every order, A = on request, = please contact Wilo
Subject to change – all prices do not include VAT. Our General Terms of Delivery and Service apply (see www.wilo.com/legal) – valid from 01/01/2022 in Germany.

| Accessories | | | | | |
|---|---|---|---|---|---|
| **Type** | **Description** | **Art. no.** | | **Price group** | |
| | | | 🚚 | | EUR |
| **Immersion temperature sensor Pt 1000 AA** | Pt 1000 AA immersion temperature sensor for installation in immersion sleeve. Connection to Wilo-Stratos MAXO (-D).<br>Measurement range: -5 °C to 70 °C, briefly up to 90 °C. | 2193422 | L | PG14 | **31.-** |
| **Temperature sensor Pt 1000 B** | Pt 1000 B temperature sensor to connect to piping. Connection to Wilo Stratos MAXO (-D) and Wilo-Stratos MAXO-Z.<br>Measurement range: -5 °C to 70 °C, briefly up to 90 °C. | 2193421 | L | PG14 | **31.-** |
| **Immersion sleeve G ½, 100mm** | Immersion sleeve with 100 mm port-to-port length incl. screw-in thread G 1/2" to attach the Pt 1000 AA immersion temperature sensor. | 2193424 | L | PG14 | **27.-** |
| **Immersion sleeve G ½, 45mm** | Immersion sleeve with 45 mm port-to-port length incl. screw-in thread G 1/2" to attach the Pt 1000 AA immersion temperature sensor. | 2193423 | L | PG14 | **25.-** |
| **Wilo-Smart Gateway** | REG device to establish communication between Wilo products with Wilo Net and the Wilo-Smart Cloud, as well as over the Internet.<br>Enables remote monitoring and control of connected products using the Wilo-Smart Connect function in the Wilo Assistant app. | 2197100 | L | PG14 | **584.-** |



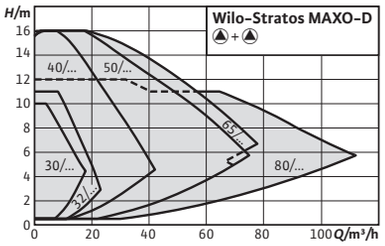


| Accessories | Page |
|---|---|
| Pipe installation/ screwed connection | 205 |
| Pipe installation/ counter flange | 206 |
| Pipe installation/ adapter fitting | 207 |
| Pump control/CIF module | 249 |
| Blind flanges | 269 |
| Wall fixation/installation on a base | 212 |

## Wilo-Stratos MAXO-D

### Construction
Smart glandless twin-head circulator with screwed connection or flange connection, EC motor with integrated electronic power adjustment.

### Application
Hot-water heating systems of all kinds, air-conditioning systems, closed cooling circuits, industrial circulation systems.

### Scope of delivery
- → Pump
- → 2x optimised Wilo-Connector
- → 4x threaded cable connection M16 x 1.5
- → Washers for flange screws (for nominal connection diameters DN 32 – DN 65)
- → Gaskets for threaded connection
- → Installation and operating instructions

### Options
- → Special versions for operating pressure PN 16
- → Version R7: without temperature sensor

### Your advantages
- → Intuitive operation by application-guided settings with the setting assistant plus the combination of a new display and operating button using Green Button Technology.
- → Maximum energy efficiency thanks to the combination of optimised and innovative energy-saving functions (e.g. No-Flow Stop).
- → Optimum system efficiency thanks to new and innovative intelligent control functions such as Dynamic Adapt plus, Multi-Flow Adaptation, T-const. and ΔT-const.
- → State-of-the-art communication interfaces (e.g. Bluetooth) for connection to mobile devices, including direct pump networking for multi-pump control via the Wilo Net.
- → Maximum convenience for electric installation with the spacious and clearly arranged terminal room and optimised Wilo-Connector.

**Price group: PG17**

**Ordering information with screwed connection**

| Type | Pump connection | Energy efficiency index (EEI) | Port-to-port length | Max. operating pressure | Gross weight, approx. | Art. no. | | |
|---|---|---|---|---|---|---|---|---|
| | | | *L0* mm | *p* bar | *m* kg | | | EUR |
| **Stratos MAXO-D 30/0,5-6 PN 10** | G 2 | ≤ 0.19 | 180 | 10 | 20.6 | 2164645 | L | **2,275.–** |
| **Stratos MAXO-D 30/0,5-6 PN10-R7** | G 2 | ≤ 0.19 | 180 | 10 | 20.6 | 2217903 | L | **2,218.–** |
| **Stratos MAXO-D 30/0,5-10 PN 10** | G 2 | ≤ 0.19 | 180 | 10 | 21.2 | 2164646 | L | **2,765.–** |
| **Stratos MAXO-D 30/0,5-10 PN10-R7** | G 2 | ≤ 0.19 | 180 | 10 | 21.2 | 2217904 | L | **2,708.–** |

The benchmark for the most efficient circulators is EEI ≤ 0.20

= ready for delivery, L = supply availability, C = approx. 2 weeks, K = approx. 4 weeks, AX = up to 16 weeks delivery time, please inquire for every order, A = on request, = please contact Wilo
Subject to change – all prices do not include VAT. Our General Terms of Delivery and Service apply (see www.wilo.com/legal) – valid from 01/01/2022 in Germany.

**Stratos MAXO-D**

**Price group: PG17**

**Ordering information with flange connection**

| Type | Pump connection | Energy efficiency index (EEI) | Port-to-port length | Max. operating pressure | Gross weight, approx. | Art. no. | | |
|---|---|---|---|---|---|---|---|---|
| | | | *L0* mm | *p* bar | *m* kg | | 🚚 | EUR |
| **Stratos MAXO-D 32/0,5-8 PN 6/10** | DN 32 | ≤ 0.19 | 220 | 10 | 24.9 | 2164647 | L | **2,883.–** |
| **Stratos MAXO-D 32/0,5-8 PN6/10-R7** | DN 32 | ≤ 0.19 | 220 | 10 | 24.9 | 2217973 | L | **2,826.–** |
| **Stratos MAXO-D 32/0,5-12 PN 6/10** | DN 32 | ≤ 0.19 | 220 | 10 | 25.5 | 2164648 | L | **4,009.–** |
| **Stratos MAXO-D 32/0,5-12 PN6/10-R7** | DN 32 | ≤ 0.19 | 220 | 10 | 25.5 | 2217974 | L | **3,952.–** |
| **Stratos MAXO-D 40/0,5-8 PN 6/10** | DN 40 | ≤ 0.18 | 220 | 10 | 27.6 | 2164649 | L | **4,195.–** |
| **Stratos MAXO-D 40/0,5-8 PN6/10-R7** | DN 40 | ≤ 0.18 | 220 | 10 | 27.6 | 2217975 | L | **4,138.–** |
| **Stratos MAXO-D 40/0,5-12 PN 6/10** | DN 40 | ≤ 0.17 | 250 | 10 | 38.8 | 2164650 | L | **4,965.–** |
| **Stratos MAXO-D 40/0,5-12 PN6/10-R7** | DN 40 | ≤ 0.17 | 250 | 10 | 38.8 | 2217976 | L | **4,908.–** |
| **Stratos MAXO-D 40/0,5-16 PN 6/10** | DN 40 | ≤ 0.17 | 250 | 10 | 38.8 | 2164651 | L | **6,821.–** |
| **Stratos MAXO-D 40/0,5-16 PN6/10-R7** | DN 40 | ≤ 0.17 | 250 | 10 | 38.8 | 2217977 | L | **6,764.–** |
| **Stratos MAXO-D 50/0,5-6 PN 6/10** | DN 50 | ≤ 0.18 | 240 | 10 | 30.5 | 2164652 | L | **4,724.–** |
| **Stratos MAXO-D 50/0,5-6 PN6/10-R7** | DN 50 | ≤ 0.18 | 240 | 10 | 30.5 | 2217978 | L | **4,667.–** |
| **Stratos MAXO-D 50/0,5-8 PN 6/10** | DN 50 | ≤ 0.17 | 240 | 10 | 41.1 | 2164653 | L | **5,433.–** |
| **Stratos MAXO-D 50/0,5-8 PN6/10-R7** | DN 50 | ≤ 0.17 | 240 | 10 | 41.1 | 2217979 | L | **5,376.–** |
| **Stratos MAXO-D 50/0,5-9 PN 6/10** | DN 50 | ≤ 0.17 | 280 | 10 | 41.1 | 2164654 | L | **6,135.–** |
| **Stratos MAXO-D 50/0,5-9 PN6/10-R7** | DN 50 | ≤ 0.17 | 280 | 10 | 41.1 | 2217980 | L | **6,078.–** |
| **Stratos MAXO-D 50/0,5-12 PN 6/10** | DN 50 | ≤ 0.17 | 280 | 10 | 41.1 | 2164655 | L | **6,546.–** |
| **Stratos MAXO-D 50/0,5-12 PN6/10-R7** | DN 50 | ≤ 0.17 | 280 | 10 | 41.1 | 2217981 | L | **6,489.–** |
| **Stratos MAXO-D 50/0,5-16 PN 6/10** | DN 50 | ≤ 0.17 | 340 | 10 | 66.8 | 2164656 | L | **8,882.–** |
| **Stratos MAXO-D 50/0,5-16 PN6/10-R7** | DN 50 | ≤ 0.17 | 340 | 10 | 66.8 | 2217982 | L | **8,825.–** |
| **Stratos MAXO-D 65/0,5-6 PN 6/10** | DN 65 | ≤ 0.17 | 280 | 10 | 44.9 | 2164657 | L | **5,760.–** |
| **Stratos MAXO-D 65/0,5-6 PN6/10-R7** | DN 65 | ≤ 0.17 | 280 | 10 | 44.9 | 2217983 | L | **5,703.–** |
| **Stratos MAXO-D 65/0,5-12 PN 6/10** | DN 65 | ≤ 0.17 | 340 | 10 | 66.6 | 2164658 | L | **7,471.–** |
| **Stratos MAXO-D 65/0,5-12 PN6/10-R7** | DN 65 | ≤ 0.17 | 340 | 10 | 66.6 | 2217984 | L | **7,414.–** |
| **Stratos MAXO-D 65/0,5-16 PN 6/10** | DN 65 | ≤ 0.17 | 340 | 10 | 66.8 | 2164659 | L | **9,080.–** |
| **Stratos MAXO-D 65/0,5-16 PN6/10-R7** | DN 65 | ≤ 0.17 | 340 | 10 | 66.8 | 2217985 | L | **9,023.–** |
| **Stratos MAXO-D 80/0,5-6 PN 6** | DN 80 | ≤ 0.18 | 360 | 6 | 68.3 | 2164660 | L | **7,776.–** |
| **Stratos MAXO-D 80/0,5-6 PN6-R7** | DN 80 | ≤ 0.18 | 360 | 6 | 68.3 | 2217986 | L | **7,719.–** |
| **Stratos MAXO-D 80/0,5-6 PN 10** | DN 80 | ≤ 0.18 | 360 | 10 | 68.3 | 2164661 | L | **8,279.–** |
| **Stratos MAXO-D 80/0,5-6 PN10-R7** | DN 80 | ≤ 0.18 | 360 | 10 | 68.3 | 2217987 | L | **8,222.–** |
| **Stratos MAXO-D 80/0,5-12 PN 6** | DN 80 | ≤ 0.17 | 360 | 6 | 70.5 | 2164662 | L | **9,918.–** |
| **Stratos MAXO-D 80/0,5-12 PN6-R7** | DN 80 | ≤ 0.17 | 360 | 6 | 70.5 | 2217988 | L | **9,861.–** |
| **Stratos MAXO-D 80/0,5-12 PN 10** | DN 80 | ≤ 0.17 | 360 | 10 | 70.5 | 2164663 | L | **10,420.–** |
| **Stratos MAXO-D 80/0,5-12 PN10-R7** | DN 80 | ≤ 0.17 | 360 | 10 | 70.5 | 2217989 | L | **10,363.–** |
| **Stratos MAXO-D 80/0,5-16 PN 6** | DN 80 | ≤ 0.17 | 360 | 6 | 70.5 | 2164664 | L | **11,898.–** |
| **Stratos MAXO-D 80/0,5-16 PN6-R7** | DN 80 | ≤ 0.17 | 360 | 6 | 70.5 | 2217990 | L | **11,841.–** |
| **Stratos MAXO-D 80/0,5-16 PN 10** | DN 80 | ≤ 0.17 | 360 | 10 | 70.5 | 2164665 | L | **12,402.–** |
| **Stratos MAXO-D 80/0,5-16 PN10-R7** | DN 80 | ≤ 0.17 | 360 | 10 | 70.5 | 2217991 | L | **12,345.–** |

The benchmark for the most efficient circulators is EEI ≤ 0.20

🚚 = ready for delivery, L = supply availability, C = approx. 2 weeks, K = approx. 4 weeks, AX = up to 16 weeks delivery time, please inquire for every order, A = on request, 📞 = please contact Wilo
Subject to change – all prices do not include VAT. Our General Terms of Delivery and Service apply (see www.wilo.com/legal) – valid from 01/01/2022 in Germany.

**Price group: PG17**

**Ordering information with screwed connection PN 16**

| Type | Pump connection | Energy efficiency index (EEI) | Port-to-port length | Max. operating pressure | Gross weight, approx. | Art. no. | | |
|---|---|---|---|---|---|---|---|---|
| | | | *L0* mm | *p* bar | *m* kg | | 🚚 | EUR |
| **Stratos MAXO-D 30/0,5-6 PN 16** | G 2 | ≤ 0.19 | 180 | 16 | 20.6 | 2186289 | L | **2,824.–** |
| **Stratos MAXO-D 30/0,5-10 PN 16** | G 2 | ≤ 0.19 | 180 | 16 | 21.2 | 2186290 | L | **3,314.–** |

The benchmark for the most efficient circulators is EEI ≤ 0.20

**Price group: PG17**

**Ordering information with flange connection PN 16**

| Type | Pump connection | Energy efficiency index (EEI) | Port-to-port length | Max. operating pressure | Gross weight, approx. | Art. no. | | |
|---|---|---|---|---|---|---|---|---|
| | | | *L0* mm | *p* bar | *m* kg | | 🚚 | EUR |
| **Stratos MAXO-D 32/0,5-8 PN 16** | DN 32 | ≤ 0.19 | 220 | 16 | 24.9 | 2186291 | L | **3,201.–** |
| **Stratos MAXO-D 32/0,5-12 PN 16** | DN 32 | ≤ 0.19 | 220 | 16 | 25.5 | 2186292 | L | **4,616.–** |
| **Stratos MAXO-D 40/0,5-8 PN 16** | DN 40 | ≤ 0.18 | 220 | 16 | 27.6 | 2186293 | L | **4,854.–** |
| **Stratos MAXO-D 40/0,5-12 PN 16** | DN 40 | ≤ 0.17 | 250 | 16 | 38.8 | 2186294 | L | **5,625.–** |
| **Stratos MAXO-D 40/0,5-16 PN 16** | DN 40 | ≤ 0.17 | 250 | 16 | 38.8 | 2186295 | L | **7,480.–** |
| **Stratos MAXO-D 50/0,5-6 PN 16** | DN 50 | ≤ 0.18 | 240 | 16 | 30.5 | 2186296 | L | **5,382.–** |
| **Stratos MAXO-D 50/0,5-8 PN 16** | DN 50 | ≤ 0.17 | 240 | 16 | 41.1 | 2186297 | L | **6,091.–** |
| **Stratos MAXO-D 50/0,5-9 PN 16** | DN 50 | ≤ 0.17 | 280 | 16 | 41.1 | 2186298 | L | **6,793.–** |
| **Stratos MAXO-D 50/0,5-12 PN 16** | DN 50 | ≤ 0.17 | 280 | 16 | 41.1 | 2186299 | L | **7,204.–** |
| **Stratos MAXO-D 50/0,5-16 PN 16** | DN 50 | ≤ 0.17 | 340 | 16 | 66.8 | 2186300 | L | **9,542.–** |
| **Stratos MAXO-D 65/0,5-6 PN 16** | DN 65 | ≤ 0.17 | 280 | 16 | 44.9 | 2186301 | L | **6,481.–** |
| **Stratos MAXO-D 65/0,5-12 PN 16** | DN 65 | ≤ 0.17 | 340 | 16 | 66.6 | 2186302 | L | **8,194.–** |
| **Stratos MAXO-D 65/0,5-16 PN 16** | DN 65 | ≤ 0.17 | 340 | 16 | 66.8 | 2186303 | L | **9,803.–** |
| **Stratos MAXO-D 80/0,5-6 PN 16** | DN 80 | ≤ 0.18 | 360 | 16 | 68.3 | 2186304 | L | **9,000.–** |
| **Stratos MAXO-D 80/0,5-12 PN 16** | DN 80 | ≤ 0.17 | 360 | 16 | 70.5 | 2186305 | L | **11,143.–** |
| **Stratos MAXO-D 80/0,5-16 PN 16** | DN 80 | ≤ 0.17 | 360 | 16 | 70.5 | 2186306 | L | **13,125.–** |

The benchmark for the most efficient circulators is EEI ≤ 0.20

🚚 = ready for delivery, L = supply availability, C = approx. 2 weeks, K = approx. 4 weeks, AX = up to 16 weeks delivery time, please inquire for every order, A = on request, 📞 = please contact Wilo
Subject to change – all prices do not include VAT. Our General Terms of Delivery and Service apply (see www.wilo.com/legal) – valid from 01/01/2022 in Germany.

| Accessories | | | | | |
|---|---|---|---|---|---|
| **Type** | **Description** | **Art. no.** | | **Price group** | |
| | | | | | EUR |
| **Immersion temperature sensor Pt 1000 AA** | Pt 1000 AA immersion temperature sensor for installation in immersion sleeve. Connection to Wilo-Stratos MAXO (-D).<br>Measurement range: -5 °C to 70 °C, briefly up to 90 °C. | 2193422 | L | PG14 | **31.-** |
| **Temperature sensor Pt 1000 B** | Pt 1000 B temperature sensor to connect to piping. Connection to Wilo Stratos MAXO (-D) and Wilo-Stratos MAXO-Z.<br>Measurement range: -5 °C to 70 °C, briefly up to 90 °C. | 2193421 | L | PG14 | **31.-** |
| **Immersion sleeve G ½, 100mm** | Immersion sleeve with 100 mm port-to-port length incl. screw-in thread G 1/2" to attach the Pt 1000 AA immersion temperature sensor. | 2193424 | L | PG14 | **27.-** |
| **Immersion sleeve G ½, 45mm** | Immersion sleeve with 45 mm port-to-port length incl. screw-in thread G 1/2" to attach the Pt 1000 AA immersion temperature sensor. | 2193423 | L | PG14 | **25.-** |
| **Wilo-Smart Gateway** | REG device to establish communication between Wilo products with Wilo Net and the Wilo-Smart Cloud, as well as over the Internet.<br>Enables remote monitoring and control of connected products using the Wilo-Smart Connect function in the Wilo Assistant app. | 2197100 | L | PG14 | **584.-** |



= ready for delivery, L = supply availability, C = approx. 2 weeks, K = approx. 4 weeks, AX = up to 16 weeks delivery time, please inquire for every order, A = on request, = please contact Wilo
Subject to change – all prices do not include VAT. Our General Terms of Delivery and Service apply (see www.wilo.com/legal) – valid from 01/01/2022 in Germany.




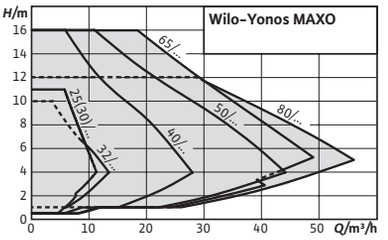


**Accessories** **Page**

Pipe installation/ screwed connection 205
Pipe installation/ counter flange 206
Pipe installation/ adapter fitting 207
Thermal insulation 224

## Wilo-Yonos MAXO

### Construction
Glandless circulator with threaded connection or flange connection, EC motor with automatic power adjustment.

### Application
Hot-water heating systems of all kinds, air-conditioning systems, closed cooling circuits, industrial circulation systems.

### Scope of delivery
- → Pump
- → Including gaskets for threaded connection
- → Incl. washers for flange screws (for nominal connection diameters DN 32 – DN 65)
- → Including installation and operating instructions

### Your advantages
- → High-efficiency pump for energy saving
- → LED display provides complete transparency of set delivery head, speed stage or possible errors
- → Easy replacement of an asynchronous standard pump thanks to compact design and electrical connection using the Wilo plug
- → Easy selection of control mode Δp-v, Δp-c and 3-speed adjustment with the green button
- → System availability ensured via collective fault signal
- → Optional: Wilo-Connect module Yonos MAXO with additional intelligent functions

**Price group: PG2**

**Ordering information with screwed connection**

| Type | Pump connection | Energy efficiency index (EEI) | Port-to-port length | Max. operating pressure | Mains connection | Gross weight, approx. | Art. no. | | |
|---|---|---|---|---|---|---|---|---|---|
| | | | *L0* mm | *p* bar | | *m* kg | | 🚚 | EUR |
| **Yonos MAXO 25/0,5-7 PN10** | G 1½ | ≤ 0.20 | 180 | 10 | 1~230 V, 50/60 Hz | 5.8 | 2120639 | L | **1,067.–** |
| **Yonos MAXO 25/0,5-10 PN10** | G 1½ | ≤ 0.20 | 180 | 10 | 1~230 V, 50/60 Hz | 5.8 | 2120640 | L | **1,168.–** |
| **Yonos MAXO 25/0,5-12 PN10** | G 1½ | ≤ 0.20 | 180 | 10 | 1~230 V, 50/60 Hz | 6.9 | 2120641 | L | **1,440.–** |
| **Yonos MAXO 30/0,5-7 PN10** | G 2 | ≤ 0.20 | 180 | 10 | 1~230 V, 50/60 Hz | 5.9 | 2120642 | L | **1,156.–** |
| **Yonos MAXO 30/0,5-10 PN10** | G 2 | ≤ 0.20 | 180 | 10 | 1~230 V, 50/60 Hz | 5.9 | 2120643 | L | **1,262.–** |
| **Yonos MAXO 30/0,5-12 PN10** | G 2 | ≤ 0.20 | 180 | 10 | 1~230 V, 50/60 Hz | 7 | 2120644 | L | **1,633.–** |

The benchmark for the most efficient circulators is EEI ≤ 0.20

🚚 = ready for delivery, L = supply availability, C = approx. 2 weeks, K = approx. 4 weeks, AX = up to 16 weeks delivery time, please inquire for every order, A = on request, 📞 = please contact Wilo
Subject to change – all prices do not include VAT. Our General Terms of Delivery and Service apply (see www.wilo.com/legal) – valid from 01/01/2022 in Germany.

**Price group: PG2**

## Ordering information with flange connection

| Type | Pump connection | Energy efficiency index (EEI) | Port-to-port length | Max. operating pressure | Mains connection | Gross weight, approx. | Art. no. | | |
|---|---|---|---|---|---|---|---|---|---|
| | | | *L0* mm | *p* bar | | *m* kg | | | EUR |
| **Yonos MAXO 32/0,5-10 PN6/10** | DN 32 | ≤ 0.20 | 220 | 10 | 1~230 V, 50/60 Hz | 9.4 | 2210113 | C | **1,316.-** |
| **Yonos MAXO 32/0,5-11 PN6/10** | DN 32 | ≤ 0.20 | 220 | 10 | 1~230 V, 50/60 Hz | 11 | 2210114 | C | **1,830.-** |
| **Yonos MAXO 40/0,5-4 PN6/10** | DN 40 | ≤ 0.20 | 220 | 10 | 1~230 V, 50/60 Hz | 10.2 | 2120645 | L | **1,245.-** |
| **Yonos MAXO 40/0,5-8 PN6/10** | DN 40 | ≤ 0.20 | 220 | 10 | 1~230 V, 50/60 Hz | 10.8 | 2120646 | L | **1,914.-** |
| **Yonos MAXO 40/0,5-12 PN6/10** | DN 40 | ≤ 0.20 | 250 | 10 | 1~230 V, 50/60 Hz | 14.9 | 2120647 | L | **2,265.-** |
| **Yonos MAXO 40/0,5-16 PN6/10** | DN 40 | ≤ 0.20 | 250 | 10 | 1~230 V, 50/60 Hz | 24.5 | 2120648 | L | **3,114.-** |
| **Yonos MAXO 50/0,5-8 PN6/10** | DN 50 | ≤ 0.20 | 240 | 10 | 1~230 V, 50/60 Hz | 12.1 | 2120649 | L | **2,480.-** |
| **Yonos MAXO 50/0,5-9 PN6/10** | DN 50 | ≤ 0.20 | 280 | 10 | 1~230 V, 50/60 Hz | 16.1 | 2120650 | L | **2,799.-** |
| **Yonos MAXO 50/0,5-12 PN6/10** | DN 50 | ≤ 0.20 | 280 | 10 | 1~230 V, 50/60 Hz | 16.1 | 2120651 | L | **2,988.-** |
| **Yonos MAXO 50/0,5-16 PN6/10** | DN 50 | ≤ 0.20 | 340 | 10 | 1~230 V, 50/60 Hz | 28.5 | 2120652 | L | **4,053.-** |
| **Yonos MAXO 65/0,5-9 PN6/10** | DN 65 | ≤ 0.20 | 280 | 10 | 1~230 V, 50/60 Hz | 18 | 2120653 | L | **3,031.-** |
| **Yonos MAXO 65/0,5-12 PN6/10** | DN 65 | ≤ 0.20 | 340 | 10 | 1~230 V, 50/60 Hz | 29.3 | 2120654 | L | **3,407.-** |
| **Yonos MAXO 65/0,5-16** | DN 65 | ≤ 0.20 | 340 | 10 | 1~230 V, 50/60 Hz | 31 | 2120655 | L | **4,143.-** |
| **Yonos MAXO 80/0,5-6 PN6** | DN 80 | ≤ 0.20 | 360 | 6 | 1~230 V, 50/60 Hz | 32.5 | 2120656 | C | **3,548.-** |
| **Yonos MAXO 80/0,5-6 PN10** | DN 80 | ≤ 0.20 | 360 | 10 | 1~230 V, 50/60 Hz | 32.5 | 2120657 | C | **3,777.-** |
| **Yonos MAXO 80/0,5-12 PN6** | DN 80 | ≤ 0.20 | 360 | 6 | 1~230 V, 50/60 Hz | 33.9 | 2120658 | C | **4,525.-** |
| **Yonos MAXO 80/0,5-12 PN10** | DN 80 | ≤ 0.20 | 360 | 10 | 1~230 V, 50/60 Hz | 33.9 | 2120659 | C | **4,754.-** |
| **Yonos MAXO 100/0,5-12 PN6** | DN 100 | ≤ 0.20 | 360 | 6 | 1~230 V, 50/60 Hz | 36.9 | 2120660 | C | **5,468.-** |
| **Yonos MAXO 100/0,5-12 PN10** | DN 100 | ≤ 0.20 | 360 | 10 | 1~230 V, 50/60 Hz | 36.9 | 2120661 | C | **5,697.-** |

The benchmark for the most efficient circulators is EEI ≤ 0.20

## Accessories

| Type | Description | Art. no. | | Price group | |
|---|---|---|---|---|---|
| | | | | | EUR |
| **Wilo-Connect module Yonos MAXO** | Wilo-Connect module Yonos MAXO for single and twin-head pumps. Retrofittable plug-in module for Wilo-Yonos MAXO/Yonos MAXO-D/ Yonos MAXO-Z pump types. The Connect module Yonos MAXO is installed on the electronic module of the pump at the position of the Wilo plug. With SBM run signal, overriding Off control input (Ext.Off) and main/ standby operation with runtime-dependent switchover from main to standby pump | 2210108 | L | PG14 | **159.-** |

= ready for delivery, L = supply availability, C = approx. 2 weeks, K = approx. 4 weeks, AX = up to 16 weeks delivery time, please inquire for every order, A = on request, = please contact Wilo
Subject to change – all prices do not include VAT. Our General Terms of Delivery and Service apply (see www.wilo.com/legal) – valid from 01/01/2022 in Germany.



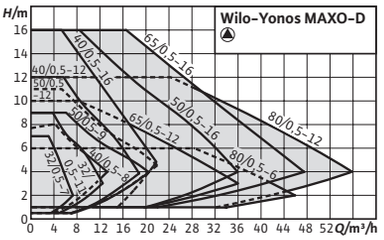


**Accessories** **Page**

Pipe installation/ screwed connection 205
Pipe installation/ counter flange 206
Pipe installation/ adapter fitting 207
Thermal insulation 224

## Wilo-Yonos MAXO-D

### Construction
Glandless circulator with flange connection, EC motor with automatic power adjustment

### Application
Hot-water heating systems of all kinds, air-conditioning systems, closed cooling circuits, industrial circulation systems.

### Scope of delivery
- → Pump
- → Incl. washers for flange screws (for nominal connection diameters DN 32 – DN 65)
- → Including installation and operating instructions

### Your advantages
- → LED display provides complete transparency of set delivery head, speed stage or possible errors
- → Simple adjustment over three speed stages when replacing an uncontrolled standard pump
- → Easier electrical connection using the Wilo plug
- → System availability ensured via collective fault signal
- → Compact design and proven ease of use

**Price group: PG2**

**Ordering information with flange connection**

| Type | Nominal flange diameter | Energy efficiency index (EEI) | Port-to-port length | Max. operating pressure | Mains connection | Gross weight, approx. | Art. no. | | |
|---|---|---|---|---|---|---|---|---|---|
| | | | *L0* mm | *p* bar | | *m* kg | | | EUR |
| **Yonos MAXO-D 32/0,5-7 PN6/10** | DN 32 | ≤ 0.23 | 220 | 10 | 1~230 V, 50/60 Hz | 12.2 | 2160585 | L | **2,189.–** |
| **Yonos MAXO-D 32/0,5-11 PN6/10** | DN 32 | ≤ 0.23 | 220 | 10 | 1~230 V, 50/60 Hz | 18.9 | 2120663 | L | **3,384.–** |
| **Yonos MAXO-D 40/0,5-8 PN6/10** | DN 40 | ≤ 0.23 | 220 | 10 | 1~230 V, 50/60 Hz | 19.3 | 2120664 | L | **3,541.–** |
| **Yonos MAXO-D 40/0,5-12 PN6/10** | DN 40 | ≤ 0.23 | 250 | 10 | 1~230 V, 50/60 Hz | 26.6 | 2120665 | L | **4,189.–** |
| **Yonos MAXO-D 40/0,5-16 PN6/10** | DN 40 | ≤ 0.23 | 250 | 10 | 1~230 V, 50/60 Hz | 46.8 | 2120666 | C | **5,760.–** |
| **Yonos MAXO-D 50/0,5-9 PN6/10** | DN 50 | ≤ 0.23 | 280 | 10 | 1~230 V, 50/60 Hz | 28.9 | 2120667 | L | **5,180.–** |
| **Yonos MAXO-D 50/0,5-12 PN6/10** | DN 50 | ≤ 0.23 | 280 | 10 | 1~230 V, 50/60 Hz | 28.5 | 2120668 | L | **5,526.–** |

The benchmark for the most efficient circulators is EEI ≤ 0.20

= ready for delivery, L = supply availability, C = approx. 2 weeks, K = approx. 4 weeks, AX = up to 16 weeks delivery time, please inquire for every order, A = on request, = please contact Wilo
Subject to change – all prices do not include VAT. Our General Terms of Delivery and Service apply (see www.wilo.com/legal) – valid from 01/01/2022 in Germany.

**Price group: PG2**

## Ordering information with flange connection

| Type | Nominal flange diameter | Energy efficiency index (EEI) | Port-to-port length | Max. operating pressure | Mains connection | Gross weight, approx. | Art. no. | | |
|---|---|---|---|---|---|---|---|---|---|
| | | | *L0* mm | *p* bar | | *m* kg | | 🚚 | EUR |
| **Yonos MAXO-D 50/0,5-16 PN6/10** | DN 50 | ≤ 0.23 | 340 | 10 | 1~230 V, 50/60 Hz | 51.2 | 2120669 | C | **7,498.–** |
| **Yonos MAXO-D 65/0,5-12 PN6/10** | DN 65 | ≤ 0.23 | 340 | 10 | 1~230 V, 50/60 Hz | 54.7 | 2120670 | L | **6,305.–** |
| **Yonos MAXO-D 65/0,5-16 PN6/10** | DN 65 | ≤ 0.23 | 340 | 10 | 1~230 V, 50/60 Hz | 54.2 | 2120671 | C | **7,664.–** |
| **Yonos MAXO-D 80/0,5-6 PN6** | DN 80 | ≤ 0.23 | 360 | 6 | 1~230 V, 50/60 Hz | 60.6 | 2163260 | C | **6,564.–** |
| **Yonos MAXO-D 80/0,5-6 PN10** | DN 80 | ≤ 0.23 | 360 | 10 | 1~230 V, 50/60 Hz | 60.6 | 2163261 | C | **6,990.–** |
| **Yonos MAXO-D 80/0,5-12 PN6** | DN 80 | ≤ 0.23 | 360 | 6 | 1~230 V, 50/60 Hz | 60.6 | 2120672 | C | **8,371.–** |
| **Yonos MAXO-D 80/0,5-12 PN10** | DN 80 | ≤ 0.23 | 360 | 10 | 1~230 V, 50/60 Hz | 60.6 | 2120673 | C | **8,795.–** |

The benchmark for the most efficient circulators is EEI ≤ 0.20

## Accessories

| Type | Description | Art. no. | | Price group | |
|---|---|---|---|---|---|
| | | | 🚚 | | EUR |
| **Wilo-Connect module Yonos MAXO** | Wilo-Connect module Yonos MAXO for single and twin-head pumps. Retrofittable plug-in module for Wilo-Yonos MAXO/Yonos MAXO-D/ Yonos MAXO-Z pump types. The Connect module Yonos MAXO is installed on the electronic module of the pump at the position of the Wilo plug. With SBM run signal, overriding Off control input (Ext.Off) and main/ standby operation with runtime-dependent switchover from main to standby pump | 2210108 | L | PG14 | **159.–** |



🚚 = ready for delivery, L = supply availability, C = approx. 2 weeks, K = approx. 4 weeks, AX = up to 16 weeks delivery time, please inquire for every order, A = on request, 📞 = please contact Wilo
Subject to change – all prices do not include VAT. Our General Terms of Delivery and Service apply (see www.wilo.com/legal) – valid from 01/01/2022 in Germany.




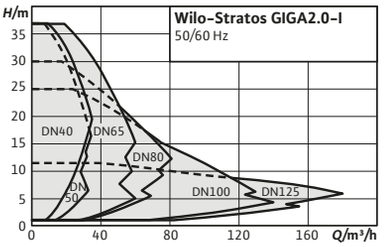


| Accessories | Page |
|---|---|
| Wall fixation/installation on a base | 211 |
| Differential pressure detection | 251 |
| Pump control/CIF module | 249 |
| Mechanical seals | 268 |

IE5

## Wilo-Stratos GIGA2.0-I

### Construction
High-efficiency in-line pump with EC motor and electronic power adjustment in glanded pump design. Version as single-stage low-pressure centrifugal pump with flange connection and mechanical seal.

### Application
Pumping of heating water (in accordance with VDI 2035), cold water and water-glycol mixtures without abrasive substances in heating, air-conditioning and cooling systems.

### Scope of delivery
- → Pump
- → Wilo-Smart Connect module BT
- → Threaded cable glands with sealing inserts
- → Installation instructions (short version) and declaration of conformity

### Options
- → Variant ...-R1 without differential pressure sensor
- → ...-S1 variant with special mechanical seal (at additional charge)

### General notes – ErP (Ecodesign) Directive
For detailed information on the MEI values of the individual pump types, see: Wilo Online Catalogue, available at www.wilo.com

### Your advantages
- → Local adjustment and operation through mobile devices via Bluetooth as well as remote access option and multiple pump control thanks to connectivity via Wilo Net.
- → Analogue and digital interfaces provide a wide range of options, e.g. for integration into building automation systems
- → Optimal control using an application-guided setting assistant
- → Clear display and Green Button Technology for easy intuitive operation
- → Highest transparency of operating data for analysis and optimisation of pump and overall system
- → Optimum energy efficiency of the overall system through intelligent interaction of IE5 EC motor technology with proven pump hydraulics (MEI ≥0.7) as well as innovative control functions such as Dynamic Adapt plus, Multi-Flow Adaptation and T-const
- → High reliability thanks to innovative drive technology and proven pump hydraulics.

🚚 = ready for delivery, L = supply availability, C = approx. 2 weeks, K = approx. 4 weeks, AX = up to 16 weeks delivery time, please inquire for every order, A = on request, 📞 = please contact Wilo
Subject to change – all prices do not include VAT. Our General Terms of Delivery and Service apply (see www.wilo.com/legal) – valid from 01/01/2022 in Germany.

**Price group: PG3**

**Ordering information with differential pressure sensor**

| Type | Nominal flange diameter | Port-to-port length | Rated power | Phase | Net weight, approx. | Art. no. | | | GRD group |
|---|---|---|---|---|---|---|---|---|---|
| | | *L0* mm | $P_2$ kW | | *m* kg | | | EUR | |
| **Stratos GIGA2.0-I 40/1-23/1,5** | DN 40 | 280 | 1.4 | 3 | 35 | **2204725** | L | **5,053.-** | 17 |
| **Stratos GIGA2.0-I 40/1-31/2,2** | DN 40 | 280 | 2.1 | 3 | 35 | **2204731** | L | **5,729.-** | 17 |
| **Stratos GIGA2.0-I 40/1-37/3,0** | DN 40 | 280 | 2.8 | 3 | 35 | **2204730** | L | **6,224.-** | 17 |
| **Stratos GIGA2.0-I 50/1-20/1,5** | DN 50 | 280 | 1.4 | 3 | 37 | **2204732** | L | **5,491.-** | 17 |
| **Stratos GIGA2.0-I 50/1-30/2,2** | DN 50 | 280 | 2.3 | 3 | 37 | **2204738** | L | **5,995.-** | 17 |
| **Stratos GIGA2.0-I 50/1-37/3,0** | DN 50 | 280 | 3 | 3 | 39 | **2204737** | C | **7,082.-** | 17 |
| **Stratos GIGA2.0-I 65/1-15/1,5** | DN 65 | 340 | 1.5 | 3 | 41 | **2204739** | L | **5,403.-** | 17 |
| **Stratos GIGA2.0-I 65/1-25/2,2** | DN 65 | 340 | 2.1 | 3 | 42 | **2204746** | L | **6,066.-** | 17 |
| **Stratos GIGA2.0-I 65/1-31/3,0** | DN 65 | 340 | 2.9 | 3 | 42 | **2204745** | C | **7,015.-** | 17 |
| **Stratos GIGA2.0-I 65/1-37/4,0** | DN 65 | 340 | 3.9 | 3 | 44 | **2204744** | C | **7,440.-** | 17 |
| **Stratos GIGA2.0-I 80/1-13/1,5** | DN 80 | 360 | 1.5 | 3 | 46 | **2204747** | L | **5,509.-** | 17 |
| **Stratos GIGA2.0-I 80/1-20/2,2** | DN 80 | 360 | 2.2 | 3 | 49 | **2204756** | L | **6,167.-** | 17 |
| **Stratos GIGA2.0-I 80/1-24/3,0** | DN 80 | 360 | 2.9 | 3 | 49 | **2204755** | L | **7,017.-** | 17 |
| **Stratos GIGA2.0-I 80/1-30/4,0** | DN 80 | 360 | 3.9 | 3 | 50 | **2204754** | L | **7,347.-** | 17 |
| **Stratos GIGA2.0-I 100/1-8/2,2** | DN 100 | 500 | 2.1 | 3 | 86 | **2204776** | C | **7,714.-** | 18 |
| **Stratos GIGA2.0-I 100/1-9/1,5** | DN 100 | 450 | 1.4 | 3 | 58 | **2204757** | L | **5,861.-** | 17 |
| **Stratos GIGA2.0-I 100/1-9/3,0** | DN 100 | 500 | 2.6 | 3 | 86 | **2204775** | C | **8,276.-** | 18 |
| **Stratos GIGA2.0-I 100/1-11/4,0** | DN 100 | 500 | 3.7 | 3 | 105 | **2204774** | C | **8,753.-** | 18 |
| **Stratos GIGA2.0-I 100/1-17/2,2** | DN 100 | 450 | 2.2 | 3 | 58 | **2204766** | L | **6,622.-** | 17 |
| **Stratos GIGA2.0-I 100/1-20/3,0** | DN 100 | 450 | 2.9 | 3 | 57 | **2204765** | L | **7,144.-** | 17 |
| **Stratos GIGA2.0-I 100/1-25/4,0** | DN 100 | 450 | 3.8 | 3 | 58 | **2204764** | L | **7,596.-** | 17 |
| **Stratos GIGA2.0-I 125/1-7/2,2** | DN 125 | 620 | 2.1 | 3 | 109 | **2204781** | C | **8,804.-** | 18 |
| **Stratos GIGA2.0-I 125/1-9/3,0** | DN 125 | 620 | 2.7 | 3 | 109 | **2204780** | C | **9,479.-** | 18 |
| **Stratos GIGA2.0-I 125/1-11/4,0** | DN 125 | 620 | 3.7 | 3 | 128 | **2204779** | C | **9,956.-** | 18 |

**Price group: PG3**

**Ordering information without differential pressure sensor**

| Type | Nominal flange diameter | Port-to-port length | Rated power | Phase | Net weight, approx. | Art. no. | | | GRD group |
|---|---|---|---|---|---|---|---|---|---|
| | | *L0* mm | $P_2$ kW | | *m* kg | | | EUR | |
| **Stratos GIGA2.0-I 40/1-23/1,5-R1** | DN 40 | 280 | 1.4 | 3 | 35 | **2204849** | C | **4,538.-** | 17 |
| **Stratos GIGA2.0-I 40/1-31/2,2-R1** | DN 40 | 280 | 2.1 | 3 | 35 | **2204855** | C | **5,214.-** | 17 |
| **Stratos GIGA2.0-I 40/1-37/3,0-R1** | DN 40 | 280 | 2.8 | 3 | 35 | **2204854** | C | **5,709.-** | 17 |
| **Stratos GIGA2.0-I 50/1-20/1,5-R1** | DN 50 | 280 | 1.4 | 3 | 37 | **2204856** | C | **4,976.-** | 17 |
| **Stratos GIGA2.0-I 50/1-30/2,2-R1** | DN 50 | 280 | 2.3 | 3 | 37 | **2204862** | C | **5,479.-** | 17 |
| **Stratos GIGA2.0-I 50/1-37/3,0-R1** | DN 50 | 280 | 3 | 3 | 39 | **2204861** | C | **6,566.-** | 17 |
| **Stratos GIGA2.0-I 65/1-15/1,5-R1** | DN 65 | 340 | 1.5 | 3 | 41 | **2204863** | C | **4,888.-** | 17 |
| **Stratos GIGA2.0-I 65/1-25/2,2-R1** | DN 65 | 340 | 2.1 | 3 | 42 | **2204870** | C | **5,551.-** | 17 |
| **Stratos GIGA2.0-I 65/1-31/3,0-R1** | DN 65 | 340 | 2.9 | 3 | 42 | **2204869** | C | **6,500.-** | 17 |
| **Stratos GIGA2.0-I 65/1-37/4,0-R1** | DN 65 | 340 | 3.9 | 3 | 44 | **2204868** | C | **6,925.-** | 17 |
| **Stratos GIGA2.0-I 80/1-13/1,5-R1** | DN 80 | 360 | 1.5 | 3 | 46 | **2204871** | C | **4,994.-** | 17 |
| **Stratos GIGA2.0-I 80/1-20/2,2-R1** | DN 80 | 360 | 2.2 | 3 | 49 | **2204880** | C | **5,652.-** | 17 |
| **Stratos GIGA2.0-I 80/1-24/3,0-R1** | DN 80 | 360 | 2.9 | 3 | 49 | **2204879** | C | **6,502.-** | 17 |
| **Stratos GIGA2.0-I 80/1-30/4,0-R1** | DN 80 | 360 | 3.9 | 3 | 50 | **2204878** | C | **6,832.-** | 17 |
| **Stratos GIGA2.0-I 100/1-8/2,2-R1** | DN 100 | 500 | 2.1 | 3 | 86 | **2204900** | C | **7,198.-** | 18 |

= ready for delivery, L = supply availability, C = approx. 2 weeks, K = approx. 4 weeks, AX = up to 16 weeks delivery time, please inquire for every order, A = on request, = please contact Wilo
Subject to change – all prices do not include VAT. Our General Terms of Delivery and Service apply (see www.wilo.com/legal) – valid from 01/01/2022 in Germany.

Price group: PG3

**Ordering information without differential pressure sensor**

| Type | Nominal flange diameter | Port-to-port length | Rated power | Phase | Net weight, approx. | Art. no. | | | GRD group |
|---|---|---|---|---|---|---|---|---|---|
| | | *L0* mm | $P_2$ kW | | *m* kg | | | EUR | |
| **Stratos GIGA2.0-I 100/1-9/1,5-R1** | DN 100 | 450 | 1.4 | 3 | 58 | **2204881** | C | **5,346.-** | 17 |
| **Stratos GIGA2.0-I 100/1-9/3,0-R1** | DN 100 | 500 | 2.6 | 3 | 86 | **2204899** | C | **7,761.-** | 18 |
| **Stratos GIGA2.0-I 100/1-11/4,0-R1** | DN 100 | 500 | 3.7 | 3 | 105 | **2204898** | C | **8,238.-** | 18 |
| **Stratos GIGA2.0-I 100/1-17/2,2-R1** | DN 100 | 450 | 2.2 | 3 | 58 | **2204890** | C | **6,107.-** | 17 |
| **Stratos GIGA2.0-I 100/1-20/3,0-R1** | DN 100 | 450 | 2.9 | 3 | 57 | **2204889** | C | **6,629.-** | 17 |
| **Stratos GIGA2.0-I 100/1-25/4,0-R1** | DN 100 | 450 | 3.8 | 3 | 58 | **2204888** | C | **7,080.-** | 17 |
| **Stratos GIGA2.0-I 125/1-7/2,2-R1** | DN 125 | 620 | 2.1 | 3 | 109 | **2204905** | C | **8,289.-** | 18 |
| **Stratos GIGA2.0-I 125/1-9/3,0-R1** | DN 125 | 620 | 2.7 | 3 | 109 | **2204904** | C | **8,964.-** | 18 |
| **Stratos GIGA2.0-I 125/1-11/4,0-R1** | DN 125 | 620 | 3.7 | 3 | 128 | **2204903** | C | **9,441.-** | 18 |

Price group: PG3

**Ordering information with differential pressure sensor (special mechanical seal for water-glycol mixture)**

| Type | Nominal flange diameter | Port-to-port length | Rated power | Phase | Net weight, approx. | Art. no. | | | GRD group |
|---|---|---|---|---|---|---|---|---|---|
| | | *L0* mm | $P_2$ kW | | *m* kg | | | | |
| **Stratos GIGA2.0-I 40/1-23/1,5-S1** | DN 40 | 280 | 1.4 | 3 | 35 | **2204787** | A | ✆ | 17 |
| **Stratos GIGA2.0-I 40/1-31/2,2-S1** | DN 40 | 280 | 2.1 | 3 | 35 | **2204793** | A | ✆ | 17 |
| **Stratos GIGA2.0-I 40/1-37/3,0-S1** | DN 40 | 280 | 2.8 | 3 | 35 | **2204792** | A | ✆ | 17 |
| **Stratos GIGA2.0-I 50/1-20/1,5-S1** | DN 50 | 280 | 1.4 | 3 | 37 | **2204794** | A | ✆ | 17 |
| **Stratos GIGA2.0-I 50/1-30/2,2-S1** | DN 50 | 280 | 2.3 | 3 | 37 | **2204800** | A | ✆ | 17 |
| **Stratos GIGA2.0-I 50/1-37/3,0-S1** | DN 50 | 280 | 3 | 3 | 39 | **2204799** | A | ✆ | 17 |
| **Stratos GIGA2.0-I 65/1-15/1,5-S1** | DN 65 | 340 | 1.5 | 3 | 41 | **2204801** | A | ✆ | 17 |
| **Stratos GIGA2.0-I 65/1-25/2,2-S1** | DN 65 | 340 | 2.1 | 3 | 42 | **2204808** | A | ✆ | 17 |
| **Stratos GIGA2.0-I 65/1-31/3,0-S1** | DN 65 | 340 | 2.9 | 3 | 42 | **2204807** | A | ✆ | 17 |
| **Stratos GIGA2.0-I 65/1-37/4,0-S1** | DN 65 | 340 | 3.9 | 3 | 44 | **2204806** | A | ✆ | 17 |
| **Stratos GIGA2.0-I 80/1-13/1,5-S1** | DN 80 | 360 | 1.5 | 3 | 46 | **2204809** | A | ✆ | 17 |
| **Stratos GIGA2.0-I 80/1-20/2,2-S1** | DN 80 | 360 | 2.2 | 3 | 49 | **2204818** | A | ✆ | 17 |
| **Stratos GIGA2.0-I 80/1-24/3,0-S1** | DN 80 | 360 | 2.9 | 3 | 49 | **2204817** | A | ✆ | 17 |
| **Stratos GIGA2.0-I 80/1-30/4,0-S1** | DN 80 | 360 | 3.9 | 3 | 50 | **2204816** | A | ✆ | 17 |
| **Stratos GIGA2.0-I 100/1-8/2,2-S1** | DN 100 | 500 | 2.1 | 3 | 86 | **2204838** | A | ✆ | 18 |
| **Stratos GIGA2.0-I 100/1-9/1,5-S1** | DN 100 | 450 | 1.4 | 3 | 58 | **2204819** | K | **5,913.-** | 17 |
| **Stratos GIGA2.0-I 100/1-9/3,0-S1** | DN 100 | 500 | 2.6 | 3 | 86 | **2204837** | K | **8,329.-** | 18 |
| **Stratos GIGA2.0-I 100/1-11/4,0-S1** | DN 100 | 500 | 3.7 | 3 | 105 | **2204836** | K | **8,805.-** | 18 |
| **Stratos GIGA2.0-I 100/1-17/2,2-S1** | DN 100 | 450 | 2.2 | 3 | 58 | **2204828** | A | ✆ | 17 |
| **Stratos GIGA2.0-I 100/1-20/3,0-S1** | DN 100 | 450 | 2.9 | 3 | 57 | **2204827** | A | ✆ | 17 |
| **Stratos GIGA2.0-I 100/1-25/4,0-S1** | DN 100 | 450 | 3.8 | 3 | 58 | **2204826** | K | **7,648.-** | 17 |
| **Stratos GIGA2.0-I 125/1-7/2,2-S1** | DN 125 | 620 | 2.1 | 3 | 109 | **2204843** | K | **8,856.-** | 18 |
| **Stratos GIGA2.0-I 125/1-9/3,0-S1** | DN 125 | 620 | 2.7 | 3 | 109 | **2204842** | A | ✆ | 18 |
| **Stratos GIGA2.0-I 125/1-11/4,0-S1** | DN 125 | 620 | 3.7 | 3 | 128 | **2204841** | K | **10,008.-** | 18 |

🚚 = ready for delivery, L = supply availability, C = approx. 2 weeks, K = approx. 4 weeks, AX = up to 16 weeks delivery time, please inquire for every order, A = on request, ✆ = please contact Wilo
Subject to change – all prices do not include VAT. Our General Terms of Delivery and Service apply (see www.wilo.com/legal) – valid from 01/01/2022 in Germany.

**Price group: PG3**

**Ordering information without differential pressure sensor (special mechanical seal for water-glycol mixture)**

| Type | Nominal flange diameter | Port-to-port length | Rated power | Phase | Net weight, approx. | Art. no. | | | GRD group |
|---|---|---|---|---|---|---|---|---|---|
| | | *L0* mm | $P_2$ kW | | *m* kg | | | EUR | |
| **Stratos GIGA2.0-I 40/1-23/1,5-R1-S1** | DN 40 | 280 | 1.4 | 3 | 35 | **2204911** | K | **4,590.–** | 17 |
| **Stratos GIGA2.0-I 40/1-31/2,2-R1-S1** | DN 40 | 280 | 2.1 | 3 | 35 | **2204917** | K | **5,266.–** | 17 |
| **Stratos GIGA2.0-I 40/1-37/3,0-R1-S1** | DN 40 | 280 | 2.8 | 3 | 35 | **2204916** | K | **5,761.–** | 17 |
| **Stratos GIGA2.0-I 50/1-20/1,5-R1-S1** | DN 50 | 280 | 1.4 | 3 | 37 | **2204918** | K | **5,028.–** | 17 |
| **Stratos GIGA2.0-I 50/1-30/2,2-R1-S1** | DN 50 | 280 | 2.3 | 3 | 37 | **2204924** | K | **5,532.–** | 17 |
| **Stratos GIGA2.0-I 50/1-37/3,0-R1-S1** | DN 50 | 280 | 3 | 3 | 39 | **2204923** | K | **6,619.–** | 17 |
| **Stratos GIGA2.0-I 65/1-15/1,5-R1-S1** | DN 65 | 340 | 1.5 | 3 | 41 | **2204925** | K | **4,940.–** | 17 |
| **Stratos GIGA2.0-I 65/1-25/2,2-R1-S1** | DN 65 | 340 | 2.1 | 3 | 42 | **2204932** | K | **5,603.–** | 17 |
| **Stratos GIGA2.0-I 65/1-31/3,0-R1-S1** | DN 65 | 340 | 2.9 | 3 | 42 | **2204931** | K | **6,552.–** | 17 |
| **Stratos GIGA2.0-I 65/1-37/4,0-R1-S1** | DN 65 | 340 | 3.9 | 3 | 44 | **2204930** | K | **6,977.–** | 17 |
| **Stratos GIGA2.0-I 80/1-13/1,5-R1-S1** | DN 80 | 360 | 1.5 | 3 | 46 | **2204933** | K | **5,046.–** | 17 |
| **Stratos GIGA2.0-I 80/1-20/2,2-R1-S1** | DN 80 | 360 | 2.2 | 3 | 49 | **2204942** | K | **5,704.–** | 17 |
| **Stratos GIGA2.0-I 80/1-24/3,0-R1-S1** | DN 80 | 360 | 2.9 | 3 | 49 | **2204941** | K | **6,554.–** | 17 |
| **Stratos GIGA2.0-I 80/1-30/4,0-R1-S1** | DN 80 | 360 | 3.9 | 3 | 50 | **2204940** | K | **6,884.–** | 17 |
| **Stratos GIGA2.0-I 100/1-8/2,2-R1-S1** | DN 100 | 500 | 2.1 | 3 | 86 | **2204962** | K | **7,251.–** | 18 |
| **Stratos GIGA2.0-I 100/1-9/1,5-R1-S1** | DN 100 | 450 | 1.4 | 3 | 58 | **2204943** | K | **5,398.–** | 17 |
| **Stratos GIGA2.0-I 100/1-9/3,0-R1-S1** | DN 100 | 500 | 2.6 | 3 | 86 | **2204961** | K | **7,813.–** | 18 |
| **Stratos GIGA2.0-I 100/1-11/4,0-R1-S1** | DN 100 | 500 | 3.7 | 3 | 105 | **2204960** | K | **8,290.–** | 18 |
| **Stratos GIGA2.0-I 100/1-17/2,2-R1-S1** | DN 100 | 450 | 2.2 | 3 | 58 | **2204952** | K | **6,159.–** | 17 |
| **Stratos GIGA2.0-I 100/1-20/3,0-R1-S1** | DN 100 | 450 | 2.9 | 3 | 57 | **2204951** | K | **6,681.–** | 17 |
| **Stratos GIGA2.0-I 100/1-25/4,0-R1-S1** | DN 100 | 450 | 3.8 | 3 | 58 | **2204950** | K | **7,133.–** | 17 |
| **Stratos GIGA2.0-I 125/1-7/2,2-R1-S1** | DN 125 | 620 | 2.1 | 3 | 109 | **2204967** | K | **8,341.–** | 18 |
| **Stratos GIGA2.0-I 125/1-9/3,0-R1-S1** | DN 125 | 620 | 2.7 | 3 | 109 | **2204966** | K | **9,016.–** | 18 |
| **Stratos GIGA2.0-I 125/1-11/4,0-R1-S1** | DN 125 | 620 | 3.7 | 3 | 128 | **2204965** | K | **9,493.–** | 18 |



= ready for delivery, L = supply availability, C = approx. 2 weeks, K = approx. 4 weeks, AX = up to 16 weeks delivery time, please inquire for every order, A = on request, = please contact Wilo
Subject to change – all prices do not include VAT. Our General Terms of Delivery and Service apply (see www.wilo.com/legal) – valid from 01/01/2022 in Germany.




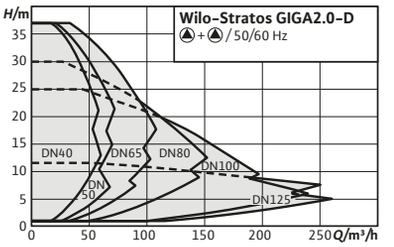


| Accessories | Page |
|---|---|
| Wall fixation/installation on a base | 211 |
| Differential pressure detection | 251 |
| Pump control/CIF module | 249 |
| Mechanical seals | 268 |
| Blind flanges | 269 |

IE5

## Wilo-Stratos GIGA2.0-D

### Construction
High efficiency in-line twin-head pump with EC motor and electronic power adjustment in glanded pump construction. Version as single-stage low-pressure centrifugal pump with flange connection and mechanical seal.

### Application
Pumping of heating water (in accordance with VDI 2035), cold water and water-glycol mixtures without abrasive substances in heating, air-conditioning and cooling systems.

### Scope of delivery
- → Pump
- → Wilo-Smart Connect module BT
- → Threaded cable glands with sealing inserts
- → Installation instructions (short version) and declaration of conformity

### Options
- → Variant ...-R1 without differential pressure sensor
- → ...-S1 variant with special mechanical seal (at additional charge)

### General notes – ErP (Ecodesign) Directive
For detailed information on the MEI values of the individual pump types, see: Wilo Online Catalogue, available at www.wilo.com

### Your advantages
- → Local adjustment and operation through mobile devices via Bluetooth as well as remote access option and multiple pump control thanks to connectivity via Wilo Net.
- → Analogue and digital interfaces provide a wide range of options, e.g. for integration into building automation systems
- → Optimal control using an application-guided setting assistant
- → Clear display and Green Button Technology for easy intuitive operation
- → Highest transparency of operating data for analysis and optimisation of pump and overall system
- → Optimum energy efficiency of the overall system through intelligent interaction of IE5 EC motor technology with proven pump hydraulics (MEI ≥0.7) as well as innovative control functions such as Dynamic Adapt plus, Multi-Flow Adaptation and T-const
- → High reliability thanks to innovative drive technology and proven pump hydraulics.

🚚 = ready for delivery, L = supply availability, C = approx. 2 weeks, K = approx. 4 weeks, AX = up to 16 weeks delivery time, please inquire for every order, A = on request, 📞 = please contact Wilo
Subject to change – all prices do not include VAT. Our General Terms of Delivery and Service apply (see www.wilo.com/legal) – valid from 01/01/2022 in Germany.

Price group: PG3

## Ordering information with differential pressure sensor

| Type | Nominal flange diameter | Port-to-port length | Rated power | Phase | Net weight, approx. | Art. no. | | | GRD group | Blind flange |
|---|---|---|---|---|---|---|---|---|---|---|
| | | *L0* mm | $P_2$ kW | | *m* kg | | | EUR | | |
| **Stratos GIGA2.0-D 40/1-23/1,5** | DN 40 | 280 | 1.4 | 3 | 56 | **2205609** | C | **9,803.–** | 17 | I |
| **Stratos GIGA2.0-D 40/1-31/2,2** | DN 40 | 280 | 2.1 | 3 | 56 | **2205615** | C | **11,117.–** | 17 | I |
| **Stratos GIGA2.0-D 40/1-37/3,0** | DN 40 | 280 | 2.8 | 3 | 56 | **2205614** | C | **12,075.–** | 17 | I |
| **Stratos GIGA2.0-D 50/1-20/1,5** | DN 50 | 280 | 1.4 | 3 | 60 | **2205616** | C | **10,652.–** | 17 | I |
| **Stratos GIGA2.0-D 50/1-30/2,2** | DN 50 | 280 | 2.3 | 3 | 58 | **2205622** | C | **11,628.–** | 17 | I |
| **Stratos GIGA2.0-D 50/1-37/3,0** | DN 50 | 280 | 3 | 3 | 60 | **2205621** | C | **13,808.–** | 17 | I |
| **Stratos GIGA2.0-D 65/1-15/1,5** | DN 65 | 340 | 1.5 | 3 | 69 | **2205623** | C | **10,482.–** | 17 | I |
| **Stratos GIGA2.0-D 65/1-25/2,2** | DN 65 | 340 | 2.1 | 3 | 67 | **2205630** | C | **11,222.–** | 17 | I |
| **Stratos GIGA2.0-D 65/1-31/3,0** | DN 65 | 340 | 2.9 | 3 | 67 | **2205629** | C | **13,470.–** | 17 | I |
| **Stratos GIGA2.0-D 65/1-37/4,0** | DN 65 | 340 | 3.9 | 3 | 68 | **2205628** | C | **14,287.–** | 17 | I |
| **Stratos GIGA2.0-D 80/1-13/1,5** | DN 80 | 360 | 1.5 | 3 | 72 | **2205631** | C | **11,161.–** | 17 | J |
| **Stratos GIGA2.0-D 80/1-20/2,2** | DN 80 | 360 | 2.2 | 3 | 81 | **2205640** | C | **11,842.–** | 17 | K |
| **Stratos GIGA2.0-D 80/1-24/3,0** | DN 80 | 360 | 2.9 | 3 | 81 | **2205639** | C | **13,473.–** | 17 | K |
| **Stratos GIGA2.0-D 80/1-30/4,0** | DN 80 | 360 | 3.9 | 3 | 82 | **2205638** | C | **14,106.–** | 17 | K |
| **Stratos GIGA2.0-D 100/1-8/2,2** | DN 100 | 500 | 2.1 | 3 | 141 | **2205660** | C | **14,887.–** | 18 | M |
| **Stratos GIGA2.0-D 100/1-9/1,5** | DN 100 | 450 | 1.4 | 3 | 97 | **2205641** | C | **11,311.–** | 17 | L |
| **Stratos GIGA2.0-D 100/1-9/3,0** | DN 100 | 500 | 2.6 | 3 | 141 | **2205659** | C | **15,973.–** | 18 | M |
| **Stratos GIGA2.0-D 100/1-11/4,0** | DN 100 | 500 | 3.7 | 3 | 160 | **2205658** | C | **16,893.–** | 18 | M |
| **Stratos GIGA2.0-D 100/1-17/2,2** | DN 100 | 450 | 2.2 | 3 | 95 | **2205650** | C | **12,846.–** | 17 | K |
| **Stratos GIGA2.0-D 100/1-20/3,0** | DN 100 | 450 | 2.9 | 3 | 93 | **2205649** | C | **13,858.–** | 17 | K |
| **Stratos GIGA2.0-D 100/1-25/4,0** | DN 100 | 450 | 3.8 | 3 | 95 | **2205648** | C | **14,735.–** | 17 | K |
| **Stratos GIGA2.0-D 125/1-7/2,2** | DN 125 | 620 | 2.1 | 3 | 208 | **2205665** | C | **16,992.–** | 18 | M |
| **Stratos GIGA2.0-D 125/1-9/3,0** | DN 125 | 620 | 2.7 | 3 | 208 | **2205664** | C | **18,295.–** | 18 | M |
| **Stratos GIGA2.0-D 125/1-11/4,0** | DN 125 | 620 | 3.7 | 3 | 228 | **2205663** | C | **19,215.–** | 18 | M |

Price group: PG3

## Ordering information without differential pressure sensor

| Type | Nominal flange diameter | Port-to-port length | Rated power | Phase | Net weight, approx. | Art. no. | | | GRD group | Blind flange |
|---|---|---|---|---|---|---|---|---|---|---|
| | | *L0* mm | $P_2$ kW | | *m* kg | | | EUR | | |
| **Stratos GIGA2.0-D 40/1-23/1,5-R1** | DN 40 | 280 | 1.4 | 3 | 56 | **2205733** | C | **9,287.–** | 17 | I |
| **Stratos GIGA2.0-D 40/1-31/2,2-R1** | DN 40 | 280 | 2.1 | 3 | 56 | **2205739** | C | **10,601.–** | 17 | I |
| **Stratos GIGA2.0-D 40/1-37/3,0-R1** | DN 40 | 280 | 2.8 | 3 | 56 | **2205738** | C | **11,560.–** | 17 | I |
| **Stratos GIGA2.0-D 50/1-20/1,5-R1** | DN 50 | 280 | 1.4 | 3 | 60 | **2205740** | C | **10,137.–** | 17 | I |
| **Stratos GIGA2.0-D 50/1-30/2,2-R1** | DN 50 | 280 | 2.3 | 3 | 58 | **2205746** | C | **11,113.–** | 17 | I |
| **Stratos GIGA2.0-D 50/1-37/3,0-R1** | DN 50 | 280 | 3 | 3 | 60 | **2205745** | C | **13,293.–** | 17 | I |
| **Stratos GIGA2.0-D 65/1-15/1,5-R1** | DN 65 | 340 | 1.5 | 3 | 69 | **2205747** | C | **9,967.–** | 17 | I |
| **Stratos GIGA2.0-D 65/1-25/2,2-R1** | DN 65 | 340 | 2.1 | 3 | 67 | **2205754** | C | **10,707.–** | 17 | I |
| **Stratos GIGA2.0-D 65/1-31/3,0-R1** | DN 65 | 340 | 2.9 | 3 | 67 | **2205753** | C | **12,955.–** | 17 | I |
| **Stratos GIGA2.0-D 65/1-37/4,0-R1** | DN 65 | 340 | 3.9 | 3 | 68 | **2205752** | C | **13,772.–** | 17 | I |
| **Stratos GIGA2.0-D 80/1-13/1,5-R1** | DN 80 | 360 | 1.5 | 3 | 72 | **2205755** | C | **10,646.–** | 17 | J |
| **Stratos GIGA2.0-D 80/1-20/2,2-R1** | DN 80 | 360 | 2.2 | 3 | 81 | **2205764** | C | **11,326.–** | 17 | K |
| **Stratos GIGA2.0-D 80/1-24/3,0-R1** | DN 80 | 360 | 2.9 | 3 | 81 | **2205763** | C | **12,958.–** | 17 | K |
| **Stratos GIGA2.0-D 80/1-30/4,0-R1** | DN 80 | 360 | 3.9 | 3 | 82 | **2205762** | C | **13,591.–** | 17 | K |

= ready for delivery, L = supply availability, C = approx. 2 weeks, K = approx. 4 weeks, AX = up to 16 weeks delivery time, please inquire for every order, A = on request, = please contact Wilo
Subject to change – all prices do not include VAT. Our General Terms of Delivery and Service apply (see www.wilo.com/legal) – valid from 01/01/2022 in Germany.

Price group: PG3

**Ordering information without differential pressure sensor**

| Type | Nominal flange diameter | Port-to-port length | Rated power | Phase | Net weight, approx. | Art. no. | | | GRD group | Blind flange |
|---|---|---|---|---|---|---|---|---|---|---|
| | | *L0* mm | $P_2$ kW | | *m* kg | | | EUR | | |
| **Stratos GIGA2.0-D 100/1-8/2,2-R1** | DN 100 | 500 | 2.1 | 3 | 141 | **2205784** | C | **14,372.–** | 18 | M |
| **Stratos GIGA2.0-D 100/1-9/1,5-R1** | DN 100 | 450 | 1.4 | 3 | 97 | **2205765** | C | **10,795.–** | 17 | L |
| **Stratos GIGA2.0-D 100/1-9/3,0-R1** | DN 100 | 500 | 2.6 | 3 | 141 | **2205783** | C | **15,458.–** | 18 | M |
| **Stratos GIGA2.0-D 100/1-11/4,0-R1** | DN 100 | 500 | 3.7 | 3 | 160 | **2205782** | C | **16,378.–** | 18 | M |
| **Stratos GIGA2.0-D 100/1-17/2,2-R1** | DN 100 | 450 | 2.2 | 3 | 95 | **2205774** | C | **12,331.–** | 17 | K |
| **Stratos GIGA2.0-D 100/1-20/3,0-R1** | DN 100 | 450 | 2.9 | 3 | 93 | **2205773** | C | **13,343.–** | 17 | K |
| **Stratos GIGA2.0-D 100/1-25/4,0-R1** | DN 100 | 450 | 3.8 | 3 | 95 | **2205772** | C | **14,220.–** | 17 | K |
| **Stratos GIGA2.0-D 125/1-7/2,2-R1** | DN 125 | 620 | 2.1 | 3 | 208 | **2205789** | C | **16,477.–** | 18 | M |
| **Stratos GIGA2.0-D 125/1-9/3,0-R1** | DN 125 | 620 | 2.7 | 3 | 208 | **2205788** | C | **17,779.–** | 18 | M |
| **Stratos GIGA2.0-D 125/1-11/4,0-R1** | DN 125 | 620 | 3.7 | 3 | 228 | **2205787** | C | **18,700.–** | 18 | M |

Price group: PG3

**Ordering information with differential pressure sensor (special mechanical seal for water-glycol mixture)**

| Type | Nominal flange diameter | Port-to-port length | Rated power | Phase | Net weight, approx. | Art. no. | | | GRD group | Blind flange |
|---|---|---|---|---|---|---|---|---|---|---|
| | | *L0* mm | $P_2$ kW | | *m* kg | | | EUR | | |
| **Stratos GIGA2.0-D 40/1-23/1,5-S1** | DN 40 | 280 | 1.4 | 3 | 56 | **2205671** | K | **9,907.–** | 17 | I |
| **Stratos GIGA2.0-D 40/1-31/2,2-S1** | DN 40 | 280 | 2.1 | 3 | 56 | **2205677** | K | **11,221.–** | 17 | I |
| **Stratos GIGA2.0-D 40/1-37/3,0-S1** | DN 40 | 280 | 2.8 | 3 | 56 | **2205676** | K | **12,180.–** | 17 | I |
| **Stratos GIGA2.0-D 50/1-20/1,5-S1** | DN 50 | 280 | 1.4 | 3 | 60 | **2205678** | K | **10,757.–** | 17 | I |
| **Stratos GIGA2.0-D 50/1-30/2,2-S1** | DN 50 | 280 | 2.3 | 3 | 58 | **2205684** | K | **11,733.–** | 17 | I |
| **Stratos GIGA2.0-D 50/1-37/3,0-S1** | DN 50 | 280 | 3 | 3 | 60 | **2205683** | K | **13,912.–** | 17 | I |
| **Stratos GIGA2.0-D 65/1-15/1,5-S1** | DN 65 | 340 | 1.5 | 3 | 69 | **2205685** | K | **10,587.–** | 17 | I |
| **Stratos GIGA2.0-D 65/1-25/2,2-S1** | DN 65 | 340 | 2.1 | 3 | 67 | **2205692** | K | **11,326.–** | 17 | I |
| **Stratos GIGA2.0-D 65/1-31/3,0-S1** | DN 65 | 340 | 2.9 | 3 | 67 | **2205691** | K | **13,574.–** | 17 | I |
| **Stratos GIGA2.0-D 65/1-37/4,0-S1** | DN 65 | 340 | 3.9 | 3 | 68 | **2205690** | K | **14,391.–** | 17 | I |
| **Stratos GIGA2.0-D 80/1-13/1,5-S1** | DN 80 | 360 | 1.5 | 3 | 72 | **2205693** | K | **11,265.–** | 17 | J |
| **Stratos GIGA2.0-D 80/1-20/2,2-S1** | DN 80 | 360 | 2.2 | 3 | 81 | **2205702** | K | **11,946.–** | 17 | K |
| **Stratos GIGA2.0-D 80/1-24/3,0-S1** | DN 80 | 360 | 2.9 | 3 | 81 | **2205701** | K | **13,578.–** | 17 | K |
| **Stratos GIGA2.0-D 80/1-30/4,0-S1** | DN 80 | 360 | 3.9 | 3 | 82 | **2205700** | K | **14,211.–** | 17 | K |
| **Stratos GIGA2.0-D 100/1-8/2,2-S1** | DN 100 | 500 | 2.1 | 3 | 141 | **2205722** | K | **14,992.–** | 18 | M |
| **Stratos GIGA2.0-D 100/1-9/1,5-S1** | DN 100 | 450 | 1.4 | 3 | 97 | **2205703** | K | **11,415.–** | 17 | L |
| **Stratos GIGA2.0-D 100/1-9/3,0-S1** | DN 100 | 500 | 2.6 | 3 | 141 | **2205721** | K | **16,077.–** | 18 | M |
| **Stratos GIGA2.0-D 100/1-11/4,0-S1** | DN 100 | 500 | 3.7 | 3 | 160 | **2205720** | K | **16,998.–** | 18 | M |
| **Stratos GIGA2.0-D 100/1-17/2,2-S1** | DN 100 | 450 | 2.2 | 3 | 95 | **2205712** | K | **12,950.–** | 17 | K |
| **Stratos GIGA2.0-D 100/1-20/3,0-S1** | DN 100 | 450 | 2.9 | 3 | 93 | **2205711** | K | **13,962.–** | 17 | K |
| **Stratos GIGA2.0-D 100/1-25/4,0-S1** | DN 100 | 450 | 3.8 | 3 | 95 | **2205710** | K | **14,839.–** | 17 | K |
| **Stratos GIGA2.0-D 125/1-7/2,2-S1** | DN 125 | 620 | 2.1 | 3 | 208 | **2205727** | K | **17,096.–** | 18 | M |
| **Stratos GIGA2.0-D 125/1-9/3,0-S1** | DN 125 | 620 | 2.7 | 3 | 208 | **2205726** | K | **18,399.–** | 18 | M |
| **Stratos GIGA2.0-D 125/1-11/4,0-S1** | DN 125 | 620 | 3.7 | 3 | 228 | **2205725** | K | **19,319.–** | 18 | M |

= ready for delivery, L = supply availability, C = approx. 2 weeks, K = approx. 4 weeks, AX = up to 16 weeks delivery time, please inquire for every order, A = on request, = please contact Wilo
Subject to change – all prices do not include VAT. Our General Terms of Delivery and Service apply (see www.wilo.com/legal) – valid from 01/01/2022 in Germany.

**Price group: PG3**

**Ordering information without differential pressure sensor (special mechanical seal for water-glycol mixture)**

| Type | Nominal flange diameter | Port-to-port length | Rated power | Phase | Net weight, approx. | Art. no. | | | GRD group | Blind flange |
|---|---|---|---|---|---|---|---|---|---|---|
| | | *L0* mm | $P_2$ kW | | *m* kg | | | EUR | | |
| **Stratos GIGA2.0-D 40/1-23/1,5-R1-S1** | DN 40 | 280 | 1.4 | 3 | 56 | **2205795** | K | **9,392.–** | 17 | I |
| **Stratos GIGA2.0-D 40/1-31/2,2-R1-S1** | DN 40 | 280 | 2.1 | 3 | 56 | **2205801** | K | **10,706.–** | 17 | I |
| **Stratos GIGA2.0-D 40/1-37/3,0-R1-S1** | DN 40 | 280 | 2.8 | 3 | 56 | **2205800** | K | **11,665.–** | 17 | I |
| **Stratos GIGA2.0-D 50/1-20/1,5-R1-S1** | DN 50 | 280 | 1.4 | 3 | 60 | **2205802** | K | **10,242.–** | 17 | I |
| **Stratos GIGA2.0-D 50/1-30/2,2-R1-S1** | DN 50 | 280 | 2.3 | 3 | 58 | **2205808** | K | **11,218.–** | 17 | I |
| **Stratos GIGA2.0-D 50/1-37/3,0-R1-S1** | DN 50 | 280 | 3 | 3 | 60 | **2205807** | K | **13,397.–** | 17 | I |
| **Stratos GIGA2.0-D 65/1-15/1,5-R1-S1** | DN 65 | 340 | 1.5 | 3 | 69 | **2205809** | K | **10,072.–** | 17 | I |
| **Stratos GIGA2.0-D 65/1-25/2,2-R1-S1** | DN 65 | 340 | 2.1 | 3 | 67 | **2205816** | K | **10,811.–** | 17 | I |
| **Stratos GIGA2.0-D 65/1-31/3,0-R1-S1** | DN 65 | 340 | 2.9 | 3 | 67 | **2205815** | K | **13,059.–** | 17 | I |
| **Stratos GIGA2.0-D 65/1-37/4,0-R1-S1** | DN 65 | 340 | 3.9 | 3 | 68 | **2205814** | K | **13,876.–** | 17 | I |
| **Stratos GIGA2.0-D 80/1-13/1,5-R1-S1** | DN 80 | 360 | 1.5 | 3 | 72 | **2205817** | K | **10,750.–** | 17 | J |
| **Stratos GIGA2.0-D 80/1-20/2,2-R1-S1** | DN 80 | 360 | 2.2 | 3 | 81 | **2205826** | K | **11,431.–** | 17 | K |
| **Stratos GIGA2.0-D 80/1-24/3,0-R1-S1** | DN 80 | 360 | 2.9 | 3 | 81 | **2205825** | K | **13,063.–** | 17 | K |
| **Stratos GIGA2.0-D 80/1-30/4,0-R1-S1** | DN 80 | 360 | 3.9 | 3 | 82 | **2205824** | K | **13,696.–** | 17 | K |
| **Stratos GIGA2.0-D 100/1-8/2,2-R1-S1** | DN 100 | 500 | 2.1 | 3 | 141 | **2205846** | K | **14,476.–** | 18 | M |
| **Stratos GIGA2.0-D 100/1-9/1,5-R1-S1** | DN 100 | 450 | 1.4 | 3 | 97 | **2205827** | K | **10,900.–** | 17 | L |
| **Stratos GIGA2.0-D 100/1-9/3,0-R1-S1** | DN 100 | 500 | 2.6 | 3 | 141 | **2205845** | K | **15,562.–** | 18 | M |
| **Stratos GIGA2.0-D 100/1-11/4,0-R1-S1** | DN 100 | 500 | 3.7 | 3 | 160 | **2205844** | K | **16,483.–** | 18 | M |
| **Stratos GIGA2.0-D 100/1-17/2,2-R1-S1** | DN 100 | 450 | 2.2 | 3 | 95 | **2205836** | K | **12,435.–** | 17 | K |
| **Stratos GIGA2.0-D 100/1-20/3,0-R1-S1** | DN 100 | 450 | 2.9 | 3 | 93 | **2205835** | K | **13,447.–** | 17 | K |
| **Stratos GIGA2.0-D 100/1-25/4,0-R1-S1** | DN 100 | 450 | 3.8 | 3 | 95 | **2205834** | K | **14,324.–** | 17 | K |
| **Stratos GIGA2.0-D 125/1-7/2,2-R1-S1** | DN 125 | 620 | 2.1 | 3 | 208 | **2205851** | K | **16,581.–** | 18 | M |
| **Stratos GIGA2.0-D 125/1-9/3,0-R1-S1** | DN 125 | 620 | 2.7 | 3 | 208 | **2205850** | K | **17,884.–** | 18 | M |
| **Stratos GIGA2.0-D 125/1-11/4,0-R1-S1** | DN 125 | 620 | 3.7 | 3 | 228 | **2205849** | K | **18,804.–** | 18 | M |



= ready for delivery, L = supply availability, C = approx. 2 weeks, K = approx. 4 weeks, AX = up to 16 weeks delivery time, please inquire for every order, A = on request, = please contact Wilo
Subject to change – all prices do not include VAT. Our General Terms of Delivery and Service apply (see www.wilo.com/legal) – valid from 01/01/2022 in Germany.



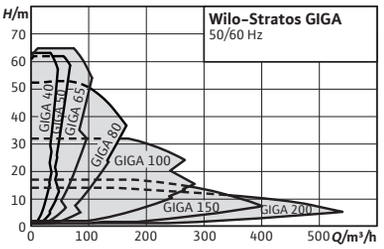


| Accessories | Page |
|---|---|
| IR-Stick | 270 |
| Wall fixation/installation on a base | 211 |
| Differential pressure detection | 251 |
| Pump control/IF modul | 247 |
| Pump control CCe-HVAC | 233 |
| Pump control SCe-HVAC | 237 |
| Mechanical seals | 268 |

HIGH EFFICIENCY DRIVE IE5

## Wilo-Stratos GIGA

### Construction
High-efficiency in-line pump with EC motor and electronic power adjustment in glanded pump design. Version as single-stage low-pressure centrifugal pump with flange connection and mechanical seal.

### Application
The pumping of heating water (in accordance with VDI 2035), cold water and water-glycol mixtures without abrasive substances in heating, cold water and cooling systems.

### Scope of delivery
- → Pump
- → Installation and operating instructions

### Options
- → Variant ...-R1 without differential pressure sensor
- → ...-S1 variant with special mechanical seal (at additional charge)

### Your advantages
- → Innovative high-efficiency pump for maximum overall efficiency levels
- → High-efficiency EC motor with efficiency class IE5 in accordance with IEC 60034-30-2
- → Optional interfaces for connection to building automation using insertable IF modules

### General notes - ErP (Ecodesign) Directive
For detailed information on the MEI values of the individual pump types, see: Wilo Online Catalogue, available at www.wilo.com

**Price group: PG3**

**Ordering information with differential pressure sensor**

| Type | Nominal flange diameter | Port-to-port length | Rated power | Net weight, approx. | Art. no. | | | GRD group |
|---|---|---|---|---|---|---|---|---|
| | | *L0* mm | $P_2$ kW | *m* kg | | 🚚 | EUR | |
| **Stratos GIGA 40/1-25/1,6** | DN 40 | 280 | 1.6 | 39 | 2170114 | C | **4,812.-** | 11 |
| **Stratos GIGA 40/1-32/2,2** | DN 40 | 280 | 2.1 | 39 | 2170113 | C | **5,457.-** | 11 |
| **Stratos GIGA 40/1-39/3,0** | DN 40 | 280 | 2.9 | 39 | 2170112 | C | **5,928.-** | 11 |
| **Stratos GIGA 40/1-45/3,8** | DN 40 | 280 | 3.6 | 41 | 2170111 | C | **6,606.-** | 11 |
| **Stratos GIGA 40/1-51/4,2** | DN 40 | 280 | 4.2 | 41 | 2170110 | C | **7,105.-** | 11 |
| **Stratos GIGA 40/4-63/11** | DN 40 | 440 | 11 | 140 | 2191913 | C | **9,815.-** | 5 |

🚚 = ready for delivery, L = supply availability, C = approx. 2 weeks, K = approx. 4 weeks, AX = up to 16 weeks delivery time, please inquire for every order, A = on request, 📞 = please contact Wilo
Subject to change – all prices do not include VAT. Our General Terms of Delivery and Service apply (see www.wilo.com/legal) – valid from 01/01/2022 in Germany.

**Stratos GIGA**

**Price group: PG3**

**Ordering information with differential pressure sensor**

| Type | Nominal flange diameter | Port-to-port length | Rated power | Net weight, approx. | Art. no. | | | GRD group |
|---|---|---|---|---|---|---|---|---|
| | | *L0* mm | $P_2$ kW | *m* kg | | | EUR | |
| **Stratos GIGA 50/1-14/0,8** | DN 50 | 280 | 0.8 | 40 | 2170118 | L | **3,765.–** | 11 |
| **Stratos GIGA 50/1-20/1,3** | DN 50 | 280 | 1.3 | 40 | 2170117 | L | **4,476.–** | 11 |
| **Stratos GIGA 50/1-26/1,9** | DN 50 | 280 | 1.9 | 40 | 2170116 | C | **5,280.–** | 11 |
| **Stratos GIGA 50/1-33/2,6** | DN 50 | 280 | 2.6 | 40 | 2170115 | C | **5,764.–** | 11 |
| **Stratos GIGA 50/1-38/2,8** | DN 50 | 280 | 2.8 | 40 | 2170121 | C | **5,934.–** | 11 |
| **Stratos GIGA 50/1-44/3,2** | DN 50 | 280 | 3.2 | 42 | 2170120 | K | **6,809.–** | 11 |
| **Stratos GIGA 50/1-50/4,2** | DN 50 | 280 | 4.2 | 42 | 2170119 | C | **7,185.–** | 11 |
| **Stratos GIGA 50/4-53/11** | DN 50 | 440 | 11.4 | 142 | 2191914 | C | **10,010.–** | 5 |
| **Stratos GIGA 50/4-62/15** | DN 50 | 440 | 14.9 | 152 | 2191915 | C | **11,572.–** | 5 |
| **Stratos GIGA 65/1-8/0,6** | DN 65 | 340 | 0.6 | 45 | 2170124 | C | **3,979.–** | 11 |
| **Stratos GIGA 65/1-12/1,1** | DN 65 | 340 | 1.1 | 45 | 2170123 | L | **4,674.–** | 11 |
| **Stratos GIGA 65/1-17/1,7** | DN 65 | 340 | 1.7 | 45 | 2170122 | C | **5,146.–** | 11 |
| **Stratos GIGA 65/1-21/2,3** | DN 65 | 340 | 2.3 | 44 | 2170126 | C | **5,777.–** | 11 |
| **Stratos GIGA 65/1-27/3,0** | DN 65 | 340 | 3 | 44 | 2170125 | C | **6,577.–** | 11 |
| **Stratos GIGA 65/1-34/3,1** | DN 65 | 340 | 3.1 | 44 | 2170129 | K | **6,681.–** | 11 |
| **Stratos GIGA 65/1-38/3,8** | DN 65 | 340 | 3.8 | 45 | 2170128 | K | **7,086.–** | 11 |
| **Stratos GIGA 65/1-42/4,8** | DN 65 | 340 | 4.8 | 53 | 2170127 | C | **7,379.–** | 11 |
| **Stratos GIGA 65/3-40/11** | DN 65 | 430 | 11.3 | 134 | 2191916 | C | **10,054.–** | 5 |
| **Stratos GIGA 65/3-49/15** | DN 65 | 475 | 15.6 | 159 | 2191917 | C | **11,673.–** | 6 |
| **Stratos GIGA 65/4-57/18,5** | DN 65 | 475 | 19.6 | 163 | 2191918 | C | **13,592.–** | 6 |
| **Stratos GIGA 65/5-65/22** | DN 65 | 475 | 23.6 | 170 | 2191919 | C | **15,538.–** | 6 |
| **Stratos GIGA 80/1-16/2,3** | DN 80 | 360 | 2.3 | 49 | 2170131 | C | **5,988.–** | 11 |
| **Stratos GIGA 80/1-21/3,5** | DN 80 | 360 | 3.5 | 49 | 2170130 | C | **6,813.–** | 11 |
| **Stratos GIGA 80/1-32/4,1** | DN 80 | 360 | 4.1 | 61 | 2170133 | C | **7,133.–** | 11 |
| **Stratos GIGA 80/1-37/5,3** | DN 80 | 360 | 5.3 | 61 | 2170132 | C | **7,389.–** | 11 |
| **Stratos GIGA 80/2-31/11** | DN 80 | 440 | 11.3 | 142 | 2191920 | C | **10,285.–** | 5 |
| **Stratos GIGA 80/3-40/15** | DN 80 | 440 | 15.5 | 152 | 2191921 | C | **11,728.–** | 5 |
| **Stratos GIGA 80/3-48/18,5** | DN 80 | 500 | 19.6 | 170 | 2191922 | C | **13,724.–** | 6 |
| **Stratos GIGA 80/4-53/22** | DN 80 | 500 | 22.3 | 176 | 2191923 | C | **15,684.–** | 6 |
| **Stratos GIGA 100/1-13/2,3** | DN 100 | 450 | 2.3 | 67 | 2170135 | C | **6,429.–** | 11 |
| **Stratos GIGA 100/1-17/3,7** | DN 100 | 450 | 3.7 | 67 | 2170134 | C | **7,144.–** | 11 |
| **Stratos GIGA 100/1-27/4,8** | DN 100 | 450 | 4.8 | 69 | 2170137 | C | **7,374.–** | 11 |
| **Stratos GIGA 100/1-33/6,0** | DN 100 | 450 | 6.1 | 74 | 2170136 | L | **7,966.–** | 11 |
| **Stratos GIGA 100/2-22/11** | DN 100 | 500 | 11.4 | 155 | 2191924 | L | **10,322.–** | 6 |
| **Stratos GIGA 100/2-24/11** | DN 100 | 550 | 10.8 | 232 | 2191928 | C | **11,382.–** | 6 |
| **Stratos GIGA 100/2-26/15** | DN 100 | 500 | 15.2 | 165 | 2191925 | C | **11,770.–** | 6 |
| **Stratos GIGA 100/2-29/18,5** | DN 100 | 500 | 18.2 | 169 | 2191926 | C | **13,796.–** | 6 |
| **Stratos GIGA 100/3-33/22** | DN 100 | 500 | 24.1 | 176 | 2191927 | C | **15,773.–** | 6 |
| **Stratos GIGA 150/1-14/11** | DN 150 | 700 | 11.7 | 265 | 2191929 | C | **12,739.–** | 6 |
| **Stratos GIGA 150/2-17/15** | DN 150 | 700 | 15.7 | 329 | 2191930 | C | **14,209.–** | 7 |
| **Stratos GIGA 200/1-14/15** | DN 200 | 800 | 15.3 | 386 | 2191933 | C | **15,704.–** | 7 |

= ready for delivery, L = supply availability, C = approx. 2 weeks, K = approx. 4 weeks, AX = up to 16 weeks delivery time, please inquire for every order, A = on request, = please contact Wilo
Subject to change – all prices do not include VAT. Our General Terms of Delivery and Service apply (see www.wilo.com/legal) – valid from 01/01/2022 in Germany.

**Price group: PG3**

**Ordering information without differential pressure sensor**

| Type | Nominal flange diameter | Port-to-port length | Rated power | Net weight, approx. | Art. no. | | | GRD group |
|---|---|---|---|---|---|---|---|---|
| | | *L0* mm | $P_2$ kW | *m* kg | | | EUR | |
| **Stratos GIGA 40/1-25/1,6-R1** | DN 40 | 280 | 1.6 | 39 | 2170170 | K | **4,297.–** | 11 |
| **Stratos GIGA 40/1-32/2,2-R1** | DN 40 | 280 | 2.1 | 39 | 2170169 | K | **4,942.–** | 11 |
| **Stratos GIGA 40/1-39/3,0-R1** | DN 40 | 280 | 2.9 | 39 | 2170168 | K | **5,412.–** | 11 |
| **Stratos GIGA 40/1-45/3,8-R1** | DN 40 | 280 | 3.6 | 41 | 2170167 | C | **6,091.–** | 11 |
| **Stratos GIGA 40/1-51/4,2-R1** | DN 40 | 280 | 4.2 | 41 | 2170166 | C | **6,590.–** | 11 |
| **Stratos GIGA 40/4-63/11-R1** | DN 40 | 440 | 11 | 140 | 2191959 | C | **9,300.–** | 5 |
| **Stratos GIGA 50/1-14/0,8-R1** | DN 50 | 280 | 0.8 | 40 | 2170174 | C | **3,250.–** | 11 |
| **Stratos GIGA 50/1-20/1,3-R1** | DN 50 | 280 | 1.3 | 40 | 2170173 | C | **3,961.–** | 11 |
| **Stratos GIGA 50/1-26/1,9-R1** | DN 50 | 280 | 1.9 | 40 | 2170172 | K | **4,765.–** | 11 |
| **Stratos GIGA 50/1-33/2,6-R1** | DN 50 | 280 | 2.6 | 40 | 2170171 | K | **5,249.–** | 11 |
| **Stratos GIGA 50/1-38/2,8-R1** | DN 50 | 280 | 2.8 | 40 | 2170177 | C | **5,419.–** | 11 |
| **Stratos GIGA 50/1-44/3,2-R1** | DN 50 | 280 | 3.2 | 42 | 2170176 | K | **6,294.–** | 11 |
| **Stratos GIGA 50/1-50/4,2-R1** | DN 50 | 280 | 4.2 | 42 | 2170175 | C | **6,670.–** | 11 |
| **Stratos GIGA 50/4-53/11-R1** | DN 50 | 440 | 11.4 | 142 | 2191960 | C | **9,495.–** | 5 |
| **Stratos GIGA 50/4-62/15-R1** | DN 50 | 440 | 14.9 | 152 | 2191961 | C | **11,056.–** | 5 |
| **Stratos GIGA 65/1-8/0,6-R1** | DN 65 | 340 | 0.6 | 45 | 2170180 | C | **3,464.–** | 11 |
| **Stratos GIGA 65/1-12/1,1-R1** | DN 65 | 340 | 1.1 | 45 | 2170179 | C | **4,159.–** | 11 |
| **Stratos GIGA 65/1-17/1,7-R1** | DN 65 | 340 | 1.7 | 45 | 2170178 | K | **4,631.–** | 11 |
| **Stratos GIGA 65/1-21/2,3-R1** | DN 65 | 340 | 2.3 | 44 | 2170182 | K | **5,262.–** | 11 |
| **Stratos GIGA 65/1-27/3,0-R1** | DN 65 | 340 | 3 | 44 | 2170181 | C | **6,062.–** | 11 |
| **Stratos GIGA 65/1-34/3,1-R1** | DN 65 | 340 | 3.1 | 44 | 2170185 | K | **6,166.–** | 11 |
| **Stratos GIGA 65/1-38/3,8-R1** | DN 65 | 340 | 3.8 | 45 | 2170184 | K | **6,571.–** | 11 |
| **Stratos GIGA 65/1-42/4,8-R1** | DN 65 | 340 | 4.8 | 53 | 2170183 | C | **6,864.–** | 11 |
| **Stratos GIGA 65/3-40/11-R1** | DN 65 | 430 | 11.3 | 134 | 2191962 | C | **9,539.–** | 5 |
| **Stratos GIGA 65/3-49/15-R1** | DN 65 | 475 | 15.6 | 159 | 2191963 | C | **11,157.–** | 6 |
| **Stratos GIGA 65/4-57/18,5-R1** | DN 65 | 475 | 19.6 | 163 | 2191964 | C | **13,077.–** | 6 |
| **Stratos GIGA 65/5-65/22-R1** | DN 65 | 475 | 23.6 | 170 | 2191965 | C | **15,023.–** | 6 |
| **Stratos GIGA 80/1-16/2,3-R1** | DN 80 | 360 | 2.3 | 49 | 2170187 | K | **5,473.–** | 11 |
| **Stratos GIGA 80/1-21/3,5-R1** | DN 80 | 360 | 3.5 | 49 | 2170186 | K | **6,298.–** | 11 |
| **Stratos GIGA 80/1-32/4,1-R1** | DN 80 | 360 | 4.1 | 61 | 2170189 | K | **6,618.–** | 11 |
| **Stratos GIGA 80/1-37/5,3-R1** | DN 80 | 360 | 5.3 | 61 | 2170188 | C | **6,874.–** | 11 |
| **Stratos GIGA 80/2-31/11-R1** | DN 80 | 440 | 11.3 | 142 | 2191966 | C | **9,770.–** | 5 |
| **Stratos GIGA 80/3-40/15-R1** | DN 80 | 440 | 15.5 | 152 | 2191967 | C | **11,213.–** | 5 |
| **Stratos GIGA 80/3-48/18,5-R1** | DN 80 | 500 | 19.6 | 170 | 2191968 | C | **13,209.–** | 6 |
| **Stratos GIGA 80/4-53/22-R1** | DN 80 | 500 | 22.3 | 176 | 2191969 | C | **15,169.–** | 6 |
| **Stratos GIGA 100/1-13/2,3-R1** | DN 100 | 450 | 2.3 | 67 | 2170191 | K | **5,914.–** | 11 |
| **Stratos GIGA 100/1-17/3,7-R1** | DN 100 | 450 | 3.7 | 67 | 2170190 | K | **6,629.–** | 11 |
| **Stratos GIGA 100/1-27/4,8-R1** | DN 100 | 450 | 4.8 | 69 | 2170193 | K | **6,859.–** | 11 |
| **Stratos GIGA 100/1-33/6,0-R1** | DN 100 | 450 | 6.1 | 74 | 2170192 | C | **7,450.–** | 11 |
| **Stratos GIGA 100/2-22/11-R1** | DN 100 | 500 | 11.4 | 155 | 2191970 | C | **9,807.–** | 6 |
| **Stratos GIGA 100/2-24/11-R1** | DN 100 | 550 | 10.8 | 232 | 2191974 | C | **10,867.–** | 6 |
| **Stratos GIGA 100/2-26/15-R1** | DN 100 | 500 | 15.2 | 165 | 2191971 | C | **11,255.–** | 6 |
| **Stratos GIGA 100/2-29/18,5-R1** | DN 100 | 500 | 18.2 | 169 | 2191972 | C | **13,280.–** | 6 |
| **Stratos GIGA 100/3-33/22-R1** | DN 100 | 500 | 24.1 | 176 | 2191973 | C | **15,258.–** | 6 |
| **Stratos GIGA 150/1-14/11-R1** | DN 150 | 700 | 11.7 | 265 | 2191975 | C | **12,224.–** | 6 |
| **Stratos GIGA 150/2-17/15-R1** | DN 150 | 700 | 15.7 | 329 | 2191976 | C | **13,693.–** | 7 |
| **Stratos GIGA 200/1-14/15-R1** | DN 200 | 800 | 15.3 | 386 | 2191979 | C | **15,189.–** | 7 |

= ready for delivery, L = supply availability, C = approx. 2 weeks, K = approx. 4 weeks, AX = up to 16 weeks delivery time, please inquire for every order, A = on request, = please contact Wilo
Subject to change – all prices do not include VAT. Our General Terms of Delivery and Service apply (see www.wilo.com/legal) – valid from 01/01/2022 in Germany.

**Price group: PG3**

**Ordering information with differential pressure sensor (special mechanical seal for water-glycol mixture)**

| Type | Nominal flange diameter | Port-to-port length | Rated power | Net weight, approx. | Art. no. | | | GRD group |
|---|---|---|---|---|---|---|---|---|
| | | *L0* mm | $P_2$ kW | *m* kg | | | EUR | |
| **Stratos GIGA 40/4-63/11-S1** | DN 40 | 440 | 11 | 140 | 2192281 | K | **9,867.-** | 5 |
| **Stratos GIGA 50/4-53/11-S1** | DN 50 | 440 | 11.4 | 142 | 2192282 | K | **10,062.-** | 5 |
| **Stratos GIGA 50/4-62/15-S1** | DN 50 | 440 | 14.9 | 152 | 2192283 | K | **11,624.-** | 5 |
| **Stratos GIGA 65/3-40/11-S1** | DN 65 | 430 | 11.3 | 134 | 2192284 | K | **10,107.-** | 5 |
| **Stratos GIGA 65/3-49/15-S1** | DN 65 | 475 | 15.6 | 159 | 2192285 | K | **11,754.-** | 6 |
| **Stratos GIGA 65/4-57/18,5-S1** | DN 65 | 475 | 19.6 | 163 | 2192286 | K | **13,674.-** | 6 |
| **Stratos GIGA 65/5-65/22-S1** | DN 65 | 475 | 23.6 | 170 | 2192287 | K | **15,620.-** | 6 |
| **Stratos GIGA 80/2-31/11-S1** | DN 80 | 440 | 11.3 | 142 | 2192288 | K | **10,337.-** | 5 |
| **Stratos GIGA 80/3-40/15-S1** | DN 80 | 440 | 15.5 | 152 | 2192289 | K | **11,780.-** | 5 |
| **Stratos GIGA 80/3-48/18,5-S1** | DN 80 | 500 | 19.6 | 170 | 2192290 | K | **13,806.-** | 6 |
| **Stratos GIGA 80/4-53/22-S1** | DN 80 | 500 | 22.3 | 176 | 2192291 | K | **15,765.-** | 6 |
| **Stratos GIGA 100/2-22/11-S1** | DN 100 | 500 | 11.4 | 155 | 2192292 | K | **10,404.-** | 6 |
| **Stratos GIGA 100/2-24/11-S1** | DN 100 | 550 | 10.8 | 232 | 2192296 | K | **11,464.-** | 6 |
| **Stratos GIGA 100/2-26/15-S1** | DN 100 | 500 | 15.2 | 165 | 2192293 | K | **11,852.-** | 6 |
| **Stratos GIGA 100/2-29/18,5-S1** | DN 100 | 500 | 18.2 | 169 | 2192294 | K | **13,877.-** | 6 |
| **Stratos GIGA 100/3-33/22-S1** | DN 100 | 500 | 24.1 | 176 | 2192295 | K | **15,855.-** | 6 |
| **Stratos GIGA 150/1-14/11-S1** | DN 150 | 700 | 11.7 | 265 | 2192297 | K | **12,821.-** | 6 |
| **Stratos GIGA 150/2-17/15-S1** | DN 150 | 700 | 15.7 | 329 | 2192298 | K | **14,367.-** | 7 |
| **Stratos GIGA 200/1-14/15-S1** | DN 200 | 800 | 15.3 | 386 | 2192301 | K | **15,863.-** | 7 |

**Price group: PG3**

**Ordering information without differential pressure sensor (special mechanical seal for water-glycol mixture)**

| Type | Nominal flange diameter | Port-to-port length | Rated power | Net weight, approx. | Art. no. | | | GRD group |
|---|---|---|---|---|---|---|---|---|
| | | *L0* mm | $P_2$ kW | *m* kg | | | EUR | |
| **Stratos GIGA 40/4-63/11-R1-S1** | DN 40 | 440 | 11 | 140 | 2192327 | K | **9,352.-** | 5 |
| **Stratos GIGA 50/4-53/11-R1-S1** | DN 50 | 440 | 11.4 | 142 | 2192328 | K | **9,547.-** | 5 |
| **Stratos GIGA 50/4-62/15-R1-S1** | DN 50 | 440 | 14.9 | 152 | 2192329 | K | **11,109.-** | 5 |
| **Stratos GIGA 65/3-40/11-R1-S1** | DN 65 | 430 | 11.3 | 134 | 2192330 | K | **9,592.-** | 5 |
| **Stratos GIGA 65/3-49/15-R1-S1** | DN 65 | 475 | 15.6 | 159 | 2192331 | K | **11,239.-** | 6 |
| **Stratos GIGA 65/4-57/18,5-R1-S1** | DN 65 | 475 | 19.6 | 163 | 2192332 | K | **13,159.-** | 6 |
| **Stratos GIGA 65/5-65/22-R1-S1** | DN 65 | 475 | 23.6 | 170 | 2192333 | K | **15,105.-** | 6 |
| **Stratos GIGA 80/2-31/11-R1-S1** | DN 80 | 440 | 11.3 | 142 | 2192334 | K | **9,822.-** | 5 |
| **Stratos GIGA 80/3-40/15-R1-S1** | DN 80 | 440 | 15.5 | 152 | 2192335 | K | **11,265.-** | 5 |
| **Stratos GIGA 80/3-48/18,5-R1-S1** | DN 80 | 500 | 19.6 | 170 | 2192336 | K | **13,291.-** | 6 |
| **Stratos GIGA 80/4-53/22-R1-S1** | DN 80 | 500 | 22.3 | 176 | 2192337 | K | **15,250.-** | 6 |
| **Stratos GIGA 100/2-22/11-R1-S1** | DN 100 | 500 | 11.4 | 155 | 2192338 | K | **9,889.-** | 6 |
| **Stratos GIGA 100/2-24/11-R1-S1** | DN 100 | 550 | 10.8 | 232 | 2192342 | K | **10,949.-** | 6 |
| **Stratos GIGA 100/2-26/15-R1-S1** | DN 100 | 500 | 15.2 | 165 | 2192339 | K | **11,337.-** | 6 |
| **Stratos GIGA 100/2-29/18,5-R1-S1** | DN 100 | 500 | 18.2 | 169 | 2192340 | K | **13,362.-** | 6 |
| **Stratos GIGA 100/3-33/22-R1-S1** | DN 100 | 500 | 24.1 | 176 | 2192341 | K | **15,340.-** | 6 |
| **Stratos GIGA 150/1-14/11-R1-S1** | DN 150 | 700 | 11.7 | 265 | 2192343 | K | **12,306.-** | 6 |
| **Stratos GIGA 150/2-17/15-R1-S1** | DN 150 | 700 | 15.7 | 329 | 2192344 | K | **13,852.-** | 7 |
| **Stratos GIGA 200/1-14/15-R1-S1** | DN 200 | 800 | 15.3 | 386 | 2192347 | K | **15,348.-** | 7 |

= ready for delivery, L = supply availability, C = approx. 2 weeks, K = approx. 4 weeks, AX = up to 16 weeks delivery time, please inquire for every order, A = on request, = please contact Wilo
Subject to change – all prices do not include VAT. Our General Terms of Delivery and Service apply (see www.wilo.com/legal) – valid from 01/01/2022 in Germany.



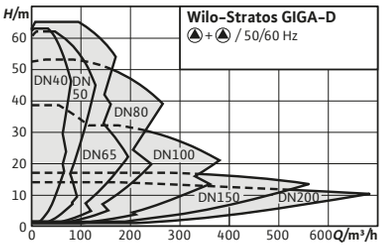


| Accessories | Page |
|---|---|
| IR-Stick | 270 |
| Wall fixation/installation on a base | 211 |
| Differential pressure detection | 251 |
| Pump control/IF modul | 247 |
| Pump control CCe-HVAC | 233 |
| Pump control SCe-HVAC | 237 |
| Mechanical seals | 268 |
| Blind flanges | 269 |

HIGH EFFICIENCY DRIVE IE5

## Wilo-Stratos GIGA-D

### Construction
High-efficiency in-line twin-head pump with EC motor and electronic power adjustment in glanded pump construction. Version as single-stage low-pressure centrifugal pump with flange connection and mechanical seal.

### Application
The pumping of heating water (in accordance with VDI 2035), cold water and water-glycol mixtures without abrasive substances in heating, cold water and cooling systems.

### Scope of delivery
- → Pump
- → Installation and operating instructions

### Options
- → Variant ...-R1 without differential pressure sensor
- → ...-S1 variant with special mechanical seal (at additional charge)

### Your advantages
- → Innovative high-efficiency pump for maximum overall efficiency levels
- → High-efficiency EC motor with efficiency class IE5 according to IEC 60034-30-2
- → Highest possible operational reliability thanks to standby pump
- → Optional interfaces for connection to building automation using insertable IF modules

### General notes - ErP (Ecodesign) Directive
For detailed information on the MEI values of the individual pump types, see: Wilo Online Catalogue, available at www.wilo.com

**Price group: PG3**

**Ordering information with differential pressure sensor**

| Type | Nominal flange diameter | Port-to-port length | Rated power | Net weight, approx. | Art. no. | | | GRD group | Blind flange |
|---|---|---|---|---|---|---|---|---|---|
| | | *L0* mm | $P_2$ kW | *m* kg | | | EUR | | |
| **Stratos GIGA-D 40/1-25/1,6** | DN 40 | 280 | 1.6 | 81 | 2170226 | K | **9,336.-** | 11 | I |
| **Stratos GIGA-D 40/1-32/2,2** | DN 40 | 280 | 2.2 | 81 | 2170225 | K | **10,587.-** | 11 | I |
| **Stratos GIGA-D 40/1-39/3,0** | DN 40 | 280 | 3.1 | 81 | 2170224 | K | **11,500.-** | 11 | I |
| **Stratos GIGA-D 40/1-45/3,8** | DN 40 | 280 | 3.8 | 84 | 2170223 | C | **12,816.-** | 11 | I |
| **Stratos GIGA-D 40/1-51/4,2** | DN 40 | 280 | 4.4 | 84 | 2170222 | C | **13,783.-** | 11 | I |

= ready for delivery, L = supply availability, C = approx. 2 weeks, K = approx. 4 weeks, AX = up to 16 weeks delivery time, please inquire for every order, A = on request, = please contact Wilo
Subject to change – all prices do not include VAT. Our General Terms of Delivery and Service apply (see www.wilo.com/legal) – valid from 01/01/2022 in Germany.

**Price group: PG3**

**Ordering information with differential pressure sensor**

| Type | Nominal flange diameter | Port-to-port length | Rated power | Net weight, approx. | Art. no. | | | GRD group | Blind flange |
|---|---|---|---|---|---|---|---|---|---|
| | | *L0* mm | $P_2$ kW | *m* kg | | | EUR | | |
| **Stratos GIGA-D 40/4-63/11** | DN 40 | 440 | 10.7 | 275 | 2192005 | C | **19,140.-** | 5 | C |
| **Stratos GIGA-D 50/1-14/0,8** | DN 50 | 280 | 0.8 | 84 | 2170230 | C | **7,304.-** | 11 | I |
| **Stratos GIGA-D 50/1-20/1,3** | DN 50 | 280 | 1.3 | 84 | 2170229 | C | **8,683.-** | 11 | I |
| **Stratos GIGA-D 50/1-26/1,9** | DN 50 | 280 | 1.8 | 84 | 2170228 | K | **10,243.-** | 11 | I |
| **Stratos GIGA-D 50/1-33/2,6** | DN 50 | 280 | 2.6 | 84 | 2170227 | K | **11,181.-** | 11 | I |
| **Stratos GIGA-D 50/1-38/2,8** | DN 50 | 280 | 2.8 | 82 | 2170233 | C | **11,574.-** | 11 | I |
| **Stratos GIGA-D 50/1-44/3,2** | DN 50 | 280 | 3.4 | 85 | 2170232 | K | **13,277.-** | 11 | I |
| **Stratos GIGA-D 50/1-50/4,2** | DN 50 | 280 | 4.3 | 85 | 2170231 | C | **14,010.-** | 11 | I |
| **Stratos GIGA-D 50/4-53/11** | DN 50 | 440 | 11.6 | 278 | 2192006 | C | **19,522.-** | 5 | C |
| **Stratos GIGA-D 50/4-62/15** | DN 50 | 440 | 15.4 | 298 | 2192007 | C | **22,562.-** | 5 | C |
| **Stratos GIGA-D 65/1-8/0,6** | DN 65 | 340 | 0.6 | 93 | 2170236 | C | **7,719.-** | 11 | I |
| **Stratos GIGA-D 65/1-12/1,1** | DN 65 | 340 | 1.1 | 93 | 2170235 | C | **9,067.-** | 12 | I |
| **Stratos GIGA-D 65/1-17/1,7** | DN 65 | 340 | 1.7 | 93 | 2170234 | K | **9,983.-** | 11 | I |
| **Stratos GIGA-D 65/1-21/2,3** | DN 65 | 340 | 2.3 | 89 | 2170238 | K | **10,688.-** | 11 | I |
| **Stratos GIGA-D 65/1-27/3,0** | DN 65 | 340 | 3 | 89 | 2170237 | C | **12,167.-** | 11 | I |
| **Stratos GIGA-D 65/1-34/3,1** | DN 65 | 340 | 3.1 | 88 | 2170241 | K | **12,829.-** | 11 | I |
| **Stratos GIGA-D 65/1-38/3,8** | DN 65 | 340 | 3.8 | 92 | 2170240 | K | **13,606.-** | 11 | I |
| **Stratos GIGA-D 65/1-42/4,8** | DN 65 | 340 | 4.9 | 108 | 2170239 | C | **14,168.-** | 11 | I |
| **Stratos GIGA-D 65/3-40/11** | DN 65 | 430 | 11.4 | 271 | 2192008 | C | **19,607.-** | 5 | B |
| **Stratos GIGA-D 65/3-49/15** | DN 65 | 475 | 14.7 | 311 | 2192009 | C | **22,766.-** | 6 | C |
| **Stratos GIGA-D 65/4-57/18,5** | DN 65 | 475 | 20 | 320 | 2192010 | C | **27,183.-** | 6 | C |
| **Stratos GIGA-D 65/5-65/22** | DN 65 | 475 | 22 | 332 | 2192011 | C | **31,076.-** | 6 | C |
| **Stratos GIGA-D 80/1-16/2,3** | DN 80 | 360 | 2.3 | 98 | 2170243 | K | **11,497.-** | 11 | J |
| **Stratos GIGA-D 80/1-21/3,5** | DN 80 | 360 | 3.5 | 98 | 2170242 | K | **13,081.-** | 11 | J |
| **Stratos GIGA-D 80/1-32/4,1** | DN 80 | 360 | 4.2 | 126 | 2170245 | K | **13,696.-** | 11 | K |
| **Stratos GIGA-D 80/1-37/5,3** | DN 80 | 360 | 5.4 | 126 | 2170244 | C | **14,188.-** | 11 | K |
| **Stratos GIGA-D 80/2-31/11** | DN 80 | 440 | 12.3 | 282 | 2192012 | C | **20,571.-** | 5 | B |
| **Stratos GIGA-D 80/3-40/15** | DN 80 | 440 | 15.8 | 302 | 2192013 | C | **22,866.-** | 5 | B |
| **Stratos GIGA-D 80/3-48/18,5** | DN 80 | 500 | 19.5 | 335 | 2192014 | C | **27,450.-** | 6 | C |
| **Stratos GIGA-D 80/4-53/22** | DN 80 | 500 | 22.6 | 345 | 2192015 | C | **31,371.-** | 6 | C |
| **Stratos GIGA-D 100/1-13/2,3** | DN 100 | 450 | 2.3 | 133 | 2170247 | K | **12,471.-** | 11 | L |
| **Stratos GIGA-D 100/1-17/3,7** | DN 100 | 450 | 3.7 | 133 | 2170246 | K | **13,858.-** | 11 | L |
| **Stratos GIGA-D 100/1-27/4,8** | DN 100 | 450 | 4.8 | 138 | 2170249 | K | **14,306.-** | 11 | K |
| **Stratos GIGA-D 100/1-33/6,0** | DN 100 | 450 | 6 | 147 | 2170248 | C | **15,454.-** | 11 | K |
| **Stratos GIGA-D 100/2-22/11** | DN 100 | 500 | 12 | 317 | 2192016 | C | **20,127.-** | 6 | B |
| **Stratos GIGA-D 100/2-24/11** | DN 100 | 550 | 11.4 | 463 | 2192020 | C | **22,197.-** | 6 | B |
| **Stratos GIGA-D 100/2-26/15** | DN 100 | 500 | 15.5 | 337 | 2192017 | C | **23,538.-** | 6 | B |
| **Stratos GIGA-D 100/2-29/18,5** | DN 100 | 500 | 19.1 | 346 | 2192018 | C | **26,898.-** | 6 | B |
| **Stratos GIGA-D 100/3-33/22** | DN 100 | 500 | 23.4 | 358 | 2192019 | C | **30,760.-** | 6 | B |
| **Stratos GIGA-D 150/1-14/11** | DN 150 | 700 | 12 | 530 | 2192021 | C | **24,839.-** | 6 | B |
| **Stratos GIGA-D 150/2-17/15** | DN 150 | 700 | 15.3 | 642 | 2192022 | C | **27,709.-** | 6 | B |
| **Stratos GIGA-D 200/1-14/15** | DN 200 | 800 | 14.9 | 770 | 2192025 | C | **31,406.-** | 6 | B |

= ready for delivery, L = supply availability, C = approx. 2 weeks, K = approx. 4 weeks, AX = up to 16 weeks delivery time, please inquire for every order, A = on request, = please contact Wilo
Subject to change – all prices do not include VAT. Our General Terms of Delivery and Service apply (see www.wilo.com/legal) – valid from 01/01/2022 in Germany.

**Price group: PG3**

**Ordering information without differential pressure sensor**

| Type | Nominal flange diam-eter | Port-to-port length | Rated power | Net weight, approx. | Art. no. | | | GRD group | Blind flange |
|---|---|---|---|---|---|---|---|---|---|
| | | *L0* mm | $P_2$ kW | *m* kg | | | EUR | | |
| **Stratos GIGA-D 40/1-25/1,6-R1** | DN 40 | 280 | 1.6 | 81 | 2170282 | K | **8,821.-** | 11 | I |
| **Stratos GIGA-D 40/1-32/2,2-R1** | DN 40 | 280 | 2.2 | 81 | 2170281 | K | **10,072.-** | 11 | I |
| **Stratos GIGA-D 40/1-39/3,0-R1** | DN 40 | 280 | 3.1 | 81 | 2170280 | K | **10,985.-** | 11 | I |
| **Stratos GIGA-D 40/1-45/3,8-R1** | DN 40 | 280 | 3.8 | 84 | 2170279 | C | **12,301.-** | 11 | I |
| **Stratos GIGA-D 40/1-51/4,2-R1** | DN 40 | 280 | 4.4 | 84 | 2170278 | C | **13,268.-** | 11 | I |
| **Stratos GIGA-D 40/4-63/11-R1** | DN 40 | 440 | 10.7 | 275 | 2192051 | C | **18,625.-** | 5 | C |
| **Stratos GIGA-D 50/1-14/0,8-R1** | DN 50 | 280 | 0.8 | 84 | 2170286 | C | **6,789.-** | 11 | I |
| **Stratos GIGA-D 50/1-20/1,3-R1** | DN 50 | 280 | 1.3 | 84 | 2170285 | C | **8,167.-** | 11 | I |
| **Stratos GIGA-D 50/1-26/1,9-R1** | DN 50 | 280 | 1.8 | 84 | 2170284 | K | **9,728.-** | 11 | I |
| **Stratos GIGA-D 50/1-33/2,6-R1** | DN 50 | 280 | 2.6 | 84 | 2170283 | K | **10,666.-** | 11 | I |
| **Stratos GIGA-D 50/1-38/2,8-R1** | DN 50 | 280 | 2.8 | 82 | 2170289 | C | **11,059.-** | 11 | I |
| **Stratos GIGA-D 50/1-44/3,2-R1** | DN 50 | 280 | 3.4 | 85 | 2170288 | K | **12,762.-** | 11 | I |
| **Stratos GIGA-D 50/1-50/4,2-R1** | DN 50 | 280 | 4.3 | 85 | 2170287 | C | **13,495.-** | 11 | I |
| **Stratos GIGA-D 50/4-53/11-R1** | DN 50 | 440 | 11.6 | 278 | 2192052 | C | **19,007.-** | 5 | C |
| **Stratos GIGA-D 50/4-62/15-R1** | DN 50 | 440 | 15.4 | 298 | 2192053 | C | **22,047.-** | 5 | C |
| **Stratos GIGA-D 65/1-8/0,6-R1** | DN 65 | 340 | 0.6 | 93 | 2170292 | C | **7,204.-** | 11 | I |
| **Stratos GIGA-D 65/1-12/1,1-R1** | DN 65 | 340 | 1.1 | 93 | 2170291 | C | **8,552.-** | 11 | I |
| **Stratos GIGA-D 65/1-17/1,7-R1** | DN 65 | 340 | 1.7 | 93 | 2170290 | K | **9,468.-** | 11 | I |
| **Stratos GIGA-D 65/1-21/2,3-R1** | DN 65 | 340 | 2.3 | 89 | 2170294 | K | **10,172.-** | 11 | I |
| **Stratos GIGA-D 65/1-27/3,0-R1** | DN 65 | 340 | 3 | 89 | 2170293 | C | **11,652.-** | 11 | I |
| **Stratos GIGA-D 65/1-34/3,1-R1** | DN 65 | 340 | 3.1 | 88 | 2170297 | K | **12,314.-** | 11 | I |
| **Stratos GIGA-D 65/1-38/3,8-R1** | DN 65 | 340 | 3.8 | 92 | 2170296 | K | **13,091.-** | 11 | I |
| **Stratos GIGA-D 65/1-42/4,8-R1** | DN 65 | 340 | 4.9 | 108 | 2170295 | C | **13,653.-** | 11 | I |
| **Stratos GIGA-D 65/3-40/11-R1** | DN 65 | 430 | 11.4 | 271 | 2192054 | C | **19,092.-** | 5 | B |
| **Stratos GIGA-D 65/3-49/15-R1** | DN 65 | 475 | 14.7 | 311 | 2192055 | C | **22,251.-** | 6 | C |
| **Stratos GIGA-D 65/4-57/18,5-R1** | DN 65 | 475 | 20 | 320 | 2192056 | C | **26,667.-** | 6 | C |
| **Stratos GIGA-D 65/5-65/22-R1** | DN 65 | 475 | 22 | 332 | 2192057 | C | **30,561.-** | 6 | C |
| **Stratos GIGA-D 80/1-16/2,3-R1** | DN 80 | 360 | 2.3 | 98 | 2170299 | K | **10,982.-** | 11 | J |
| **Stratos GIGA-D 80/1-21/3,5-R1** | DN 80 | 360 | 3.5 | 98 | 2170298 | K | **12,566.-** | 11 | J |
| **Stratos GIGA-D 80/1-32/4,1-R1** | DN 80 | 360 | 4.2 | 126 | 2170301 | K | **13,181.-** | 11 | K |
| **Stratos GIGA-D 80/1-37/5,3-R1** | DN 80 | 360 | 5.4 | 126 | 2170300 | C | **13,673.-** | 11 | K |
| **Stratos GIGA-D 80/2-31/11-R1** | DN 80 | 440 | 12.3 | 282 | 2192058 | C | **20,056.-** | 5 | B |
| **Stratos GIGA-D 80/3-40/15-R1** | DN 80 | 440 | 15.8 | 302 | 2192059 | C | **22,351.-** | 5 | B |
| **Stratos GIGA-D 80/3-48/18,5-R1** | DN 80 | 500 | 19.5 | 335 | 2192060 | C | **26,935.-** | 6 | C |
| **Stratos GIGA-D 80/4-53/22-R1** | DN 80 | 500 | 22.6 | 345 | 2192061 | C | **30,856.-** | 6 | C |
| **Stratos GIGA-D 100/1-13/2,3-R1** | DN 100 | 450 | 2.3 | 133 | 2170303 | K | **11,956.-** | 11 | L |
| **Stratos GIGA-D 100/1-17/3,7-R1** | DN 100 | 450 | 3.7 | 133 | 2170302 | K | **13,343.-** | 11 | L |
| **Stratos GIGA-D 100/1-27/4,8-R1** | DN 100 | 450 | 4.8 | 138 | 2170305 | K | **13,791.-** | 11 | K |
| **Stratos GIGA-D 100/1-33/6,0-R1** | DN 100 | 450 | 6 | 147 | 2170304 | C | **14,939.-** | 11 | K |
| **Stratos GIGA-D 100/2-22/11-R1** | DN 100 | 500 | 12 | 317 | 2192062 | C | **19,612.-** | 6 | B |
| **Stratos GIGA-D 100/2-24/11-R1** | DN 100 | 550 | 11.4 | 463 | 2192066 | C | **21,682.-** | 6 | B |
| **Stratos GIGA-D 100/2-26/15-R1** | DN 100 | 500 | 15.5 | 337 | 2192063 | C | **23,023.-** | 6 | B |
| **Stratos GIGA-D 100/2-29/18,5-R1** | DN 100 | 500 | 19.1 | 346 | 2192064 | C | **26,383.-** | 6 | B |
| **Stratos GIGA-D 100/3-33/22-R1** | DN 100 | 500 | 23.4 | 358 | 2192065 | C | **30,245.-** | 6 | B |
| **Stratos GIGA-D 150/1-14/11-R1** | DN 150 | 700 | 12 | 530 | 2192067 | C | **24,324.-** | 6 | B |

= ready for delivery, L = supply availability, C = approx. 2 weeks, K = approx. 4 weeks, AX = up to 16 weeks delivery time, please inquire for every order, A = on request, = please contact Wilo
Subject to change – all prices do not include VAT. Our General Terms of Delivery and Service apply (see www.wilo.com/legal) – valid from 01/01/2022 in Germany.

**Price group: PG3**

**Ordering information without differential pressure sensor**

| Type | Nominal flange diameter | Port-to-port length | Rated power | Net weight, approx. | Art. no. | | | GRD group | Blind flange |
|---|---|---|---|---|---|---|---|---|---|
| | | *L0* mm | $P_2$ kW | *m* kg | | | EUR | | |
| **Stratos GIGA-D 150/2-17/15-R1** | DN 150 | 700 | 15.3 | 642 | 2192068 | C | **27,194.-** | 6 | B |
| **Stratos GIGA-D 200/1-14/15-R1** | DN 200 | 800 | 14.9 | 770 | 2192071 | C | **30,891.-** | 6 | B |

**Price group: PG3**

**Ordering information with differential pressure sensor (special mechanical seal for water-glycol mixture)**

| Type | Nominal flange diameter | Port-to-port length | Rated power | Net weight, approx. | Art. no. | | | GRD group | Blind flange |
|---|---|---|---|---|---|---|---|---|---|
| | | *L0* mm | $P_2$ kW | *m* kg | | | EUR | | |
| **Stratos GIGA-D 40/4-63/11-S1** | DN 40 | 440 | 10.7 | 275 | 2192373 | K | **19,244.-** | 5 | C |
| **Stratos GIGA-D 50/4-53/11-S1** | DN 50 | 440 | 11.6 | 278 | 2192374 | K | **19,627.-** | 5 | C |
| **Stratos GIGA-D 50/4-62/15-S1** | DN 50 | 440 | 15.4 | 298 | 2192375 | K | **22,667.-** | 5 | C |
| **Stratos GIGA-D 65/3-40/11-S1** | DN 65 | 430 | 11.4 | 271 | 2192376 | K | **19,712.-** | 5 | B |
| **Stratos GIGA-D 65/3-49/15-S1** | DN 65 | 475 | 14.7 | 311 | 2192377 | K | **22,930.-** | 6 | C |
| **Stratos GIGA-D 65/4-57/18,5-S1** | DN 65 | 475 | 20 | 320 | 2192378 | K | **27,346.-** | 6 | C |
| **Stratos GIGA-D 65/5-65/22-S1** | DN 65 | 475 | 22 | 332 | 2192379 | K | **31,239.-** | 6 | C |
| **Stratos GIGA-D 80/2-31/11-S1** | DN 80 | 440 | 12.3 | 282 | 2192380 | K | **20,675.-** | 5 | B |
| **Stratos GIGA-D 80/3-40/15-S1** | DN 80 | 440 | 15.8 | 302 | 2192381 | K | **22,971.-** | 5 | B |
| **Stratos GIGA-D 80/3-48/18,5-S1** | DN 80 | 500 | 19.5 | 335 | 2192382 | K | **27,614.-** | 6 | C |
| **Stratos GIGA-D 80/4-53/22-S1** | DN 80 | 500 | 22.6 | 345 | 2192383 | K | **31,534.-** | 6 | C |
| **Stratos GIGA-D 100/2-22/11-S1** | DN 100 | 500 | 12 | 317 | 2192384 | K | **20,291.-** | 6 | B |
| **Stratos GIGA-D 100/2-24/11-S1** | DN 100 | 550 | 11.4 | 463 | 2192388 | K | **22,360.-** | 6 | B |
| **Stratos GIGA-D 100/2-26/15-S1** | DN 100 | 500 | 15.5 | 337 | 2192385 | K | **23,701.-** | 6 | B |
| **Stratos GIGA-D 100/2-29/18,5-S1** | DN 100 | 500 | 19.1 | 346 | 2192386 | K | **27,061.-** | 6 | B |
| **Stratos GIGA-D 100/3-33/22-S1** | DN 100 | 500 | 23.4 | 358 | 2192387 | K | **30,924.-** | 6 | B |
| **Stratos GIGA-D 150/1-14/11-S1** | DN 150 | 700 | 12 | 530 | 2192389 | K | **25,003.-** | 6 | B |
| **Stratos GIGA-D 150/2-17/15-S1** | DN 150 | 700 | 15.3 | 642 | 2192390 | K | **28,027.-** | 6 | B |
| **Stratos GIGA-D 200/1-14/15-S1** | DN 200 | 800 | 14.9 | 770 | 2192393 | K | **31,724.-** | 6 | B |

**Price group: PG3**

**Ordering information without differential pressure sensor (special mechanical seal for water-glycol mixture)**

| Type | Nominal flange diameter | Port-to-port length | Rated power | Net weight, approx. | Art. no. | | | GRD group | Blind flange |
|---|---|---|---|---|---|---|---|---|---|
| | | *L0* mm | $P_2$ kW | *m* kg | | | EUR | | |
| **Stratos GIGA-D 40/4-63/11-R1-S1** | DN 40 | 440 | 10.7 | 275 | 2192419 | K | **18,729.-** | 5 | C |
| **Stratos GIGA-D 50/4-53/11-R1-S1** | DN 50 | 440 | 11.6 | 278 | 2192420 | K | **19,112.-** | 5 | C |
| **Stratos GIGA-D 50/4-62/15-R1-S1** | DN 50 | 440 | 15.4 | 298 | 2192421 | K | **22,151.-** | 5 | C |
| **Stratos GIGA-D 65/3-40/11-R1-S1** | DN 65 | 430 | 11.4 | 271 | 2192422 | K | **19,197.-** | 5 | B |
| **Stratos GIGA-D 65/3-49/15-R1-S1** | DN 65 | 475 | 14.7 | 311 | 2192423 | K | **22,415.-** | 6 | C |
| **Stratos GIGA-D 65/4-57/18,5-R1-S1** | DN 65 | 475 | 20 | 320 | 2192424 | K | **26,831.-** | 6 | C |
| **Stratos GIGA-D 65/5-65/22-R1-S1** | DN 65 | 475 | 22 | 332 | 2192425 | K | **30,724.-** | 6 | C |
| **Stratos GIGA-D 80/2-31/11-R1-S1** | DN 80 | 440 | 12.3 | 282 | 2192426 | K | **20,160.-** | 5 | B |
| **Stratos GIGA-D 80/3-40/15-R1-S1** | DN 80 | 440 | 15.8 | 302 | 2192427 | K | **22,456.-** | 5 | B |
| **Stratos GIGA-D 80/3-48/18,5-R1-S1** | DN 80 | 500 | 19.5 | 335 | 2192428 | K | **27,099.-** | 6 | C |

= ready for delivery, L = supply availability, C = approx. 2 weeks, K = approx. 4 weeks, AX = up to 16 weeks delivery time, please inquire for every order, A = on request, = please contact Wilo
Subject to change – all prices do not include VAT. Our General Terms of Delivery and Service apply (see www.wilo.com/legal) – valid from 01/01/2022 in Germany.

**Price group: PG3**

**Ordering information without differential pressure sensor (special mechanical seal for water-glycol mixture)**

| Type | Nominal flange diameter | Port-to-port length | Rated power | Net weight, approx. | Art. no. | | | GRD group | Blind flange |
|---|---|---|---|---|---|---|---|---|---|
| | | *L0* mm | $P_2$ kW | *m* kg | | | EUR | | |
| **Stratos GIGA-D 80/4-53/22-R1-S1** | DN 80 | 500 | 22.6 | 345 | 2192429 | K | **31,019.-** | 6 | C |
| **Stratos GIGA-D 100/2-22/11-R1-S1** | DN 100 | 500 | 12 | 317 | 2192430 | K | **19,775.-** | 6 | B |
| **Stratos GIGA-D 100/2-24/11-R1-S1** | DN 100 | 550 | 11.4 | 463 | 2192434 | K | **21,845.-** | 6 | B |
| **Stratos GIGA-D 100/2-26/15-R1-S1** | DN 100 | 500 | 15.5 | 337 | 2192431 | K | **23,186.-** | 6 | B |
| **Stratos GIGA-D 100/2-29/18,5-R1-S1** | DN 100 | 500 | 19.1 | 346 | 2192432 | K | **26,546.-** | 6 | B |
| **Stratos GIGA-D 100/3-33/22-R1-S1** | DN 100 | 500 | 23.4 | 358 | 2192433 | K | **30,409.-** | 6 | B |
| **Stratos GIGA-D 150/1-14/11-R1-S1** | DN 150 | 700 | 12 | 530 | 2192435 | K | **24,488.-** | 6 | B |
| **Stratos GIGA-D 150/2-17/15-R1-S1** | DN 150 | 700 | 15.3 | 642 | 2192436 | K | **27,512.-** | 6 | B |
| **Stratos GIGA-D 200/1-14/15-R1-S1** | DN 200 | 800 | 14.9 | 770 | 2192439 | K | **31,209.-** | 6 | B |

= ready for delivery, L = supply availability, C = approx. 2 weeks, K = approx. 4 weeks, AX = up to 16 weeks delivery time, please inquire for every order, A = on request, = please contact Wilo
Subject to change – all prices do not include VAT. Our General Terms of Delivery and Service apply (see www.wilo.com/legal) – valid from 01/01/2022 in Germany.



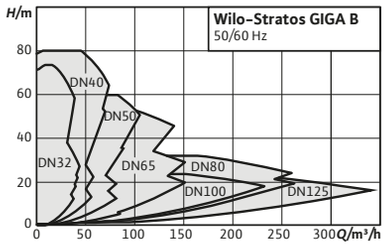


| Accessories | Page |
|---|---|
| IR-Stick | 270 |
| Differential pressure detection | 251 |
| Pump control/IF modul | 247 |
| Pump control CCe-HVAC | 233 |
| Pump control SCe-HVAC | 237 |
| Wall fixation/installation on a base | 212 |
| Mechanical seals | 268 |

HED HIGH EFFICIENCY DRIVE IE5

## Wilo-Stratos GIGA B

### Construction
High-efficiency monobloc pump with EC motor and electronic power adjustment in glanded pump design Version as single-stage low-pressure centrifugal pump with flange connection and mechanical seal.

### Application
The pumping of heating water (in accordance with VDI 2035), cold water and water-glycol mixtures without abrasive substances in heating, cold water and cooling systems.

### Scope of delivery
- Pump
- Installation and operating instructions

### Options
- Variant ...-R1 without differential pressure sensor
- ...-S1 variant with special mechanical seal (at additional charge)

### Your advantages
- Innovative, high-efficiency pump for maximum overall efficiency with principal dimensions in accordance with EN 733
- High-efficiency EC motor with efficiency class IE5 according to IEC 60034-30-2
- Optional interfaces for bus communication using plug-in IF modules

### General notes - ErP (Ecodesign) Directive
The minimum efficiency index, MEI, of the pump series is ≥0.4. For detailed information on the MEI values of the individual pump types, see: Wilo Online Catalogue, available at www.wilo.com

**Price group: PG3**

**Ordering information with differential pressure sensor**

| Type | Suction side | Discharge side | Rated power | Net weight, approx. | Art. no. | | | GRD group |
|---|---|---|---|---|---|---|---|---|
| | *DNs* | *DNd* | $P_2$ kW | *m* kg | | | EUR | |
| **Stratos GIGA B 32/1-13/0,8** | DN 50 | DN 32 | 0.8 | 38 | 2189106 | C | **4,585.-** | 11 |
| **Stratos GIGA B 32/1-19/1,2** | DN 50 | DN 32 | 1.3 | 38 | 2189105 | C | **5,116.-** | 11 |
| **Stratos GIGA B 32/1-25/1,6** | DN 50 | DN 32 | 1.6 | 39 | 2189102 | C | **5,536.-** | 11 |
| **Stratos GIGA B 32/1-25/1,9** | DN 50 | DN 32 | 1.9 | 38 | 2189104 | C | **5,734.-** | 11 |
| **Stratos GIGA B 32/1-32/2,3** | DN 50 | DN 32 | 2.2 | 39 | 2189101 | C | **6,007.-** | 11 |
| **Stratos GIGA B 32/1-32/2,6** | DN 50 | DN 32 | 2.6 | 38 | 2189103 | C | **6,286.-** | 11 |
| **Stratos GIGA B 32/1-35/3,0** | DN 50 | DN 32 | 2.8 | 39 | 2189109 | C | **6,927.-** | 11 |
| **Stratos GIGA B 32/1-38/3,0** | DN 50 | DN 32 | 2.9 | 39 | 2189100 | C | **6,806.-** | 11 |

= ready for delivery, L = supply availability, C = approx. 2 weeks, K = approx. 4 weeks, AX = up to 16 weeks delivery time, please inquire for every order, A = on request, = please contact Wilo
Subject to change – all prices do not include VAT. Our General Terms of Delivery and Service apply (see www.wilo.com/legal) – valid from 01/01/2022 in Germany.

**Price group: PG3**

**Ordering information with differential pressure sensor**

| Type | Suction side | Discharge side | Rated power | Net weight, approx. | Art. no. | | | GRD group |
|---|---|---|---|---|---|---|---|---|
| | *DNs* | *DNd* | $P_2$ kW | *m* kg | | 🚚 | EUR | |
| **Stratos GIGA B 32/1-41/3,8** | DN 50 | DN 32 | 3.4 | 40 | 2189108 | C | **8,040.–** | 11 |
| **Stratos GIGA B 32/1-45/3,8** | DN 50 | DN 32 | 3.6 | 40 | 2189099 | C | **7,859.–** | 11 |
| **Stratos GIGA B 32/1-48/4,5** | DN 50 | DN 32 | 4.4 | 40 | 2189107 | C | **9,167.–** | 11 |
| **Stratos GIGA B 32/1-51/4,5** | DN 50 | DN 32 | 4.2 | 40 | 2189098 | C | **8,442.–** | 11 |
| **Stratos GIGA B 32/5-74/11** | DN 50 | DN 32 | 10.6 | 133 | 2196173 | K | **10,606.–** | 5 |
| **Stratos GIGA B 40/1-33/3,0** | DN 65 | DN 40 | 3.1 | 41 | 2189117 | C | **7,033.–** | 11 |
| **Stratos GIGA B 40/1-38/3,8** | DN 65 | DN 40 | 3.8 | 42 | 2189116 | C | **8,095.–** | 11 |
| **Stratos GIGA B 40/1-44/4,5** | DN 65 | DN 40 | 4.8 | 51 | 2189115 | C | **9,193.–** | 11 |
| **Stratos GIGA B 40/4-51/11** | DN 65 | DN 40 | 11.2 | 136 | 2196174 | K | **10,959.–** | 5 |
| **Stratos GIGA B 40/4-58/15** | DN 65 | DN 40 | 14.6 | 147 | 2196175 | K | **13,286.–** | 5 |
| **Stratos GIGA B 40/5-70/18,5** | DN 65 | DN 40 | 17.5 | 163 | 2196176 | K | **16,109.–** | 6 |
| **Stratos GIGA B 40/6-80/22** | DN 65 | DN 40 | 21.7 | 170 | 2196177 | K | **18,284.–** | 6 |
| **Stratos GIGA B 50/1-8/0,6** | DN 65 | DN 50 | 0.6 | 41 | 2189112 | C | **4,883.–** | 11 |
| **Stratos GIGA B 50/1-12/1,2** | DN 65 | DN 50 | 1.1 | 41 | 2189111 | C | **5,266.–** | 11 |
| **Stratos GIGA B 50/1-17/1,9** | DN 65 | DN 50 | 1.7 | 41 | 2189110 | C | **5,914.–** | 11 |
| **Stratos GIGA B 50/1-21/2,3** | DN 65 | DN 50 | 2.2 | 43 | 2189114 | C | **6,630.–** | 11 |
| **Stratos GIGA B 50/1-27/3,0** | DN 65 | DN 50 | 3 | 43 | 2189113 | C | **7,276.–** | 11 |
| **Stratos GIGA B 50/1-32/3,8** | DN 65 | DN 50 | 4.1 | 56 | 2189121 | C | **8,167.–** | 11 |
| **Stratos GIGA B 50/1-37/5,0** | DN 65 | DN 50 | 5.4 | 56 | 2189120 | C | **9,232.–** | 11 |
| **Stratos GIGA B 50/3-42/11** | DN 65 | DN 50 | 11.1 | 121 | 2196178 | K | **11,239.–** | 5 |
| **Stratos GIGA B 50/4-49/15** | DN 65 | DN 50 | 15.3 | 148 | 2196179 | K | **13,665.–** | 6 |
| **Stratos GIGA B 50/4-55/18,5** | DN 65 | DN 50 | 18.9 | 153 | 2196180 | K | **16,257.–** | 6 |
| **Stratos GIGA B 50/4-60/22** | DN 65 | DN 50 | 22.5 | 159 | 2196181 | K | **18,568.–** | 6 |
| **Stratos GIGA B 65/1-18/1,9** | DN 80 | DN 65 | 2.2 | 50 | 2189119 | C | **6,859.–** | 11 |
| **Stratos GIGA B 65/1-22/3,0** | DN 80 | DN 65 | 3.4 | 50 | 2189118 | C | **8,307.–** | 11 |
| **Stratos GIGA B 65/2-30/11** | DN 80 | DN 65 | 11 | 127 | 2196182 | K | **11,882.–** | 5 |
| **Stratos GIGA B 65/3-38/15** | DN 80 | DN 65 | 15.3 | 137 | 2196183 | K | **13,782.–** | 5 |
| **Stratos GIGA B 65/4-50/18,5** | DN 80 | DN 65 | 18.6 | 159 | 2196184 | K | **16,342.–** | 6 |
| **Stratos GIGA B 65/4-56/22** | DN 80 | DN 65 | 22.9 | 168 | 2196185 | K | **18,713.–** | 6 |
| **Stratos GIGA B 80/1-13/1,9** | DN 100 | DN 80 | 2.3 | 62 | 2189123 | C | **8,043.–** | 11 |
| **Stratos GIGA B 80/1-18/3,2** | DN 100 | DN 80 | 3.7 | 62 | 2189122 | C | **9,098.–** | 11 |
| **Stratos GIGA B 80/1-27/4,5** | DN 100 | DN 80 | 4.8 | 66 | 2189125 | C | **9,901.–** | 11 |
| **Stratos GIGA B 80/1-32/5,6** | DN 100 | DN 80 | 6.1 | 70 | 2189124 | C | **11,114.–** | 11 |
| **Stratos GIGA B 80/2-23/11** | DN 100 | DN 80 | 11.6 | 142 | 2196186 | K | **12,147.–** | 6 |
| **Stratos GIGA B 80/2-25/11** | DN 100 | DN 80 | 10.7 | 212 | 2196190 | K | **13,481.–** | 6 |
| **Stratos GIGA B 80/2-27/15** | DN 100 | DN 80 | 15.8 | 152 | 2196187 | K | **13,995.–** | 6 |
| **Stratos GIGA B 80/2-29/18,5** | DN 100 | DN 80 | 18.3 | 157 | 2196188 | K | **16,374.–** | 6 |
| **Stratos GIGA B 80/3-32/22** | DN 100 | DN 80 | 22.5 | 163 | 2196189 | K | **18,879.–** | 6 |
| **Stratos GIGA B 100/2-20/11** | DN 125 | DN 100 | 11.1 | 226 | 2196191 | K | **13,558.–** | 6 |
| **Stratos GIGA B 100/2-24/15** | DN 125 | DN 100 | 15.2 | 234 | 2196192 | K | **15,777.–** | 6 |
| **Stratos GIGA B 125/1-15/11** | DN 150 | DN 125 | 10.5 | 241 | 2196195 | K | **13,310.–** | 6 |
| **Stratos GIGA B 125/2-18/15** | DN 150 | DN 125 | 15.5 | 278 | 2196196 | K | **15,991.–** | 7 |

🚚 = ready for delivery, L = supply availability, C = approx. 2 weeks, K = approx. 4 weeks, AX = up to 16 weeks delivery time, please inquire for every order, A = on request, 📞 = please contact Wilo
Subject to change – all prices do not include VAT. Our General Terms of Delivery and Service apply (see www.wilo.com/legal) – valid from 01/01/2022 in Germany.

**Price group: PG3**

**Ordering information without differential pressure sensor**

| Type | Suction side | Discharge side | Rated power | Net weight, approx. | Art. no. | | | GRD group |
|---|---|---|---|---|---|---|---|---|
| | *DNs* | *DNd* | $P_2$ kW | *m* kg | | | EUR | |
| **Stratos GIGA B 32/1-13/0,8-R1** | DN 50 | DN 32 | 0.8 | 38 | 2189134 | C | **4,070.–** | 11 |
| **Stratos GIGA B 32/1-19/1,2-R1** | DN 50 | DN 32 | 1.3 | 38 | 2189133 | C | **4,601.–** | 11 |
| **Stratos GIGA B 32/1-25/1,6-R1** | DN 50 | DN 32 | 1.6 | 39 | 2189130 | C | **5,021.–** | 11 |
| **Stratos GIGA B 32/1-25/1,9-R1** | DN 50 | DN 32 | 1.9 | 38 | 2189132 | C | **5,218.–** | 11 |
| **Stratos GIGA B 32/1-32/2,3-R1** | DN 50 | DN 32 | 2.2 | 39 | 2189129 | C | **5,492.–** | 11 |
| **Stratos GIGA B 32/1-32/2,6-R1** | DN 50 | DN 32 | 2.6 | 38 | 2189131 | C | **5,771.–** | 11 |
| **Stratos GIGA B 32/1-35/3,0-R1** | DN 50 | DN 32 | 2.8 | 39 | 2189137 | C | **6,412.–** | 11 |
| **Stratos GIGA B 32/1-38/3,0-R1** | DN 50 | DN 32 | 2.9 | 39 | 2189128 | C | **6,291.–** | 11 |
| **Stratos GIGA B 32/1-41/3,8-R1** | DN 50 | DN 32 | 3.4 | 40 | 2189136 | C | **7,525.–** | 11 |
| **Stratos GIGA B 32/1-45/3,8-R1** | DN 50 | DN 32 | 3.6 | 40 | 2189127 | C | **7,344.–** | 11 |
| **Stratos GIGA B 32/1-48/4,5-R1** | DN 50 | DN 32 | 4.4 | 40 | 2189135 | C | **8,652.–** | 11 |
| **Stratos GIGA B 32/1-51/4,5-R1** | DN 50 | DN 32 | 4.2 | 40 | 2189126 | C | **7,927.–** | 11 |
| **Stratos GIGA B 32/5-74/11-R1** | DN 50 | DN 32 | 10.6 | 133 | 2196199 | K | **10,091.–** | 5 |
| **Stratos GIGA B 40/1-33/3,0-R1** | DN 65 | DN 40 | 3.1 | 41 | 2189145 | C | **6,518.–** | 11 |
| **Stratos GIGA B 40/1-38/3,8-R1** | DN 65 | DN 40 | 3.8 | 42 | 2189144 | C | **7,580.–** | 11 |
| **Stratos GIGA B 40/1-44/4,5-R1** | DN 65 | DN 40 | 4.8 | 51 | 2189143 | C | **8,678.–** | 11 |
| **Stratos GIGA B 40/4-51/11-R1** | DN 65 | DN 40 | 11.2 | 136 | 2196200 | K | **10,444.–** | 5 |
| **Stratos GIGA B 40/4-58/15-R1** | DN 65 | DN 40 | 14.6 | 147 | 2196201 | K | **12,771.–** | 5 |
| **Stratos GIGA B 40/5-70/18,5-R1** | DN 65 | DN 40 | 17.5 | 163 | 2196202 | K | **15,594.–** | 6 |
| **Stratos GIGA B 40/6-80/22-R1** | DN 65 | DN 40 | 21.7 | 170 | 2196203 | K | **17,769.–** | 6 |
| **Stratos GIGA B 50/1-8/0,6-R1** | DN 65 | DN 50 | 0.6 | 41 | 2189140 | C | **4,367.–** | 11 |
| **Stratos GIGA B 50/1-12/1,2-R1** | DN 65 | DN 50 | 1.1 | 41 | 2189139 | C | **4,751.–** | 11 |
| **Stratos GIGA B 50/1-17/1,9-R1** | DN 65 | DN 50 | 1.7 | 41 | 2189138 | C | **5,399.–** | 11 |
| **Stratos GIGA B 50/1-21/2,3-R1** | DN 65 | DN 50 | 2.2 | 43 | 2189142 | C | **6,115.–** | 11 |
| **Stratos GIGA B 50/1-27/3,0-R1** | DN 65 | DN 50 | 3 | 43 | 2189141 | C | **6,760.–** | 11 |
| **Stratos GIGA B 50/1-32/3,8-R1** | DN 65 | DN 50 | 4.1 | 56 | 2189149 | C | **7,652.–** | 11 |
| **Stratos GIGA B 50/1-37/5,0-R1** | DN 65 | DN 50 | 5.4 | 56 | 2189148 | C | **8,717.–** | 11 |
| **Stratos GIGA B 50/3-42/11-R1** | DN 65 | DN 50 | 11.1 | 121 | 2196204 | K | **10,724.–** | 5 |
| **Stratos GIGA B 50/4-49/15-R1** | DN 65 | DN 50 | 15.3 | 148 | 2196205 | K | **13,150.–** | 6 |
| **Stratos GIGA B 50/4-55/18,5-R1** | DN 65 | DN 50 | 18.9 | 153 | 2196206 | K | **15,742.–** | 6 |
| **Stratos GIGA B 50/4-60/22-R1** | DN 65 | DN 50 | 22.5 | 159 | 2196207 | K | **18,053.–** | 6 |
| **Stratos GIGA B 65/1-18/1,9-R1** | DN 80 | DN 65 | 2.2 | 50 | 2189147 | C | **6,344.–** | 11 |
| **Stratos GIGA B 65/1-22/3,0-R1** | DN 80 | DN 65 | 3.4 | 50 | 2189146 | C | **7,792.–** | 11 |
| **Stratos GIGA B 65/2-30/11-R1** | DN 80 | DN 65 | 11 | 127 | 2196208 | K | **11,367.–** | 5 |
| **Stratos GIGA B 65/3-38/15-R1** | DN 80 | DN 65 | 15.3 | 137 | 2196209 | K | **13,267.–** | 5 |
| **Stratos GIGA B 65/4-50/18,5-R1** | DN 80 | DN 65 | 18.6 | 159 | 2196210 | K | **15,827.–** | 6 |
| **Stratos GIGA B 65/4-56/22-R1** | DN 80 | DN 65 | 22.9 | 168 | 2196211 | K | **18,198.–** | 6 |
| **Stratos GIGA B 80/1-13/1,9-R1** | DN 100 | DN 80 | 2.3 | 62 | 2189151 | C | **7,528.–** | 11 |
| **Stratos GIGA B 80/1-18/3,2-R1** | DN 100 | DN 80 | 3.7 | 62 | 2189150 | C | **8,583.–** | 11 |
| **Stratos GIGA B 80/1-27/4,5-R1** | DN 100 | DN 80 | 4.8 | 66 | 2189153 | C | **9,386.–** | 11 |
| **Stratos GIGA B 80/1-32/5,6-R1** | DN 100 | DN 80 | 6.1 | 70 | 2189152 | C | **10,599.–** | 11 |
| **Stratos GIGA B 80/2-23/11-R1** | DN 100 | DN 80 | 11.6 | 142 | 2196212 | K | **11,632.–** | 6 |
| **Stratos GIGA B 80/2-25/11-R1** | DN 100 | DN 80 | 10.7 | 212 | 2203282 | K | **12,966.–** | 6 |
| **Stratos GIGA B 80/2-27/15-R1** | DN 100 | DN 80 | 15.8 | 152 | 2196213 | K | **13,480.–** | 6 |
| **Stratos GIGA B 80/2-29/18,5-R1** | DN 100 | DN 80 | 18.3 | 157 | 2196214 | K | **15,858.–** | 6 |

= ready for delivery, L = supply availability, C = approx. 2 weeks, K = approx. 4 weeks, AX = up to 16 weeks delivery time, please inquire for every order, A = on request, = please contact Wilo
Subject to change – all prices do not include VAT. Our General Terms of Delivery and Service apply (see www.wilo.com/legal) – valid from 01/01/2022 in Germany.

Price group: PG3

**Ordering information without differential pressure sensor**

| Type | Suction side | Discharge side | Rated power | Net weight, approx. | Art. no. | | | GRD group |
|---|---|---|---|---|---|---|---|---|
| | *DNs* | *DNd* | $P_2$ kW | *m* kg | | | EUR | |
| **Stratos GIGA B 80/3-32/22-R1** | DN 100 | DN 80 | 22.5 | 163 | 2196215 | K | **18,364.–** | 6 |
| **Stratos GIGA B 100/2-20/11-R1** | DN 125 | DN 100 | 11.1 | 226 | 2203283 | K | **13,043.–** | 6 |
| **Stratos GIGA B 100/2-24/15-R1** | DN 125 | DN 100 | 15.2 | 234 | 2203284 | K | **15,262.–** | 6 |
| **Stratos GIGA B 125/1-15/11-R1** | DN 150 | DN 125 | 10.5 | 241 | 2203287 | K | **12,795.–** | 6 |
| **Stratos GIGA B 125/2-18/15-R1** | DN 150 | DN 125 | 15.5 | 278 | 2203288 | K | **15,476.–** | 7 |

Price group: PG3

**Ordering information with differential pressure sensor (special mechanical seal for water-glycol mixture)**

| Type | Suction side | Discharge side | Rated power | Net weight, approx. | Art. no. | | | GRD group |
|---|---|---|---|---|---|---|---|---|
| | *DNs* | *DNd* | $P_2$ kW | *m* kg | | | EUR | |
| **Stratos GIGA B 32/1-13/0,8-S1** | DN 50 | DN 32 | 0.8 | 38 | 2189274 | K | **4,637.–** | 11 |
| **Stratos GIGA B 32/1-19/1,2-S1** | DN 50 | DN 32 | 1.3 | 38 | 2189273 | K | **5,169.–** | 11 |
| **Stratos GIGA B 32/1-25/1,6-S1** | DN 50 | DN 32 | 1.6 | 39 | 2189270 | K | **5,588.–** | 11 |
| **Stratos GIGA B 32/1-25/1,9-S1** | DN 50 | DN 32 | 1.9 | 38 | 2189272 | K | **5,786.–** | 11 |
| **Stratos GIGA B 32/1-32/2,3-S1** | DN 50 | DN 32 | 2.2 | 39 | 2189269 | K | **6,059.–** | 11 |
| **Stratos GIGA B 32/1-32/2,6-S1** | DN 50 | DN 32 | 2.6 | 38 | 2189271 | K | **6,338.–** | 11 |
| **Stratos GIGA B 32/1-35/3,0-S1** | DN 50 | DN 32 | 2.8 | 39 | 2189277 | K | **6,979.–** | 11 |
| **Stratos GIGA B 32/1-38/3,0-S1** | DN 50 | DN 32 | 3 | 39 | 2189268 | K | **6,858.–** | 11 |
| **Stratos GIGA B 32/1-41/3,8-S1** | DN 50 | DN 32 | 3.8 | 40 | 2189276 | K | **8,093.–** | 11 |
| **Stratos GIGA B 32/1-45/3,8-S1** | DN 50 | DN 32 | 3.8 | 40 | 2189267 | K | **7,911.–** | 11 |
| **Stratos GIGA B 32/1-48/4,5-S1** | DN 50 | DN 32 | 4.5 | 40 | 2189275 | K | **9,219.–** | 11 |
| **Stratos GIGA B 32/1-51/4,5-S1** | DN 50 | DN 32 | 4.5 | 40 | 2189266 | K | **8,494.–** | 11 |
| **Stratos GIGA B 32/5-74/11-S1** | DN 50 | DN 32 | 11 | 133 | 2196329 | K | **10,658.–** | 5 |
| **Stratos GIGA B 40/1-33/3,0-S1** | DN 65 | DN 40 | 3.1 | 41 | 2189285 | K | **7,085.–** | 11 |
| **Stratos GIGA B 40/1-38/3,8-S1** | DN 65 | DN 40 | 3.8 | 42 | 2189284 | K | **8,147.–** | 11 |
| **Stratos GIGA B 40/1-44/4,5-S1** | DN 65 | DN 40 | 4.8 | 51 | 2189283 | K | **9,245.–** | 11 |
| **Stratos GIGA B 40/4-51/11-S1** | DN 65 | DN 40 | 11.2 | 136 | 2196330 | K | **11,011.–** | 5 |
| **Stratos GIGA B 40/4-58/15-S1** | DN 65 | DN 40 | 14.6 | 147 | 2196331 | K | **13,338.–** | 5 |
| **Stratos GIGA B 40/5-70/18,5-S1** | DN 65 | DN 40 | 17.5 | 163 | 2196332 | K | **16,191.–** | 6 |
| **Stratos GIGA B 40/6-80/22-S1** | DN 65 | DN 40 | 21.7 | 170 | 2196333 | K | **18,366.–** | 6 |
| **Stratos GIGA B 50/1-8/0,6-S1** | DN 65 | DN 50 | 0.6 | 41 | 2189280 | K | **4,935.–** | 11 |
| **Stratos GIGA B 50/1-12/1,2-S1** | DN 65 | DN 50 | 1.1 | 41 | 2189279 | K | **5,318.–** | 11 |
| **Stratos GIGA B 50/1-17/1,9-S1** | DN 65 | DN 50 | 1.7 | 41 | 2189278 | K | **5,966.–** | 11 |
| **Stratos GIGA B 50/1-21/2,3-S1** | DN 65 | DN 50 | 2.2 | 43 | 2189282 | K | **6,682.–** | 11 |
| **Stratos GIGA B 50/1-27/3,0-S1** | DN 65 | DN 50 | 3 | 43 | 2189281 | K | **7,328.–** | 11 |
| **Stratos GIGA B 50/1-32/3,8-S1** | DN 65 | DN 50 | 4.1 | 56 | 2189289 | K | **8,220.–** | 11 |
| **Stratos GIGA B 50/1-37/5,0-S1** | DN 65 | DN 50 | 5.4 | 56 | 2189288 | K | **9,284.–** | 11 |
| **Stratos GIGA B 50/3-42/11-S1** | DN 65 | DN 50 | 11.1 | 121 | 2196334 | K | **11,291.–** | 5 |
| **Stratos GIGA B 50/4-49/15-S1** | DN 65 | DN 50 | 15.3 | 148 | 2196335 | K | **13,747.–** | 6 |
| **Stratos GIGA B 50/4-55/18,5-S1** | DN 65 | DN 50 | 18.9 | 153 | 2196336 | K | **16,338.–** | 6 |
| **Stratos GIGA B 50/4-60/22-S1** | DN 65 | DN 50 | 22.5 | 159 | 2196337 | K | **18,650.–** | 6 |
| **Stratos GIGA B 65/1-18/1,9-S1** | DN 80 | DN 65 | 2.2 | 50 | 2189287 | K | **6,911.–** | 11 |
| **Stratos GIGA B 65/1-22/3,0-S1** | DN 80 | DN 65 | 3.4 | 50 | 2189286 | K | **8,359.–** | 11 |
| **Stratos GIGA B 65/2-30/11-S1** | DN 80 | DN 65 | 11 | 127 | 2196338 | K | **11,935.–** | 5 |
| **Stratos GIGA B 65/3-38/15-S1** | DN 80 | DN 65 | 15.3 | 137 | 2196339 | K | **13,834.–** | 5 |

= ready for delivery, L = supply availability, C = approx. 2 weeks, K = approx. 4 weeks, AX = up to 16 weeks delivery time, please inquire for every order, A = on request, = please contact Wilo
Subject to change – all prices do not include VAT. Our General Terms of Delivery and Service apply (see www.wilo.com/legal) – valid from 01/01/2022 in Germany.

**Price group: PG3**

| Ordering information with differential pressure sensor (special mechanical seal for water-glycol mixture) | | | | | | | | |
|---|---|---|---|---|---|---|---|---|
| **Type** | **Suction side** | **Discharge side** | **Rated power** | **Net weight, approx.** | **Art. no.** | | | **GRD group** |
| | *DNs* | *DNd* | $P_2$ kW | *m* kg | | | EUR | |
| **Stratos GIGA B 65/4-50/18,5-S1** | DN 80 | DN 65 | 18.6 | 159 | 2196340 | K | **16,424.-** | 6 |
| **Stratos GIGA B 65/4-56/22-S1** | DN 80 | DN 65 | 22.9 | 168 | 2196341 | K | **18,795.-** | 6 |
| **Stratos GIGA B 80/1-13/1,9-S1** | DN 100 | DN 80 | 2.3 | 62 | 2189291 | K | **8,095.-** | 11 |
| **Stratos GIGA B 80/1-18/3,2-S1** | DN 100 | DN 80 | 3.7 | 62 | 2189290 | K | **9,150.-** | 11 |
| **Stratos GIGA B 80/1-27/4,5-S1** | DN 100 | DN 80 | 4.8 | 66 | 2189293 | K | **9,954.-** | 11 |
| **Stratos GIGA B 80/1-32/5,6-S1** | DN 100 | DN 80 | 6.1 | 70 | 2189292 | K | **11,166.-** | 11 |
| **Stratos GIGA B 80/2-23/11-S1** | DN 100 | DN 80 | 11.6 | 142 | 2196342 | K | **12,229.-** | 6 |
| **Stratos GIGA B 80/2-25/11-S1** | DN 100 | DN 80 | 10.7 | 212 | 2203273 | K | **13,563.-** | 6 |
| **Stratos GIGA B 80/2-27/15-S1** | DN 100 | DN 80 | 15.8 | 152 | 2196343 | K | **14,077.-** | 6 |
| **Stratos GIGA B 80/2-29/18,5-S1** | DN 100 | DN 80 | 18.3 | 157 | 2196344 | K | **16,455.-** | 6 |
| **Stratos GIGA B 80/3-32/22-S1** | DN 100 | DN 80 | 22.5 | 163 | 2196345 | K | **18,966.-** | 6 |
| **Stratos GIGA B 100/2-20/11-S1** | DN 125 | DN 100 | 11.1 | 226 | 2203274 | K | **13,640.-** | 6 |
| **Stratos GIGA B 100/2-24/15-S1** | DN 125 | DN 100 | 15.2 | 234 | 2203275 | K | **15,858.-** | 6 |
| **Stratos GIGA B 125/1-15/11-S1** | DN 150 | DN 125 | 10.5 | 241 | 2203278 | K | **13,392.-** | 6 |
| **Stratos GIGA B 125/2-18/15-S1** | DN 150 | DN 125 | 15.5 | 278 | 2203279 | K | **16,150.-** | 7 |



= ready for delivery, L = supply availability, C = approx. 2 weeks, K = approx. 4 weeks, AX = up to 16 weeks delivery time, please inquire for every order, A = on request, = please contact Wilo
Subject to change – all prices do not include VAT. Our General Terms of Delivery and Service apply (see www.wilo.com/legal) – valid from 01/01/2022 in Germany.

**Price group: PG3**

**Ordering information without differential pressure sensor (special mechanical seal for water-glycol mixture)**

| Type | Suction side | Discharge side | Rated power | Net weight, approx. | Art. no. | | | GRD group |
|---|---|---|---|---|---|---|---|---|
| | *DNs* | *DNd* | $P_2$ kW | *m* kg | | | EUR | |
| **Stratos GIGA B 32/1-13/0,8-R1-S1** | DN 50 | DN 32 | 0.8 | 38 | 2189302 | K | **4,122.-** | 11 |
| **Stratos GIGA B 32/1-19/1,2-R1-S1** | DN 50 | DN 32 | 1.3 | 38 | 2189301 | K | **4,653.-** | 11 |
| **Stratos GIGA B 32/1-25/1,6-R1-S1** | DN 50 | DN 32 | 1.6 | 39 | 2189298 | K | **5,073.-** | 11 |
| **Stratos GIGA B 32/1-25/1,9-R1-S1** | DN 50 | DN 32 | 1.9 | 38 | 2189300 | K | **5,271.-** | 11 |
| **Stratos GIGA B 32/1-32/2,3-R1-S1** | DN 50 | DN 32 | 2.2 | 39 | 2189297 | K | **5,544.-** | 11 |
| **Stratos GIGA B 32/1-32/2,6-R1-S1** | DN 50 | DN 32 | 2.6 | 38 | 2189299 | K | **5,823.-** | 11 |
| **Stratos GIGA B 32/1-35/3,0-R1-S1** | DN 50 | DN 32 | 2.8 | 39 | 2189305 | K | **6,464.-** | 11 |
| **Stratos GIGA B 32/1-38/3,0-R1-S1** | DN 50 | DN 32 | 2.9 | 39 | 2189296 | K | **6,343.-** | 11 |
| **Stratos GIGA B 32/1-41/3,8-R1-S1** | DN 50 | DN 32 | 3.4 | 40 | 2189304 | K | **7,577.-** | 11 |
| **Stratos GIGA B 32/1-45/3,8-R1-S1** | DN 50 | DN 32 | 3.6 | 40 | 2189295 | K | **7,396.-** | 11 |
| **Stratos GIGA B 32/1-48/4,5-R1-S1** | DN 50 | DN 32 | 4.4 | 40 | 2189303 | K | **8,704.-** | 11 |
| **Stratos GIGA B 32/1-51/4,5-R1-S1** | DN 50 | DN 32 | 4.2 | 40 | 2189294 | K | **7,979.-** | 11 |
| **Stratos GIGA B 32/5-74/11-R1-S1** | DN 50 | DN 32 | 10.6 | 133 | 2196355 | K | **10,143.-** | 5 |
| **Stratos GIGA B 40/1-33/3,0-R1-S1** | DN 65 | DN 40 | 3.1 | 41 | 2189313 | K | **6,570.-** | 11 |
| **Stratos GIGA B 40/1-38/3,8-R1-S1** | DN 65 | DN 40 | 3.8 | 42 | 2189312 | K | **7,632.-** | 11 |
| **Stratos GIGA B 40/1-44/4,5-R1-S1** | DN 65 | DN 40 | 4.8 | 51 | 2189311 | K | **8,730.-** | 11 |
| **Stratos GIGA B 40/4-51/11-R1-S1** | DN 65 | DN 40 | 11.2 | 136 | 2196356 | K | **10,496.-** | 5 |
| **Stratos GIGA B 40/4-58/15-R1-S1** | DN 65 | DN 40 | 14.6 | 147 | 2196357 | K | **12,823.-** | 5 |
| **Stratos GIGA B 40/5-70/18,5-R1-S1** | DN 65 | DN 40 | 17.5 | 163 | 2196358 | K | **15,676.-** | 6 |
| **Stratos GIGA B 40/6-80/22-R1-S1** | DN 65 | DN 40 | 21.7 | 170 | 2196359 | K | **17,851.-** | 6 |
| **Stratos GIGA B 50/1-8/0,6-R1-S1** | DN 65 | DN 50 | 0.6 | 41 | 2189308 | K | **4,420.-** | 11 |
| **Stratos GIGA B 50/1-12/1,2-R1-S1** | DN 65 | DN 50 | 1.1 | 41 | 2189307 | K | **4,803.-** | 11 |
| **Stratos GIGA B 50/1-17/1,9-R1-S1** | DN 65 | DN 50 | 1.7 | 41 | 2189306 | K | **5,451.-** | 11 |
| **Stratos GIGA B 50/1-21/2,3-R1-S1** | DN 65 | DN 50 | 2.2 | 43 | 2189310 | K | **6,167.-** | 11 |
| **Stratos GIGA B 50/1-27/3,0-R1-S1** | DN 65 | DN 50 | 3 | 43 | 2189309 | K | **6,813.-** | 11 |
| **Stratos GIGA B 50/1-32/3,8-R1-S1** | DN 65 | DN 50 | 4.1 | 56 | 2189317 | K | **7,705.-** | 11 |
| **Stratos GIGA B 50/1-37/5,0-R1-S1** | DN 65 | DN 50 | 5.4 | 56 | 2189316 | K | **8,769.-** | 11 |
| **Stratos GIGA B 50/3-42/11-R1-S1** | DN 65 | DN 50 | 11.1 | 121 | 2196360 | K | **10,776.-** | 5 |
| **Stratos GIGA B 50/4-49/15-R1-S1** | DN 65 | DN 50 | 15.3 | 148 | 2196361 | K | **13,232.-** | 6 |
| **Stratos GIGA B 50/4-55/18,5-R1-S1** | DN 65 | DN 50 | 18.9 | 153 | 2196362 | K | **15,823.-** | 6 |
| **Stratos GIGA B 50/4-60/22-R1-S1** | DN 65 | DN 50 | 22.5 | 159 | 2196363 | K | **18,135.-** | 6 |
| **Stratos GIGA B 65/1-18/1,9-R1-S1** | DN 80 | DN 65 | 2.2 | 50 | 2189315 | K | **6,396.-** | 11 |
| **Stratos GIGA B 65/1-22/3,0-R1-S1** | DN 80 | DN 65 | 3.4 | 50 | 2189314 | K | **7,844.-** | 11 |
| **Stratos GIGA B 65/2-30/11-R1-S1** | DN 80 | DN 65 | 11 | 127 | 2196364 | K | **11,420.-** | 5 |
| **Stratos GIGA B 65/3-38/15-R1-S1** | DN 80 | DN 65 | 15.3 | 137 | 2196365 | K | **13,319.-** | 5 |
| **Stratos GIGA B 65/4-50/18,5-R1-S1** | DN 80 | DN 65 | 18.6 | 159 | 2196366 | K | **15,908.-** | 6 |
| **Stratos GIGA B 65/4-56/22-R1-S1** | DN 80 | DN 65 | 22.9 | 168 | 2196367 | K | **18,280.-** | 6 |
| **Stratos GIGA B 80/1-13/1,9-R1-S1** | DN 100 | DN 80 | 2.3 | 62 | 2189319 | K | **7,580.-** | 11 |
| **Stratos GIGA B 80/1-18/3,2-R1-S1** | DN 100 | DN 80 | 3.7 | 62 | 2189318 | K | **8,635.-** | 11 |
| **Stratos GIGA B 80/1-27/4,5-R1-S1** | DN 100 | DN 80 | 4.8 | 66 | 2189321 | K | **9,438.-** | 11 |
| **Stratos GIGA B 80/1-32/5,6-R1-S1** | DN 100 | DN 80 | 6.1 | 70 | 2189320 | K | **10,651.-** | 11 |
| **Stratos GIGA B 80/2-23/11-R1-S1** | DN 100 | DN 80 | 11.6 | 142 | 2196368 | K | **11,713.-** | 6 |
| **Stratos GIGA B 80/2-25/11-R1-S1** | DN 100 | DN 80 | 10.7 | 212 | 2203300 | K | **13,048.-** | 6 |
| **Stratos GIGA B 80/2-27/15-R1-S1** | DN 100 | DN 80 | 15.8 | 152 | 2196369 | K | **13,562.-** | 6 |
| **Stratos GIGA B 80/2-29/18,5-R1-S1** | DN 100 | DN 80 | 18.3 | 157 | 2196370 | K | **15,940.-** | 6 |

= ready for delivery, L = supply availability, C = approx. 2 weeks, K = approx. 4 weeks, AX = up to 16 weeks delivery time, please inquire for every order, A = on request, = please contact Wilo
Subject to change – all prices do not include VAT. Our General Terms of Delivery and Service apply (see www.wilo.com/legal) – valid from 01/01/2022 in Germany.

**Price group: PG3**

| Ordering information without differential pressure sensor (special mechanical seal for water-glycol mixture) | | | | | | | | |
|---|---|---|---|---|---|---|---|---|
| **Type** | **Suction side** | **Discharge side** | **Rated power** | **Net weight, approx.** | **Art. no.** | | | **GRD group** |
| | *DNs* | *DNd* | $P_2$ kW | *m* kg | | 🚚 | EUR | |
| **Stratos GIGA B 80/3-32/22-R1-S1** | DN 100 | DN 80 | 22.5 | 163 | 2196371 | K | **18,446.–** | 6 |
| **Stratos GIGA B 100/2-20/11-R1-S1** | DN 125 | DN 100 | 11.1 | 226 | 2203301 | K | **13,125.–** | 6 |
| **Stratos GIGA B 100/2-24/15-R1-S1** | DN 125 | DN 100 | 15.2 | 234 | 2203302 | K | **15,343.–** | 6 |
| **Stratos GIGA B 125/1-15/11-R1-S1** | DN 150 | DN 125 | 10.5 | 241 | 2203305 | K | **12,954.–** | 6 |
| **Stratos GIGA B 125/2-18/15-R1-S1** | DN 150 | DN 125 | 15.5 | 278 | 2203306 | K | **15,635.–** | 7 |



🚚 = ready for delivery, L = supply availability, C = approx. 2 weeks, K = approx. 4 weeks, AX = up to 16 weeks delivery time, please inquire for every order, A = on request, 📞 = please contact Wilo
Subject to change – all prices do not include VAT. Our General Terms of Delivery and Service apply (see www.wilo.com/legal) – valid from 01/01/2022 in Germany.



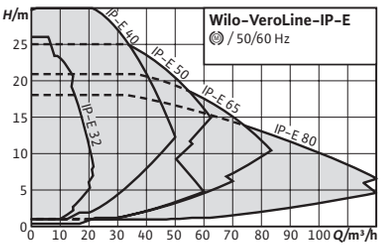


| Accessories | Page |
|---|---|
| IR-Stick | 270 |
| Wall fixation/installation on a base | 211 |
| Differential pressure detection | 251 |
| Pump control/IF modul | 247 |
| Pump control CCe-HVAC | 233 |
| Pump control SCe-HVAC | 237 |
| Mechanical seals | 268 |

IE4

## Wilo-VeroLine-IP-E

### Construction
Electronically controlled glanded single pump in in-line design with flange connection and automatic power adjustment

### Application
Pumping of heating water (acc. to VDI 2035), cold water and water/glycol mixtures without abrasive substances in heating, cold water and cooling systems.

### Scope of delivery
- → Pump
- → Installation and operating instructions

### Options
- → Variant ...-R1 without differential pressure sensor
- → ...-H5 variant with PN16 housing (at additional charge)
- → ...-S1/-S2 variant with special mechanical seal (at additional charge)

### Your advantages
- → Energy savings due to integrated electronic power adjustment
- → Optional interfaces for bus communication using plug-in IF modules
- → Simple operation with Green Button Technology and display
- → Integrated dual pump management
- → Integrated full motor protection (PTC thermistor sensor) with trip electronics

### Notice
Motors with energy efficiency class IE4

### General notes - ErP (Ecodesign) Directive
The minimum efficiency index, MEI, of the pump series is ≥0.4. For detailed information on the MEI values of the individual pump types, see: Wilo Online Catalogue, available at www.wilo.com

**Price group: PG3**

| Ordering information with differential pressure sensor | | | | | | | | Additional charge | | |
|---|---|---|---|---|---|---|---|---|---|---|
| Type | Nominal flange diameter | Port-to-port length | Rated power | Net weight, approx. | Art. no. | | | | PN 16 housing (H5 version) | GRD group |
| | | *L0* mm | $P_2$ kW | *m* kg | | | EUR | | EUR | |
| **VeroLine-IP-E 32/95-0,55/2** | DN 32 | 260 | 0.55 | 25 | 2158810 | L | **3,025.-** | K | **440.-** | 3 |
| **VeroLine-IP-E 32/105-0,75/2** | DN 32 | 260 | 0.75 | 28 | 2158811 | L | **3,109.-** | K | **440.-** | 3 |
| **VeroLine-IP-E 32/125-1,1/2** | DN 32 | 260 | 1.1 | 30 | 2158812 | L | **3,143.-** | K | **440.-** | 3 |
| **VeroLine-IP-E 32/135-1,1/2** | DN 32 | 260 | 1.1 | 30 | 2158813 | L | **3,200.-** | K | **440.-** | 3 |
| **VeroLine-IP-E 32/135-1,5/2** | DN 32 | 260 | 1.5 | 33 | 2158814 | L | **3,720.-** | A | **440.-** | 3 |

= ready for delivery, L = supply availability, C = approx. 2 weeks, K = approx. 4 weeks, AX = up to 16 weeks delivery time, please inquire for every order, A = on request, = please contact Wilo
Subject to change – all prices do not include VAT. Our General Terms of Delivery and Service apply (see www.wilo.com/legal) – valid from 01/01/2022 in Germany.

Price group: PG3

| Ordering information with differential pressure sensor | | | | | | | | | Additional charge | |
|---|---|---|---|---|---|---|---|---|---|---|
| Type | Nominal flange diameter | Port-to-port length | Rated power | Net weight, approx. | Art. no. | | | | PN 16 housing (H5 version) | GRD group |
| | | *L0* mm | $P_2$ kW | *m* kg | | | EUR | | EUR | |
| VeroLine-IP-E 40/115-0,55/2 | DN 40 | 250 | 0.55 | 25 | 2158815 | L | 3,131.– | K | 448.– | 3 |
| VeroLine-IP-E 40/120-1,5/2 | DN 40 | 320 | 1.5 | 36 | 2158816 | L | 4,290.– | A | 448.– | 3 |
| VeroLine-IP-E 40/130-2,2/2 | DN 40 | 320 | 2.2 | 37 | 2158817 | L | 4,706.– | A | 448.– | 3 |
| VeroLine-IP-E 40/150-3/2 | DN 40 | 320 | 3 | 44 | 2158818 | L | 5,191.– | A | 448.– | 3 |
| VeroLine-IP-E 40/160-4/2 | DN 40 | 320 | 4 | 52 | 2158819 | L | 5,689.– | A | 448.– | 3 |
| VeroLine-IP-E 50/105-0,75/2 | DN 50 | 280 | 0.75 | 30 | 2158820 | L | 3,318.– | K | 473.– | 3 |
| VeroLine-IP-E 50/130-2,2/2 | DN 50 | 340 | 2.2 | 40 | 2158821 | L | 4,740.– | A | 473.– | 3 |
| VeroLine-IP-E 50/140-3/2 | DN 50 | 340 | 3 | 48 | 2158822 | L | 5,088.– | A | 473.– | 3 |
| VeroLine-IP-E 50/150-4/2 | DN 50 | 340 | 4 | 55 | 2158823 | L | 6,116.– | A | 473.– | 3 |
| VeroLine-IP-E 65/110-2,2/2 | DN 65 | 340 | 2.2 | 41 | 2158825 | L | 4,802.– | A | 496.– | 3 |
| VeroLine-IP-E 65/115-1,5/2 | DN 65 | 340 | 1.5 | 40 | 2158824 | L | 4,283.– | A | 496.– | 3 |
| VeroLine-IP-E 65/120-3/2 | DN 65 | 340 | 3 | 50 | 2158826 | L | 5,277.– | A | 496.– | 3 |
| VeroLine-IP-E 65/130-4/2 | DN 65 | 340 | 4 | 58 | 2158827 | L | 6,059.– | A | 496.– | 3 |
| VeroLine-IP-E 80/105-3/2 | DN 80 | 360 | 3 | 54 | 2158829 | L | 5,306.– | A | 516.– | 3 |
| VeroLine-IP-E 80/110-4/2 | DN 80 | 360 | 4 | 62 | 2158830 | L | 5,880.– | A | 516.– | 3 |
| VeroLine-IP-E 80/115-2,2/2 | DN 80 | 360 | 2.2 | 47 | 2158828 | L | 5,088.– | A | 516.– | 3 |

Price group: PG3

| Ordering information without differential pressure sensor | | | | | | | | | Additional charge | |
|---|---|---|---|---|---|---|---|---|---|---|
| Type | Nominal flange diameter | Port-to-port length | Rated power | Net weight, approx. | Art. no. | | | | PN 16 housing (H5 version) | GRD group |
| | | *L0* mm | $P_2$ kW | *m* kg | | | EUR | | EUR | |
| VeroLine-IP-E 32/95-0,55/2-R1 | DN 32 | 260 | 0.55 | 25 | 2158873 | L | 2,510.– | K | 440.– | 3 |
| VeroLine-IP-E 32/105-0,75/2-R1 | DN 32 | 260 | 0.75 | 28 | 2158874 | L | 2,594.– | K | 440.– | 3 |
| VeroLine-IP-E 32/125-1,1/2-R1 | DN 32 | 260 | 1.1 | 30 | 2158875 | L | 2,628.– | K | 440.– | 3 |
| VeroLine-IP-E 32/135-1,1/2-R1 | DN 32 | 260 | 1.1 | 30 | 2158876 | L | 2,685.– | K | 440.– | 3 |
| VeroLine-IP-E 32/135-1,5/2-R1 | DN 32 | 260 | 1.5 | 33 | 2158877 | L | 3,204.– | A | 440.– | 3 |
| VeroLine-IP-E 40/115-0,55/2-R1 | DN 40 | 250 | 0.55 | 25 | 2158878 | L | 2,615.– | K | 448.– | 3 |
| VeroLine-IP-E 40/120-1,5/2-R1 | DN 40 | 320 | 1.5 | 36 | 2158879 | L | 3,775.– | A | 448.– | 3 |
| VeroLine-IP-E 40/130-2,2/2-R1 | DN 40 | 320 | 2.2 | 37 | 2158880 | L | 4,190.– | A | 448.– | 3 |
| VeroLine-IP-E 40/150-3/2-R1 | DN 40 | 320 | 3 | 44 | 2158881 | L | 4,676.– | A | 448.– | 3 |
| VeroLine-IP-E 40/160-4/2-R1 | DN 40 | 320 | 4 | 52 | 2158882 | L | 5,174.– | A | 448.– | 3 |
| VeroLine-IP-E 50/105-0,75/2-R1 | DN 50 | 280 | 0.75 | 30 | 2158883 | L | 2,803.– | K | 473.– | 3 |
| VeroLine-IP-E 50/130-2,2/2-R1 | DN 50 | 340 | 2.2 | 40 | 2158884 | L | 4,224.– | A | 473.– | 3 |
| VeroLine-IP-E 50/140-3/2-R1 | DN 50 | 340 | 3 | 48 | 2158885 | L | 4,573.– | A | 473.– | 3 |
| VeroLine-IP-E 50/150-4/2-R1 | DN 50 | 340 | 4 | 55 | 2158886 | L | 5,601.– | A | 473.– | 3 |
| VeroLine-IP-E 65/110-2,2/2-R1 | DN 65 | 340 | 2.2 | 41 | 2158888 | L | 4,287.– | A | 496.– | 3 |
| VeroLine-IP-E 65/115-1,5/2-R1 | DN 65 | 340 | 1.5 | 40 | 2158887 | L | 3,768.– | A | 496.– | 3 |
| VeroLine-IP-E 65/120-3/2-R1 | DN 65 | 340 | 3 | 50 | 2158889 | L | 4,762.– | A | 496.– | 3 |
| VeroLine-IP-E 65/130-4/2-R1 | DN 65 | 340 | 4 | 58 | 2158890 | L | 5,544.– | A | 496.– | 3 |
| VeroLine-IP-E 80/105-3/2-R1 | DN 80 | 360 | 3 | 54 | 2158892 | L | 4,791.– | A | 516.– | 3 |
| VeroLine-IP-E 80/110-4/2-R1 | DN 80 | 360 | 4 | 62 | 2158893 | L | 5,365.– | A | 516.– | 3 |
| VeroLine-IP-E 80/115-2,2/2-R1 | DN 80 | 360 | 2.2 | 47 | 2158891 | L | 4,573.– | A | 516.– | 3 |

= ready for delivery, L = supply availability, C = approx. 2 weeks, K = approx. 4 weeks, AX = up to 16 weeks delivery time, please inquire for every order, A = on request, = please contact Wilo
Subject to change – all prices do not include VAT. Our General Terms of Delivery and Service apply (see www.wilo.com/legal) – valid from 01/01/2022 in Germany.

Price group: PG3

| Ordering information with differential pressure sensor (special mechanical seal for water-glycol mixture) | | | | | | | | | | |
|---|---|---|---|---|---|---|---|---|---|---|
| Type | Nominal flange diameter | Port-to-port length | Rated power | Net weight, approx. | Art. no. | | | Additional charge | PN 16 housing (H5 version) | GRD group |
| | | *L0* mm | $P_2$ kW | *m* kg | | | EUR | | | |
| VeroLine-IP-E 32/95-0,55/2-S1 | DN 32 | 260 | 0.55 | 25 | 2165961 | K | 3,063.– | A | | 3 |
| VeroLine-IP-E 32/105-0,75/2-S1 | DN 32 | 260 | 0.75 | 28 | 2170922 | K | 3,146.– | A | | 3 |
| VeroLine-IP-E 32/125-1,1/2-S1 | DN 32 | 260 | 1.1 | 30 | 2168531 | K | 3,181.– | A | | 3 |
| VeroLine-IP-E 32/135-1,1/2-S1 | DN 32 | 260 | 1.1 | 30 | 2170923 | K | 3,237.– | A | | 3 |
| VeroLine-IP-E 32/135-1,5/2-S1 | DN 32 | 260 | 1.5 | 33 | 2170924 | K | 3,757.– | A | | 3 |
| VeroLine-IP-E 40/115-0,55/2-S1 | DN 40 | 250 | 0.55 | 25 | 2170925 | K | 3,168.– | A | | 3 |
| VeroLine-IP-E 40/120-1,5/2-S1 | DN 40 | 320 | 1.5 | 36 | 2170926 | K | 4,328.– | A | | 3 |
| VeroLine-IP-E 40/130-2,2/2-S1 | DN 40 | 320 | 2.2 | 37 | 2170927 | K | 4,743.– | A | | 3 |
| VeroLine-IP-E 40/150-3/2-S1 | DN 40 | 320 | 3 | 44 | 2170928 | K | 5,229.– | A | | 3 |
| VeroLine-IP-E 40/160-4/2-S1 | DN 40 | 320 | 4 | 52 | 2170929 | K | 5,727.– | A | | 3 |
| VeroLine-IP-E 50/105-0,75/2-S1 | DN 50 | 280 | 0.75 | 30 | 2168530 | K | 3,355.– | A | | 3 |
| VeroLine-IP-E 50/130-2,2/2-S1 | DN 50 | 340 | 2.2 | 40 | 2170930 | K | 4,777.– | A | | 3 |
| VeroLine-IP-E 50/140-3/2-S1 | DN 50 | 340 | 3 | 48 | 2170951 | K | 5,125.– | A | | 3 |
| VeroLine-IP-E 50/150-4/2-S1 | DN 50 | 340 | 4 | 55 | 2170932 | K | 6,153.– | A | | 3 |
| VeroLine-IP-E 65/110-2,2/2-S1 | DN 65 | 340 | 2.2 | 41 | 2170934 | K | 4,839.– | A | | 3 |
| VeroLine-IP-E 65/115-1,5/2-S1 | DN 65 | 340 | 1.5 | 40 | 2170933 | K | 4,321.– | A | | 3 |
| VeroLine-IP-E 65/120-3/2-S1 | DN 65 | 340 | 3 | 50 | 2170935 | K | 5,315.– | A | | 3 |
| VeroLine-IP-E 65/130-4/2-S1 | DN 65 | 340 | 3 | 58 | 2170936 | K | 6,097.– | A | | 3 |
| VeroLine-IP-E 80/105-3/2-S1 | DN 80 | 360 | 3 | 54 | 2170938 | K | 5,343.– | A | | 3 |
| VeroLine-IP-E 80/110-4/2-S1 | DN 80 | 360 | 4 | 62 | 2170939 | K | 5,917.– | A | | 3 |
| VeroLine-IP-E 80/115-2,2/2-S1 | DN 80 | 360 | 2.2 | 47 | 2170937 | K | 5,125.– | A | | 3 |

Price group: PG3

| Ordering information without differential pressure sensor (special mechanical seal for water-glycol mixture) | | | | | | | | | | |
|---|---|---|---|---|---|---|---|---|---|---|
| Type | Nominal flange diameter | Port-to-port length | Rated power | Net weight, approx. | Art. no. | | | Additional charge | PN 16 housing (H5 version) | GRD group |
| | | *L0* mm | $P_2$ kW | *m* kg | | | EUR | | | |
| VeroLine-IP-E 32/95-0,55/2-R1-S1 | DN 32 | 260 | 0.55 | 25 | 2168545 | K | 2,547.– | A | | 3 |
| VeroLine-IP-E 32/105-0,75/2-R1-S1 | DN 32 | 260 | 0.75 | 28 | 2170940 | K | 2,631.– | A | | 3 |
| VeroLine-IP-E 32/125-1,1/2-R1-S1 | DN 32 | 260 | 1.1 | 30 | 2170941 | K | 2,665.– | A | | 3 |
| VeroLine-IP-E 32/135-1,1/2-R1-S1 | DN 32 | 260 | 1.1 | 30 | 2170942 | K | 2,722.– | A | | 3 |
| VeroLine-IP-E 32/135-1,5/2-R1-S1 | DN 32 | 260 | 1.5 | 33 | 2170943 | K | 3,242.– | A | | 3 |
| VeroLine-IP-E 40/115-0,55/2-R1-S1 | DN 40 | 250 | 0.55 | 25 | 2170944 | K | 2,653.– | A | | 3 |
| VeroLine-IP-E 40/120-1,5/2-R1-S1 | DN 40 | 320 | 1.5 | 36 | 2170945 | K | 3,813.– | A | | 3 |
| VeroLine-IP-E 40/130-2,2/2-R1-S1 | DN 40 | 320 | 2.2 | 37 | 2170946 | K | 4,228.– | A | | 3 |
| VeroLine-IP-E 40/150-3/2-R1-S1 | DN 40 | 320 | 3 | 44 | 2170947 | K | 4,714.– | A | | 3 |
| VeroLine-IP-E 40/160-4/2-R1-S1 | DN 40 | 320 | 4 | 52 | 2170948 | K | 5,212.– | A | | 3 |
| VeroLine-IP-E 50/105-0,75/2-R1-S1 | DN 50 | 280 | 0.75 | 30 | 2170949 | K | 2,840.– | A | | 3 |
| VeroLine-IP-E 50/130-2,2/2-R1-S1 | DN 50 | 340 | 2.2 | 40 | 2170950 | K | 4,262.– | A | | 3 |
| VeroLine-IP-E 50/140-3/2-R1-S1 | DN 50 | 340 | 3 | 48 | 2198951 | K | 4,610.– | A | | 3 |
| VeroLine-IP-E 50/150-4/2-R1-S1 | DN 50 | 340 | 4 | 55 | 2170952 | K | 5,638.– | A | | 3 |
| VeroLine-IP-E 65/110-2,2/2-R1-S1 | DN 65 | 340 | 2.2 | 41 | 2170954 | K | 4,324.– | A | | 3 |
| VeroLine-IP-E 65/115-1,5/2-R1-S1 | DN 65 | 340 | 1.5 | 40 | 2170953 | K | 3,806.– | A | | 3 |
| VeroLine-IP-E 65/120-3/2-R1-S1 | DN 65 | 340 | 3 | 50 | 2170955 | K | 4,800.– | A | | 3 |

= ready for delivery, L = supply availability, C = approx. 2 weeks, K = approx. 4 weeks, AX = up to 16 weeks delivery time, please inquire for every order, A = on request, = please contact Wilo
Subject to change – all prices do not include VAT. Our General Terms of Delivery and Service apply (see www.wilo.com/legal) – valid from 01/01/2022 in Germany.

**Price group: PG3**

| Ordering information without differential pressure sensor (special mechanical seal for water-glycol mixture) | | | | | | | | | Additional charge | |
|---|---|---|---|---|---|---|---|---|---|---|
| **Type** | **Nominal flange diameter** | **Port-to-port length** | **Rated power** | **Net weight, approx.** | **Art. no.** | | | | **PN 16 housing (H5 version)** | **GRD group** |
| | | *L0* mm | $P_2$ kW | *m* kg | | 🚚 | EUR | 🚚 | | |
| **VeroLine-IP-E 65/130-4/2-R1-S1** | DN 65 | 340 | 4 | 58 | 2170956 | K | **5,582.–** | A | ✆ | 3 |
| **VeroLine-IP-E 80/105-3/2-R1-S1** | DN 80 | 360 | 3 | 54 | 2170958 | K | **4,828.–** | A | ✆ | 3 |
| **VeroLine-IP-E 80/110-4/2-R1-S1** | DN 80 | 360 | 4 | 62 | 2170959 | K | **5,402.–** | A | ✆ | 3 |
| **VeroLine-IP-E 80/115-2,2/2-R1-S1** | DN 80 | 360 | 2.2 | 47 | 2170957 | K | **4,610.–** | A | ✆ | 3 |



🚚 = ready for delivery, L = supply availability, C = approx. 2 weeks, K = approx. 4 weeks, AX = up to 16 weeks delivery time, please inquire for every order, A = on request, ✆ = please contact Wilo
Subject to change – all prices do not include VAT. Our General Terms of Delivery and Service apply (see www.wilo.com/legal) – valid from 01/01/2022 in Germany.



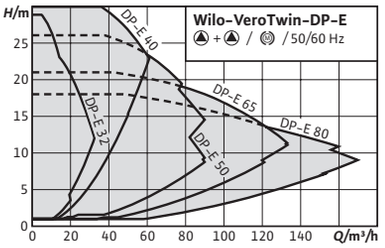


**Accessories**


| | Page |
|---|---|
| IR-Stick | 270 |
| Wall fixation/installation on a base | 211 |
| Differential pressure detection | 251 |
| Pump control/IF modul | 247 |
| Pump control CCe-HVAC | 233 |
| Pump control SCe-HVAC | 237 |
| Mechanical seals | 268 |
| Blind flanges | 269 |


IE4

## Wilo-VeroTwin-DP-E

### Construction
Electronically controlled glanded twin-head pump in in-line design with flange connection and automatic power adjustment

### Application
Pumping of heating water (acc. to VDI 2035), cold water and water/glycol mixtures without abrasive substances in heating, cold water and cooling systems.

### Scope of delivery
- → Pump
- → Installation and operating instructions

### Options
- → Variant ...-R1 without differential pressure sensor
- → ...-H5 variant with PN16 housing (at additional charge)
- → ...-S1/-S2 variant with special mechanical seals (at additional charge)

### Your advantages
- → Energy savings due to integrated electronic power adjustment
- → Optional interfaces for bus communication using plug-in IF modules
- → Simple operation with Green Button Technology and display
- → Integrated dual pump management
- → Integrated full motor protection (PTC thermistor sensor) with trip electronics

### Notice
Motors with energy efficiency class IE4

### General notes – ErP (Ecodesign) Directive
The minimum efficiency index, MEI, of the pump series is ≥0.4. For detailed information on the MEI values of the individual pump types, see: Wilo Online Catalogue, available at www.wilo.com

**Price group: PG3**

| Ordering information with differential pressure sensor | | | | | | | | Additional charge | | | |
|---|---|---|---|---|---|---|---|---|---|---|---|
| Type | Nominal flange diameter | Port-to-port length | Rated power | Net weight, approx. | Art. no. | | | | PN 16 housing (H5 version) | GRD group | Blind flange |
| | | *L0* mm | $P_2$ kW | *m* kg | | | EUR | | EUR | | |
| **VeroTwin-DP-E 32/95-0,55/2** | DN 32 | 260 | 0.55 | 47 | 2158936 | L | **5,786.–** | K | **440.–** | 3 | F |
| **VeroTwin-DP-E 32/105-0,75/2** | DN 32 | 260 | 0.75 | 53 | 2158937 | L | **5,953.–** | K | **440.–** | 3 | F |
| **VeroTwin-DP-E 32/125-1,1/2** | DN 32 | 260 | 1.1 | 56 | 2158938 | L | **6,001.–** | K | **440.–** | 3 | F |
| **VeroTwin-DP-E 32/135-1,1/2** | DN 32 | 260 | 1.1 | 56 | 2158939 | L | **6,115.–** | K | **440.–** | 3 | F |
| **VeroTwin-DP-E 32/135-1,5/2** | DN 32 | 260 | 1.5 | 62 | 2158940 | L | **7,116.–** | K | **440.–** | 3 | F |

= ready for delivery, L = supply availability, C = approx. 2 weeks, K = approx. 4 weeks, AX = up to 16 weeks delivery time, please inquire for every order, A = on request, = please contact Wilo
Subject to change – all prices do not include VAT. Our General Terms of Delivery and Service apply (see www.wilo.com/legal) – valid from 01/01/2022 in Germany.

Price group: PG3

| Ordering information with differential pressure sensor | | | | | | | | Additional charge | | | |
|---|---|---|---|---|---|---|---|---|---|---|---|
| Type | Nominal flange diameter | Port-to-port length | Rated power | Net weight, approx. | Art. no. | | | | PN 16 housing (H5 version) | GRD group | Blind flange |
| | | *L0* mm | $P_2$ kW | *m* kg | | | EUR | | EUR | | |
| VeroTwin-DP-E 40/115-0,55/2 | DN 40 | 250 | 0.55 | 50 | 2158941 | L | 5,978.– | K | 448.– | 3 | G |
| VeroTwin-DP-E 40/120-1,5/2 | DN 40 | 320 | 1.5 | 71 | 2158942 | L | 8,209.– | K | 448.– | 3 | F |
| VeroTwin-DP-E 40/130-2,2/2 | DN 40 | 320 | 2.2 | 72 | 2158943 | L | 9,005.– | K | 448.– | 3 | F |
| VeroTwin-DP-E 40/150-3/2 | DN 40 | 320 | 3 | 88 | 2158944 | L | 9,931.– | K | 448.– | 3 | F |
| VeroTwin-DP-E 40/160-4/2 | DN 40 | 320 | 4 | 103 | 2158945 | L | 10,881.– | K | 448.– | 3 | F |
| VeroTwin-DP-E 50/105-0,75/2 | DN 50 | 280 | 0.75 | 56 | 2158946 | L | 6,347.– | K | 473.– | 3 | G |
| VeroTwin-DP-E 50/130-2,2/2 | DN 50 | 340 | 2.2 | 74 | 2158947 | L | 9,066.– | K | 473.– | 3 | F |
| VeroTwin-DP-E 50/140-3/2 | DN 50 | 340 | 3 | 89 | 2158948 | L | 9,736.– | K | 473.– | 3 | F |
| VeroTwin-DP-E 50/150-4/2 | DN 50 | 340 | 4 | 105 | 2158949 | L | 11,700.– | K | 473.– | 3 | F |
| VeroTwin-DP-E 65/110-2,2/2 | DN 65 | 340 | 2.2 | 81 | 2158951 | L | 9,168.– | K | 496.– | 3 | F |
| VeroTwin-DP-E 65/115-1,5/2 | DN 65 | 340 | 1.5 | 78 | 2158950 | L | 8,195.– | K | 496.– | 3 | H |
| VeroTwin-DP-E 65/120-3/2 | DN 65 | 340 | 3 | 101 | 2158952 | L | 10,095.– | K | 496.– | 3 | F |
| VeroTwin-DP-E 65/130-4/2 | DN 65 | 340 | 4 | 112 | 2158953 | L | 11,593.– | K | 496.– | 3 | F |
| VeroTwin-DP-E 80/105-3/2 | DN 80 | 360 | 3 | 100 | 2158955 | L | 10,145.– | K | 516.– | 3 | F |
| VeroTwin-DP-E 80/110-4/2 | DN 80 | 360 | 4 | 116 | 2158956 | L | 11,249.– | K | 516.– | 3 | F |
| VeroTwin-DP-E 80/115-2,2/2 | DN 80 | 360 | 2.2 | 81 | 2158954 | L | 9,736.– | K | 516.– | 3 | H |

Price group: PG3

| Ordering information without differential pressure sensor | | | | | | | | Additional charge | | | |
|---|---|---|---|---|---|---|---|---|---|---|---|
| Type | Nominal flange diameter | Port-to-port length | Rated power | Net weight, approx. | Art. no. | | | | PN 16 housing (H5 version) | GRD group | Blind flange |
| | | *L0* mm | $P_2$ kW | *m* kg | | | EUR | | EUR | | |
| VeroTwin-DP-E 32/95-0,55/2-R1 | DN 32 | 260 | 0.55 | 47 | 2158999 | C | 5,271.– | K | 440.– | 3 | F |
| VeroTwin-DP-E 32/105-0,75/2-R1 | DN 32 | 260 | 0.75 | 53 | 2159000 | C | 5,437.– | K | 440.– | 3 | F |
| VeroTwin-DP-E 32/125-1,1/2-R1 | DN 32 | 260 | 1.1 | 56 | 2159001 | C | 5,486.– | K | 440.– | 3 | F |
| VeroTwin-DP-E 32/135-1,1/2-R1 | DN 32 | 260 | 1.1 | 56 | 2159002 | C | 5,600.– | K | 440.– | 3 | F |
| VeroTwin-DP-E 32/135-1,5/2-R1 | DN 32 | 260 | 1.5 | 62 | 2159003 | C | 6,600.– | K | 440.– | 3 | F |
| VeroTwin-DP-E 40/115-0,55/2-R1 | DN 40 | 250 | 0.55 | 50 | 2159004 | C | 5,462.– | K | 448.– | 3 | G |
| VeroTwin-DP-E 40/120-1,5/2-R1 | DN 40 | 320 | 1.5 | 71 | 2159005 | C | 7,694.– | K | 448.– | 3 | F |
| VeroTwin-DP-E 40/130-2,2/2-R1 | DN 40 | 320 | 2.2 | 72 | 2159006 | C | 8,490.– | K | 448.– | 3 | F |
| VeroTwin-DP-E 40/150-3/2-R1 | DN 40 | 320 | 3 | 88 | 2159007 | C | 9,416.– | K | 448.– | 3 | F |
| VeroTwin-DP-E 40/160-4/2-R1 | DN 40 | 320 | 4 | 103 | 2159008 | C | 10,365.– | K | 448.– | 3 | F |
| VeroTwin-DP-E 50/105-0,75/2-R1 | DN 50 | 280 | 0.75 | 56 | 2159009 | C | 5,832.– | K | 473.– | 3 | G |
| VeroTwin-DP-E 50/130-2,2/2-R1 | DN 50 | 340 | 2.2 | 74 | 2159010 | C | 8,551.– | K | 473.– | 3 | F |
| VeroTwin-DP-E 50/140-3/2-R1 | DN 50 | 340 | 3 | 89 | 2159011 | C | 9,220.– | K | 473.– | 3 | F |
| VeroTwin-DP-E 50/150-4/2-R1 | DN 50 | 340 | 4 | 105 | 2159012 | C | 11,185.– | K | 473.– | 3 | F |
| VeroTwin-DP-E 65/110-2,2/2-R1 | DN 65 | 340 | 2.2 | 81 | 2159014 | C | 8,653.– | K | 496.– | 3 | F |
| VeroTwin-DP-E 65/115-1,5/2-R1 | DN 65 | 340 | 1.5 | 78 | 2159013 | C | 7,680.– | K | 496.– | 3 | H |
| VeroTwin-DP-E 65/120-3/2-R1 | DN 65 | 340 | 3 | 101 | 2159015 | C | 9,580.– | K | 496.– | 3 | F |
| VeroTwin-DP-E 65/130-4/2-R1 | DN 65 | 340 | 4 | 112 | 2159016 | C | 11,078.– | K | 496.– | 3 | F |
| VeroTwin-DP-E 80/105-3/2-R1 | DN 80 | 360 | 3 | 100 | 2159018 | C | 9,630.– | K | 516.– | 3 | F |
| VeroTwin-DP-E 80/110-4/2-R1 | DN 80 | 360 | 4 | 116 | 2159019 | C | 10,734.– | K | 516.– | 3 | F |
| VeroTwin-DP-E 80/115-2,2/2-R1 | DN 80 | 360 | 2.2 | 81 | 2159017 | C | 9,220.– | K | 516.– | 3 | H |

= ready for delivery, L = supply availability, C = approx. 2 weeks, K = approx. 4 weeks, AX = up to 16 weeks delivery time, please inquire for every order, A = on request, = please contact Wilo
Subject to change – all prices do not include VAT. Our General Terms of Delivery and Service apply (see www.wilo.com/legal) – valid from 01/01/2022 in Germany.

Price group: PG3

| Ordering information with differential pressure sensor (special mechanical seal for water-glycol mixture) | | | | | | | | Additional charge | | | |
|---|---|---|---|---|---|---|---|---|---|---|---|
| Type | Nominal flange diameter | Port-to-port length | Rated power | Net weight, approx. | Art. no. | | | | PN 16 housing (H5 version) | GRD group | Blind flange |
| | | *L0* mm | $P_2$ kW | *m* kg | | | EUR | | | | |
| VeroTwin-DP-E 32/95-0,55/2-S1 | DN 32 | 260 | 0.55 | 47 | 2170960 | K | 5,861.– | A | ✆ | 3 | F |
| VeroTwin-DP-E 32/105-0,75/2-S1 | DN 32 | 260 | 0.75 | 53 | 2170961 | K | 6,027.– | A | ✆ | 3 | F |
| VeroTwin-DP-E 32/125-1,1/2-S1 | DN 32 | 260 | 1.1 | 56 | 2170962 | K | 6,076.– | A | ✆ | 3 | F |
| VeroTwin-DP-E 32/135-1,1/2-S1 | DN 32 | 260 | 1.1 | 56 | 2170963 | K | 6,190.– | A | ✆ | 3 | F |
| VeroTwin-DP-E 32/135-1,5/2-S1 | DN 32 | 260 | 1.5 | 62 | 2170964 | K | 7,191.– | A | ✆ | 3 | F |
| VeroTwin-DP-E 40/115-0,55/2-S1 | DN 40 | 250 | 0.55 | 50 | 2170965 | K | 6,052.– | A | ✆ | 3 | G |
| VeroTwin-DP-E 40/120-1,5/2-S1 | DN 40 | 320 | 1.5 | 71 | 2170966 | K | 8,284.– | A | ✆ | 3 | F |
| VeroTwin-DP-E 40/130-2,2/2-S1 | DN 40 | 320 | 2.2 | 72 | 2170967 | K | 9,080.– | A | ✆ | 3 | F |
| VeroTwin-DP-E 40/150-3/2-S1 | DN 40 | 320 | 3 | 88 | 2170968 | K | 10,006.– | A | ✆ | 3 | F |
| VeroTwin-DP-E 40/160-4/2-S1 | DN 40 | 320 | 4 | 103 | 2170969 | K | 10,955.– | A | ✆ | 3 | F |
| VeroTwin-DP-E 50/105-0,75/2-S1 | DN 50 | 280 | 0.75 | 56 | 2170970 | K | 6,422.– | A | ✆ | 3 | G |
| VeroTwin-DP-E 50/140-3/2-S1 | DN 50 | 340 | 3 | 89 | 2170971 | K | 9,811.– | A | ✆ | 3 | F |
| VeroTwin-DP-E 50/150-4/2-S1 | DN 50 | 340 | 4 | 105 | 2170972 | K | 11,775.– | A | ✆ | 3 | F |
| VeroTwin-DP-E 65/110-2,2/2-S1 | DN 65 | 340 | 2.2 | 81 | 2170974 | K | 9,243.– | A | ✆ | 3 | F |
| VeroTwin-DP-E 65/115-1,5/2-S1 | DN 65 | 340 | 1.5 | 78 | 2170973 | K | 8,270.– | A | ✆ | 3 | H |
| VeroTwin-DP-E 65/120-3/2-S1 | DN 80 | 360 | 4 | 116 | 2187330 | K | 10,170.– | A | ✆ | 3 | F |
| VeroTwin-DP-E 65/130-4/2-S1 | DN 65 | 340 | 3 | 101 | 2170976 | K | 11,668.– | A | ✆ | 3 | F |
| VeroTwin-DP-E 80/105-3/2-S1 | DN 80 | 360 | 2.2 | 81 | 2170978 | K | 10,220.– | A | ✆ | 3 | H |
| VeroTwin-DP-E 80/110-4/2-S1 | DN 80 | 360 | 3 | 100 | 2170979 | K | 11,324.– | A | ✆ | 3 | F |
| VeroTwin-DP-E 80/115-2,2/2-S1 | DN 65 | 340 | 4 | 112 | 2170977 | K | 9,811.– | A | ✆ | 3 | F |

Price group: PG3

| Ordering information without differential pressure sensor (special mechanical seal for water-glycol mixture) | | | | | | | | Additional charge | | | |
|---|---|---|---|---|---|---|---|---|---|---|---|
| Type | Nominal flange diameter | Port-to-port length | Rated power | Net weight, approx. | Art. no. | | | | PN 16 housing (H5 version) | GRD group | Blind flange |
| | | *L0* mm | $P_2$ kW | *m* kg | | | EUR | | | | |
| VeroTwin-DP-E 32/95-0,55/2-R1-S1 | DN 32 | 260 | 0.55 | 47 | 2170980 | K | 5,346.– | A | ✆ | 3 | F |
| VeroTwin-DP-E 32/105-0,75/2-R1-S1 | DN 32 | 260 | 0.75 | 53 | 2170981 | K | 5,512.– | A | ✆ | 3 | F |
| VeroTwin-DP-E 32/125-1,1/2-R1-S1 | DN 32 | 260 | 1.1 | 56 | 2170982 | K | 5,561.– | A | ✆ | 3 | F |
| VeroTwin-DP-E 32/135-1,1/2-R1-S1 | DN 32 | 260 | 1.1 | 56 | 2170983 | K | 5,675.– | A | ✆ | 3 | F |
| VeroTwin-DP-E 32/135-1,5/2-R1-S1 | DN 32 | 260 | 1.5 | 62 | 2170984 | K | 6,675.– | A | ✆ | 3 | F |
| VeroTwin-DP-E 40/115-0,55/2-R1-S1 | DN 40 | 250 | 0.55 | 50 | 2170985 | K | 5,537.– | A | ✆ | 3 | G |
| VeroTwin-DP-E 40/120-1,5/2-R1-S1 | DN 40 | 320 | 1.5 | 71 | 2170986 | K | 7,769.– | A | ✆ | 3 | F |
| VeroTwin-DP-E 40/130-2,2/2-R1-S1 | DN 40 | 320 | 2.2 | 72 | 2170987 | K | 8,565.– | A | ✆ | 3 | F |
| VeroTwin-DP-E 40/150-3/2-R1-S1 | DN 40 | 320 | 3 | 88 | 2170988 | K | 9,491.– | A | ✆ | 3 | F |
| VeroTwin-DP-E 40/160-4/2-R1-S1 | DN 40 | 320 | 4 | 103 | 2170989 | K | 10,440.– | A | ✆ | 3 | F |
| VeroTwin-DP-E 50/105-0,75/2-R1-S1 | DN 50 | 280 | 0.75 | 56 | 2170990 | K | 5,907.– | A | ✆ | 3 | G |
| VeroTwin-DP-E 50/130-2,2/2-R1-S1 | DN 50 | 340 | 2.2 | 74 | 2170991 | K | 8,626.– | A | ✆ | 3 | F |
| VeroTwin-DP-E 50/140-3/2-R1-S1 | DN 50 | 340 | 3 | 89 | 2170992 | K | 9,295.– | A | ✆ | 3 | F |
| VeroTwin-DP-E 50/150-4/2-R1-S1 | DN 50 | 340 | 4 | 105 | 2170993 | K | 11,260.– | A | ✆ | 3 | F |
| VeroTwin-DP-E 65/110-2,2/2-R1-S1 | DN 65 | 340 | 2.2 | 81 | 2170995 | K | 8,728.– | A | ✆ | 3 | F |
| VeroTwin-DP-E 65/115-1,5/2-R1-S1 | DN 65 | 340 | 1.5 | 78 | 2170994 | K | 7,754.– | A | ✆ | 3 | H |
| VeroTwin-DP-E 65/120-3/2-R1-S1 | DN 65 | 340 | 3 | 101 | 2170996 | K | 9,655.– | A | ✆ | 3 | F |
| VeroTwin-DP-E 65/130-4/2-R1-S1 | DN 65 | 340 | 4 | 112 | 2170997 | K | 11,153.– | A | ✆ | 3 | F |

🚚 = ready for delivery, L = supply availability, C = approx. 2 weeks, K = approx. 4 weeks, AX = up to 16 weeks delivery time, please inquire for every order, A = on request, ✆ = please contact Wilo
Subject to change – all prices do not include VAT. Our General Terms of Delivery and Service apply (see www.wilo.com/legal) – valid from 01/01/2022 in Germany.

**Price group: PG3**

| Ordering information without differential pressure sensor (special mechanical seal for water-glycol mixture) | | | | | | | | Additional charge | | | |
|---|---|---|---|---|---|---|---|---|---|---|---|
| **Type** | **Nominal flange diameter** | **Port-to-port length** | **Rated power** | **Net weight, approx.** | **Art. no.** | | | | **PN 16 housing (H5 version)** | **GRD group** | **Blind flange** |
| | | *L0* mm | $P_2$ kW | *m* kg | | | EUR | | | | |
| **VeroTwin-DP-E 80/105-3/2-R1-S1** | DN 80 | 360 | 3 | 100 | 2170999 | K | **9,705.–** | A | ✆ | 3 | F |
| **VeroTwin-DP-E 80/115-2,2/2-R1-S1** | DN 80 | 360 | 2.2 | 81 | 2170998 | K | **9,295.–** | A | ✆ | 3 | H |

Heating, air conditioning, cooling

= ready for delivery, L = supply availability, C = approx. 2 weeks, K = approx. 4 weeks, AX = up to 16 weeks delivery time, please inquire for every order, A = on request, ✆ = please contact Wilo
Subject to change – all prices do not include VAT. Our General Terms of Delivery and Service apply (see www.wilo.com/legal) – valid from 01/01/2022 in Germany.



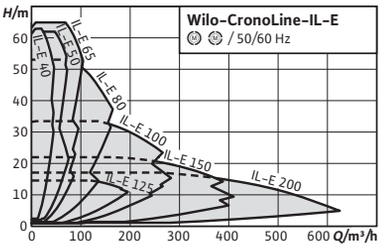


| Accessories | Page |
|---|---|
| IR-Stick | 270 |
| Wall fixation/installation on a base | 211 |
| Differential pressure detection | 251 |
| Pump control/IF modul | 247 |
| Pump control CCe-HVAC | 233 |
| Pump control SCe-HVAC | 237 |
| Mechanical seals | 268 |

IE4

## Wilo-CronoLine-IL-E

### Construction
Electronically controlled glanded single pump in in-line design with flange connection and automatic power adjustment

### Application
Pumping of heating water (acc. to VDI 2035), cold water and water/glycol mixtures without abrasive substances in heating, cold water and cooling systems.

### Scope of delivery
- → Pump
- → Installation and operating instructions

### Options
- → Variant ...-R1 without differential pressure sensor
- → Variant ...-L1 with bronze impeller (at additional charge)
- → Variant ...-H1 with housing made of spheroidal cast iron (at additional charge)

### Your advantages
- → Energy savings due to integrated electronic power adjustment
- → Optional interfaces for bus communication using plug-in IF modules
- → Simple operation with Green Button Technology and display
- → Integrated dual pump management
- → Integrated full motor protection (PTC thermistor sensor) with trip electronics

### Notice
Motors with energy efficiency class IE4

### General notes - ErP (Ecodesign) Directive
The minimum efficiency index, MEI, of the pump series is ≥0.4. For detailed information on the MEI values of the individual pump types, see: Wilo Online Catalogue, available at www.wilo.com

**Price group: PG3**

| Ordering information (2-pole types) with differential pressure sensor | | | | | | | | | Additional charge | | |
|---|---|---|---|---|---|---|---|---|---|---|---|
| Type | Nominal flange diameter | Port-to-port length | Rated power | Net weight, approx. | Art. no. | | | | Red brass impeller (L1 version) | | GRD group |
| | | *L0* mm | $P_2$ kW | *m* kg | | | EUR | | EUR | |
| **CronoLine-IL-E 40/170-5,5/2** | DN 40 | 340 | 5.5 | 95 | 2159314 | L | **5,885.-** | A | **403.-** | 4 |
| **CronoLine-IL-E 40/200-7,5/2** | DN 40 | 440 | 7.5 | 110 | 2159315 | L | **6,610.-** | A | **440.-** | 5 |
| **CronoLine-IL-E 40/220-11/2** | DN 40 | 440 | 11 | 196 | 2153668 | L | **8,923.-** | AX | **440.-** | 5 |
| **CronoLine-IL-E 50/160-5,5/2** | DN 50 | 340 | 5.5 | 99 | 2159316 | L | **6,254.-** | A | **448.-** | 5 |

= ready for delivery, L = supply availability, C = approx. 2 weeks, K = approx. 4 weeks, AX = up to 16 weeks delivery time, please inquire for every order, A = on request, = please contact Wilo
Subject to change – all prices do not include VAT. Our General Terms of Delivery and Service apply (see www.wilo.com/legal) – valid from 01/01/2022 in Germany.

**Price group: PG3**

| Ordering information (2-pole types) with differential pressure sensor | | | | | | | | Additional charge | | |
|---|---|---|---|---|---|---|---|---|---|---|
| **Type** | **Nominal flange diameter** | **Port-to-port length** | **Rated power** | **Net weight, approx.** | **Art. no.** | | | | **Red brass impeller (L1 version)** | **GRD group** |
| | | *L0* mm | $P_2$ kW | *m* kg | | 🚚 | EUR | 🚚 | EUR | |
| **CronoLine-IL-E 50/170-7,5/2** | DN 50 | 340 | 7.5 | 101 | 2159317 | L | **6,906.–** | A | **448.–** | 5 |
| **CronoLine-IL-E 50/180-7,5/2** | DN 50 | 440 | 7.5 | 114 | 2159318 | C | **6,906.–** | A | **491.–** | 5 |
| **CronoLine-IL-E 50/210-11/2** | DN 50 | 440 | 11 | 200 | 2153669 | L | **9,099.–** | K | **491.–** | 5 |
| **CronoLine-IL-E 50/220-15/2** | DN 50 | 440 | 15 | 208 | 2153670 | C | **10,520.–** | K | **491.–** | 5 |
| **CronoLine-IL-E 65/150-5,5/2** | DN 65 | 430 | 5.5 | 105 | 2159319 | L | **6,183.–** | AX | **715.–** | 5 |
| **CronoLine-IL-E 65/160-7,5/2** | DN 65 | 430 | 7.5 | 107 | 2159320 | L | **6,886.–** | AX | **715.–** | 5 |
| **CronoLine-IL-E 65/170-11/2** | DN 65 | 430 | 11 | 186 | 2153671 | L | **9,139.–** | K | **715.–** | 5 |
| **CronoLine-IL-E 65/200-15/2** | DN 65 | 475 | 15 | 214 | 2153672 | L | **10,612.–** | K | **772.–** | 6 |
| **CronoLine-IL-E 65/210-18,5/2** | DN 65 | 475 | 18.5 | 258 | 2153673 | L | **12,357.–** | K | **772.–** | 6 |
| **CronoLine-IL-E 65/220-22/2** | DN 65 | 475 | 22 | 267 | 2153674 | C | **14,126.–** | K | **772.–** | 6 |
| **CronoLine-IL-E 80/130-5,5/2** | DN 80 | 400 | 5.5 | 104 | 2159321 | L | **6,530.–** | A | **715.–** | 5 |
| **CronoLine-IL-E 80/140-7,5/2** | DN 80 | 400 | 7.5 | 106 | 2159322 | L | **7,229.–** | A | **715.–** | 5 |
| **CronoLine-IL-E 80/150-7,5/2** | DN 80 | 440 | 7.5 | 114 | 2159323 | L | **7,229.–** | A | **740.–** | 5 |
| **CronoLine-IL-E 80/160-11/2** | DN 80 | 440 | 11 | 194 | 2153675 | L | **9,351.–** | K | **740.–** | 5 |
| **CronoLine-IL-E 80/170-15/2** | DN 80 | 440 | 15 | 202 | 2153676 | L | **10,660.–** | K | **740.–** | 5 |
| **CronoLine-IL-E 80/190-18,5/2** | DN 80 | 500 | 18.5 | 263 | 2153677 | L | **12,477.–** | K | **810.–** | 6 |
| **CronoLine-IL-E 80/200-22/2** | DN 80 | 500 | 22 | 273 | 2153678 | L | **14,259.–** | K | **810.–** | 6 |
| **CronoLine-IL-E 100/145-11/2** | DN 100 | 500 | 11 | 212 | 2153679 | L | **9,384.–** | K | **833.–** | 6 |
| **CronoLine-IL-E 100/150-15/2** | DN 100 | 500 | 15 | 220 | 2153680 | L | **10,700.–** | K | **833.–** | 6 |
| **CronoLine-IL-E 100/160-18,5/2** | DN 100 | 500 | 18.5 | 262 | 2153681 | L | **12,542.–** | K | **833.–** | 6 |
| **CronoLine-IL-E 100/165-22/2** | DN 100 | 500 | 22 | 272 | 2153682 | L | **14,339.–** | K | **833.–** | 6 |

🚚 = ready for delivery, L = supply availability, C = approx. 2 weeks, K = approx. 4 weeks, AX = up to 16 weeks delivery time, please inquire for every order, A = on request, 📞 = please contact Wilo
Subject to change – all prices do not include VAT. Our General Terms of Delivery and Service apply (see www.wilo.com/legal) – valid from 01/01/2022 in Germany.

Price group: PG3

| Ordering information (2-pole types) without differential pressure sensor | | | | | | | | | | Additional charge | |
|---|---|---|---|---|---|---|---|---|---|---|---|
| Type | Nominal flange diameter | Port-to-port length | Rated power | Net weight, approx. | Art. no. | | | | | Red brass impeller (L1 version) | GRD group |
| | | *L0* mm | $P_2$ kW | *m* kg | | 🚚 | EUR | 🚚 | EUR | | |
| CronoLine-IL-E 40/170-5,5/2-R1 | DN 40 | 340 | 5.5 | 95 | 2159362 | L | 5,369.– | AX | 403.– | 4 |
| CronoLine-IL-E 40/200-7,5/2-R1 | DN 40 | 440 | 7.5 | 110 | 2159363 | C | 6,094.– | A | 440.– | 5 |
| CronoLine-IL-E 40/220-11/2-R1 | DN 40 | 440 | 11 | 197 | 2153737 | C | 8,408.– | K | 440.– | 5 |
| CronoLine-IL-E 50/160-5,5/2-R1 | DN 50 | 340 | 5.5 | 99 | 2159364 | L | 5,739.– | A | 448.– | 5 |
| CronoLine-IL-E 50/170-7,5/2-R1 | DN 50 | 340 | 7.5 | 101 | 2159365 | C | 6,391.– | A | 448.– | 5 |
| CronoLine-IL-E 50/180-7,5/2-R1 | DN 50 | 440 | 7.5 | 114 | 2159366 | C | 6,391.– | A | 491.– | 5 |
| CronoLine-IL-E 50/210-11/2-R1 | DN 50 | 440 | 11 | 209 | 2153738 | C | 8,584.– | K | 491.– | 5 |
| CronoLine-IL-E 50/220-15/2-R1 | DN 50 | 440 | 15 | 209 | 2153739 | C | 10,005.– | K | 491.– | 5 |
| CronoLine-IL-E 65/150-5,5/2-R1 | DN 65 | 430 | 5.5 | 105 | 2159367 | L | 5,668.– | AX | 715.– | 5 |
| CronoLine-IL-E 65/160-7,5/2-R1 | DN 65 | 430 | 7.5 | 107 | 2159368 | L | 6,371.– | AX | 715.– | 5 |
| CronoLine-IL-E 65/170-11/2-R1 | DN 65 | 430 | 11 | 187 | 2153740 | C | 8,624.– | K | 715.– | 5 |
| CronoLine-IL-E 65/200-15/2-R1 | DN 65 | 475 | 15 | 215 | 2153741 | C | 10,096.– | K | 772.– | 6 |
| CronoLine-IL-E 65/210-18,5/2-R1 | DN 65 | 475 | 18.5 | 258 | 2153742 | C | 11,842.– | K | 772.– | 6 |
| CronoLine-IL-E 65/220-22/2-R1 | DN 65 | 475 | 22 | 267 | 2153743 | C | 13,611.– | K | 772.– | 6 |
| CronoLine-IL-E 80/130-5,5/2-R1 | DN 80 | 400 | 5.5 | 104 | 2159369 | L | 6,015.– | A | 715.– | 5 |
| CronoLine-IL-E 80/140-7,5/2-R1 | DN 80 | 400 | 7.5 | 106 | 2159370 | L | 6,714.– | A | 715.– | 5 |
| CronoLine-IL-E 80/150-7,5/2-R1 | DN 80 | 440 | 7.5 | 114 | 2159371 | C | 6,714.– | A | 740.– | 5 |
| CronoLine-IL-E 80/160-11/2-R1 | DN 80 | 440 | 11 | 194 | 2153744 | L | 8,836.– | K | 740.– | 5 |
| CronoLine-IL-E 80/170-15/2-R1 | DN 80 | 440 | 15 | 202 | 2153745 | C | 10,145.– | K | 740.– | 5 |
| CronoLine-IL-E 80/190-18,5/2-R1 | DN 80 | 500 | 18.5 | 263 | 2153746 | C | 11,962.– | K | 810.– | 6 |
| CronoLine-IL-E 80/200-22/2-R1 | DN 80 | 500 | 22 | 273 | 2153747 | C | 13,743.– | K | 810.– | 6 |
| CronoLine-IL-E 100/145-11/2-R1 | DN 100 | 500 | 11 | 220 | 2153748 | L | 8,869.– | K | 833.– | 6 |
| CronoLine-IL-E 100/150-15/2-R1 | DN 100 | 500 | 15 | 262 | 2153749 | L | 10,185.– | K | 833.– | 6 |
| CronoLine-IL-E 100/160-18,5/2-R1 | DN 100 | 500 | 18.5 | 272 | 2153750 | C | 12,027.– | K | 833.– | 6 |
| CronoLine-IL-E 100/165-22/2-R1 | DN 100 | 500 | 22 | 276 | 2153751 | L | 13,824.– | K | 833.– | 6 |

Price group: PG3

| Ordering information (4-pole types) with differential pressure sensor | | | | | | | | | | Additional charge | |
|---|---|---|---|---|---|---|---|---|---|---|---|
| Type | Nominal flange diameter | Port-to-port length | Rated power | Net weight, approx. | Art. no. | | | | | Red brass impeller (L1 version) | GRD group |
| | | *L0* mm | $P_2$ kW | *m* kg | | 🚚 | EUR | 🚚 | EUR | | |
| CronoLine-IL-E 100/220-5,5/4 | DN 100 | 550 | 5.5 | 159 | 2159324 | L | 6,956.– | AX | 918.– | 5 |
| CronoLine-IL-E 100/250-7,5/4 | DN 100 | 550 | 7.5 | 179 | 2159325 | L | 8,181.– | AX | 944.– | 5 |
| CronoLine-IL-E 100/270-11/4 | DN 100 | 550 | 11 | 276 | 2153683 | L | 10,347.– | AX | 944.– | 6 |
| CronoLine-IL-E 125/210-5,5/4 | DN 125 | 620 | 5.5 | 173 | 2159326 | L | 7,582.– | AX | 930.– | 5 |
| CronoLine-IL-E 125/220-7,5/4 | DN 125 | 620 | 7.5 | 183 | 2159327 | L | 8,814.– | AX | 930.– | 5 |
| CronoLine-IL-E 150/190-5,5/4 | DN 150 | 700 | 5.5 | 205 | 2159328 | L | 8,204.– | AX | 1,016.– | 5 |
| CronoLine-IL-E 150/200-7,5/4 | DN 150 | 700 | 7.5 | 213 | 2159329 | L | 9,459.– | AX | 1,016.– | 5 |
| CronoLine-IL-E 150/220-11/4 | DN 150 | 700 | 11 | 309 | 2153684 | L | 11,581.– | AX | 1,016.– | 6 |
| CronoLine-IL-E 150/250-15/4 | DN 150 | 700 | 15 | 383 | 2153685 | L | 12,917.– | AX | 1,110.– | 7 |
| CronoLine-IL-E 150/260-18,5/4 | DN 150 | 700 | 18.5 | 438 | 2153686 | L | 14,672.– | AX | 1,110.– | 7 |
| CronoLine-IL-E 150/270-22/4 | DN 150 | 700 | 22 | 452 | 2153687 | L | 16,453.– | AX | 1,110.– | 7 |
| CronoLine-IL-E 200/240-15/4 | DN 200 | 800 | 15 | 440 | 2153688 | C | 14,276.– | K | 1,222.– | 7 |
| CronoLine-IL-E 200/250-18,5/4 | DN 200 | 800 | 18.5 | 500 | 2153689 | K | 15,984.– | K | 1,222.– | 7 |
| CronoLine-IL-E 200/260-22/4 | DN 200 | 800 | 22 | 514 | 2153690 | C | 17,852.– | K | 1,222.– | 7 |

🚚 = ready for delivery, L = supply availability, C = approx. 2 weeks, K = approx. 4 weeks, AX = up to 16 weeks delivery time, please inquire for every order, A = on request, 📞 = please contact Wilo
Subject to change – all prices do not include VAT. Our General Terms of Delivery and Service apply (see www.wilo.com/legal) – valid from 01/01/2022 in Germany.

Price group: PG3

| Ordering information (4-pole types) without differential pressure sensor | | | | | | | | Additional charge | | |
|---|---|---|---|---|---|---|---|---|---|---|
| Type | Nominal flange diameter | Port-to-port length | Rated power | Net weight, approx. | Art. no. | | | | Red brass impeller (L1 version) | GRD group |
| | | *L0* mm | $P_2$ kW | *m* kg | | | EUR | | EUR | |
| **CronoLine-IL-E 100/220-5,5/4-R1** | DN 100 | 550 | 5.5 | 159 | 2159372 | C | **6,441.-** | AX | **918.-** | 5 |
| **CronoLine-IL-E 100/250-7,5/4-R1** | DN 100 | 550 | 7.5 | 179 | 2159373 | C | **7,666.-** | AX | **944.-** | 5 |
| **CronoLine-IL-E 100/270-11/4-R1** | DN 100 | 550 | 11 | 212 | 2153752 | C | **9,832.-** | AX | **944.-** | 6 |
| **CronoLine-IL-E 125/210-5,5/4-R1** | DN 125 | 620 | 5.5 | 173 | 2159374 | C | **7,067.-** | AX | **930.-** | 5 |
| **CronoLine-IL-E 125/220-7,5/4-R1** | DN 125 | 620 | 7.5 | 183 | 2159375 | C | **8,299.-** | AX | **930.-** | 5 |
| **CronoLine-IL-E 150/190-5,5/4-R1** | DN 150 | 700 | 5.5 | 205 | 2159376 | C | **7,689.-** | AX | **1,016.-** | 5 |
| **CronoLine-IL-E 150/200-7,5/4-R1** | DN 150 | 700 | 7.5 | 213 | 2159377 | C | **8,944.-** | AX | **1,016.-** | 5 |
| **CronoLine-IL-E 150/220-11/4-R1** | DN 150 | 700 | 11 | 309 | 2153753 | C | **11,065.-** | AX | **1,016.-** | 6 |
| **CronoLine-IL-E 150/250-15/4-R1** | DN 150 | 700 | 15 | 383 | 2153754 | C | **12,402.-** | AX | **1,110.-** | 7 |
| **CronoLine-IL-E 150/260-18,5/4-R1** | DN 150 | 700 | 18.5 | 438 | 2153755 | C | **14,156.-** | AX | **1,110.-** | 7 |
| **CronoLine-IL-E 150/270-22/4-R1** | DN 150 | 700 | 22 | 452 | 2153756 | C | **15,938.-** | AX | **1,110.-** | 7 |
| **CronoLine-IL-E 200/240-15/4-R1** | DN 200 | 800 | 15 | 440 | 2153757 | C | **13,760.-** | AX | **1,222.-** | 7 |
| **CronoLine-IL-E 200/250-18,5/4-R1** | DN 200 | 800 | 18.5 | 500 | 2153758 | K | **15,469.-** | AX | **1,222.-** | 7 |
| **CronoLine-IL-E 200/260-22/4-R1** | DN 200 | 800 | 22 | 514 | 2153759 | C | **17,337.-** | AX | **1,222.-** | 7 |

Price group: PG3

| Ordering information (2-pole types) with differential pressure sensor (special mechanical seal for water-glycol mixture) | | | | | | | | Additional charge | | |
|---|---|---|---|---|---|---|---|---|---|---|
| Type | Nominal flange diameter | Port-to-port length | Rated power | Net weight, approx. | Art. no. | | | | Red brass impeller (L1 version) | GRD group |
| | | *L0* mm | $P_2$ kW | *m* kg | | | EUR | | | |
| **CronoLine-IL-E 40/170-5,5/2-S1** | DN 40 | 340 | 5.5 | 95 | **2171007** | K | **5,929.-** | A | ✆ | 4 |
| **CronoLine-IL-E 40/200-7,5/2-S1** | DN 40 | 440 | 7.5 | 110 | **2171008** | K | **6,662.-** | A | ✆ | 5 |
| **CronoLine-IL-E 40/220-11/2-S1** | DN 40 | 440 | 11 | 196 | **2165953** | K | **8,975.-** | A | ✆ | 5 |
| **CronoLine-IL-E 50/160-5,5/2-S1-IE4** | DN 50 | 340 | 5.5 | 99 | **2171009** | A | ✆ | A | ✆ | 5 |
| **CronoLine-IL-E 50/170-7,5/2-S1** | DN 50 | 340 | 7.5 | 101 | **2171010** | K | **6,958.-** | A | ✆ | 5 |
| **CronoLine-IL-E 50/180-7,5/2-S1** | DN 50 | 440 | 7.5 | 114 | **2171011** | K | **6,958.-** | A | ✆ | 5 |
| **CronoLine-IL-E 50/210-11/2-S1** | DN 50 | 440 | 11 | 200 | **2171012** | K | **9,151.-** | A | ✆ | 5 |
| **CronoLine-IL-E 50/220-15/2-S1** | DN 50 | 440 | 15 | 208 | **2171013** | K | **10,572.-** | A | ✆ | 5 |
| **CronoLine-IL-E 65/150-5,5/2-S1** | DN 65 | 430 | 5.5 | 105 | **2171014** | K | **6,235.-** | A | ✆ | 5 |
| **CronoLine-IL-E 65/160-7,5/2-S1** | DN 65 | 430 | 7.5 | 107 | **2171015** | K | **6,939.-** | A | ✆ | 5 |
| **CronoLine-IL-E 65/170-11/2-S1** | DN 65 | 430 | 11 | 186 | **2164293** | K | **9,191.-** | A | ✆ | 5 |
| **CronoLine-IL-E 65/200-15/2-S1** | DN 65 | 475 | 15 | 214 | **2171016** | K | **10,693.-** | A | ✆ | 6 |
| **CronoLine-IL-E 65/210-18,5/2-S1** | DN 65 | 475 | 18.5 | 258 | **2171017** | K | **12,438.-** | A | ✆ | 6 |
| **CronoLine-IL-E 65/220-22/2-S1** | DN 65 | 475 | 22 | 267 | **2165955** | K | **14,207.-** | A | ✆ | 6 |
| **CronoLine-IL-E 80/130-5,5/2-S1** | DN 80 | 400 | 5.5 | 104 | **2171018** | K | **6,582.-** | A | ✆ | 5 |
| **CronoLine-IL-E 80/140-7,5/2-S1** | DN 80 | 400 | 7.5 | 106 | **2171019** | K | **7,281.-** | A | ✆ | 5 |
| **CronoLine-IL-E 80/150-7,5/2-S1** | DN 80 | 440 | 7.5 | 114 | **2171020** | K | **7,281.-** | A | ✆ | 5 |
| **CronoLine-IL-E 80/160-11/2-S1** | DN 80 | 440 | 11 | 194 | **2164297** | K | **9,403.-** | A | ✆ | 5 |
| **CronoLine-IL-E 80/170-15/2-S1** | DN 80 | 440 | 15 | 202 | **2168547** | K | **10,713.-** | A | ✆ | 5 |
| **CronoLine-IL-E 80/190-18,5/2-S1** | DN 80 | 500 | 18.5 | 263 | **2171021** | K | **12,559.-** | A | ✆ | 6 |
| **CronoLine-IL-E 80/200-22/2-S1** | DN 80 | 500 | 22 | 273 | **2168532** | K | **14,340.-** | A | ✆ | 6 |
| **CronoLine-IL-E 100/145-11/2-S1** | DN 100 | 500 | 11 | 212 | **2164289** | K | **9,466.-** | A | ✆ | 6 |
| **CronoLine-IL-E 100/150-15/2-S1** | DN 100 | 500 | 15 | 220 | **2171022** | K | **10,782.-** | A | ✆ | 6 |
| **CronoLine-IL-E 100/160-18,5/2-S1** | DN 100 | 500 | 18.5 | 262 | **2164306** | K | **12,623.-** | A | ✆ | 6 |
| **CronoLine-IL-E 100/165-22/2-S1** | DN 100 | 500 | 22 | 272 | **2162242** | K | **14,421.-** | A | ✆ | 6 |

🚚 = ready for delivery, L = supply availability, C = approx. 2 weeks, K = approx. 4 weeks, AX = up to 16 weeks delivery time, please inquire for every order, A = on request, ✆ = please contact Wilo
Subject to change – all prices do not include VAT. Our General Terms of Delivery and Service apply (see www.wilo.com/legal) – valid from 01/01/2022 in Germany.

Price group: PG3

| Ordering information (2-pole types) without differential pressure sensor (special mechanical seal for water-glycol mixture) | | | | | | | | Additional charge | |
|---|---|---|---|---|---|---|---|---|---|
| Type | Nominal flange diameter | Port-to-port length | Rated power | Net weight, approx. | Art. no. | | | Red brass impeller (L1 version) | GRD group |
| | | *L0* mm | $P_2$ kW | *m* kg | | | EUR | | |
| CronoLine-IL-E 40/170-5,5/2-R1-S1 | DN 40 | 340 | 5.5 | 95 | 2171030 | K | 5,414.- | A | 4 |
| CronoLine-IL-E 40/200-7,5/2-R1-S1 | DN 40 | 440 | 7.5 | 110 | 2171031 | K | 6,147.- | A | 5 |
| CronoLine-IL-E 40/220-11/2-R1-S1 | DN 40 | 440 | 11 | 197 | 2171032 | K | 8,460.- | A | 5 |
| CronoLine-IL-E 50/160-5,5/2-R1-S1 | DN 50 | 340 | 5.5 | 99 | 2171033 | K | 5,791.- | A | 5 |
| CronoLine-IL-E 50/170-7,5/2-R1-S1 | DN 50 | 340 | 7.5 | 101 | 2171034 | K | 6,443.- | A | 5 |
| CronoLine-IL-E 50/180-7,5/2-R1-S1 | DN 50 | 440 | 7.5 | 114 | 2171035 | K | 6,443.- | A | 5 |
| CronoLine-IL-E 50/210-11/2-R1-S1 | DN 50 | 440 | 11 | 209 | 2171036 | K | 8,636.- | A | 5 |
| CronoLine-IL-E 50/220-15/2-R1-S1 | DN 50 | 440 | 15 | 209 | 2171037 | K | 10,057.- | A | 5 |
| CronoLine-IL-E 65/150-5,5/2-R1-S1 | DN 65 | 430 | 5.5 | 105 | 2171038 | K | 5,720.- | A | 5 |
| CronoLine-IL-E 65/160-7,5/2-R1-S1 | DN 65 | 430 | 7.5 | 107 | 2171039 | K | 6,423.- | A | 5 |
| CronoLine-IL-E 65/170-11/2-R1-S1 | DN 65 | 430 | 11 | 187 | 2171040 | K | 8,676.- | A | 5 |
| CronoLine-IL-E 65/200-15/2-R1-S1 | DN 65 | 475 | 15 | 215 | 2171041 | K | 10,178.- | A | 6 |
| CronoLine-IL-E 65/210-18,5/2-R1-S1 | DN 65 | 475 | 18.5 | 258 | 2171042 | K | 11,923.- | A | 6 |
| CronoLine-IL-E 65/220-22/2-R1-S1 | DN 65 | 475 | 22 | 267 | 2171043 | K | 13,692.- | A | 6 |
| CronoLine-IL-E 80/130-5,5/2-R1-S1 | DN 80 | 400 | 5.5 | 104 | 2171044 | K | 6,067.- | A | 5 |
| CronoLine-IL-E 80/140-7,5/2-R1-S1 | DN 80 | 400 | 7.5 | 106 | 2171045 | K | 6,766.- | A | 5 |
| CronoLine-IL-E 80/160-11/2-R1-S1 | DN 80 | 440 | 11 | 194 | 2165946 | K | 8,888.- | A | 5 |
| CronoLine-IL-E 80/170-15/2-R1-S1 | DN 80 | 440 | 15 | 202 | 2165937 | K | 10,197.- | A | 5 |
| CronoLine-IL-E 80/190-18,5/2-R1-S1 | DN 80 | 500 | 18.5 | 263 | 2171047 | K | 12,044.- | A | 6 |
| CronoLine-IL-E 80/200-22/2-R1-S1 | DN 80 | 500 | 22 | 273 | 2171048 | K | 13,825.- | A | 6 |
| CronoLine-IL-E 100/145-11/2-R1-S1 | DN 100 | 500 | 11 | 220 | 2171049 | K | 8,950.- | A | 6 |
| CronoLine-IL-E 100/150-15/2-R1-S1 | DN 100 | 500 | 15 | 262 | 2171050 | K | 10,267.- | A | 6 |
| CronoLine-IL-E 100/160-18,5/2-R1-S1 | DN 100 | 500 | 18.5 | 272 | 2171051 | K | 12,108.- | A | 6 |
| CronoLine-IL-E 100/165-22/2-R1-S1 | DN 100 | 500 | 22 | 276 | 2164307 | K | 13,906.- | A | 6 |

Price group: PG3

| Ordering information (4-pole types) with differential pressure sensor (special mechanical seal for water-glycol mixture) | | | | | | | | Additional charge | |
|---|---|---|---|---|---|---|---|---|---|
| Type | Nominal flange diameter | Port-to-port length | Rated power | Net weight, approx. | Art. no. | | | Red brass impeller (L1 version) | GRD group |
| | | *L0* mm | $P_2$ kW | *m* kg | | | EUR | | |
| CronoLine-IL-E 100/220-5,5/4-S1 | DN 100 | 550 | 5.5 | 159 | 2186403 | K | 7,008.- | A | 5 |
| CronoLine-IL-E 100/250-7,5/4-S1 | DN 100 | 550 | 7.5 | 179 | 2176200 | K | 8,233.- | A | 5 |
| CronoLine-IL-E 100/270-11/4-S1 | DN 100 | 550 | 11 | 276 | 2171001 | K | 10,399.- | A | 6 |
| CronoLine-IL-E 125/210-5,5/4-S1 | DN 125 | 620 | 5.5 | 173 | 2193260 | K | 7,634.- | A | 5 |
| CronoLine-IL-E 125/220-7,5/4-S1 | DN 125 | 620 | 7.5 | 183 | 2190529 | K | 8,866.- | A | 5 |
| CronoLine-IL-E 150/190-5,5/4-S1 | DN 150 | 700 | 5.5 | 205 | 2193261 | K | 8,256.- | A | 5 |
| CronoLine-IL-E 150/200-7,5/4-S1 | DN 150 | 700 | 7.5 | 213 | 2193262 | K | 9,511.- | A | 5 |
| CronoLine-IL-E 150/220-11/4-S1 | DN 150 | 700 | 11 | 309 | 2171002 | K | 11,662.- | A | 6 |
| CronoLine-IL-E 150/250-15/4-S1 | DN 150 | 700 | 15 | 383 | 2164288 | K | 13,076.- | A | 7 |
| CronoLine-IL-E 150/260-18,5/4-S1 | DN 150 | 700 | 18.5 | 438 | 2171003 | K | 14,830.- | A | 7 |
| CronoLine-IL-E 150/270-22/4-S1 | DN 150 | 700 | 22 | 452 | 2164294 | K | 16,612.- | A | 7 |
| CronoLine-IL-E 200/240-15/4-S1 | DN 200 | 800 | 15 | 440 | 2171005 | K | 14,434.- | A | 7 |
| CronoLine-IL-E 200/250-18,5/4-S1 | DN 200 | 800 | 18.5 | 500 | 2165938 | K | 16,143.- | A | 7 |
| CronoLine-IL-E 200/260-22/4-S1 | DN 200 | 800 | 22 | 514 | 2171006 | K | 18,011.- | A | 7 |

= ready for delivery, L = supply availability, C = approx. 2 weeks, K = approx. 4 weeks, AX = up to 16 weeks delivery time, please inquire for every order, A = on request, = please contact Wilo
Subject to change – all prices do not include VAT. Our General Terms of Delivery and Service apply (see www.wilo.com/legal) – valid from 01/01/2022 in Germany.

**Price group: PG3**

| Ordering information (4-pole types) without differential pressure sensor (special mechanical seal for water-glycol mixture) | | | | | | | | Additional charge | |
|---|---|---|---|---|---|---|---|---|---|
| **Type** | **Nominal flange diameter** | **Port-to-port length** | **Rated power** | **Net weight, approx.** | **Art. no.** | | | **Red brass impeller (L1 version)** | **GRD group** |
| | | *L0* mm | $P_2$ kW | *m* kg | | 🚚 | EUR | 🚚 | |
| **CronoLine-IL-E 100/250-7,5/4-R1-S1** | DN 100 | 550 | 7.5 | 179 | **2193263** | K | **7,718.–** | A | 5 |
| **CronoLine-IL-E 100/270-11/4-R1-S1** | DN 100 | 550 | 11 | 212 | **2171023** | K | **9,884.–** | A | 6 |
| **CronoLine-IL-E 125/210-5,5/4-R1-S1** | DN 125 | 620 | 5.5 | 173 | **2193264** | K | **7,119.–** | A | 5 |
| **CronoLine-IL-E 125/220-7,5/4-R1-S1** | DN 125 | 620 | 7.5 | 183 | **2193265** | K | **8,351.–** | A | 5 |
| **CronoLine-IL-E 150/190-5,5/4-R1-S1** | DN 150 | 700 | 5.5 | 205 | **2193266** | K | **7,741.–** | A | 5 |
| **CronoLine-IL-E 150/200-7,5/4-R1-S1** | DN 150 | 700 | 7.5 | 213 | **2193267** | K | **8,996.–** | A | 5 |
| **CronoLine-IL-E 150/220-11/4-R1-S1** | DN 150 | 700 | 11 | 309 | **2171024** | K | **11,147.–** | A | 6 |
| **CronoLine-IL-E 150/250-15/4-R1-S1** | DN 150 | 700 | 15 | 383 | **2171025** | K | **12,561.–** | A | 7 |
| **CronoLine-IL-E 150/260-18,5/4-R1-S1** | DN 150 | 700 | 18.5 | 438 | **2171026** | K | **14,315.–** | A | 7 |
| **CronoLine-IL-E 150/270-22/4-R1-S1** | DN 150 | 700 | 22 | 452 | **2171004** | K | **16,097.–** | A | 7 |
| **CronoLine-IL-E 200/240-15/4-R1-S1** | DN 200 | 800 | 15 | 440 | **2171027** | K | **13,919.–** | A | 7 |
| **CronoLine-IL-E 200/250-18,5/4-R1-S1** | DN 200 | 800 | 18.5 | 500 | **2171028** | K | **15,628.–** | A | 7 |
| **CronoLine-IL-E 200/260-22/4-R1-S1** | DN 200 | 800 | 22 | 514 | **2171029** | K | **17,496.–** | A | 7 |



🚚 = ready for delivery, L = supply availability, C = approx. 2 weeks, K = approx. 4 weeks, AX = up to 16 weeks delivery time, please inquire for every order, A = on request, 📞 = please contact Wilo
Subject to change – all prices do not include VAT. Our General Terms of Delivery and Service apply (see www.wilo.com/legal) – valid from 01/01/2022 in Germany.



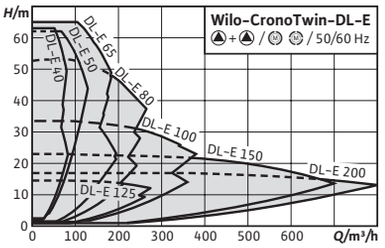


| Accessories | Page |
|---|---|
| IR-Stick | 270 |
| Wall fixation/installation on a base | 211 |
| Differential pressure detection | 251 |
| Pump control/IF modul | 247 |
| Pump control CCe-HVAC | 233 |
| Pump control SCe-HVAC | 237 |
| Mechanical seals | 268 |
| Blind flanges | 269 |

IE4

## Wilo-CronoTwin-DL-E

### Construction
Electronically controlled glanded twin-head pump in in-line design with flange connection and automatic power adjustment

### Application
Pumping of heating water (acc. to VDI 2035), cold water and water/glycol mixtures without abrasive substances in heating, cold water and cooling systems.

### Scope of delivery
- → Pump
- → Installation and operating instructions

### Options
- → Variant ...-R1 without differential pressure sensor
- → ...-L1 variant with bronze impeller (at additional charge)
- → ...-H1 variant with housing made of spheroidal cast iron (at additional charge)
- → ...-S1/-S2 variant with special mechanical seal (at additional charge)

### Your advantages
- → Energy savings due to integrated electronic power adjustment
- → Simple operation with Green Button Technology and display
- → Various operating modes: main/standby operation and parallel operation
- → Configurable fault response tailored to HVAC applications
- → Integrated full motor protection (PTC thermistor sensor) with trip electronics

### Notice
Motors with energy efficiency class IE4

### General notes – ErP (Ecodesign) Directive
The minimum efficiency index, MEI, of the pump series is ≥0.4. For detailed information on the MEI values of the individual pump types, see: Wilo Online Catalogue, available at www.wilo.com

**Price group: PG3**

| Ordering information (2-pole types) with differential pressure sensor | | | | | | | | Additional charge | | | |
|---|---|---|---|---|---|---|---|---|---|---|---|
| **Type** | **Nominal flange diameter** | **Port-to-port length** | **Rated power** | **Net weight, approx.** | **Art. no.** | | | | **Red brass impeller (L1 version)** | **GRD group** | **Blind flange** |
| | | *L0* mm | $P_2$ kW | *m* kg | | | EUR | | EUR | | |
| **CronoTwin-DL-E 40/170-5,5/2** | DN 40 | 340 | 5.5 | 189 | 2159410 | L | **11,555.-** | AX | **806.-** | 4 | B |
| **CronoTwin-DL-E 40/200-7,5/2** | DN 40 | 440 | 7.5 | 216 | 2159411 | C | **12,972.-** | AX | **880.-** | 5 | C |
| **CronoTwin-DL-E 40/220-11/2** | DN 40 | 440 | 11 | 388 | 2153806 | C | **17,399.-** | AX | **880.-** | 5 | C |
| **CronoTwin-DL-E 50/160-5,5/2** | DN 50 | 340 | 5.5 | 193 | 2159412 | L | **12,594.-** | AX | **896.-** | 5 | B |
| **CronoTwin-DL-E 50/170-7,5/2** | DN 50 | 340 | 7.5 | 197 | 2159413 | L | **13,560.-** | AX | **896.-** | 5 | B |
| **CronoTwin-DL-E 50/180-7,5/2** | DN 50 | 440 | 7.5 | 216 | 2159414 | C | **13,550.-** | AX | **982.-** | 5 | C |
| **CronoTwin-DL-E 50/210-11/2** | DN 50 | 440 | 11 | 392 | 2153807 | C | **17,748.-** | AX | **982.-** | 5 | C |
| **CronoTwin-DL-E 50/220-15/2** | DN 50 | 440 | 15 | 410 | 2153808 | C | **20,511.-** | AX | **982.-** | 5 | C |
| **CronoTwin-DL-E 65/150-5,5/2** | DN 65 | 430 | 5.5 | 211 | 2159415 | L | **12,147.-** | AX | **1,430.-** | 5 | B |
| **CronoTwin-DL-E 65/160-7,5/2** | DN 65 | 430 | 7.5 | 215 | 2159416 | L | **13,516.-** | AX | **1,430.-** | 5 | B |
| **CronoTwin-DL-E 65/170-11/2** | DN 65 | 430 | 11 | 376 | 2153809 | C | **17,825.-** | AX | **1,430.-** | 5 | B |
| **CronoTwin-DL-E 65/200-15/2** | DN 65 | 475 | 15 | 422 | 2153810 | C | **20,698.-** | AX | **1,544.-** | 6 | C |
| **CronoTwin-DL-E 65/210-18,5/2** | DN 65 | 475 | 18.5 | 507 | 2153811 | C | **24,710.-** | AX | **1,544.-** | 6 | C |
| **CronoTwin-DL-E 65/220-22/2** | DN 65 | 475 | 22 | 527 | 2153812 | C | **28,250.-** | AX | **1,544.-** | 6 | C |
| **CronoTwin-DL-E 80/130-5,5/2** | DN 80 | 400 | 5.5 | 205 | 2159417 | L | **12,823.-** | AX | **1,430.-** | 5 | A |
| **CronoTwin-DL-E 80/140-7,5/2** | DN 80 | 400 | 7.5 | 210 | 2159418 | L | **14,197.-** | AX | **1,430.-** | 5 | A |
| **CronoTwin-DL-E 80/150-7,5/2** | DN 80 | 440 | 7.5 | 227 | 2159419 | C | **14,555.-** | AX | **1,480.-** | 5 | B |
| **CronoTwin-DL-E 80/160-11/2** | DN 80 | 440 | 11 | 386 | 2153813 | L | **18,700.-** | AX | **1,480.-** | 5 | B |
| **CronoTwin-DL-E 80/170-15/2** | DN 80 | 440 | 15 | 402 | 2153814 | C | **20,788.-** | AX | **1,480.-** | 5 | B |
| **CronoTwin-DL-E 80/190-18,5/2** | DN 80 | 500 | 18.5 | 522 | 2153815 | C | **24,955.-** | AX | **1,620.-** | 6 | C |
| **CronoTwin-DL-E 80/200-22/2** | DN 80 | 500 | 22 | 548 | 2153816 | C | **28,518.-** | AX | **1,620.-** | 6 | C |
| **CronoTwin-DL-E 100/145-11/2** | DN 100 | 500 | 11 | 428 | 2153817 | L | **18,297.-** | AX | **1,666.-** | 6 | B |
| **CronoTwin-DL-E 100/150-15/2** | DN 100 | 500 | 15 | 444 | 2153818 | L | **21,397.-** | AX | **1,666.-** | 6 | B |
| **CronoTwin-DL-E 100/160-18,5/2** | DN 100 | 500 | 18.5 | 530 | 2153819 | C | **24,453.-** | AX | **1,666.-** | 6 | B |
| **CronoTwin-DL-E 100/165-22/2** | DN 100 | 500 | 22 | 549 | 2153820 | C | **27,964.-** | AX | **1,666.-** | 6 | B |

= ready for delivery, L = supply availability, C = approx. 2 weeks, K = approx. 4 weeks, AX = up to 16 weeks delivery time, please inquire for every order, A = on request, = please contact Wilo
Subject to change – all prices do not include VAT. Our General Terms of Delivery and Service apply (see www.wilo.com/legal) – valid from 01/01/2022 in Germany.

**Price group: PG3**

| Ordering information (2-pole types) without differential pressure sensor | | | | | | | | Additional charge | | | |
|---|---|---|---|---|---|---|---|---|---|---|---|
| Type | Nominal flange diameter | Port-to-port length | Rated power | Net weight, approx. | Art. no. | | | | Red brass impeller (L1 version) | GRD group | Blind flange |
| | | *L0* mm | $P_2$ kW | *m* kg | | | EUR | | EUR | | |
| **CronoTwin-DL-E 40/170-5,5/2-R1** | DN 40 | 340 | 5.5 | 189 | 2159458 | C | **11,039.–** | AX | **806.–** | 4 | B |
| **CronoTwin-DL-E 40/200-7,5/2-R1** | DN 40 | 440 | 7.5 | 216 | 2159459 | C | **12,457.–** | AX | **880.–** | 5 | C |
| **CronoTwin-DL-E 40/220-11/2-R1** | DN 40 | 440 | 11 | 388 | 2153875 | C | **16,884.–** | AX | **880.–** | 5 | C |
| **CronoTwin-DL-E 50/160-5,5/2-R1** | DN 50 | 340 | 5.5 | 193 | 2159460 | C | **12,079.–** | AX | **896.–** | 5 | B |
| **CronoTwin-DL-E 50/170-7,5/2-R1** | DN 50 | 340 | 7.5 | 197 | 2159461 | C | **13,044.–** | AX | **896.–** | 5 | B |
| **CronoTwin-DL-E 50/180-7,5/2-R1** | DN 50 | 440 | 7.5 | 216 | 2159462 | C | **13,035.–** | AX | **982.–** | 5 | C |
| **CronoTwin-DL-E 50/210-11/2-R1** | DN 50 | 440 | 11 | 393 | 2153876 | C | **17,233.–** | AX | **982.–** | 5 | C |
| **CronoTwin-DL-E 50/220-15/2-R1** | DN 50 | 440 | 15 | 410 | 2153877 | C | **19,996.–** | AX | **982.–** | 5 | C |
| **CronoTwin-DL-E 65/150-5,5/2-R1** | DN 65 | 430 | 5.5 | 211 | 2159463 | C | **11,632.–** | AX | **1,430.–** | 5 | B |
| **CronoTwin-DL-E 65/160-7,5/2-R1** | DN 65 | 430 | 7.5 | 215 | 2159464 | C | **13,001.–** | AX | **1,430.–** | 5 | B |
| **CronoTwin-DL-E 65/170-11/2-R1** | DN 65 | 430 | 11 | 377 | 2153878 | C | **17,310.–** | AX | **1,430.–** | 5 | B |
| **CronoTwin-DL-E 65/200-15/2-R1** | DN 65 | 475 | 15 | 422 | 2153879 | C | **20,183.–** | AX | **1,544.–** | 6 | C |
| **CronoTwin-DL-E 65/210-18,5/2-R1** | DN 65 | 475 | 18.5 | 507 | 2153880 | C | **24,195.–** | AX | **1,544.–** | 6 | C |
| **CronoTwin-DL-E 65/220-22/2-R1** | DN 65 | 475 | 22 | 527 | 2153881 | C | **27,735.–** | AX | **1,544.–** | 6 | C |
| **CronoTwin-DL-E 80/130-5,5/2-R1** | DN 80 | 400 | 5.5 | 205 | 2159465 | C | **12,308.–** | AX | **1,430.–** | 5 | A |
| **CronoTwin-DL-E 80/140-7,5/2-R1** | DN 80 | 400 | 7.5 | 210 | 2159466 | C | **13,682.–** | AX | **1,430.–** | 5 | A |
| **CronoTwin-DL-E 80/150-7,5/2-R1** | DN 80 | 440 | 7.5 | 227 | 2159467 | C | **14,040.–** | AX | **1,480.–** | 5 | B |
| **CronoTwin-DL-E 80/160-11/2-R1** | DN 80 | 440 | 11 | 386 | 2153882 | C | **18,185.–** | AX | **1,480.–** | 5 | B |
| **CronoTwin-DL-E 80/170-15/2-R1** | DN 80 | 440 | 15 | 402 | 2153883 | C | **20,272.–** | AX | **1,480.–** | 5 | B |
| **CronoTwin-DL-E 80/190-18,5/2-R1** | DN 80 | 500 | 18.5 | 522 | 2153884 | C | **24,440.–** | AX | **1,620.–** | 6 | C |
| **CronoTwin-DL-E 80/200-22/2-R1** | DN 80 | 500 | 22 | 548 | 2153885 | C | **28,003.–** | AX | **1,620.–** | 6 | C |
| **CronoTwin-DL-E 100/145-11/2-R1** | DN 100 | 500 | 11 | 429 | 2153886 | C | **17,782.–** | AX | **1,666.–** | 6 | B |
| **CronoTwin-DL-E 100/150-15/2-R1** | DN 100 | 500 | 15 | 445 | 2153887 | C | **20,882.–** | AX | **1,666.–** | 6 | B |
| **CronoTwin-DL-E 100/160-18,5/2-R1** | DN 100 | 500 | 18.5 | 530 | 2153888 | C | **23,937.–** | AX | **1,666.–** | 6 | B |
| **CronoTwin-DL-E 100/165-22/2-R1** | DN 100 | 500 | 22 | 549 | 2153889 | C | **27,449.–** | AX | **1,666.–** | 6 | B |

= ready for delivery, L = supply availability, C = approx. 2 weeks, K = approx. 4 weeks, AX = up to 16 weeks delivery time, please inquire for every order, A = on request, = please contact Wilo
Subject to change – all prices do not include VAT. Our General Terms of Delivery and Service apply (see www.wilo.com/legal) – valid from 01/01/2022 in Germany.

Price group: PG3

| Ordering information (4-pole types) with differential pressure sensor | | | | | | | | Additional charge | | | |
|---|---|---|---|---|---|---|---|---|---|---|---|
| Type | Nominal flange diameter | Port-to-port length | Rated power | Net weight, approx. | Art. no. | | | | Red brass impeller (L1 version) | GRD group | Blind flange |
| | | *L0* mm | $P_2$ kW | *m* kg | | | EUR | | EUR | | |
| **CronoTwin-DL-E 100/220-5,5/4** | DN 100 | 550 | 5.5 | 313 | 2159420 | L | **13,912.-** | AX | **1,836.-** | 5 | C |
| **CronoTwin-DL-E 100/250-7,5/4** | DN 100 | 550 | 7.5 | 357 | 2159421 | L | **16,473.-** | AX | **1,888.-** | 5 | D |
| **CronoTwin-DL-E 100/270-11/4** | DN 100 | 550 | 11 | 550 | 2153821 | C | **20,178.-** | AX | **1,888.-** | 6 | D |
| **CronoTwin-DL-E 125/210-5,5/4** | DN 125 | 620 | 5.5 | 334 | 2159422 | C | **15,167.-** | AX | **1,860.-** | 5 | C |
| **CronoTwin-DL-E 125/220-7,5/4** | DN 125 | 620 | 7.5 | 350 | 2159423 | C | **17,747.-** | AX | **1,860.-** | 5 | C |
| **CronoTwin-DL-E 150/190-5,5/4** | DN 150 | 700 | 5.5 | 410 | 2159424 | L | **16,405.-** | AX | **2,032.-** | 5 | C |
| **CronoTwin-DL-E 150/200-7,5/4** | DN 150 | 700 | 7.5 | 426 | 2159425 | C | **19,047.-** | AX | **2,032.-** | 5 | C |
| **CronoTwin-DL-E 150/220-11/4** | DN 150 | 700 | 11 | 617 | 2153822 | C | **22,581.-** | AX | **2,032.-** | 6 | C |
| **CronoTwin-DL-E 150/250-15/4** | DN 150 | 700 | 15 | 738 | 2153823 | K | **25,190.-** | AX | **2,220.-** | 7 | D |
| **CronoTwin-DL-E 150/260-18,5/4** | DN 150 | 700 | 18.5 | 858 | 2153824 | K | **28,606.-** | AX | **2,220.-** | 7 | D |
| **CronoTwin-DL-E 150/270-22/4** | DN 150 | 700 | 22 | 886 | 2153825 | K | **32,905.-** | AX | **2,220.-** | 7 | D |
| **CronoTwin-DL-E 200/240-15/4** | DN 200 | 800 | 15 | 878 | 2153826 | A | **28,551.-** | AX | **2,444.-** | 7 | D |
| **CronoTwin-DL-E 200/250-18,5/4** | DN 200 | 800 | 18.5 | 996 | 2153827 | A | **31,969.-** | AX | **2,444.-** | 7 | D |
| **CronoTwin-DL-E 200/260-22/4** | DN 200 | 800 | 22 | 1024 | 2153828 | K | **34,815.-** | AX | **2,444.-** | 7 | D |

Price group: PG3

| Ordering information (4-pole types) without differential pressure sensor | | | | | | | | Additional charge | | | |
|---|---|---|---|---|---|---|---|---|---|---|---|
| Type | Nominal flange diameter | Port-to-port length | Rated power | Net weight, approx. | Art. no. | | | | Red brass impeller (L1 version) | GRD group | Blind flange |
| | | *L0* mm | $P_2$ kW | *m* kg | | | EUR | | EUR | | |
| **CronoTwin-DL-E 100/220-5,5/4-R1** | DN 100 | 550 | 5.5 | 313 | 2159468 | C | **13,397.-** | AX | **1,836.-** | 5 | C |
| **CronoTwin-DL-E 100/250-7,5/4-R1** | DN 100 | 550 | 7.5 | 357 | 2159469 | C | **15,958.-** | AX | **1,888.-** | 5 | D |
| **CronoTwin-DL-E 100/270-11/4-R1** | DN 100 | 550 | 11 | 550 | 2153890 | C | **19,663.-** | AX | **1,888.-** | 6 | D |
| **CronoTwin-DL-E 125/210-5,5/4-R1** | DN 125 | 620 | 5.5 | 334 | 2159470 | C | **14,652.-** | AX | **1,860.-** | 5 | C |
| **CronoTwin-DL-E 125/220-7,5/4-R1** | DN 125 | 620 | 7.5 | 350 | 2159471 | C | **17,231.-** | AX | **1,860.-** | 5 | C |
| **CronoTwin-DL-E 150/190-5,5/4-R1** | DN 150 | 700 | 5.5 | 410 | 2159472 | C | **15,890.-** | AX | **2,032.-** | 5 | C |
| **CronoTwin-DL-E 150/200-7,5/4-R1** | DN 150 | 700 | 7.5 | 426 | 2159473 | C | **18,532.-** | AX | **2,032.-** | 5 | C |
| **CronoTwin-DL-E 150/220-11/4-R1** | DN 150 | 700 | 11 | 617 | 2153891 | C | **22,066.-** | AX | **2,032.-** | 6 | C |
| **CronoTwin-DL-E 150/250-15/4-R1** | DN 150 | 700 | 15 | 739 | 2153892 | A | **24,675.-** | AX | **2,220.-** | 7 | D |

= ready for delivery, L = supply availability, C = approx. 2 weeks, K = approx. 4 weeks, AX = up to 16 weeks delivery time, please inquire for every order, A = on request, = please contact Wilo
Subject to change – all prices do not include VAT. Our General Terms of Delivery and Service apply (see www.wilo.com/legal) – valid from 01/01/2022 in Germany.

Price group: PG3

| Ordering information (4-pole types) without differential pressure sensor | | | | | | | | Additional charge | | | |
|---|---|---|---|---|---|---|---|---|---|---|---|
| Type | Nominal flange diameter | Port-to-port length | Rated power | Net weight, approx. | Art. no. | | | | Red brass impeller (L1 version) | GRD group | Blind flange |
| | | *L0* mm | $P_2$ kW | *m* kg | | | EUR | | EUR | | |
| **CronoTwin-DL-E 150/260-18,5/4-R1** | DN 150 | 700 | 18.5 | 859 | 2153893 | A | **28,090.–** | AX | **2,220.–** | 7 | D |
| **CronoTwin-DL-E 150/270-22/4-R1** | DN 150 | 700 | 22 | 887 | 2153894 | A | **32,390.–** | AX | **2,220.–** | 7 | D |
| **CronoTwin-DL-E 200/240-15/4-R1** | DN 200 | 800 | 15 | 879 | 2153895 | A | **28,036.–** | AX | **2,444.–** | 7 | D |
| **CronoTwin-DL-E 200/250-18,5/4-R1** | DN 200 | 800 | 18.5 | 996 | 2153896 | A | **31,454.–** | AX | **2,444.–** | 7 | D |
| **CronoTwin-DL-E 200/260-22/4-R1** | DN 200 | 800 | 22 | 1024 | 2153897 | A | **34,299.–** | AX | **2,444.–** | 7 | D |

Price group: PG3

| Ordering information (2-pole types) with differential pressure sensor (special mechanical seal for water-glycol mixture) | | | | | | | | Additional charge | | | |
|---|---|---|---|---|---|---|---|---|---|---|---|
| Type | Nominal flange diameter | Port-to-port length | Rated power | Net weight, approx. | Art. no. | | | | Red brass impeller (L1 version) | GRD group | Blind flange |
| | | *L0* mm | $P_2$ kW | *m* kg | | | EUR | | | | |
| **CronoTwin-DL-E40/170-5,5/2-S1** | DN 40 | 340 | 5.5 | 189 | 2171061 | K | **11,643.–** | A | ✆ | 4 | B |
| **CronoTwin-DL-E40/200-7,5/2-S1** | DN 40 | 440 | 7.5 | 216 | 2171062 | K | **13,076.–** | A | ✆ | 5 | C |
| **CronoTwin-DL-E40/220-11/2-S1** | DN 40 | 440 | 11 | 388 | 2171063 | K | **17,504.–** | A | ✆ | 5 | C |
| **CronoTwin-DL-E50/160-5,5/2-S1** | DN 50 | 340 | 5.5 | 193 | 2171064 | K | **12,698.–** | A | ✆ | 5 | B |
| **CronoTwin-DL-E50/170-7,5/2-S1** | DN 50 | 340 | 7.5 | 197 | 2171065 | K | **13,664.–** | A | ✆ | 5 | B |
| **CronoTwin-DL-E50/180-7,5/2-S1** | DN 50 | 440 | 7.5 | 216 | 2171066 | K | **13,655.–** | A | ✆ | 5 | C |
| **CronoTwin-DL-E50/210-11/2-S1** | DN 50 | 440 | 11 | 392 | 2171067 | K | **17,852.–** | A | ✆ | 5 | C |
| **CronoTwin-DL-E50/220-15/2-S1** | DN 50 | 440 | 15 | 410 | 2171068 | K | **20,615.–** | A | ✆ | 5 | C |
| **CronoTwin-DL-E65/150-5,5/2-S1** | DN 65 | 430 | 5.5 | 211 | 2171069 | K | **12,251.–** | A | ✆ | 5 | B |
| **CronoTwin-DL-E65/160-7,5/2-S1** | DN 65 | 430 | 7.5 | 215 | 2171070 | K | **13,621.–** | A | ✆ | 5 | B |
| **CronoTwin-DL-E65/170-11/2-S1** | DN 65 | 430 | 11 | 376 | 2171071 | K | **17,929.–** | A | ✆ | 5 | B |
| **CronoTwin-DL-E65/200-15/2-S1** | DN 65 | 475 | 15 | 422 | 2171072 | K | **20,861.–** | A | ✆ | 6 | C |
| **CronoTwin-DL-E65/210-18,5/2-S1** | DN 65 | 475 | 18.5 | 507 | 2171073 | K | **24,874.–** | A | ✆ | 6 | C |
| **CronoTwin-DL-E65/220-22/2-S1** | DN 65 | 475 | 22 | 527 | 2171074 | K | **28,414.–** | A | ✆ | 6 | C |
| **CronoTwin-DL-E80/130-5,5/2-S1** | DN 80 | 400 | 5.5 | 205 | 2171075 | K | **12,928.–** | A | ✆ | 5 | A |
| **CronoTwin-DL-E80/140-7,5/2-S1** | DN 80 | 400 | 7.5 | 210 | 2171076 | K | **14,302.–** | A | ✆ | 5 | A |
| **CronoTwin-DL-E80/150-7,5/2-S1** | DN 80 | 440 | 7.5 | 227 | 2171077 | K | **14,659.–** | A | ✆ | 5 | B |
| **CronoTwin-DL-E80/160-11/2-S1** | DN 80 | 440 | 11 | 386 | 2171078 | K | **18,804.–** | A | ✆ | 5 | B |

🚚 = ready for delivery, L = supply availability, C = approx. 2 weeks, K = approx. 4 weeks, AX = up to 16 weeks delivery time, please inquire for every order, A = on request, ✆ = please contact Wilo
Subject to change – all prices do not include VAT. Our General Terms of Delivery and Service apply (see www.wilo.com/legal) – valid from 01/01/2022 in Germany.

Price group: PG3

| Ordering information (2-pole types) with differential pressure sensor (special mechanical seal for water-glycol mixture) | | | | | | | | Additional charge | | | |
|---|---|---|---|---|---|---|---|---|---|---|---|
| Type | Nominal flange diameter | Port-to-port length | Rated power | Net weight, approx. | Art. no. | | | | Red brass impeller (L1 version) | GRD group | Blind flange |
| | | *L0* mm | $P_2$ kW | *m* kg | | 🚚 | EUR | 🚚 | | | |
| CronoTwin-DL-E80/170-15/2-S1 | DN 80 | 440 | 15 | 402 | 2171079 | K | **20,892.–** | A | ✆ | 5 | B |
| CronoTwin-DL-E80/190-18,5/2-S1 | DN 80 | 500 | 18.5 | 522 | 2171080 | K | **25,119.–** | A | ✆ | 6 | C |
| CronoTwin-DL-E80/200-22/2-S1 | DN 80 | 500 | 22 | 548 | 2171081 | K | **28,682.–** | A | ✆ | 6 | C |
| CronoTwin-DL-E100/145-11/2-S1 | DN 100 | 500 | 11 | 428 | 2171082 | K | **18,460.–** | A | ✆ | 6 | B |
| CronoTwin-DL-E100/150-15/2-S1 | DN 100 | 500 | 15 | 444 | 2164290 | K | **21,560.–** | A | ✆ | 6 | B |
| CronoTwin-DL-E100/160-18,5/2-S1 | DN 100 | 500 | 18.5 | 530 | 2171083 | K | **24,616.–** | A | ✆ | 6 | B |
| CronoTwin-DL-E100/165-22/2-S1 | DN 100 | 500 | 22 | 549 | 2171084 | K | **28,128.–** | A | ✆ | 6 | B |

Price group: PG3

| Ordering information (2-pole types) without differential pressure sensor (special mechanical seal for water-glycol mixture) | | | | | | | | Additional charge | | | |
|---|---|---|---|---|---|---|---|---|---|---|---|
| Type | Nominal flange diameter | Port-to-port length | Rated power | Net weight, approx. | Art. no. | | | | Red brass impeller (L1 version) | GRD group | Blind flange |
| | | *L0* mm | $P_2$ kW | *m* kg | | 🚚 | EUR | 🚚 | | | |
| CronoTwin-DL-E40/170-5,5/2-R1-S1-IE2 | DN 40 | 340 | 5.5 | 189 | 2134682 | K | **11,128.–** | A | ✆ | 4 | B |
| CronoTwin-DL-E40/200-7,5/2-R1-S1 | DN 40 | 440 | 7.5 | 216 | 2171094 | K | **12,561.–** | A | ✆ | 5 | C |
| CronoTwin-DL-E40/220-11/2-R1-S1 | DN 40 | 440 | 11 | 388 | 2171095 | K | **16,989.–** | A | ✆ | 5 | C |
| CronoTwin-DL-E50/160-5,5/2-R1-S1 | DN 50 | 340 | 5.5 | 193 | 2171096 | K | **12,183.–** | A | ✆ | 5 | B |
| CronoTwin-DL-E50/170-7,5/2-R1-S1 | DN 50 | 340 | 7.5 | 197 | 2171097 | K | **13,149.–** | A | ✆ | 5 | B |
| CronoTwin-DL-E50/180-7,5/2-R1-S1 | DN 50 | 440 | 7.5 | 216 | 2171098 | K | **13,140.–** | A | ✆ | 5 | C |
| CronoTwin-DL-E50/210-11/2-R1-S1 | DN 50 | 440 | 11 | 393 | 2171099 | K | **17,337.–** | A | ✆ | 5 | C |
| CronoTwin-DL-E50/220-15/2-R1-S1 | DN 50 | 440 | 15 | 410 | 2171100 | K | **20,100.–** | A | ✆ | 5 | C |
| CronoTwin-DL-E65/150-5,5/2-R1-S1 | DN 65 | 430 | 5.5 | 211 | 2171101 | K | **11,736.–** | A | ✆ | 5 | B |
| CronoTwin-DL-E65/160-7,5/2-R1-S1 | DN 65 | 430 | 7.5 | 215 | 2171102 | K | **13,106.–** | A | ✆ | 5 | B |
| CronoTwin-DL-E65/170-11/2-R1-S1 | DN 65 | 430 | 11 | 377 | 2171103 | K | **17,414.–** | A | ✆ | 5 | B |
| CronoTwin-DL-E65/200-15/2-R1-S1 | DN 65 | 475 | 15 | 422 | 2171104 | K | **20,346.–** | A | ✆ | 6 | C |
| CronoTwin-DL-E65/210-18,5/2-R1-S1 | DN 65 | 475 | 18.5 | 507 | 2171105 | K | **24,358.–** | A | ✆ | 6 | C |
| CronoTwin-DL-E65/220-22/2-R1-S1 | DN 65 | 475 | 22 | 527 | 2171106 | K | **27,899.–** | A | ✆ | 6 | C |
| CronoTwin-DL-E80/130-5,5/2-R1-S1-IE4 | DN 80 | 400 | 5.5 | 205 | 2171107 | A | ✆ | A | ✆ | 5 | A |
| CronoTwin-DL-E80/140-7,5/2-R1-S1 | DN 80 | 400 | 7.5 | 210 | 2171108 | K | **13,786.–** | A | ✆ | 5 | A |

🚚 = ready for delivery, L = supply availability, C = approx. 2 weeks, K = approx. 4 weeks, AX = up to 16 weeks delivery time, please inquire for every order, A = on request, ✆ = please contact Wilo
Subject to change – all prices do not include VAT. Our General Terms of Delivery and Service apply (see www.wilo.com/legal) – valid from 01/01/2022 in Germany.

Price group: PG3

| Ordering information (2-pole types) without differential pressure sensor (special mechanical seal for water-glycol mixture) | | | | | | | | Additional charge | | | |
|---|---|---|---|---|---|---|---|---|---|---|---|
| Type | Nominal flange diameter | Port-to-port length | Rated power | Net weight, approx. | Art. no. | | | | Red brass impeller (L1 version) | GRD group | Blind flange |
| | | *L0* mm | $P_2$ kW | *m* kg | | | EUR | | | | |
| CronoTwin-DL-E80/150-7,5/2-R1-S1-IE2 | DN 80 | 440 | 7.5 | 227 | 2168541 | K | **14,144.–** | A | | 5 | B |
| CronoTwin-DL-E80/160-11/2-R1-S1 | DN 80 | 440 | 11 | 386 | 2171109 | K | **18,289.–** | A | | 5 | B |
| CronoTwin-DL-E80/170-15/2-R1-S1 | DN 80 | 440 | 15 | 402 | 2171110 | K | **20,377.–** | A | | 5 | B |
| CronoTwin-DL-E80/190-18,5/2-R1-S1 | DN 80 | 500 | 18.5 | 522 | 2171111 | K | **24,603.–** | A | | 6 | C |
| CronoTwin-DL-E80/200-22/2-R1-S1 | DN 80 | 500 | 22 | 548 | 2171112 | K | **28,166.–** | A | | 6 | C |
| CronoTwin-DL-E100/145-11/2-R1-S1 | DN 100 | 500 | 11 | 429 | 2171113 | K | **17,945.–** | A | | 6 | B |
| CronoTwin-DL-E100/150-15/2-R1-S1 | DN 100 | 500 | 15 | 445 | 2171114 | K | **21,045.–** | A | | 6 | B |
| CronoTwin-DL-E100/160-18,5/2-R1-S1-IE4 | DN 100 | 500 | 18.5 | 530 | 2171115 | A | | A | | 6 | B |
| CronoTwin-DL-E100/165-22/2-R1-S1 | DN 100 | 500 | 22 | 549 | 2171116 | K | **27,613.–** | A | | 6 | B |

Price group: PG3

| Ordering information (4-pole types) without differential pressure sensor (special mechanical seal for water-glycol mixture) | | | | | | | | Additional charge | | | |
|---|---|---|---|---|---|---|---|---|---|---|---|
| Type | Nominal flange diameter | Port-to-port length | Rated power | Net weight, approx. | Art. no. | | | | Red brass impeller (L1 version) | GRD group | Blind flange |
| | | *L0* mm | $P_2$ kW | *m* kg | | | EUR | | | | |
| CronoTwin-DL-E100/220-5,5/4-R1-S1 | DN 100 | 550 | 5.5 | 313 | 2193272 | K | **13,502.–** | A | | 5 | C |
| CronoTwin-DL-E100/250-7,5/4-R1-S1 | DN 100 | 550 | 7.5 | 357 | 2193273 | K | **16,063.–** | A | | 5 | D |
| CronoTwin-DL-E100/270-11/4-R1-S1 | DN 100 | 550 | 11 | 550 | 2171085 | K | **19,826.–** | A | | 6 | D |
| CronoTwin-DL-E125/210-5,5/4-R1-S1 | DN 125 | 620 | 5.5 | 334 | 2193274 | K | **14,757.–** | A | | 5 | C |
| CronoTwin-DL-E125/220-7,5/4-R1-S1 | DN 125 | 620 | 7.5 | 350 | 2193275 | K | **17,336.–** | A | | 5 | C |
| CronoTwin-DL-E150/190-5,5/4-R1-S1 | DN 150 | 700 | 5.5 | 410 | 2193276 | K | **15,995.–** | A | | 5 | C |
| CronoTwin-DL-E150/200-7,5/4-R1-S1 | DN 150 | 700 | 7.5 | 426 | 2193277 | K | **18,636.–** | A | | 5 | C |
| CronoTwin-DL-E150/220-11/4-R1-S1 | DN 150 | 700 | 11 | 617 | 2171086 | K | **22,230.–** | A | | 6 | C |
| CronoTwin-DL-E150/250-15/4-R1-S1 | DN 150 | 700 | 15 | 739 | 2171087 | K | **24,993.–** | A | | 7 | D |
| CronoTwin-DL-E150/260-18,5/4-R1-S1 | DN 150 | 700 | 18.5 | 859 | 2171088 | K | **28,408.–** | A | | 7 | D |
| CronoTwin-DL-E150/270-22/4-R1-S1 | DN 150 | 700 | 22 | 887 | 2171089 | K | **32,707.–** | A | | 7 | D |
| CronoTwin-DL-E200/240-15/4-R1-S1 | DN 200 | 800 | 15 | 879 | 2171090 | K | **28,354.–** | A | | 7 | D |
| CronoTwin-DL-E200/250-18,5/4-R1-S1 | DN 200 | 800 | 18.5 | 996 | 2171091 | K | **31,771.–** | A | | 7 | D |
| CronoTwin-DL-E200/260-22/4-R1-S1 | DN 200 | 800 | 22 | 1024 | 2171092 | K | **34,617.–** | A | | 7 | D |

= ready for delivery, L = supply availability, C = approx. 2 weeks, K = approx. 4 weeks, AX = up to 16 weeks delivery time, please inquire for every order, A = on request, = please contact Wilo
Subject to change – all prices do not include VAT. Our General Terms of Delivery and Service apply (see www.wilo.com/legal) – valid from 01/01/2022 in Germany.

CronoTwin-DL-E



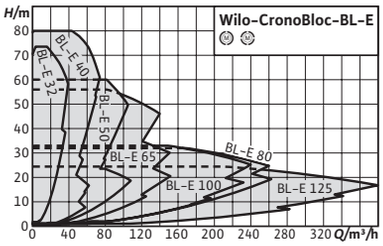


| Accessories | Page |
|---|---|
| IR-Stick | 270 |
| Differential pressure detection | 251 |
| Pump control/IF modul | 247 |
| Pump control CCe-HVAC | 233 |
| Pump control SCe-HVAC | 237 |
| Mechanical seals | 268 |

IE4

# Wilo-CronoBloc-BL-E

## Construction
Electronically controlled glanded single pump in monobloc design with flange connection and automatic power adjustment.

## Application
The pumping of heating water (in accordance with VDI 2035), cold water and water-glycol mixtures without abrasive substances in heating, cold water and cooling systems.

## Scope of delivery
- → Pump
- → Installation and operating instructions

## Options
- → Variant ...-R1 without differential pressure sensor
- → ...-L1 variant with bronze impeller (at additional charge)
- → ...-H1 variant with housing made of spheroidal cast iron (at additional charge)
- → ...-S1/-S2 variant with special mechanical seal (at additional charge)

## Your advantages
- → Energy savings due to integrated electronic power adjustment
- → Optional interfaces for bus communication using plug-in IF modules
- → Simple operation due to tried-and-tested Green Button Technology and display
- → Integrated full motor protection (PTC thermistor sensor) with trip electronics
- → Meets user requirements thanks to performance and main dimensions in accordance with EN 733 (for end-suction pumps)

## Notice
Motors with energy efficiency class IE4

## General notes – ErP (Ecodesign) Directive
The minimum efficiency index, MEI, of the pump series is ≥0.4. For detailed information on the MEI values of the individual pump types, see: Wilo Online Catalogue, available at www.wilo.com



= ready for delivery, L = supply availability, C = approx. 2 weeks, K = approx. 4 weeks, AX = up to 16 weeks delivery time, please inquire for every order, A = on request, = please contact Wilo
Subject to change – all prices do not include VAT. Our General Terms of Delivery and Service apply (see www.wilo.com/legal) – valid from 01/01/2022 in Germany.

**Price group: PG3**

| Ordering information (2-pole types) with differential pressure sensor | | | | | | | | Additional charge | | |
|---|---|---|---|---|---|---|---|---|---|---|
| **Type** | **Suction side** | **Discharge side** | **Rated power** | **Net weight, approx.** | **Art. no.** | | | | **Red brass impeller (L1 version)** | **GRD group** |
| | *DNs* | *DNd* | *$P_2$* kW | *m* kg | | 🚚 | EUR | 🚚 | EUR | |
| **CronoBloc-BL-E 32/140-2,2/2** | DN 50 | DN 32 | 2.2 | 54 | 2191367 | C | **4,767.–** | AX | **403.–** | 4 |
| **CronoBloc-BL-E 32/150-3/2** | DN 50 | DN 32 | 3 | 64 | 2191368 | C | **5,317.–** | AX | **403.–** | 4 |
| **CronoBloc-BL-E 32/160-4/2** | DN 50 | DN 32 | 4 | 72 | 2191369 | C | **5,975.–** | AX | **403.–** | 4 |
| **CronoBloc-BL-E 32/170-5,5/2** | DN 50 | DN 32 | 5.5 | 94 | 2191370 | C | **6,916.–** | AX | **403.–** | 4 |
| **CronoBloc-BL-E 32/210-7,5/2** | DN 50 | DN 32 | 7.5 | 104 | 2191371 | C | **7,656.–** | AX | **440.–** | 5 |
| **CronoBloc-BL-E 32/220-11/2** | DN 50 | DN 32 | 11 | 192 | 2189952 | C | **9,641.–** | AX | **440.–** | 5 |
| **CronoBloc-BL-E 40/110-1,5/2** | DN 65 | DN 40 | 1.5 | 48 | 2191372 | C | **4,256.–** | AX | **403.–** | 4 |
| **CronoBloc-BL-E 40/120-2,2/2** | DN 65 | DN 40 | 2.2 | 50 | 2191373 | C | **4,796.–** | AX | **403.–** | 4 |
| **CronoBloc-BL-E 40/130-3/2** | DN 65 | DN 40 | 3 | 58 | 2191374 | C | **5,535.–** | AX | **403.–** | 4 |
| **CronoBloc-BL-E 40/140-4/2** | DN 65 | DN 40 | 4 | 68 | 2191375 | C | **6,085.–** | AX | **403.–** | 4 |
| **CronoBloc-BL-E 40/160-5,5/2** | DN 65 | DN 40 | 5.5 | 96 | 2191376 | C | **7,141.–** | AX | **448.–** | 5 |
| **CronoBloc-BL-E 40/170-7,5/2** | DN 65 | DN 40 | 7.5 | 98 | 2191377 | C | **7,754.–** | AX | **448.–** | 5 |
| **CronoBloc-BL-E 40/180-7,5/2** | DN 65 | DN 40 | 7.5 | 108 | 2191378 | C | **8,037.–** | AX | **491.–** | 5 |
| **CronoBloc-BL-E 40/210-11/2** | DN 65 | DN 40 | 11 | 194 | 2189953 | C | **9,963.–** | AX | **491.–** | 5 |
| **CronoBloc-BL-E 40/220-15/2** | DN 65 | DN 40 | 15 | 204 | 2189954 | C | **12,079.–** | AX | **491.–** | 5 |
| **CronoBloc-BL-E 40/230-18,5/2** | DN 65 | DN 40 | 18.5 | 260 | 2189955 | K | **14,645.–** | AX | **739.–** | 6 |
| **CronoBloc-BL-E 40/240-22/2** | DN 65 | DN 40 | 22 | 269 | 2189956 | K | **16,622.–** | AX | **739.–** | 6 |
| **CronoBloc-BL-E 50/110-3/2** | DN 65 | DN 50 | 3 | 64 | 2191379 | C | **5,850.–** | AX | **448.–** | 4 |
| **CronoBloc-BL-E 50/120-4/2** | DN 65 | DN 50 | 4 | 72 | 2191380 | C | **6,342.–** | AX | **448.–** | 4 |
| **CronoBloc-BL-E 50/130-5,5/2** | DN 65 | DN 50 | 5.5 | 90 | 2191381 | C | **7,361.–** | AX | **448.–** | 5 |
| **CronoBloc-BL-E 50/140-7,5/2** | DN 65 | DN 50 | 7.5 | 94 | 2191382 | C | **8,177.–** | AX | **448.–** | 5 |
| **CronoBloc-BL-E 50/150-7,5/2** | DN 65 | DN 50 | 7.5 | 102 | 2191383 | C | **8,599.–** | AX | **715.–** | 5 |
| **CronoBloc-BL-E 50/170-11/2** | DN 65 | DN 50 | 11 | 180 | 2189957 | C | **10,217.–** | AX | **715.–** | 5 |
| **CronoBloc-BL-E 50/200-15/2** | DN 65 | DN 50 | 15 | 204 | 2189958 | C | **12,424.–** | AX | **772.–** | 6 |
| **CronoBloc-BL-E 50/210-18,5/2** | DN 65 | DN 50 | 18.5 | 248 | 2189959 | C | **14,778.–** | AX | **772.–** | 6 |
| **CronoBloc-BL-E 50/220-22/2** | DN 65 | DN 50 | 22 | 258 | 2189960 | C | **16,880.–** | AX | **772.–** | 6 |
| **CronoBloc-BL-E 65/160-11/2** | DN 80 | DN 65 | 11 | 186 | 2189961 | C | **10,802.–** | AX | **740.–** | 5 |
| **CronoBloc-BL-E 65/170-15/2** | DN 80 | DN 65 | 15 | 194 | 2189962 | C | **12,528.–** | AX | **740.–** | 5 |
| **CronoBloc-BL-E 65/190-18,5/2** | DN 80 | DN 65 | 18.5 | 254 | 2189963 | C | **14,855.–** | AX | **810.–** | 6 |
| **CronoBloc-BL-E 65/210-22/2** | DN 80 | DN 65 | 22 | 267 | 2189964 | C | **17,011.–** | AX | **810.–** | 6 |
| **CronoBloc-BL-E 80/145-11/2** | DN 100 | DN 80 | 11 | 200 | 2189965 | C | **11,043.–** | AX | **833.–** | 6 |
| **CronoBloc-BL-E 80/150-15/2** | DN 100 | DN 80 | 15 | 208 | 2189966 | C | **12,723.–** | AX | **833.–** | 6 |
| **CronoBloc-BL-E 80/160-18,5/2** | DN 100 | DN 80 | 18.5 | 252 | 2189967 | C | **14,885.–** | AX | **833.–** | 6 |
| **CronoBloc-BL-E 80/165-22/2** | DN 100 | DN 80 | 22 | 262 | 2189968 | C | **17,162.–** | AX | **833.–** | 6 |

🚚 = ready for delivery, L = supply availability, C = approx. 2 weeks, K = approx. 4 weeks, AX = up to 16 weeks delivery time, please inquire for every order, A = on request, 📞 = please contact Wilo
Subject to change – all prices do not include VAT. Our General Terms of Delivery and Service apply (see www.wilo.com/legal) – valid from 01/01/2022 in Germany.

**Price group: PG3**

| Ordering information (2-pole types) without differential pressure sensor | | | | | | | | Additional charge | | |
|---|---|---|---|---|---|---|---|---|---|---|
| **Type** | **Suction side** | **Discharge side** | **Rated power** | **Net weight, approx.** | **Art. no.** | | | | **Red brass impeller (L1 version)** | **GRD group** |
| | *DNs* | *DNd* | $P_2$ kW | *m* kg | | 🚚 | EUR | 🚚 | EUR | |
| **CronoBloc-BL-E 32/140-2,2/2-R1** | DN 50 | DN 32 | 2.2 | 54 | 2191425 | C | **4,252.–** | AX | **403.–** | 4 |
| **CronoBloc-BL-E 32/150-3/2-R1** | DN 50 | DN 32 | 3 | 64 | 2191426 | C | **4,802.–** | AX | **403.–** | 4 |
| **CronoBloc-BL-E 32/160-4/2-R1** | DN 50 | DN 32 | 4 | 72 | 2191427 | C | **5,460.–** | AX | **403.–** | 4 |
| **CronoBloc-BL-E 32/170-5,5/2-R1** | DN 50 | DN 32 | 5.5 | 94 | 2191428 | C | **6,401.–** | AX | **403.–** | 4 |
| **CronoBloc-BL-E 32/210-7,5/2-R1** | DN 50 | DN 32 | 7.5 | 104 | 2191429 | C | **7,141.–** | AX | **440.–** | 5 |
| **CronoBloc-BL-E 32/220-11/2-R1** | DN 50 | DN 32 | 11 | 192 | 2189978 | C | **9,126.–** | AX | **440.–** | 5 |
| **CronoBloc-BL-E 40/110-1,5/2-R1** | DN 65 | DN 40 | 1.5 | 48 | 2191430 | C | **3,741.–** | AX | **403.–** | 4 |
| **CronoBloc-BL-E 40/120-2,2/2-R1** | DN 65 | DN 40 | 2.2 | 50 | 2191431 | C | **4,281.–** | AX | **403.–** | 4 |
| **CronoBloc-BL-E 40/130-3/2-R1** | DN 65 | DN 40 | 3 | 58 | 2191432 | C | **5,020.–** | AX | **403.–** | 4 |
| **CronoBloc-BL-E 40/140-4/2-R1** | DN 65 | DN 40 | 4 | 68 | 2191433 | C | **5,570.–** | AX | **403.–** | 4 |
| **CronoBloc-BL-E 40/160-5,5/2-R1** | DN 65 | DN 40 | 5.5 | 96 | 2191434 | C | **6,625.–** | AX | **448.–** | 5 |
| **CronoBloc-BL-E 40/170-7,5/2-R1** | DN 65 | DN 40 | 7.5 | 98 | 2191435 | C | **7,239.–** | AX | **448.–** | 5 |
| **CronoBloc-BL-E 40/180-7,5/2-R1** | DN 65 | DN 40 | 7.5 | 108 | 2191436 | C | **7,522.–** | AX | **491.–** | 5 |
| **CronoBloc-BL-E 40/210-11/2-R1** | DN 65 | DN 40 | 11 | 194 | 2189979 | C | **9,447.–** | AX | **491.–** | 5 |
| **CronoBloc-BL-E 40/220-15/2-R1** | DN 65 | DN 40 | 15 | 204 | 2189980 | C | **11,564.–** | AX | **491.–** | 5 |
| **CronoBloc-BL-E 40/230-18,5/2-R1** | DN 65 | DN 40 | 18.5 | 260 | 2189981 | K | **14,130.–** | AX | **739.–** | 6 |
| **CronoBloc-BL-E 40/240-22/2-R1** | DN 65 | DN 40 | 22 | 269 | 2189982 | K | **16,107.–** | AX | **739.–** | 6 |
| **CronoBloc-BL-E 50/110-3/2-R1** | DN 65 | DN 50 | 3 | 64 | 2191437 | C | **5,335.–** | AX | **448.–** | 4 |
| **CronoBloc-BL-E 50/120-4/2-R1** | DN 65 | DN 50 | 4 | 72 | 2191438 | C | **5,827.–** | AX | **448.–** | 4 |
| **CronoBloc-BL-E 50/130-5,5/2-R1** | DN 65 | DN 50 | 5.5 | 90 | 2191439 | C | **6,846.–** | AX | **448.–** | 5 |
| **CronoBloc-BL-E 50/140-7,5/2-R1** | DN 65 | DN 50 | 7.5 | 94 | 2191440 | C | **7,661.–** | AX | **448.–** | 5 |
| **CronoBloc-BL-E 50/150-7,5/2-R1** | DN 65 | DN 50 | 7.5 | 102 | 2191441 | C | **8,084.–** | AX | **715.–** | 5 |
| **CronoBloc-BL-E 50/170-11/2-R1** | DN 65 | DN 50 | 11 | 180 | 2189983 | C | **9,702.–** | AX | **715.–** | 5 |
| **CronoBloc-BL-E 50/200-15/2-R1** | DN 65 | DN 50 | 15 | 204 | 2189984 | C | **11,909.–** | AX | **772.–** | 6 |
| **CronoBloc-BL-E 50/210-18,5/2-R1** | DN 65 | DN 50 | 18.5 | 248 | 2189985 | C | **14,263.–** | AX | **772.–** | 6 |
| **CronoBloc-BL-E 50/220-22/2-R1** | DN 65 | DN 50 | 22 | 258 | 2189986 | C | **16,364.–** | AX | **772.–** | 6 |
| **CronoBloc-BL-E 65/160-11/2-R1** | DN 80 | DN 65 | 11 | 186 | 2189987 | C | **10,287.–** | AX | **740.–** | 5 |
| **CronoBloc-BL-E 65/170-15/2-R1** | DN 80 | DN 65 | 15 | 194 | 2189988 | C | **12,013.–** | AX | **740.–** | 5 |
| **CronoBloc-BL-E 65/190-18,5/2-R1** | DN 80 | DN 65 | 18.5 | 254 | 2189989 | C | **14,340.–** | AX | **810.–** | 6 |
| **CronoBloc-BL-E 65/210-22/2-R1** | DN 80 | DN 65 | 22 | 267 | 2189990 | C | **16,496.–** | AX | **810.–** | 6 |
| **CronoBloc-BL-E 80/145-11/2-R1** | DN 100 | DN 80 | 11 | 200 | 2189991 | C | **10,528.–** | AX | **833.–** | 6 |
| **CronoBloc-BL-E 80/150-15/2-R1** | DN 100 | DN 80 | 15 | 208 | 2189992 | C | **12,208.–** | AX | **833.–** | 6 |
| **CronoBloc-BL-E 80/160-18,5/2-R1** | DN 100 | DN 80 | 18.5 | 252 | 2189993 | C | **14,370.–** | AX | **833.–** | 6 |
| **CronoBloc-BL-E 80/165-22/2-R1** | DN 100 | DN 80 | 22 | 262 | 2189994 | C | **16,647.–** | AX | **833.–** | 6 |



🚚 = ready for delivery, L = supply availability, C = approx. 2 weeks, K = approx. 4 weeks, AX = up to 16 weeks delivery time, please inquire for every order, A = on request, 📞 = please contact Wilo
Subject to change – all prices do not include VAT. Our General Terms of Delivery and Service apply (see www.wilo.com/legal) – valid from 01/01/2022 in Germany.

Price group: PG3

| Ordering information (4-pole types) with differential pressure sensor | | | | | | | | | Additional charge | | |
|---|---|---|---|---|---|---|---|---|---|---|---|
| Type | Suction side | Discharge side | Rated power | Net weight, approx. | Art. no. | | | | Red brass impeller (L1 version) | | GRD group |
| | *DNs* | *DNd* | $P_2$ kW | *m* kg | | 🚚 | EUR | 🚚 | EUR | | |
| **CronoBloc-BL-E 50/270-5,5/4** | DN 65 | DN 50 | 5.5 | 136 | 2191384 | K | **7,276.–** | AX | **787.–** | | 5 |
| **CronoBloc-BL-E 65/120-4/2** | DN 80 | DN 65 | 4 | 76 | 2191385 | C | **6,442.–** | AX | **715.–** | | 4 |
| **CronoBloc-BL-E 65/130-5,5/2** | DN 80 | DN 65 | 5.5 | 96 | 2191386 | C | **7,580.–** | AX | **715.–** | | 5 |
| **CronoBloc-BL-E 65/140-7,5/2** | DN 80 | DN 65 | 7.5 | 98 | 2191387 | C | **8,674.–** | AX | **715.–** | | 5 |
| **CronoBloc-BL-E 65/240-5,5/4** | DN 80 | DN 65 | 5.5 | 152 | 2191388 | C | **8,477.–** | AX | **875.–** | | 5 |
| **CronoBloc-BL-E 65/265-7,5/4** | DN 80 | DN 65 | 7.5 | 160 | 2191389 | C | **9,628.–** | AX | **875.–** | | 5 |
| **CronoBloc-BL-E 80/220-5,5/4** | DN 100 | DN 80 | 5.5 | 144 | 2191390 | C | **8,216.–** | AX | **918.–** | | 5 |
| **CronoBloc-BL-E 80/250-7,5/4** | DN 100 | DN 80 | 7.5 | 162 | 2191391 | C | **9,477.–** | AX | **944.–** | | 5 |
| **CronoBloc-BL-E 80/270-11/4** | DN 100 | DN 80 | 11 | 261 | 2189969 | C | **12,647.–** | AX | **944.–** | | 6 |
| **CronoBloc-BL-E 100/200-5,5/4** | DN 125 | DN 100 | 5.5 | 150 | 2191392 | C | **8,483.–** | AX | **930.–** | | 5 |
| **CronoBloc-BL-E 100/220-7,5/4** | DN 125 | DN 100 | 7.5 | 158 | 2191393 | C | **9,405.–** | AX | **930.–** | | 5 |
| **CronoBloc-BL-E 100/250-11/4** | DN 125 | DN 100 | 11 | 275 | 2189970 | C | **12,720.–** | AX | **981.–** | | 6 |
| **CronoBloc-BL-E 100/270-15/4** | DN 125 | DN 100 | 15 | 292 | 2189971 | C | **14,802.–** | AX | **981.–** | | 6 |
| **CronoBloc-BL-E 100/305-18,5/4** | DN 125 | DN 100 | 18.5 | 396 | 2189972 | C | **15,900.–** | AX | **1,275.–** | | 7 |
| **CronoBloc-BL-E 100/315-22/4** | DN 125 | DN 100 | 22 | 410 | 2189973 | C | **20,017.–** | AX | **1,275.–** | | 7 |
| **CronoBloc-BL-E 125/185-5,5/4** | DN 150 | DN 125 | 5.5 | 184 | 2191394 | C | **9,096.–** | AX | **1,016.–** | | 5 |
| **CronoBloc-BL-E 125/210-7,5/4** | DN 150 | DN 125 | 7.5 | 192 | 2191395 | C | **10,120.–** | AX | **1,016.–** | | 5 |
| **CronoBloc-BL-E 125/225-11/4** | DN 150 | DN 125 | 11 | 290 | 2189974 | C | **12,487.–** | AX | **1,016.–** | | 6 |
| **CronoBloc-BL-E 125/245-15/4** | DN 150 | DN 125 | 15 | 336 | 2189975 | C | **15,003.–** | AX | **1,110.–** | | 7 |
| **CronoBloc-BL-E 125/265-18,5/4** | DN 150 | DN 125 | 18.5 | 392 | 2189976 | C | **17,607.–** | AX | **1,110.–** | | 7 |
| **CronoBloc-BL-E 125/275-22/4** | DN 150 | DN 125 | 22 | 406 | 2189977 | C | **20,573.–** | AX | **1,110.–** | | 7 |

Price group: PG3

| Ordering information (4-pole types) without differential pressure sensor | | | | | | | | | Additional charge | | |
|---|---|---|---|---|---|---|---|---|---|---|---|
| Type | Suction side | Discharge side | Rated power | Net weight, approx. | Art. no. | | | | Red brass impeller (L1 version) | | GRD group |
| | *DNs* | *DNd* | $P_2$ kW | *m* kg | | 🚚 | EUR | 🚚 | EUR | | |
| **CronoBloc-BL-E 50/270-5,5/4-R1** | DN 65 | DN 50 | 5.5 | 136 | 2191442 | K | **6,760.–** | AX | **787.–** | | 5 |
| **CronoBloc-BL-E 65/120-4/2-R1** | DN 80 | DN 65 | 4 | 76 | 2191443 | C | **5,926.–** | AX | **715.–** | | 4 |
| **CronoBloc-BL-E 65/130-5,5/2-R1** | DN 80 | DN 65 | 5.5 | 96 | 2191444 | C | **7,065.–** | AX | **715.–** | | 5 |
| **CronoBloc-BL-E 65/140-7,5/2-R1** | DN 80 | DN 65 | 7.5 | 98 | 2191445 | C | **8,158.–** | AX | **715.–** | | 5 |
| **CronoBloc-BL-E 65/240-5,5/4-R1** | DN 80 | DN 65 | 5.5 | 152 | 2191446 | C | **7,962.–** | AX | **875.–** | | 5 |
| **CronoBloc-BL-E 65/265-7,5/4-R1** | DN 80 | DN 65 | 7.5 | 160 | 2191447 | C | **9,113.–** | AX | **875.–** | | 5 |
| **CronoBloc-BL-E 80/220-5,5/4-R1** | DN 100 | DN 80 | 5.5 | 144 | 2191448 | C | **7,701.–** | AX | **918.–** | | 5 |
| **CronoBloc-BL-E 80/250-7,5/4-R1** | DN 100 | DN 80 | 7.5 | 162 | 2191449 | C | **8,962.–** | AX | **944.–** | | 5 |
| **CronoBloc-BL-E 80/270-11/4-R1** | DN 100 | DN 80 | 11 | 261 | 2189995 | C | **12,132.–** | AX | **944.–** | | 6 |
| **CronoBloc-BL-E 100/200-5,5/4-R1** | DN 125 | DN 100 | 5.5 | 150 | 2191450 | C | **7,968.–** | AX | **930.–** | | 5 |
| **CronoBloc-BL-E 100/220-7,5/4-R1** | DN 125 | DN 100 | 7.5 | 158 | 2191451 | C | **8,890.–** | AX | **930.–** | | 5 |
| **CronoBloc-BL-E 100/250-11/4-R1** | DN 125 | DN 100 | 11 | 275 | 2189996 | C | **12,205.–** | AX | **981.–** | | 6 |
| **CronoBloc-BL-E 100/270-15/4-R1** | DN 125 | DN 100 | 15 | 292 | 2189997 | C | **14,287.–** | AX | **981.–** | | 6 |
| **CronoBloc-BL-E 100/305-18,5/4-R1** | DN 125 | DN 100 | 18.5 | 396 | 2189998 | C | **15,385.–** | AX | **1,275.–** | | 7 |
| **CronoBloc-BL-E 100/315-22/4-R1** | DN 125 | DN 100 | 22 | 410 | 2189999 | C | **19,502.–** | AX | **1,275.–** | | 7 |
| **CronoBloc-BL-E 125/185-5,5/4-R1** | DN 150 | DN 125 | 5.5 | 184 | 2191452 | C | **8,581.–** | AX | **1,016.–** | | 5 |
| **CronoBloc-BL-E 125/210-7,5/4-R1** | DN 125 | DN 100 | 7.5 | 192 | 2191453 | C | **9,605.–** | AX | **1,016.–** | | 5 |

🚚 = ready for delivery, L = supply availability, C = approx. 2 weeks, K = approx. 4 weeks, AX = up to 16 weeks delivery time, please inquire for every order, A = on request, 📞 = please contact Wilo
Subject to change – all prices do not include VAT. Our General Terms of Delivery and Service apply (see www.wilo.com/legal) – valid from 01/01/2022 in Germany.

Price group: PG3

| Ordering information (4-pole types) without differential pressure sensor | | | | | | | | Additional charge | | |
|---|---|---|---|---|---|---|---|---|---|---|
| Type | Suction side | Discharge side | Rated power | Net weight, approx. | Art. no. | | | | Red brass impeller (L1 version) | GRD group |
| | *DNs* | *DNd* | $P_2$ kW | *m* kg | | 🚚 | EUR | 🚚 | EUR | |
| **CronoBloc-BL-E 125/225-11/4-R1** | DN 150 | DN 125 | 11 | 290 | 2190000 | C | **11,972.–** | AX | **1,016.–** | 6 |
| **CronoBloc-BL-E 125/245-15/4-R1** | DN 150 | DN 125 | 15 | 336 | 2190001 | C | **14,488.–** | AX | **1,110.–** | 7 |
| **CronoBloc-BL-E 125/265-18,5/4-R1** | DN 150 | DN 125 | 18.5 | 392 | 2190002 | C | **17,092.–** | AX | **1,110.–** | 7 |
| **CronoBloc-BL-E 125/275-22/4-R1** | DN 150 | DN 125 | 22 | 406 | 2190003 | C | **20,058.–** | AX | **1,110.–** | 7 |

Price group: PG3

| Ordering information (2-pole types) without differential pressure sensor (special mechanical seal for water-glycol mixture) | | | | | | | | Additional charge | | |
|---|---|---|---|---|---|---|---|---|---|---|
| Type | Suction side | Discharge side | Rated power | Net weight, approx. | Art. no. | | | | Red brass impeller (L1 version) | GRD group |
| | *DNs* | *DNd* | $P_2$ kW | *m* kg | | 🚚 | EUR | 🚚 | | |
| **CronoBloc-BL-E 32/140-2,2/2-R1-S1** | DN 50 | DN 32 | 2.2 | 54 | 2191541 | K | **4,296.–** | A | 📞 | 4 |
| **CronoBloc-BL-E 32/150-3/2-R1-S1** | DN 50 | DN 32 | 3 | 64 | 2191542 | K | **4,846.–** | A | 📞 | 4 |
| **CronoBloc-BL-E 32/160-4/2-R1-S1** | DN 50 | DN 32 | 4 | 72 | 2191543 | K | **5,504.–** | A | 📞 | 4 |
| **CronoBloc-BL-E 32/170-5,5/2-R1-S1** | DN 50 | DN 32 | 5.5 | 94 | 2191544 | K | **6,445.–** | A | 📞 | 4 |
| **CronoBloc-BL-E 32/210-7,5/2-R1-S1** | DN 50 | DN 32 | 7.5 | 104 | 2191545 | K | **7,193.–** | A | 📞 | 5 |
| **CronoBloc-BL-E 40/110-1,5/2-R1-S1** | DN 65 | DN 40 | 1.5 | 48 | 2191546 | K | **3,785.–** | A | 📞 | 4 |
| **CronoBloc-BL-E 40/120-2,2/2-R1-S1** | DN 65 | DN 40 | 2.2 | 50 | 2191547 | K | **4,325.–** | A | 📞 | 4 |
| **CronoBloc-BL-E 40/130-3/2-R1-S1** | DN 65 | DN 40 | 3 | 58 | 2191548 | K | **5,064.–** | A | 📞 | 4 |
| **CronoBloc-BL-E 40/140-4/2-R1-S1** | DN 65 | DN 40 | 4 | 68 | 2191549 | K | **5,614.–** | A | 📞 | 4 |
| **CronoBloc-BL-E 40/160-5,5/2-R1-S1** | DN 65 | DN 40 | 5.5 | 96 | 2191550 | K | **6,678.–** | A | 📞 | 5 |
| **CronoBloc-BL-E 40/170-7,5/2-R1-S1** | DN 65 | DN 40 | 7.5 | 98 | 2191551 | K | **7,292.–** | A | 📞 | 5 |
| **CronoBloc-BL-E 40/180-7,5/2-R1-S1** | DN 65 | DN 40 | 7.5 | 108 | 2191552 | K | **7,574.–** | A | 📞 | 5 |
| **CronoBloc-BL-E 50/110-3/2-R1-S1** | DN 65 | DN 50 | 3 | 64 | 2191553 | K | **5,380.–** | A | 📞 | 4 |
| **CronoBloc-BL-E 50/120-4/2-R1-S1** | DN 65 | DN 50 | 4 | 72 | 2191554 | K | **5,871.–** | A | 📞 | 4 |
| **CronoBloc-BL-E 50/130-5,5/2-R1-S1** | DN 65 | DN 50 | 5.5 | 90 | 2191555 | K | **6,898.–** | A | 📞 | 5 |
| **CronoBloc-BL-E 50/140-7,5/2-R1-S1** | DN 65 | DN 50 | 7.5 | 94 | 2191556 | K | **7,714.–** | A | 📞 | 5 |
| **CronoBloc-BL-E 50/150-7,5/2-R1-S1** | DN 65 | DN 50 | 7.5 | 102 | 2191557 | K | **8,136.–** | A | 📞 | 5 |
| **CronoBloc-BL-E 65/120-4/2-R1-S1** | DN 80 | DN 65 | 4 | 76 | 2191559 | K | **5,971.–** | A | 📞 | 4 |
| **CronoBloc-BL-E 65/130-5,5/2-R1-S1** | DN 80 | DN 65 | 5.5 | 96 | 2191560 | K | **7,117.–** | A | 📞 | 5 |
| **CronoBloc-BL-E 65/140-7,5/2-R1-S1** | DN 80 | DN 65 | 7.5 | 98 | 2191561 | K | **8,211.–** | A | 📞 | 5 |

🚚 = ready for delivery, L = supply availability, C = approx. 2 weeks, K = approx. 4 weeks, AX = up to 16 weeks delivery time, please inquire for every order, A = on request, 📞 = please contact Wilo
Subject to change – all prices do not include VAT. Our General Terms of Delivery and Service apply (see www.wilo.com/legal) – valid from 01/01/2022 in Germany.

Price group: PG3

| Ordering information (2-pole types) with differential pressure sensor (special mechanical seal for water-glycol mixture) | | | | | | | | Additional charge | | |
|---|---|---|---|---|---|---|---|---|---|---|
| Type | Suction side | Discharge side | Rated power | Net weight, approx. | Art. no. | | | | Red brass impeller (L1 version) | GRD group |
| | DNs | DNd | $P_2$ kW | m kg | | | EUR | | | |
| CronoBloc-BL-E 32/140-2,2/2-S1 | DN 50 | DN 32 | 2.2 | 54 | 2191483 | K | 4,811.– | A | ✆ | 4 |
| CronoBloc-BL-E 32/150-3/2-S1 | DN 50 | DN 32 | 3 | 64 | 2191484 | K | 5,361.– | A | ✆ | 4 |
| CronoBloc-BL-E 32/160-4/2-S1 | DN 50 | DN 32 | 4 | 72 | 2191485 | K | 6,020.– | A | ✆ | 4 |
| CronoBloc-BL-E 32/170-5,5/2-S1 | DN 50 | DN 32 | 5.5 | 94 | 2191486 | K | 6,960.– | A | ✆ | 4 |
| CronoBloc-BL-E 32/210-7,5/2-S1 | DN 50 | DN 32 | 7.5 | 104 | 2191487 | K | 7,708.– | A | ✆ | 5 |
| CronoBloc-BL-E 40/110-1,5/2-S1 | DN 65 | DN 40 | 1.5 | 48 | 2191488 | K | 4,300.– | A | ✆ | 4 |
| CronoBloc-BL-E 40/120-2,2/2-S1 | DN 65 | DN 40 | 2.2 | 50 | 2191489 | K | 4,841.– | A | ✆ | 4 |
| CronoBloc-BL-E 40/130-3/2-S1 | DN 65 | DN 40 | 3 | 58 | 2191490 | K | 5,579.– | A | ✆ | 4 |
| CronoBloc-BL-E 40/140-4/2-S1 | DN 65 | DN 40 | 4 | 68 | 2191491 | K | 6,130.– | A | ✆ | 4 |
| CronoBloc-BL-E 40/160-5,5/2-S1 | DN 65 | DN 40 | 5.5 | 96 | 2191492 | K | 7,193.– | A | ✆ | 5 |
| CronoBloc-BL-E 40/170-7,5/2-S1 | DN 65 | DN 40 | 7.5 | 98 | 2191493 | K | 7,807.– | A | ✆ | 5 |
| CronoBloc-BL-E 40/180-7,5/2-S1 | DN 65 | DN 40 | 7.5 | 108 | 2191494 | K | 8,089.– | A | ✆ | 5 |
| CronoBloc-BL-E 50/110-3/2-S1 | DN 65 | DN 50 | 3 | 64 | 2191495 | K | 5,895.– | A | ✆ | 4 |
| CronoBloc-BL-E 50/120-4/2-S1 | DN 65 | DN 50 | 4 | 72 | 2191496 | K | 6,386.– | A | ✆ | 4 |
| CronoBloc-BL-E 50/130-5,5/2-S1 | DN 65 | DN 50 | 5.5 | 90 | 2191497 | K | 7,413.– | A | ✆ | 5 |
| CronoBloc-BL-E 50/140-7,5/2-S1 | DN 65 | DN 50 | 7.5 | 94 | 2191498 | K | 8,229.– | A | ✆ | 5 |
| CronoBloc-BL-E 50/150-7,5/2-S1 | DN 65 | DN 50 | 7.5 | 102 | 2191499 | K | 8,651.– | A | ✆ | 5 |
| CronoBloc-BL-E 65/120-4/2-S1 | DN 80 | DN 65 | 4 | 76 | 2191501 | K | 6,486.– | A | ✆ | 4 |
| CronoBloc-BL-E 65/130-5,5/2-S1 | DN 80 | DN 65 | 5.5 | 96 | 2191502 | K | 7,632.– | A | ✆ | 5 |
| CronoBloc-BL-E 65/140-7,5/2-S1 | DN 80 | DN 65 | 7.5 | 98 | 2191503 | K | 8,726.– | A | ✆ | 5 |

Price group: PG3

| Ordering information (4-pole types) without differential pressure sensor (special mechanical seal for water-glycol mixture) | | | | | | | | Additional charge | | |
|---|---|---|---|---|---|---|---|---|---|---|
| Type | Suction side | Discharge side | Rated power | Net weight, approx. | Art. no. | | | | Red brass impeller (L1 version) | GRD group |
| | DNs | DNd | $P_2$ kW | m kg | | | EUR | | | |
| CronoBloc-BL-E 50/270-5,5/4-R1-S1 | DN 65 | DN 50 | 5.5 | 136 | 2191558 | K | 6,813.– | A | ✆ | 5 |
| CronoBloc-BL-E 65/240-5,5/4-R1-S1 | DN 80 | DN 65 | 5.5 | 152 | 2191562 | K | 8,014.– | A | ✆ | 5 |
| CronoBloc-BL-E 65/265-7,5/4-R1-S1 | DN 80 | DN 65 | 7.5 | 160 | 2191563 | K | 9,165.– | A | ✆ | 5 |
| CronoBloc-BL-E 80/220-5,5/4-R1-S1 | DN 100 | DN 80 | 5.5 | 144 | 2191564 | K | 7,753.– | A | ✆ | 5 |
| CronoBloc-BL-E 80/250-7,5/4-R1-S1 | DN 100 | DN 80 | 7.5 | 162 | 2191565 | K | 9,014.– | A | ✆ | 5 |
| CronoBloc-BL-E 100/200-5,5/4-R1-S1 | DN 125 | DN 100 | 5.5 | 150 | 2191566 | K | 8,020.– | A | ✆ | 5 |
| CronoBloc-BL-E 100/220-7,5/4-R1-S1 | DN 125 | DN 100 | 7.5 | 158 | 2191567 | K | 8,942.– | A | ✆ | 5 |
| CronoBloc-BL-E 125/185-5,5/4-R1-S1 | DN 150 | DN 125 | 5.5 | 184 | 2191568 | K | 8,633.– | A | ✆ | 5 |
| CronoBloc-BL-E 125/210-7,5/4-R1-S1 | DN 150 | DN 125 | 7.5 | 192 | 2191569 | K | 9,657.– | A | ✆ | 5 |

🚚 = ready for delivery, L = supply availability, C = approx. 2 weeks, K = approx. 4 weeks, AX = up to 16 weeks delivery time, please inquire for every order, A = on request, ✆ = please contact Wilo
Subject to change – all prices do not include VAT. Our General Terms of Delivery and Service apply (see www.wilo.com/legal) – valid from 01/01/2022 in Germany.

**Price group: PG3**

| Ordering information (4-pole types) with differential pressure sensor (special mechanical seal for water-glycol mixture) | | | | | | | | Additional charge | | |
|---|---|---|---|---|---|---|---|---|---|---|
| **Type** | **Suction side** | **Discharge side** | **Rated power** | **Net weight, approx.** | **Art. no.** | | | | **Red brass impeller (L1 version)** | **GRD group** |
| | *DNs* | *DNd* | $P_2$ kW | *m* kg | | 🚚 | EUR | 🚚 | | |
| **CronoBloc-BL-E 50/270-5,5/4-S1** | DN 65 | DN 50 | 5.5 | 136 | 2191500 | K | **7,328.-** | A | 📞 | 5 |
| **CronoBloc-BL-E 65/240-5,5/4-S1** | DN 80 | DN 65 | 5.5 | 152 | 2191504 | K | **8,529.-** | A | 📞 | 5 |
| **CronoBloc-BL-E 65/265-7,5/4-S1** | DN 80 | DN 65 | 7.5 | 160 | 2191505 | K | **9,680.-** | A | 📞 | 5 |
| **CronoBloc-BL-E 80/220-5,5/4-S1** | DN 100 | DN 80 | 5.5 | 144 | 2191506 | K | **8,268.-** | A | 📞 | 5 |
| **CronoBloc-BL-E 80/250-7,5/4-S1** | DN 100 | DN 80 | 7.5 | 162 | 2191507 | K | **9,529.-** | A | 📞 | 5 |
| **CronoBloc-BL-E 100/200-5,5/4-S1** | DN 125 | DN 100 | 5.5 | 150 | 2191508 | K | **8,535.-** | A | 📞 | 5 |
| **CronoBloc-BL-E 100/220-7,5/4-S1** | DN 125 | DN 100 | 7.5 | 158 | 2191509 | K | **9,458.-** | A | 📞 | 5 |
| **CronoBloc-BL-E 125/185-5,5/4-S1** | DN 150 | DN 125 | 5.5 | 184 | 2191510 | K | **9,148.-** | A | 📞 | 5 |
| **CronoBloc-BL-E 125/210-7,5/4-S1** | DN 150 | DN 125 | 7.5 | 192 | 2191511 | K | **10,172.-** | A | 📞 | 5 |



🚚 = ready for delivery, L = supply availability, C = approx. 2 weeks, K = approx. 4 weeks, AX = up to 16 weeks delivery time, please inquire for every order, A = on request, 📞 = please contact Wilo
Subject to change – all prices do not include VAT. Our General Terms of Delivery and Service apply (see www.wilo.com/legal) – valid from 01/01/2022 in Germany.




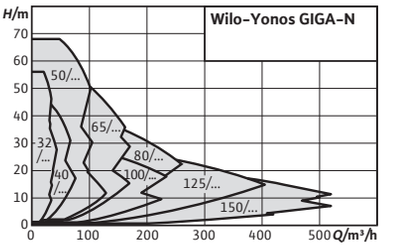


| Accessories | Page |
|---|---|
| IR-Stick | 270 |
| Pump control/IF modul | 247 |
| Pump control CCe-HVAC | 233 |
| Pump control SCe-HVAC | 237 |
| Mechanical seals | 268 |

IE4

## Wilo-Yonos GIGA-N

### Construction
Electronically controlled, single-stage low-pressure centrifugal pump with axial suction. Mounted on a baseplate with flange connection and automatic power adjustment.

### Application
- The pumping of heating water (in accordance with VDI 2035), cold water and water-glycol mixtures without abrasive substances in heating, cold water and cooling systems.
- Applications for irrigation, building services, general industry, power stations, etc.

### Scope of delivery
- Pump
- Installation and operating instructions
- Completely mounted pump on baseplate with coupling, coupling guard and electric motor

### Options
- ...-L1 variant with bronze impeller (at additional charge)
- ...-S1/-S2 variant with special mechanical seal (at additional charge)
- ...-P5 variant without spacer coupling (at reduced price)

### Your advantages
- Efficient pump thanks to the use of IE4 motors
- Cataphoretic coating of all cast components for high resistance to corrosion and long service life
- Standard dimensions in accordance with EN 733 make the pump universally deployable
- Easy adjustment and operation with Green Button Technology
- Easy maintenance thanks to user-friendly spacer coupling in back pull-out design
- Optional interfaces for connection to building automation using insertable IF modules

### Notice
Motors with energy efficiency class IE4

Price group: PG4

| Ordering information (2-pole) with spacer coupling | | | | | | | | | | | | |
|---|---|---|---|---|---|---|---|---|---|---|---|---|
| Type | Rated power | Art. no. | | | | Red brass impeller (L1 version) | | Stainless steel impeller (L4 version) | | –S1 | GRD group |
| | $P_2$ kW | | | EUR | | EUR | | EUR | | | |
| Yonos GIGA-N 32/160-5,5/2-R1 | 5.5 | 6088910 | K | 8,143.– | K | 393.– | K | 393.– | K | | 12 |
| Yonos GIGA-N 32/200-5,5/2-R1 | 5.5 | 6088912 | K | 8,240.– | K | 430.– | K | 430.– | K | | 12 |
| Yonos GIGA-N 32/200-7,5/2-R1 | 7.5 | 6088914 | K | 9,074.– | K | 430.– | K | 430.– | K | | 12 |
| Yonos GIGA-N 40/125-5,5/2-R1 | 5.5 | 6088922 | K | 8,259.– | K | 382.– | K | 382.– | K | | 12 |
| Yonos GIGA-N 40/160-5,5/2-R1 | 5.5 | 6088982 | K | 8,453.– | K | 382.– | K | 382.– | K | | 12 |
| Yonos GIGA-N 40/160-7,5/2-R1 | 7.5 | 6088984 | K | 9,432.– | K | 382.– | K | 382.– | K | | 12 |
| Yonos GIGA-N 40/160-11/2-R1 | 11 | 6088986 | K | 11,530.– | K | 382.– | K | 382.– | K | | 12 |
| Yonos GIGA-N 40/200-7,5/2-R1 | 7.5 | 6088924 | K | 9,580.– | K | 454.– | K | 454.– | K | | 12 |
| Yonos GIGA-N 40/200-15/2-R1 | 15 | 6088926 | K | 12,625.– | K | 454.– | K | 454.– | K | | 12 |
| Yonos GIGA-N 50/125-5,5/2-R1 | 5.5 | 6088932 | K | 8,612.– | K | 404.– | K | 404.– | K | | 12 |
| Yonos GIGA-N 50/125-7,5/2-R1 | 7.5 | 6088934 | K | 9,634.– | K | 404.– | K | 404.– | K | | 12 |
| Yonos GIGA-N 50/160-5,5/2-R1 | 5.5 | 6088936 | K | 8,381.– | K | 448.– | K | 448.– | K | | 12 |
| Yonos GIGA-N 50/160-7,5/2-R1 | 7.5 | 6088938 | K | 9,386.– | K | 448.– | K | 448.– | K | | 12 |
| Yonos GIGA-N 50/160-11/2-R1 | 11 | 6088940 | K | 11,597.– | K | 448.– | K | 448.– | K | | 12 |
| Yonos GIGA-N 50/200-18,5/2-R1 | 18.5 | 6088942 | K | 14,498.– | K | 435.– | K | 435.– | K | | 12 |
| Yonos GIGA-N 50/200-22/2-R1 | 22 | 6088944 | K | 16,465.– | K | 435.– | K | 435.– | K | | 12 |
| Yonos GIGA-N 65/125-5,5/2-R1 | 5.5 | 6088948 | K | 8,261.– | K | 378.– | K | 378.– | K | | 12 |
| Yonos GIGA-N 65/125-7,5/2-R1 | 7.5 | 6088950 | K | 9,245.– | K | 378.– | K | 378.– | K | | 12 |
| Yonos GIGA-N 65/125-11/2-R1 | 11 | 6088952 | K | 11,423.– | K | 378.– | K | 378.– | K | | 12 |
| Yonos GIGA-N 65/160-7,5/2-R1 | 7.5 | 6088954 | K | 9,422.– | K | 420.– | K | 420.– | K | | 12 |
| Yonos GIGA-N 65/160-11/2-R1 | 11 | 6088956 | K | 11,602.– | K | 420.– | K | 420.– | K | | 12 |
| Yonos GIGA-N 65/160-15/2-R1 | 15 | 6088958 | K | 12,728.– | K | 420.– | K | 420.– | K | | 12 |
| Yonos GIGA-N 65/160-18,5/2-R1 | 18.5 | 6088960 | K | 14,298.– | K | 420.– | K | 420.– | K | | 12 |
| Yonos GIGA-N 65/200-11/2-R1 | 11 | 6088962 | K | 12,615.– | K | 472.– | K | 472.– | K | | 12 |
| Yonos GIGA-N 65/200-15/2-R1 | 15 | 6088964 | K | 13,791.– | K | 472.– | K | 472.– | K | | 12 |
| Yonos GIGA-N 65/200-18,5/2-R1 | 18.5 | 6088966 | K | 15,377.– | K | 472.– | K | 472.– | K | | 12 |
| Yonos GIGA-N 65/200-22/2-R1 | 22 | 6088968 | K | 17,083.– | K | 472.– | K | 472.– | K | | 12 |
| Yonos GIGA-N 80/160-11/2-R1 | 11 | 6088970 | K | 12,874.– | K | 470.– | K | 470.– | K | | 12 |
| Yonos GIGA-N 80/160-15/2-R1 | 15 | 6088972 | K | 13,892.– | K | 470.– | K | 470.– | K | | 12 |
| Yonos GIGA-N 80/160-18,5/2-R1 | 18.5 | 6088974 | K | 15,784.– | K | 470.– | K | 470.– | K | | 12 |
| Yonos GIGA-N 80/160-22/2-R1 | 22 | 6088976 | K | 17,692.– | K | 470.– | K | 470.– | K | | 12 |
| Yonos GIGA-N 80/200-5,5/4-R1 | 5.5 | 6089032 | K | 9,771.– | K | 647.– | K | 647.– | A | | 13 |
| Yonos GIGA-N 80/200-7,5/4-R1 | 7.5 | 6089034 | K | 10,768.– | K | 647.– | K | 647.– | A | | 13 |

Price group: PG4

| Ordering information (2-pole) without spacer coupling | | | | | | | | | | | |
|---|---|---|---|---|---|---|---|---|---|---|---|
| Type | Rated power | Art. no. | | | | Red brass impeller (L1 version) | | Stainless steel impeller (L4 version) | | –S1 | GRD group |
| | $P_2$ kW | | | EUR | | | | | | | |
| Yonos GIGA-N 32/160-5,5/2-P5-R1 | 5.5 | 6088911 | A | 7,859.– | K | | K | | K | | 12 |
| Yonos GIGA-N 32/200-5,5/2-P5-R1 | 5.5 | 6088913 | A | 7,958.– | K | | K | | K | | 12 |
| Yonos GIGA-N 32/200-7,5/2-P5-R1 | 7.5 | 6088915 | A | 8,792.– | K | | K | | K | | 12 |
| Yonos GIGA-N 40/125-5,5/2-P5-R1 | 5.5 | 6088923 | A | 7,976.– | K | | K | | K | | 12 |

= ready for delivery, L = supply availability, C = approx. 2 weeks, K = approx. 4 weeks, AX = up to 16 weeks delivery time, please inquire for every order, A = on request, = please contact Wilo
Subject to change – all prices do not include VAT. Our General Terms of Delivery and Service apply (see www.wilo.com/legal) – valid from 01/01/2022 in Germany.

Price group: PG4

| Ordering information (2-pole) without spacer coupling | | | | | | | | | | | |
|---|---|---|---|---|---|---|---|---|---|---|---|
| Type | Rated power | Art. no. | | | | Red brass impeller (L1 version) | | Stainless steel impeller (L4 version) | | –S1 | GRD group |
| | $P_2$ kW | | | EUR | | | | | | | |
| Yonos GIGA-N 40/160-5,5/2-P5-R1 | 5.5 | 6088983 | A | 8,171.– | K | ✆ | K | ✆ | K | ✆ | 12 |
| Yonos GIGA-N 40/160-7,5/2-P5-R1 | 7.5 | 6088985 | A | 9,150.– | K | ✆ | K | ✆ | K | ✆ | 12 |
| Yonos GIGA-N 40/160-11/2-P5-R1 | 11 | 6088987 | A | 11,246.– | K | ✆ | K | ✆ | K | ✆ | 12 |
| Yonos GIGA-N 40/200-7,5/2-P5-R1 | 7.5 | 6088925 | A | 9,299.– | K | ✆ | K | ✆ | K | ✆ | 12 |
| Yonos GIGA-N 40/200-15/2-P5-R1 | 15 | 6088927 | A | 12,341.– | K | ✆ | K | ✆ | K | ✆ | 12 |
| Yonos GIGA-N 50/125-5,5/2-P5-R1 | 5.5 | 6088933 | A | 8,331.– | K | ✆ | K | ✆ | K | ✆ | 12 |
| Yonos GIGA-N 50/125-7,5/2-P5-R1 | 7.5 | 6088935 | A | 9,351.– | K | ✆ | K | ✆ | K | ✆ | 12 |
| Yonos GIGA-N 50/160-5,5/2-P5-R1 | 5.5 | 6088937 | A | 8,098.– | K | ✆ | K | ✆ | K | ✆ | 12 |
| Yonos GIGA-N 50/160-7,5/2-P5-R1 | 7.5 | 6088939 | A | 9,105.– | K | ✆ | K | ✆ | K | ✆ | 12 |
| Yonos GIGA-N 50/160-11/2-P5-R1 | 11 | 6088941 | A | 11,315.– | K | ✆ | K | ✆ | K | ✆ | 12 |
| Yonos GIGA-N 50/200-18,5/2-P5-R1 | 18.5 | 6088943 | A | 14,217.– | K | ✆ | K | ✆ | K | ✆ | 12 |
| Yonos GIGA-N 50/200-22/2-P5-R1 | 22 | 6088945 | A | 16,146.– | K | ✆ | K | ✆ | K | ✆ | 12 |
| Yonos GIGA-N 65/125-5,5/2-P5-R1 | 5.5 | **6088949** | A | 7,977.– | K | ✆ | K | ✆ | K | ✆ | 12 |
| Yonos GIGA-N 65/125-7,5/2-P5-R1 | 7.5 | 6088951 | A | 8,964.– | K | ✆ | K | ✆ | K | ✆ | 12 |
| Yonos GIGA-N 65/125-11/2-P5-R1 | 11 | 6088953 | A | 11,142.– | K | ✆ | K | ✆ | K | ✆ | 12 |
| Yonos GIGA-N 65/160-7,5/2-P5-R1 | 7.5 | 6088955 | A | 9,139.– | K | ✆ | K | ✆ | K | ✆ | 12 |
| Yonos GIGA-N 65/160-11/2-P5-R1 | 11 | 6088957 | A | 11,320.– | K | ✆ | K | ✆ | K | ✆ | 12 |
| Yonos GIGA-N 65/160-15/2-P5-R1 | 15 | 6088959 | A | 12,445.– | K | ✆ | K | ✆ | K | ✆ | 12 |
| Yonos GIGA-N 65/160-18,5/2-P5-R1 | 18.5 | 6088961 | A | 14,016.– | K | ✆ | K | ✆ | K | ✆ | 12 |
| Yonos GIGA-N 65/200-11/2-P5-R1 | 11 | 6088963 | A | 12,332.– | K | ✆ | K | ✆ | K | ✆ | 12 |
| Yonos GIGA-N 65/200-15/2-P5-R1 | 15 | 6088965 | A | 13,510.– | K | ✆ | K | ✆ | K | ✆ | 12 |
| Yonos GIGA-N 65/200-18,5/2-P5-R1 | 18.5 | 6088967 | A | 15,096.– | K | ✆ | K | ✆ | K | ✆ | 12 |
| Yonos GIGA-N 65/200-22/2-P5-R1 | 22 | 6088969 | A | 16,762.– | K | ✆ | K | ✆ | K | ✆ | 12 |
| Yonos GIGA-N 80/160-11/2-P5-R1 | 11 | 6088971 | A | 12,591.– | K | ✆ | K | ✆ | K | ✆ | 12 |
| Yonos GIGA-N 80/160-15/2-P5-R1 | 15 | 6088973 | A | 13,611.– | K | ✆ | K | ✆ | K | ✆ | 12 |
| Yonos GIGA-N 80/160-18,5/2-P5-R1 | 18.5 | 6088975 | A | 15,503.– | K | ✆ | K | ✆ | K | ✆ | 12 |
| Yonos GIGA-N 80/160-22/2-P5-R1 | 22 | 6088977 | A | 17,372.– | K | ✆ | K | ✆ | K | ✆ | 12 |

Price group: PG4

| Ordering information (4-pole) with spacer coupling | | | | | | | | | | | |
|---|---|---|---|---|---|---|---|---|---|---|---|
| Type | Rated power | Art. no. | | | | Red brass impeller (L1 version) | | Stainless steel impeller (L4 version) | | –S1 | GRD group |
| | $P_2$ kW | | | EUR | | EUR | | EUR | | | |
| Yonos GIGA-N 100/200-5,5/4-R1 | 5.5 | 6088988 | K | 10,658.– | K | 714.– | K | 714.– | A | ✆ | 13 |
| Yonos GIGA-N 100/200-7,5/4-R1 | 7.5 | 6088990 | K | 11,682.– | K | 714.– | K | 714.– | A | ✆ | 13 |
| Yonos GIGA-N 100/250-5,5/4-R1 | 5.5 | 6088992 | K | 12,519.– | K | 865.– | K | 865.– | A | ✆ | 13 |
| Yonos GIGA-N 100/250-7,5/4-R1 | 7.5 | 6088994 | K | 12,302.– | K | 865.– | K | 865.– | A | ✆ | 13 |
| Yonos GIGA-N 100/250-11/4-R1 | 11 | 6088996 | K | 14,129.– | K | 865.– | K | 865.– | A | ✆ | 13 |
| Yonos GIGA-N 100/250-15/4-R1 | 15 | 6088998 | K | 15,520.– | K | 865.– | K | 865.– | A | ✆ | 13 |
| Yonos GIGA-N 125/200-5,5/4-R1 | 5.5 | 6089000 | K | 11,069.– | K | 711.– | K | 711.– | A | ✆ | 13 |
| Yonos GIGA-N 125/200-7,5/4-R1 | 7.5 | 6089002 | K | 12,019.– | K | 711.– | K | 711.– | A | ✆ | 13 |
| Yonos GIGA-N 125/200-11/4-R1 | 11 | 6089004 | K | 14,078.– | K | 711.– | K | 711.– | A | ✆ | 13 |

= ready for delivery, L = supply availability, C = approx. 2 weeks, K = approx. 4 weeks, AX = up to 16 weeks delivery time, please inquire for every order, A = on request, ✆ = please contact Wilo
Subject to change – all prices do not include VAT. Our General Terms of Delivery and Service apply (see www.wilo.com/legal) – valid from 01/01/2022 in Germany.

Price group: PG4

| Ordering information (4-pole) with spacer coupling | | | | | | | | | | | |
|---|---|---|---|---|---|---|---|---|---|---|---|
| Type | Rated power | Art. no. | | | | Red brass impeller (L1 version) | | Stainless steel impeller (L4 version) | | -S1 | GRD group |
| | $P_2$ kW | | | EUR | | EUR | | EUR | | | |
| Yonos GIGA-N 125/200-15/4-R1 | 15 | 6089006 | K | 15,167.- | K | 711.- | K | 711.- | A | | 13 |
| Yonos GIGA-N 125/250-7,5/4-R1 | 7.5 | 6089008 | K | 14,388.- | K | 892.- | K | 892.- | A | | 13 |
| Yonos GIGA-N 125/250-11/4-R1 | 11 | 6089010 | K | 14,842.- | K | 892.- | K | 892.- | A | | 13 |
| Yonos GIGA-N 125/250-15/4-R1 | 15 | 6089012 | K | 16,243.- | K | 892.- | K | 892.- | A | | 13 |
| Yonos GIGA-N 125/250-18,5/4-R1 | 18.5 | 6089014 | K | 18,321.- | K | 892.- | K | 892.- | A | | 13 |
| Yonos GIGA-N 125/250-22/4-R1 | 22 | 6089016 | K | 18,623.- | K | 892.- | K | 892.- | A | | 13 |
| Yonos GIGA-N 150/200-7,5/4-R1 | 7.5 | 6089018 | K | 14,733.- | K | 923.- | K | 923.- | A | | 13 |
| Yonos GIGA-N 150/200-11/4-R1 | 11 | 6089020 | K | 16,433.- | K | 923.- | K | 923.- | A | | 13 |
| Yonos GIGA-N 150/200-15/4-R1 | 15 | 6089022 | K | 17,796.- | K | 923.- | K | 923.- | A | | 13 |
| Yonos GIGA-N 150/250-11/4-R1 | 11 | 6089024 | K | 18,026.- | K | 1,224.- | K | 1,224.- | A | | 14 |
| Yonos GIGA-N 150/250-15/4-R1 | 15 | 6089026 | K | 18,901.- | K | 1,224.- | K | 1,224.- | A | | 14 |
| Yonos GIGA-N 150/250-18,5/4-R1 | 18.5 | 6089028 | K | 20,994.- | K | 1,224.- | K | 1,224.- | A | | 14 |
| Yonos GIGA-N 150/250-22/4-R1 | 22 | 6089030 | K | 23,034.- | K | 1,224.- | K | 1,224.- | A | | 14 |

Price group: PG4

| Ordering information (4-pole) without spacer coupling | | | | | | | | | | | |
|---|---|---|---|---|---|---|---|---|---|---|---|
| Type | Rated power | Art. no. | | | | Red brass impeller (L1 version) | | Stainless steel impeller (L4 version) | | -S1 | GRD group |
| | $P_2$ kW | | | EUR | | | | | | | |
| Yonos GIGA-N 80/200-5,5/4-P5-R1 | 5.5 | 6089033 | A | 9,489.- | K | | K | | A | | 13 |
| Yonos GIGA-N 80/200-7,5/4-P5-R1 | 7.5 | 6089035 | A | 10,486.- | K | | K | | A | | 13 |
| Yonos GIGA-N 100/200-5,5/4-P5-R1 | 5.5 | 6088989 | A | 10,377.- | K | | K | | A | | 13 |
| Yonos GIGA-N 100/200-7,5/4-P5-R1 | 7.5 | 6088991 | A | 11,400.- | K | | K | | A | | 13 |
| Yonos GIGA-N 100/250-5,5/4-P5-R1 | 5.5 | 6088993 | A | 12,236.- | K | | K | | A | | 13 |
| Yonos GIGA-N 100/250-7,5/4-P5-R1 | 7.5 | 6088995 | A | 12,020.- | K | | K | | A | | 13 |
| Yonos GIGA-N 100/250-11/4-P5-R1 | 11 | 6088997 | A | 13,847.- | K | | K | | A | | 13 |
| Yonos GIGA-N 100/250-15/4-P5-R1 | 15 | 6088999 | A | 15,238.- | K | | K | | A | | 13 |
| Yonos GIGA-N 125/200-5,5/4-P5-R1 | 5.5 | 6089001 | A | 10,787.- | K | | K | | A | | 13 |
| Yonos GIGA-N 125/200-7,5/4-P5-R1 | 7.5 | 6089003 | A | 11,737.- | K | | K | | A | | 13 |
| Yonos GIGA-N 125/200-11/4-P5-R1 | 11 | 6089005 | A | 13,797.- | K | | K | | A | | 13 |
| Yonos GIGA-N 125/200-15/4-P5-R1 | 15 | 6089007 | A | 14,886.- | K | | K | | A | | 13 |
| Yonos GIGA-N 125/250-7,5/4-P5-R1 | 7.5 | 6089009 | A | 14,108.- | K | | K | | A | | 13 |
| Yonos GIGA-N 125/250-11/4-P5-R1 | 11 | 6089011 | A | 14,560.- | K | | K | | A | | 13 |
| Yonos GIGA-N 125/250-15/4-P5-R1 | 15 | 6089013 | A | 15,962.- | K | | K | | A | | 13 |
| Yonos GIGA-N 125/250-18,5/4-P5-R1 | 18.5 | 6089015 | A | 18,000.- | K | | K | | A | | 13 |
| Yonos GIGA-N 125/250-22/4-P5-R1 | 22 | 6089017 | A | 18,301.- | K | | K | | A | | 13 |
| Yonos GIGA-N 150/200-7,5/4-P5-R1 | 7.5 | 6089019 | A | 14,450.- | K | | K | | A | | 13 |
| Yonos GIGA-N 150/200-11/4-P5-R1 | 11 | 6089021 | A | 16,150.- | K | | K | | A | | 13 |
| Yonos GIGA-N 150/200-15/4-P5-R1 | 15 | 6089023 | A | 17,515.- | K | | K | | A | | 13 |
| Yonos GIGA-N 150/250-11/4-P5-R1 | 11 | 6089025 | A | 17,742.- | K | | K | | A | | 14 |
| Yonos GIGA-N 150/250-15/4-P5-R1 | 15 | 6089027 | A | 18,619.- | K | | K | | A | | 14 |
| Yonos GIGA-N 150/250-18,5/4-P5-R1 | 18.5 | 6089029 | A | 20,673.- | K | | K | | A | | 14 |
| Yonos GIGA-N 150/250-22/4-P5-R1 | 22 | 6089031 | A | 22,713.- | K | | K | | A | | 14 |

= ready for delivery, L = supply availability, C = approx. 2 weeks, K = approx. 4 weeks, AX = up to 16 weeks delivery time, please inquire for every order, A = on request, = please contact Wilo
Subject to change – all prices do not include VAT. Our General Terms of Delivery and Service apply (see www.wilo.com/legal) – valid from 01/01/2022 in Germany.



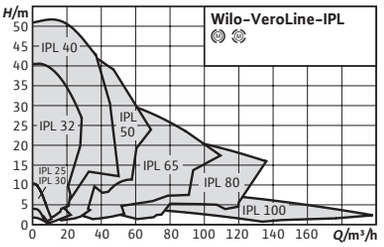


| Accessories | Page |
|---|---|
| Wall fixation/installation on a base | 211 |
| Motor protection | 257 |
| Pump control CC-HVAC | 230 |
| Pump control SC/FC-HVAC | 239 |
| Mechanical seals | 268 |

## Wilo-VeroLine-IPL

### Construction
Glanded pump in in-line design with screwed connection or flange connection

### Application
Pumping of heating water (acc. to VDI 2035), cold water and water/glycol mixtures without abrasive substances in heating, cold water and cooling systems.

### Scope of delivery
- → Pump
- → Installation and operating instructions

### Options
- → ...-H4 variant with PN6/10 flanges (at additional charge)
- → ...-H5 variant with PN16 housing (at additional charge)
- → Other voltages and frequencies as well as ATEX approval on request

### Your advantages
- → High standard of corrosion protection thanks to cataphoretic coating
- → Standard condensate drainage holes in the motor housings and lanterns
- → Series design: motor with one-piece shaft
- → Version N: Standard motor V1 with stainless steel plug shaft
- → Bidirectional, force-flushed mechanical seal

### Notice
- → Motors with an energy efficiency class of IE3 for motors ≥ 0.75 kW

### General notes – ErP (Ecodesign) Directive
The minimum efficiency index, MEI, of the pump series is ≥0.4. For detailed information on the MEI values of the individual pump types, see: Wilo Online Catalogue, available at www.wilo.com

**Price group: PG3**

| Ordering information (2-pole types) | | | | | | | | | | Additional charge | | |
|---|---|---|---|---|---|---|---|---|---|---|---|---|
| Type | Motor efficiency class | Nominal flange diameter | Port-to-port length | Rated power | Net weight, approx. | Art. no. | | | | PN 16 housing (H5 version) | | GRD group |
| | | | *L0* mm | $P_2$ kW | *m* kg | | 🚚 | EUR | 🚚 | EUR | | |
| **VeroLine-IPL 25/70-0,12/2** | IE2 | G 1½ | 180 | 0.12 | 7 | 2089569 | L | **487.–** | K | **440.–** | | 10 |
| **VeroLine-IPL 25/80-0,12/2** | IE2 | G 1½ | 180 | 0.12 | 7 | 2089570 | L | **487.–** | K | **440.–** | | 10 |
| **VeroLine-IPL 25/85-0,18/2** | IE2 | G 1½ | 180 | 0.18 | 9 | 2089571 | L | **548.–** | K | **440.–** | | 10 |
| **VeroLine-IPL 25/90-0,25/2** | IE2 | G 1½ | 180 | 0.25 | 9 | 2089572 | L | **666.–** | K | **440.–** | | 10 |
| **VeroLine-IPL 30/70-0,12/2** | IE2 | G 2 | 180 | 0.12 | 7 | 2089573 | L | **537.–** | K | **440.–** | | 10 |

🚚 = ready for delivery, L = supply availability, C = approx. 2 weeks, K = approx. 4 weeks, AX = up to 16 weeks delivery time, please inquire for every order, A = on request, 📞 = please contact Wilo
Subject to change – all prices do not include VAT. Our General Terms of Delivery and Service apply (see www.wilo.com/legal) – valid from 01/01/2022 in Germany.

Price group: PG3

| Ordering information (2-pole types) | | | | | | | | | | Additional charge | |
|---|---|---|---|---|---|---|---|---|---|---|---|
| Type | Motor efficiency class | Nominal flange diameter | Port-to-port length | Rated power | Net weight, approx. | Art. no. | | | | PN 16 housing (H5 version) | GRD group |
| | | | *L0* mm | $P_2$ kW | *m* kg | | | EUR | | EUR | |
| VeroLine-IPL 30/80-0,12/2 | IE2 | G 2 | 180 | 0.12 | 7 | 2089574 | L | 537.– | K | 440.– | 10 |
| VeroLine-IPL 30/85-0,18/2 | IE2 | G 2 | 180 | 0.18 | 9 | 2089575 | L | 582.– | K | 440.– | 10 |
| VeroLine-IPL 30/90-0,25/2 | IE2 | G 2 | 180 | 0.25 | 9 | 2089576 | L | 763.– | K | 440.– | 10 |
| VeroLine-IPL 32/85-0,37/2 | IE2 | DN 32 | 260 | 0.37 | 19 | 2150335 | L | 867.– | K | 440.– | 3 |
| VeroLine-IPL 32/95-0,55/2 | IE2 | DN 32 | 260 | 0.55 | 22 | 2150336 | L | 927.– | K | 440.– | 3 |
| VeroLine-IPL 32/105-0,75/2 | IE3 | DN 32 | 260 | 0.75 | 21 | 2152928 | L | 1,026.– | K | 440.– | 3 |
| VeroLine-IPL 32/125-1,1/2 | IE3 | DN 32 | 260 | 1.1 | 25 | 2152929 | L | 1,155.– | K | 440.– | 3 |
| VeroLine-IPL 32/135-1,1/2 | IE3 | DN 32 | 260 | 1.1 | 25 | 2152930 | L | 1,174.– | K | 440.– | 3 |
| VeroLine-IPL 32/135-1,5/2 | IE3 | DN 32 | 260 | 1.5 | 30 | 2152931 | L | 1,242.– | K | 440.– | 3 |
| VeroLine-IPL 32/165-3/2 | IE3 | DN 32 | 320 | 3 | 50 | 2121199 | L | 1,624.– | – | – | 4 |
| VeroLine-IPL 32/175-4/2 | IE3 | DN 32 | 320 | 4 | 57 | 2121200 | L | 1,977.– | – | – | 4 |
| VeroLine-IPL 40/75-0,12/2 | IE2 | DN 40 | 250 | 0.12 | 18 | 2155494 | L | 735.– | K | 448.– | 3 |
| VeroLine-IPL 40/90-0.37/2 | IE2 | DN 40 | 250 | 0.37 | 19 | 2089584 | L | 1,000.– | K | 448.– | 3 |
| VeroLine-IPL 40/115-0.55/2 | IE2 | DN 40 | 250 | 0.55 | 20 | 2089585 | L | 1,107.– | K | 448.– | 3 |
| VeroLine-IPL 40/120-1,5/2 | IE3 | DN 40 | 320 | 1.5 | 32 | 2121201 | L | 1,193.– | K | 448.– | 3 |
| VeroLine-IPL 40/130-2,2/2 | IE3 | DN 40 | 320 | 2.2 | 34 | 2121202 | L | 1,332.– | K | 448.– | 3 |
| VeroLine-IPL 40/150-3/2 | IE3 | DN 40 | 320 | 3 | 39 | 2121203 | L | 1,594.– | K | 448.– | 3 |
| VeroLine-IPL 40/160-4/2 | IE3 | DN 40 | 320 | 4 | 46 | 2121204 | L | 1,699.– | K | 448.– | 3 |
| VeroLine-IPL 40/165-4/2 | IE3 | DN 40 | 340 | 4 | 61 | 2121205 | L | 1,905.– | – | – | 4 |
| VeroLine-IPL 40/175-5,5/2 | IE3 | DN 40 | 340 | 5.5 | 75 | 2121206 | L | 2,463.– | – | – | 4 |
| VeroLine-IPL 40/195-7,5/2 | IE3 | DN 40 | 440 | 7.5 | 84 | 2121207 | L | 2,516.– | – | – | 5 |
| VeroLine-IPL 50/95-0,55/2 | IE2 | DN 50 | 280 | 0.55 | 21 | 2152442 | L | 1,241.– | K | 473.– | 3 |
| VeroLine-IPL 50/105-0,75/2 | IE3 | DN 50 | 280 | 0.75 | 23 | 2152934 | L | 1,321.– | K | 473.– | 3 |
| VeroLine-IPL 50/120-1,5/2 | IE3 | DN 50 | 340 | 1.5 | 36 | 2121209 | L | 1,357.– | K | 473.– | 3 |
| VeroLine-IPL 50/130-2,2/2 | IE3 | DN 50 | 340 | 2.2 | 36 | 2121210 | L | 1,441.– | K | 473.– | 3 |
| VeroLine-IPL 50/140-3/2 | IE3 | DN 50 | 340 | 3 | 42 | 2121211 | L | 1,616.– | K | 473.– | 3 |
| VeroLine-IPL 50/150-4/2 | IE3 | DN 50 | 340 | 4 | 48 | 2121212 | L | 1,718.– | K | 473.– | 3 |
| VeroLine-IPL 50/155-4/2 | IE3 | DN 50 | 340 | 4 | 66 | 2121213 | L | 1,931.– | – | – | 4 |
| VeroLine-IPL 50/165-5,5/2 | IE3 | DN 50 | 340 | 5.5 | 77 | 2121214 | L | 2,417.– | – | – | 5 |
| VeroLine-IPL 50/175-5,5/2 | IE3 | DN 50 | 340 | 5.5 | 77 | 2121215 | L | 2,417.– | – | – | 5 |
| VeroLine-IPL 50/175-7,5/2 | IE3 | DN 50 | 340 | 7.5 | 84 | 2121216 | L | 2,529.– | – | – | 5 |
| VeroLine-IPL 50/185-7,5/2 | IE3 | DN 50 | 440 | 7.5 | 86 | 2121217 | L | 2,529.– | – | – | 5 |
| VeroLine-IPL 65/110-2,2/2 | IE3 | DN 65 | 340 | 2.2 | 39 | 2121219 | L | 1,677.– | K | 496.– | 3 |
| VeroLine-IPL 65/115-1,5/2 | IE3 | DN 65 | 340 | 1.5 | 37 | 2121218 | L | 1,611.– | K | 496.– | 3 |
| VeroLine-IPL 65/120-3/2 | IE3 | DN 65 | 340 | 3 | 44 | 2121220 | L | 1,821.– | K | 496.– | 3 |
| VeroLine-IPL 65/130-4/2 | IE3 | DN 65 | 340 | 4 | 51 | 2121221 | L | 1,920.– | K | 496.– | 3 |
| VeroLine-IPL 65/145-5,5/2 | IE3 | DN 65 | 340 | 5.5 | 78 | 2121222 | L | 2,257.– | – | – | 5 |
| VeroLine-IPL 65/155-5,5/2 | IE3 | DN 65 | 340 | 5.5 | 78 | 2121223 | L | 2,257.– | – | – | 5 |
| VeroLine-IPL 65/155-7,5/2 | IE3 | DN 65 | 340 | 7.5 | 87 | 2121224 | L | 2,374.– | – | – | 5 |
| VeroLine-IPL 65/165-5,5/2 | IE3 | DN 65 | 430 | 5.5 | 81 | 2121225 | L | 2,567.– | – | – | 5 |
| VeroLine-IPL 65/175-5,5/2 | IE3 | DN 65 | 430 | 5.5 | 82 | 2121226 | L | 2,567.– | – | – | 5 |
| VeroLine-IPL 65/175-7,5/2 | IE3 | DN 65 | 430 | 7.5 | 89 | 2121227 | L | 2,687.– | – | – | 5 |
| VeroLine-IPL 80/105-3/2 | IE3 | DN 80 | 360 | 3 | 50 | 2121229 | L | 1,914.– | K | 516.– | 3 |
| VeroLine-IPL 80/110-4/2 | IE3 | DN 80 | 360 | 4 | 56 | 2121189 | L | 2,008.– | K | 516.– | 3 |
| VeroLine-IPL 80/115-2,2/2 | IE3 | DN 80 | 360 | 2.2 | 43 | 2121228 | L | 1,867.– | K | 516.– | 3 |

= ready for delivery, L = supply availability, C = approx. 2 weeks, K = approx. 4 weeks, AX = up to 16 weeks delivery time, please inquire for every order, A = on request, = please contact Wilo
Subject to change – all prices do not include VAT. Our General Terms of Delivery and Service apply (see www.wilo.com/legal) – valid from 01/01/2022 in Germany.

Price group: PG3

| Ordering information (2-pole types) | | | | | | | | | | Additional charge | | |
|---|---|---|---|---|---|---|---|---|---|---|---|---|
| Type | Motor efficiency class | Nominal flange diameter | Port-to-port length | Rated power | Net weight, approx. | Art. no. | | | | PN 16 housing (H5 version) | | GRD group |
| | | | *L0* mm | $P_2$ kW | *m* kg | | | EUR | | EUR | | |
| VeroLine-IPL 80/120-4/2 | IE3 | DN 80 | 360 | 4 | 56 | 2121230 | L | **2,008.–** | K | **516.–** | | 3 |
| VeroLine-IPL 80/145-5,5/2 | IE3 | DN 80 | 400 | 5.5 | 85 | 2121231 | L | **2,556.–** | – | **–** | | 5 |
| VeroLine-IPL 80/155-7,5/2 | IE3 | DN 80 | 400 | 7.5 | 94 | 2121232 | L | **2,614.–** | – | **–** | | 5 |

Price group: PG3

| Ordering information (4-pole types) | | | | | | | | | | Additional charge | | |
|---|---|---|---|---|---|---|---|---|---|---|---|---|
| Type | Motor efficiency class | Nominal flange diameter | Port-to-port length | Rated power | Net weight, approx. | Art. no. | | | | PN 16 housing (H5 version) | | GRD group |
| | | | *L0* mm | $P_2$ kW | *m* kg | | | EUR | | EUR | | |
| VeroLine-IPL 32/105-0,12/4 | IE2 | DN 32 | 260 | 0.12 | 18 | 2150342 | L | **812.–** | K | **440.–** | | 3 |
| VeroLine-IPL 32/135-0,25/4 | IE2 | DN 32 | 260 | 0.25 | 20 | 2150343 | L | **923.–** | K | **440.–** | | 3 |
| VeroLine-IPL 40/80-0,09/4 | IE2 | DN 40 | 250 | 0.09 | 14 | 2089695 | L | **656.–** | K | **448.–** | | 3 |
| VeroLine-IPL 40/110-0,12/4 | IE2 | DN 40 | 250 | 0.12 | 18 | 2089553 | L | **706.–** | K | **448.–** | | 3 |
| VeroLine-IPL 40/130-0.25/4 | IE2 | DN 40 | 320 | 0.25 | 22 | 2089554 | L | **944.–** | K | **448.–** | | 3 |
| VeroLine-IPL 40/160-0.37/4 | IE2 | DN 40 | 320 | 0.37 | 23 | 2089555 | L | **1,129.–** | K | **448.–** | | 3 |
| VeroLine-IPL 50/105-0,12/4 | IE2 | DN 50 | 280 | 0.12 | 20 | 2150344 | L | **929.–** | K | **473.–** | | 3 |
| VeroLine-IPL 50/120-0.25/4 | IE2 | DN 50 | 340 | 0.25 | 25 | 2112395 | L | **1,053.–** | K | **473.–** | | 3 |
| VeroLine-IPL 50/130-0.37/4 | IE2 | DN 50 | 340 | 0.37 | 26 | 2089557 | L | **1,157.–** | K | **473.–** | | 3 |
| VeroLine-IPL 50/160-0.55/4 | IE2 | DN 50 | 340 | 0.55 | 29 | 2089558 | L | **1,298.–** | K | **473.–** | | 3 |
| VeroLine-IPL 65/110-0,25/4 | IE2 | DN 65 | 340 | 0.25 | 27 | 2129203 | L | **1,237.–** | K | **496.–** | | 3 |
| VeroLine-IPL 65/120-0,37/4 | IE2 | DN 65 | 340 | 0.37 | 28 | 2129204 | L | **1,298.–** | K | **496.–** | | 3 |
| VeroLine-IPL 65/130-0,55/4 | IE2 | DN 65 | 340 | 0.55 | 31 | 2129205 | L | **1,328.–** | K | **496.–** | | 3 |
| VeroLine-IPL 80/120-0,55/4 | IE2 | DN 80 | 360 | 0.55 | 37 | 2129206 | L | **1,456.–** | K | **568.–** | | 3 |
| VeroLine-IPL 80/125-0,75/4 | IE3 | DN 80 | 360 | 0.75 | 41 | 2121190 | L | **1,587.–** | K | **568.–** | | 3 |
| VeroLine-IPL 80/140-1,1/4 | IE3 | DN 80 | 360 | 1.1 | 42 | 2121191 | L | **1,666.–** | K | **568.–** | | 3 |
| VeroLine-IPL 100/135-1,1/4 | IE3 | DN 100 | 500 | 1.1 | 69 | 2121192 | L | **1,988.–** | – | **–** | | 5 |
| VeroLine-IPL 100/145-1,5/4 | IE3 | DN 100 | 500 | 1.5 | 74 | 2121193 | L | **2,846.–** | – | **–** | | 5 |
| VeroLine-IPL 100/165-2,2/4 | IE3 | DN 100 | 500 | 2.2 | 89 | 2121194 | L | **3,042.–** | – | **–** | | 5 |
| VeroLine-IPL 100/175-3/4 | IE3 | DN 100 | 500 | 3 | 90 | 2121195 | L | **3,078.–** | – | **–** | | 5 |

Price group: PG3

| Ordering information (2-pole types, special mechanical seal for water-glycol mixture) | | | | | | | | | | Additional charge | | |
|---|---|---|---|---|---|---|---|---|---|---|---|---|
| Type | Motor efficiency class | Nominal flange diameter | Port-to-port length | Rated power | Net weight, approx. | Art. no. | | | | PN 16 housing (H5 version) | | GRD group |
| | | | *L0* mm | $P_2$ kW | *m* kg | | | EUR | | | | |
| VeroLine-IPL 25/70-0,12/2-S1 | IE2 | G 1½ | 180 | 0.12 | 7 | 2105565 | K | **524.–** | A | ✆ | | 10 |
| VeroLine-IPL 25/80-0,12/2-S1 | IE2 | G 1½ | 180 | 0.12 | 7 | 2086452 | K | **524.–** | A | ✆ | | 10 |
| VeroLine-IPL 25/85-0,18/2-S1 | IE2 | G 1½ | 180 | 0.18 | 9 | 2107015 | K | **586.–** | A | ✆ | | 10 |
| VeroLine-IPL 25/90-0,25/2-S1 | IE2 | G 1½ | 180 | 0.25 | 9 | 2097024 | K | **704.–** | A | ✆ | | 10 |
| VeroLine-IPL 30/70-0,12/2-S1 | IE2 | G 2 | 180 | 0.12 | 7 | 2163041 | K | **574.–** | A | ✆ | | 10 |
| VeroLine-IPL 30/80-0,12/2-S1 | IE2 | G 2 | 180 | 0.12 | 7 | 2117099 | K | **574.–** | A | ✆ | | 10 |
| VeroLine-IPL 30/85-0,18/2-S1 | IE2 | G 2 | 180 | 0.18 | 9 | 2087573 | K | **620.–** | A | ✆ | | 10 |
| VeroLine-IPL 30/90-0,25/2-S1 | IE2 | G 2 | 180 | 0.25 | 9 | 2097139 | K | **800.–** | A | ✆ | | 10 |
| VeroLine-IPL 32/85-0,37/2-S1 | IE2 | DN 32 | 260 | 0.37 | 19 | 2154981 | K | **904.–** | A | ✆ | | 3 |

= ready for delivery, L = supply availability, C = approx. 2 weeks, K = approx. 4 weeks, AX = up to 16 weeks delivery time, please inquire for every order, A = on request, ✆ = please contact Wilo
Subject to change – all prices do not include VAT. Our General Terms of Delivery and Service apply (see www.wilo.com/legal) – valid from 01/01/2022 in Germany.

**Price group: PG3**

| Ordering information (2-pole types, special mechanical seal for water-glycol mixture) | | | | | | | | | | Additional charge | |
|---|---|---|---|---|---|---|---|---|---|---|---|
| **Type** | **Motor efficiency class** | **Nominal flange diameter** | **Port-to-port length** | **Rated power** | **Net weight, approx.** | **Art. no.** | | | | **PN 16 housing (H5 version)** | **GRD group** |
| | | | *L0* mm | $P_2$ kW | *m* kg | | | EUR | | | |
| **VeroLine-IPL 32/95-0,55/2-S1** | IE2 | DN 32 | 260 | 0.55 | 22 | 2154982 | K | **964.–** | A | | 3 |
| **VeroLine-IPL 32/105-0,75/2-S1** | IE3 | DN 32 | 260 | 0.75 | 21 | 2164231 | K | **1,063.–** | A | | 3 |
| **VeroLine-IPL 32/125-1,1/2-S1** | IE3 | DN 32 | 260 | 1.1 | 25 | 2171142 | K | **1,193.–** | A | | 3 |
| **VeroLine-IPL 32/135-1,1/2-S1** | IE3 | DN 32 | 260 | 1.1 | 25 | 2171143 | K | **1,212.–** | A | | 3 |
| **VeroLine-IPL 32/135-1,5/2-S1** | IE3 | DN 32 | 260 | 1.5 | 30 | 2166983 | K | **1,280.–** | A | | 3 |
| **VeroLine-IPL 32/165-3/2-S1** | IE3 | DN 32 | 320 | 3 | 50 | 2171144 | K | **1,668.–** | A | | 4 |
| **VeroLine-IPL 32/175-4/2-S1** | IE3 | DN 32 | 320 | 4 | 57 | 2171145 | K | **2,021.–** | A | | 4 |
| **VeroLine-IPL 40/75-0,12/2-S1** | IE2 | DN 40 | 250 | 0.12 | 18 | 2161322 | K | **773.–** | A | | 3 |
| **VeroLine-IPL 40/90-0,37/2-S1** | IE2 | DN 40 | 250 | 0.37 | 19 | 2068872 | K | **1,037.–** | A | | 3 |
| **VeroLine-IPL 40/115-0,55/2-S1** | IE2 | DN 40 | 250 | 0.55 | 20 | 2070856 | K | **1,145.–** | A | | 3 |
| **VeroLine-IPL 40/120-1,5/2-S1** | IE3 | DN 40 | 320 | 1.5 | 32 | 2155447 | K | **1,230.–** | A | | 3 |
| **VeroLine-IPL 40/130-2,2/2-S1** | IE3 | DN 40 | 320 | 2.2 | 34 | 2171146 | K | **1,370.–** | A | | 3 |
| **VeroLine-IPL 40/150-3/2-S1** | IE3 | DN 40 | 320 | 3 | 39 | 2166988 | K | **1,632.–** | A | | 3 |
| **VeroLine-IPL 40/165-4/2-S1** | IE3 | DN 40 | 340 | 4 | 61 | 2171147 | K | **1,949.–** | A | | 4 |
| **VeroLine-IPL 40/175-5,5/2-S1** | IE3 | DN 40 | 340 | 5.5 | 75 | 2171148 | K | **2,508.–** | A | | 4 |
| **VeroLine-IPL 50/95-0,55/2-S1** | IE2 | DN 50 | 280 | 0.55 | 21 | 2154987 | K | **1,279.–** | A | | 3 |
| **VeroLine-IPL 50/105-0,75/2-S1** | IE3 | DN 50 | 280 | 0.75 | 23 | 2164232 | K | **1,358.–** | A | | 3 |
| **VeroLine-IPL 50/120-1,5/2-S1** | IE3 | DN 50 | 340 | 1.5 | 36 | 2166989 | K | **1,395.–** | A | | 3 |
| **VeroLine-IPL 50/130-2,2/2-S1** | IE3 | DN 50 | 340 | 2.2 | 36 | 2166995 | K | **1,479.–** | A | | 3 |
| **VeroLine-IPL 50/140-3/2-S1** | IE3 | DN 50 | 340 | 3 | 42 | 2166987 | K | **1,653.–** | A | | 3 |
| **VeroLine-IPL 50/150-4/2-S1** | IE3 | DN 50 | 340 | 4 | 48 | 2164225 | K | **1,755.–** | A | | 3 |
| **VeroLine-IPL 50/155-4/2-S1** | IE3 | DN 50 | 340 | 4 | 66 | 2167019 | K | **1,975.–** | A | | 4 |
| **VeroLine-IPL 50/165-5,5/2-S1** | IE3 | DN 50 | 340 | 5.5 | 77 | 2164251 | K | **2,469.–** | A | | 5 |
| **VeroLine-IPL 50/175-5,5/2-S1** | IE3 | DN 50 | 340 | 5.5 | 77 | 2171149 | A | | A | | 5 |
| **VeroLine-IPL 50/175-7,5/2-S1** | IE3 | DN 50 | 340 | 7.5 | 84 | 2157619 | K | **2,581.–** | A | | 5 |
| **VeroLine-IPL 50/185-7,5/2-S1** | IE3 | DN 50 | 440 | 7.5 | 86 | 2164245 | K | **2,581.–** | A | | 5 |
| **VeroLine-IPL 65/110-2,2/2-S1** | IE3 | DN 65 | 340 | 2.2 | 39 | 2164252 | K | **1,715.–** | A | | 3 |
| **VeroLine-IPL 65/115-1,5/2-S1** | IE3 | DN 65 | 340 | 1.5 | 37 | 2165991 | K | **1,649.–** | A | | 3 |
| **VeroLine-IPL 65/120-3/2-S1** | IE3 | DN 65 | 340 | 3 | 44 | 2166985 | K | **1,859.–** | A | | 3 |
| **VeroLine-IPL 65/130-4/2-S1** | IE3 | DN 65 | 340 | 4 | 51 | 2155245 | K | **1,957.–** | A | | 3 |
| **VeroLine-IPL 65/145-5,5/2-S1** | IE3 | DN 65 | 340 | 5.5 | 78 | 2167012 | K | **2,309.–** | A | | 5 |
| **VeroLine-IPL 65/155-5,5/2-S1** | IE3 | DN 65 | 340 | 5.5 | 78 | 2171151 | K | **2,309.–** | A | | 5 |
| **VeroLine-IPL 65/175-5,5/2-S1** | IE3 | DN 65 | 430 | 5.5 | 82 | 2171152 | K | **2,619.–** | A | | 5 |
| **VeroLine-IPL 65/175-7,5/2-S1** | IE3 | DN 65 | 430 | 7.5 | 89 | 2158794 | K | **2,739.–** | A | | 5 |
| **VeroLine-IPL 80/105-3/2-S1** | IE3 | DN 80 | 360 | 3 | 50 | 2164230 | K | **1,952.–** | A | | 3 |
| **VeroLine-IPL 80/110-4/2-S1** | IE3 | DN 80 | 360 | 4 | 56 | 2164228 | K | **2,046.–** | A | | 3 |
| **VeroLine-IPL 80/115-2,2/2-S1** | IE3 | DN 80 | 360 | 2.2 | 43 | 2171153 | K | **1,904.–** | A | | 3 |
| **VeroLine-IPL 80/120-4/2-S1** | IE3 | DN 80 | 360 | 4 | 56 | 2171154 | K | **2,046.–** | A | | 3 |
| **VeroLine-IPL 80/145-5,5/2-S1** | IE3 | DN 80 | 400 | 5.5 | 85 | 2171155 | K | **2,609.–** | A | | 5 |
| **VeroLine-IPL 80/155-7,5/2-S1** | IE3 | DN 80 | 400 | 7.5 | 94 | 2157695 | K | **2,667.–** | A | | 5 |

= ready for delivery, L = supply availability, C = approx. 2 weeks, K = approx. 4 weeks, AX = up to 16 weeks delivery time, please inquire for every order, A = on request, = please contact Wilo
Subject to change – all prices do not include VAT. Our General Terms of Delivery and Service apply (see www.wilo.com/legal) – valid from 01/01/2022 in Germany.

**Price group: PG3**

| Ordering information (4-pole types, special mechanical seal for water-glycol mixture) | | | | | | | | | | Additional charge | |
|---|---|---|---|---|---|---|---|---|---|---|---|
| **Type** | **Motor efficiency class** | **Nominal flange diameter** | **Port-to-port length** | **Rated power** | **Net weight, approx.** | **Art. no.** | | | | **PN 16 housing (H5 version)** | **GRD group** |
| | | | *L0* mm | $P_2$ kW | *m* kg | | | EUR | | | |
| **VeroLine-IPL 32/105-0,12/4-S1** | IE2 | DN 32 | 260 | 0.12 | 18 | 2154989 | K | **850.–** | A | ✆ | 3 |
| **VeroLine-IPL 32/135-0,25/4-S1** | IE2 | DN 32 | 260 | 0.25 | 20 | 2154990 | K | **960.–** | A | ✆ | 3 |
| **VeroLine-IPL 40/80-0,09/4-S1** | IE2 | DN 40 | 250 | 0.09 | 14 | 2104995 | K | **615.–** | A | ✆ | 3 |
| **VeroLine-IPL 40/110-0,12/4-S1** | IE2 | DN 40 | 250 | 0.12 | 18 | 2105902 | K | **743.–** | A | ✆ | 3 |
| **VeroLine-IPL 40/130-0,25/4-S1** | IE2 | DN 40 | 320 | 0.25 | 22 | 2082873 | K | **982.–** | A | ✆ | 3 |
| **VeroLine-IPL 40/160-0,37/4-S1** | IE2 | DN 40 | 320 | 0.37 | 23 | 2068674 | K | **1,166.–** | A | ✆ | 3 |
| **VeroLine-IPL 50/105-0,12/4-S1** | IE2 | DN 50 | 280 | 0.12 | 20 | 2154991 | K | **967.–** | A | ✆ | 3 |
| **VeroLine-IPL 50/120-0,25/4-S1** | IE2 | DN 50 | 340 | 0.25 | 25 | 2149508 | K | **1,090.–** | A | ✆ | 3 |
| **VeroLine-IPL 50/130-0,37/4-S1** | IE2 | DN 50 | 340 | 0.37 | 26 | 2057299 | K | **1,195.–** | A | ✆ | 3 |
| **VeroLine-IPL 50/160-0,55/4-S1** | IE2 | DN 50 | 340 | 0.55 | 29 | 2072144 | K | **1,336.–** | A | ✆ | 3 |
| **VeroLine-IPL 65/110-0,25/4-S1** | IE2 | DN 65 | 340 | 0.25 | 27 | 2146573 | K | **1,274.–** | A | ✆ | 3 |
| **VeroLine-IPL 65/120-0,37/4-S1** | IE2 | DN 65 | 340 | 0.37 | 28 | 2146204 | K | **1,336.–** | A | ✆ | 3 |
| **VeroLine-IPL 65/130-0,55/4-S1** | IE2 | DN 65 | 340 | 0.55 | 31 | 2147618 | K | **1,365.–** | A | ✆ | 3 |
| **VeroLine-IPL 80/120-0,55/4-S1** | IE3 | DN 80 | 360 | 1.1 | 37 | 2163222 | K | **1,493.–** | A | ✆ | 3 |
| **VeroLine-IPL 80/125-0,75/4-S1** | IE3 | DN 80 | 360 | 0.75 | 41 | 2171138 | K | **1,625.–** | A | ✆ | 3 |
| **VeroLine-IPL 80/140-1,1/4-S1** | IE3 | DN 80 | 360 | 1.1 | 42 | 2166981 | K | **1,703.–** | A | ✆ | 3 |
| **VeroLine-IPL 100/135-1,1/4-S1** | IE3 | DN 100 | 500 | 1.1 | 69 | 2171139 | K | **2,040.–** | A | ✆ | 5 |
| **VeroLine-IPL 100/145-1,5/4-S1** | IE3 | DN 100 | 500 | 1.5 | 74 | 2171140 | K | **2,898.–** | A | ✆ | 5 |
| **VeroLine-IPL 100/165-2,2/4-S1** | IE3 | DN 100 | 500 | 2.2 | 89 | 2171141 | K | **3,094.–** | A | ✆ | 5 |
| **VeroLine-IPL 100/175-3/4-S1** | IE3 | DN 100 | 500 | 3 | 90 | 2166980 | K | **3,131.–** | A | ✆ | 5 |

🚚 = ready for delivery, L = supply availability, C = approx. 2 weeks, K = approx. 4 weeks, AX = up to 16 weeks delivery time, please inquire for every order, A = on request, ✆ = please contact Wilo
Subject to change – all prices do not include VAT. Our General Terms of Delivery and Service apply (see www.wilo.com/legal) – valid from 01/01/2022 in Germany.



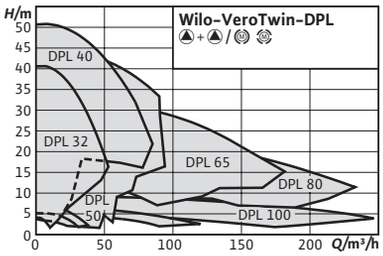


**Accessories** **Page**

Wall fixation/installation on a base 211
Motor protection 257
Pump control CC-HVAC 230
Pump control SC/FC-HVAC 239
Mechanical seals 268
Blind flanges 269



# Wilo-VeroTwin-DPL

## Construction
Glanded twin-head pump in in-line design with flange connection

## Application
Pumping of heating water (acc. to VDI 2035), cold water and water/glycol mixtures without abrasive substances in heating, cold water and cooling systems.

## Scope of delivery
- → Pump
- → Installation and operating instructions

## Options
- → ...-H5 variant with PN16 housing (at additional charge)
- → Other voltages and frequencies as well as ATEX approval on request

## Notice
- → Motors with an energy efficiency class of IE3 for motors ≥ 0.75 kW

## Your advantages
- → Reduction of space required and installation costs due to twin-head pump design
- → Main/standby mode or peak-load operation (by means of external auxiliary device)
- → High standard of corrosion protection thanks to cataphoretic coating
- → Series design: motor with one-piece shaft
- → Version N: standard motor B5 or V1 with stainless steel plug shaft

## General notes – ErP (Ecodesign) Directive
The minimum efficiency index, MEI, of the pump series is ≥0.4. For detailed information on the MEI values of the individual pump types, see: Wilo Online Catalogue, available at www.wilo.com

**Price group: PG3**

| Ordering information (2-pole types) | | | | | | | | | Additional charge | | | |
|---|---|---|---|---|---|---|---|---|---|---|---|---|
| Type | Motor efficiency class | Nominal flange diameter | Port-to-port length | Rated power | Net weight, approx. | Art. no. | | | | PN 16 housing (H5 version) | GRD group | Blind flange |
| | | | *L0* mm | $P_2$ kW | *m* kg | | 🚚 | EUR | 🚚 | EUR | | |
| **VeroTwin-DPL 32/85-0,37/2** | IE2 | DN 32 | 260 | 0.37 | 36 | 2150365 | L | **1,641.-** | K | **440.-** | 3 | F |
| **VeroTwin-DPL 32/95-0,55/2** | IE2 | DN 32 | 260 | 0.55 | 41 | 2150366 | L | **1,755.-** | K | **440.-** | 3 | F |
| **VeroTwin-DPL 32/105-0,75/2** | IE3 | DN 32 | 260 | 0.75 | 45 | 2121239 | C | **1,939.-** | K | **440.-** | 3 | F |

🚚 = ready for delivery, L = supply availability, C = approx. 2 weeks, K = approx. 4 weeks, AX = up to 16 weeks delivery time, please inquire for every order, A = on request, ✆ = please contact Wilo
Subject to change – all prices do not include VAT. Our General Terms of Delivery and Service apply (see www.wilo.com/legal) – valid from 01/01/2022 in Germany.

**Price group: PG3**

| Ordering information (2-pole types) | | | | | | | | | Additional charge | | | |
|---|---|---|---|---|---|---|---|---|---|---|---|---|
| **Type** | **Motor efficiency class** | **Nominal flange diameter** | **Port-to-port length** | **Rated power** | **Net weight, approx.** | **Art. no.** | | | | **PN 16 housing (H5 version)** | **GRD group** | **Blind flange** |
| | | | *L0* mm | $P_2$ kW | *m* kg | | | EUR | | EUR | | |
| **VeroTwin-DPL 32/125-1,1/2** | IE3 | DN 32 | 260 | 1.1 | 52 | 2121240 | L | **2,187.–** | K | **440.–** | 3 | F |
| **VeroTwin-DPL 32/135-1,1/2** | IE3 | DN 32 | 260 | 1.1 | 52 | 2121241 | C | **2,218.–** | K | **440.–** | 3 | F |
| **VeroTwin-DPL 32/135-1,5/2** | IE3 | DN 32 | 260 | 1.5 | 63 | 2155462 | C | **2,351.–** | K | **440.–** | 3 | F |
| **VeroTwin-DPL 32/165-3/2** | IE3 | DN 32 | 320 | 3 | 99 | 2121242 | C | **3,069.–** | – | **–** | 4 | B |
| **VeroTwin-DPL 32/175-4/2** | IE3 | DN 32 | 320 | 4 | 114 | 2121243 | C | **3,732.–** | – | **–** | 4 | B |
| **VeroTwin-DPL 40/75-0,12/2** | IE2 | DN 40 | 250 | 0.12 | 37 | 2157302 | C | **1,390.–** | K | **448.–** | 3 | G |
| **VeroTwin-DPL 40/90-0.37/2** | IE2 | DN 40 | 250 | 0.37 | 39 | 2089642 | L | **1,890.–** | K | **448.–** | 3 | G |
| **VeroTwin-DPL 40/115-0.55/2** | IE2 | DN 40 | 250 | 0.55 | 41 | 2089643 | L | **2,087.–** | K | **448.–** | 3 | G |
| **VeroTwin-DPL 40/120-1,5/2** | IE3 | DN 40 | 320 | 1.5 | 64 | 2121244 | L | **2,252.–** | K | **448.–** | 3 | F |
| **VeroTwin-DPL 40/130-2,2/2** | IE3 | DN 40 | 320 | 2.2 | 66 | 2121245 | L | **2,519.–** | K | **448.–** | 3 | F |
| **VeroTwin-DPL 40/150-3/2** | IE3 | DN 40 | 320 | 3 | 78 | 2121246 | C | **3,016.–** | K | **448.–** | 3 | F |
| **VeroTwin-DPL 40/160-4/2** | IE3 | DN 40 | 320 | 4 | 90 | 2121247 | C | **3,211.–** | K | **448.–** | 3 | F |
| **VeroTwin-DPL 40/165-4/2** | IE3 | DN 40 | 340 | 4 | 118 | 2121248 | C | **3,958.–** | K | **448.–** | 4 | B |
| **VeroTwin-DPL 40/175-5,5/2** | IE3 | DN 40 | 340 | 5.5 | 146 | 2121249 | C | **4,661.–** | – | **–** | 4 | B |
| **VeroTwin-DPL 40/195-7,5/2** | IE3 | DN 40 | 440 | 7.5 | 185 | 2121250 | C | **4,755.–** | – | **–** | 5 | C |
| **VeroTwin-DPL 50/95-0,55/2** | IE2 | DN 50 | 280 | 0.55 | 41 | 2152445 | C | **2,349.–** | K | **473.–** | 3 | G |
| **VeroTwin-DPL 50/105-0,75/2** | IE3 | DN 50 | 280 | 0.75 | 43 | 2155465 | L | **2,499.–** | K | **473.–** | 3 | G |
| **VeroTwin-DPL 50/120-1,5/2** | IE3 | DN 50 | 340 | 1.5 | 66 | 2121252 | L | **2,568.–** | – | **–** | 3 | F |
| **VeroTwin-DPL 50/130-2,2/2** | IE3 | DN 50 | 340 | 2.2 | 68 | 2121253 | C | **2,719.–** | – | **–** | 3 | F |
| **VeroTwin-DPL 50/140-3/2** | IE3 | DN 50 | 340 | 3 | 79 | 2121254 | C | **3,064.–** | – | **–** | 3 | F |
| **VeroTwin-DPL 50/150-4/2** | IE3 | DN 50 | 340 | 4 | 92 | 2121255 | C | **3,238.–** | – | **–** | 3 | F |
| **VeroTwin-DPL 50/155-4/2** | IE3 | DN 50 | 340 | 4 | 113 | 2121256 | C | **3,651.–** | – | **–** | 4 | A |
| **VeroTwin-DPL 50/165-5,5/2** | IE3 | DN 50 | 340 | 5.5 | 150 | 2121257 | C | **4,566.–** | – | **–** | 5 | B |
| **VeroTwin-DPL 50/175-5,5/2** | IE3 | DN 50 | 340 | 5.5 | 150 | 2121258 | C | **4,566.–** | – | **–** | 5 | B |
| **VeroTwin-DPL 50/175-7,5/2** | IE3 | DN 50 | 340 | 7.5 | 165 | 2121259 | C | **4,779.–** | – | **–** | 5 | B |
| **VeroTwin-DPL 50/185-7,5/2** | IE3 | DN 50 | 440 | 7.5 | 172 | 2121260 | C | **4,779.–** | – | **–** | 5 | C |
| **VeroTwin-DPL 65/110-2,2/2** | IE3 | DN 65 | 340 | 2.2 | 76 | 2121262 | L | **3,168.–** | – | **–** | 3 | F |

= ready for delivery, L = supply availability, C = approx. 2 weeks, K = approx. 4 weeks, AX = up to 16 weeks delivery time, please inquire for every order, A = on request, = please contact Wilo
Subject to change – all prices do not include VAT. Our General Terms of Delivery and Service apply (see www.wilo.com/legal) – valid from 01/01/2022 in Germany.

Price group: PG3

| Ordering information (2-pole types) | | | | | | | | | Additional charge | | | |
|---|---|---|---|---|---|---|---|---|---|---|---|---|
| Type | Motor efficiency class | Nominal flange diameter | Port-to-port length | Rated power | Net weight, approx. | Art. no. | | | | PN 16 housing (H5 version) | GRD group | Blind flange |
| | | | *L0* mm | $P_2$ kW | *m* kg | | | EUR | | EUR | | |
| **VeroTwin-DPL 65/115-1,5/2** | IE3 | DN 65 | 340 | 1.5 | 72 | 2121261 | L | **3,046.–** | K | **496.–** | 3 | H |
| **VeroTwin-DPL 65/120-3/2** | IE3 | DN 65 | 340 | 3 | 87 | 2121263 | L | **3,442.–** | – | **–** | 3 | F |
| **VeroTwin-DPL 65/130-4/2** | IE3 | DN 65 | 340 | 4 | 100 | 2121264 | L | **3,626.–** | – | **–** | 3 | F |
| **VeroTwin-DPL 65/145-5,5/2** | IE3 | DN 65 | 340 | 5.5 | 153 | 2121265 | C | **4,270.–** | – | **–** | 5 | A |
| **VeroTwin-DPL 65/155-5,5/2** | IE3 | DN 65 | 340 | 5.5 | 154 | 2121266 | C | **4,270.–** | – | **–** | 5 | A |
| **VeroTwin-DPL 65/155-7,5/2** | IE3 | DN 65 | 340 | 7.5 | 170 | 2121267 | C | **4,495.–** | – | **–** | 5 | A |
| **VeroTwin-DPL 65/165-5,5/2** | IE3 | DN 65 | 430 | 5.5 | 171 | 2121268 | C | **4,853.–** | – | **–** | 5 | B |
| **VeroTwin-DPL 65/175-5,5/2** | IE3 | DN 65 | 430 | 5.5 | 171 | 2121269 | C | **4,853.–** | – | **–** | 5 | B |
| **VeroTwin-DPL 65/175-7,5/2** | IE3 | DN 65 | 430 | 7.5 | 186 | 2121270 | C | **5,075.–** | – | **–** | 5 | B |
| **VeroTwin-DPL 80/105-3/2** | IE3 | DN 80 | 360 | 3 | 90 | 2121272 | C | **3,621.–** | – | **–** | 3 | F |
| **VeroTwin-DPL 80/110-4/2** | IE3 | DN 80 | 360 | 4 | 103 | 2121273 | C | **3,800.–** | – | **–** | 3 | F |
| **VeroTwin-DPL 80/115-2,2/2** | IE3 | DN 80 | 360 | 2.2 | 80 | 2121271 | L | **3,529.–** | K | **516.–** | 3 | H |
| **VeroTwin-DPL 80/120-4/2** | IE3 | DN 80 | 360 | 4 | 103 | 2155463 | C | **3,800.–** | – | **–** | 3 | F |
| **VeroTwin-DPL 80/120-5,5/2** | IE3 | DN 80 | 360 | 5.5 | 109 | 2155464 | C | **4,439.–** | – | **–** | 3 | F |
| **VeroTwin-DPL 80/145-5,5/2** | IE3 | DN 80 | 400 | 5.5 | 168 | 2121274 | C | **4,829.–** | – | **–** | 5 | A |
| **VeroTwin-DPL 80/155-7,5/2** | IE3 | DN 80 | 400 | 7.5 | 185 | 2121275 | L | **4,942.–** | – | **–** | 5 | A |

Price group: PG3

| Ordering information (4-pole types) | | | | | | | | | Additional charge | | | |
|---|---|---|---|---|---|---|---|---|---|---|---|---|
| Type | Motor efficiency class | Nominal flange diameter | Port-to-port length | Rated power | Net weight, approx. | Art. no. | | | | PN 16 housing (H5 version) | GRD group | Blind flange |
| | | | *L0* mm | $P_2$ kW | *m* kg | | | EUR | | EUR | | |
| **VeroTwin-DPL 32/105-0,12/4** | IE2 | DN 32 | 260 | 0.12 | 34 | 2150372 | C | **1,626.–** | K | **440.–** | 3 | F |
| **VeroTwin-DPL 32/135-0,25/4** | IE2 | DN 32 | 260 | 0.25 | 35 | 2150373 | L | **1,842.–** | K | **440.–** | 3 | F |
| **VeroTwin-DPL 40/130-0.25/4** | IE2 | DN 40 | 320 | 0.25 | 42 | 2089620 | L | **1,890.–** | K | **448.–** | 3 | F |
| **VeroTwin-DPL 40/160-0.37/4** | IE2 | DN 40 | 320 | 0.37 | 44 | 2089621 | L | **2,261.–** | K | **448.–** | 3 | F |
| **VeroTwin-DPL 50/105-0,12/4** | IE2 | DN 50 | 280 | 0.12 | 37 | 2150374 | C | **2,044.–** | K | **473.–** | 3 | G |
| **VeroTwin-DPL 50/130-0.37/4** | IE2 | DN 50 | 340 | 0.37 | 46 | 2089623 | L | **2,317.–** | – | **–** | 3 | F |
| **VeroTwin-DPL 50/160-0.55/4** | IE2 | DN 50 | 340 | 0.55 | 53 | 2089624 | L | **2,597.–** | – | **–** | 3 | F |

= ready for delivery, L = supply availability, C = approx. 2 weeks, K = approx. 4 weeks, AX = up to 16 weeks delivery time, please inquire for every order, A = on request, = please contact Wilo
Subject to change – all prices do not include VAT. Our General Terms of Delivery and Service apply (see www.wilo.com/legal) – valid from 01/01/2022 in Germany.

Price group: PG3

| Ordering information (4-pole types) | | | | | | | | | Additional charge | | | |
|---|---|---|---|---|---|---|---|---|---|---|---|---|
| Type | Motor efficiency class | Nominal flange diameter | Port-to-port length | Rated power | Net weight, approx. | Art. no. | | | | PN 16 housing (H5 version) | GRD group | Blind flange |
| | | | *L0* mm | $P_2$ kW | *m* kg | | | EUR | | EUR | | |
| **VeroTwin-DPL 65/110-0,25/4** | IE2 | DN 65 | 340 | 0.25 | 51 | 2133205 | C | **2,472.–** | – | – | 3 | F |
| **VeroTwin-DPL 65/120-0,37/4** | IE2 | DN 65 | 340 | 0.37 | 53 | 2133206 | L | **2,593.–** | – | – | 3 | F |
| **VeroTwin-DPL 65/130-0,55/4** | IE2 | DN 65 | 340 | 0.55 | 61 | 2133207 | L | **2,646.–** | – | – | 3 | F |
| **VeroTwin-DPL 80/120-0,55/4** | IE2 | DN 80 | 360 | 0.55 | 64 | 2133208 | C | **2,908.–** | – | – | 3 | F |
| **VeroTwin-DPL 80/125-0,75/4** | IE3 | DN 80 | 360 | 0.75 | 59 | 2121233 | C | **3,171.–** | – | – | 3 | F |
| **VeroTwin-DPL 80/140-1,1/4** | IE3 | DN 80 | 360 | 1.1 | 75 | 2121234 | L | **3,325.–** | – | – | 3 | F |
| **VeroTwin-DPL 100/135-1,1/4** | IE3 | DN 100 | 500 | 1.1 | 135 | 2121235 | C | **3,975.–** | – | – | 5 | B |
| **VeroTwin-DPL 100/145-1,5/4** | IE3 | DN 100 | 500 | 1.5 | 145 | 2121236 | C | **5,695.–** | – | – | 5 | B |
| **VeroTwin-DPL 100/165-2,2/4** | IE3 | DN 100 | 500 | 2.2 | 173 | 2121237 | L | **6,088.–** | – | – | 5 | B |
| **VeroTwin-DPL 100/175-3/4** | IE3 | DN 100 | 500 | 3 | 176 | 2121238 | C | **6,156.–** | – | – | 5 | B |

Price group: PG3

| Ordering information (2-pole types, special mechanical seal for water-glycol mixture) | | | | | | | | | Additional charge | | | |
|---|---|---|---|---|---|---|---|---|---|---|---|---|
| Type | Motor efficiency class | Nominal flange diameter | Port-to-port length | Rated power | Net weight, approx. | Art. no. | | | | PN 16 housing (H5 version) | GRD group | Blind flange |
| | | | *L0* mm | $P_2$ kW | *m* kg | | | EUR | | | | |
| **VeroTwin-DPL 32/85-0,37/2-S1** | IE2 | DN 32 | 260 | 0.37 | 36 | 2171170 | K | **1,716.–** | A | ✆ | 3 | F |
| **VeroTwin-DPL 32/95-0,55/2-S1** | IE2 | DN 32 | 260 | 0.55 | 41 | 2166993 | K | **1,830.–** | A | ✆ | 3 | F |
| **VeroTwin-DPL 32/105-0,75/2-S1** | IE3 | DN 32 | 260 | 0.75 | 45 | 2164244 | K | **2,014.–** | A | ✆ | 3 | F |
| **VeroTwin-DPL 32/125-1,1/2-S1** | IE3 | DN 32 | 260 | 1.1 | 52 | 2167013 | K | **2,261.–** | A | ✆ | 3 | F |
| **VeroTwin-DPL 32/135-1,1/2-S1** | IE3 | DN 32 | 260 | 1.1 | 52 | 2171171 | K | **2,293.–** | A | ✆ | 3 | F |
| **VeroTwin-DPL 32/135-1,5/2-S1** | IE3 | DN 32 | 260 | 1.5 | 63 | 2171172 | K | **2,426.–** | A | ✆ | 3 | F |
| **VeroTwin-DPL 32/165-3/2-S1** | IE3 | DN 32 | 320 | 3 | 99 | 2171173 | K | **3,158.–** | A | ✆ | 4 | B |
| **VeroTwin-DPL 32/175-4/2-S1** | IE3 | DN 32 | 320 | 4 | 114 | 2171174 | K | **3,821.–** | A | ✆ | 4 | B |
| **VeroTwin-DPL 40/75-0,12/2-S1** | IE2 | DN 40 | 250 | 0.12 | 37 | 2199640 | K | **1,465.–** | A | ✆ | 3 | G |
| **VeroTwin-DPL 40/90-0,37/2-S1** | IE2 | DN 40 | 250 | 0.37 | 39 | 2119270 | K | **1,965.–** | A | ✆ | 3 | G |
| **VeroTwin-DPL 40/115-0,55/2-S1** | IE2 | DN 40 | 250 | 0.55 | 41 | 2072178 | K | **2,162.–** | A | ✆ | 3 | G |
| **VeroTwin-DPL 40/120-1,5/2-S1** | IE3 | DN 40 | 320 | 1.5 | 64 | 2171175 | K | **2,327.–** | A | ✆ | 3 | F |
| **VeroTwin-DPL 40/130-2,2/2-S1** | IE3 | DN 40 | 320 | 2.2 | 66 | 2171176 | K | **2,594.–** | A | ✆ | 3 | F |

🚚 = ready for delivery, L = supply availability, C = approx. 2 weeks, K = approx. 4 weeks, AX = up to 16 weeks delivery time, please inquire for every order, A = on request, ✆ = please contact Wilo
Subject to change – all prices do not include VAT. Our General Terms of Delivery and Service apply (see www.wilo.com/legal) – valid from 01/01/2022 in Germany.

Price group: PG3

| Ordering information (2-pole types, special mechanical seal for water-glycol mixture) | | | | | | | | | Additional charge | | | |
|---|---|---|---|---|---|---|---|---|---|---|---|---|
| Type | Motor efficiency class | Nominal flange diameter | Port-to-port length | Rated power | Net weight, approx. | Art. no. | | | | PN 16 housing (H5 version) | GRD group | Blind flange |
| | | | *L0* mm | $P_2$ kW | *m* kg | | | EUR | | | | |
| VeroTwin-DPL 40/150-3/2-S1 | IE3 | DN 40 | 320 | 3 | 78 | 2171177 | K | 3,091.– | A | ✆ | 3 | F |
| VeroTwin-DPL 40/160-4/2-S1 | IE3 | DN 40 | 320 | 4 | 90 | 2166994 | K | 3,286.– | A | ✆ | 3 | F |
| VeroTwin-DPL 40/165-4/2-S1 | IE3 | DN 40 | 340 | 4 | 118 | 2171178 | K | 4,046.– | A | ✆ | 4 | B |
| VeroTwin-DPL 40/175-5,5/2-S1 | IE3 | DN 40 | 340 | 5.5 | 146 | 2171179 | K | 4,750.– | A | ✆ | 4 | B |
| VeroTwin-DPL 40/195-7,5/2-S1 | IE3 | DN 40 | 440 | 7.5 | 185 | 2171180 | K | 4,860.– | A | ✆ | 5 | C |
| VeroTwin-DPL 50/95-0,55/2-S1 | IE2 | DN 50 | 280 | 0.55 | 41 | 2171181 | K | 2,424.– | A | ✆ | 3 | G |
| VeroTwin-DPL 50/105-0,75/2-S1 | IE3 | DN 50 | 280 | 0.75 | 43 | 2171182 | K | 2,573.– | A | ✆ | 3 | G |
| VeroTwin-DPL 50/120-1,5/2-S1 | IE3 | DN 50 | 340 | 1.5 | 66 | 2171183 | K | 2,643.– | A | ✆ | 3 | F |
| VeroTwin-DPL 50/130-2,2/2-S1 | IE3 | DN 50 | 340 | 2.2 | 68 | 2171184 | K | 2,794.– | A | ✆ | 3 | F |
| VeroTwin-DPL 50/140-3/2-S1 | IE3 | DN 50 | 340 | 3 | 79 | 2164235 | K | 3,139.– | A | ✆ | 3 | F |
| VeroTwin-DPL 50/150-4/2-S1 | IE3 | DN 50 | 340 | 4 | 92 | 2171185 | K | 3,313.– | A | ✆ | 3 | F |
| VeroTwin-DPL 50/155-4/2-S1 | IE3 | DN 50 | 340 | 4 | 113 | 2171186 | K | 3,740.– | A | ✆ | 4 | A |
| VeroTwin-DPL 50/165-5,5/2-S1 | IE3 | DN 50 | 340 | 5.5 | 150 | 2171187 | K | 4,670.– | A | ✆ | 5 | B |
| VeroTwin-DPL 50/175-5,5/2-S1 | IE3 | DN 50 | 340 | 7.5 | 165 | 2171188 | K | 4,670.– | A | ✆ | 5 | B |
| VeroTwin-DPL 50/175-7,5/2-S1 | IE3 | DN 50 | 340 | 5.5 | 150 | 2163161 | K | 4,884.– | A | ✆ | 5 | B |
| VeroTwin-DPL 50/185-7,5/2-S1 | IE3 | DN 50 | 440 | 7.5 | 172 | 2171189 | K | 4,884.– | A | ✆ | 5 | C |
| VeroTwin-DPL 65/110-2,2/2-S1 | IE3 | DN 65 | 340 | 2.2 | 76 | 2171190 | K | 3,243.– | A | ✆ | 3 | F |
| VeroTwin-DPL 65/115-1,5/2-S1 | IE3 | DN 65 | 340 | 1.5 | 72 | 2171191 | K | 3,120.– | A | ✆ | 3 | H |
| VeroTwin-DPL 65/120-3/2-S1 | IE3 | DN 65 | 340 | 3 | 87 | 2171192 | K | 3,516.– | A | ✆ | 3 | F |
| VeroTwin-DPL 65/130-4/2-S1 | IE3 | DN 65 | 340 | 4 | 100 | 2174477 | K | 3,701.– | A | ✆ | 3 | F |
| VeroTwin-DPL 65/145-5,5/2-S1 | IE3 | DN 65 | 340 | 5.5 | 153 | 2171194 | K | 4,374.– | A | ✆ | 5 | A |
| VeroTwin-DPL 65/155-5,5/2-S1 | IE3 | DN 65 | 340 | 5.5 | 154 | 2171195 | K | 4,374.– | A | ✆ | 5 | A |
| VeroTwin-DPL 65/155-7,5/2-S1 | IE3 | DN 65 | 340 | 7.5 | 170 | 2171196 | K | 4,599.– | A | ✆ | 5 | A |
| VeroTwin-DPL 65/165-5,5/2-S1 | IE3 | DN 65 | 430 | 5.5 | 171 | 2167008 | K | 4,957.– | A | ✆ | 5 | B |
| VeroTwin-DPL 65/175-5,5/2-S1 | IE3 | DN 65 | 430 | 5.5 | 171 | 2171197 | K | 4,957.– | A | ✆ | 5 | B |
| VeroTwin-DPL 65/175-7,5/2-S1 | IE3 | DN 65 | 430 | 7.5 | 186 | 2164224 | K | 5,180.– | A | ✆ | 5 | B |
| VeroTwin-DPL 80/105-3/2-S1 | IE3 | DN 80 | 360 | 3 | 90 | 2171198 | K | 3,696.– | A | ✆ | 3 | F |



🚚 = ready for delivery, L = supply availability, C = approx. 2 weeks, K = approx. 4 weeks, AX = up to 16 weeks delivery time, please inquire for every order, A = on request, ✆ = please contact Wilo
Subject to change – all prices do not include VAT. Our General Terms of Delivery and Service apply (see www.wilo.com/legal) – valid from 01/01/2022 in Germany.

Price group: PG3

| Ordering information (2-pole types, special mechanical seal for water-glycol mixture) | | | | | | | | | Additional charge | | | |
|---|---|---|---|---|---|---|---|---|---|---|---|---|
| Type | Motor efficiency class | Nominal flange diameter | Port-to-port length | Rated power | Net weight, approx. | Art. no. | | | | PN 16 housing (H5 version) | GRD group | Blind flange |
| | | | *L0* mm | $P_2$ kW | *m* kg | | | EUR | | | | |
| VeroTwin-DPL 80/110-4/2-S1 | IE3 | DN 80 | 360 | 4 | 103 | 2171199 | K | 3,875.– | A | ✆ | 3 | F |
| VeroTwin-DPL 80/115-2,2/2-S1 | IE3 | DN 80 | 360 | 2.2 | 80 | 2171200 | K | 3,604.– | A | ✆ | 3 | H |
| VeroTwin-DPL 80/120-4/2-S1 | IE3 | DN 80 | 360 | 4 | 103 | 2164256 | K | 3,875.– | A | ✆ | 3 | F |
| VeroTwin-DPL 80/120-5,5/2-S1 | IE3 | DN 80 | 360 | 5.5 | 109 | 2171201 | K | 4,514.– | A | ✆ | 3 | F |
| VeroTwin-DPL 80/145-5,5/2-S1 | IE3 | DN 80 | 400 | 5.5 | 168 | 2171202 | K | 4,934.– | A | ✆ | 5 | A |
| VeroTwin-DPL 80/155-7,5/2-S1 | IE3 | DN 80 | 400 | 7.5 | 185 | 2163306 | K | 5,046.– | A | ✆ | 5 | A |

Price group: PG3

| Ordering information (4-pole types, special mechanical seal for water-glycol mixture) | | | | | | | | | Additional charge | | | |
|---|---|---|---|---|---|---|---|---|---|---|---|---|
| Type | Motor efficiency class | Nominal flange diameter | Port-to-port length | Rated power | Net weight, approx. | Art. no. | | | | PN 16 housing (H5 version) | GRD group | Blind flange |
| | | | *L0* mm | $P_2$ kW | *m* kg | | | EUR | | | | |
| VeroTwin-DPL 32/105-0,12/4-S1 | IE2 | DN 32 | 260 | 0.12 | 34 | 2171156 | K | 1,701.– | A | ✆ | 3 | F |
| VeroTwin-DPL 32/135-0,25/4-S1 | IE2 | DN 32 | 260 | 0.25 | 35 | 2171157 | K | 1,916.– | A | ✆ | 3 | F |
| VeroTwin-DPL 40/130-0,25/4-S1 | IE2 | DN 40 | 320 | 0.25 | 42 | 2171158 | K | 1,965.– | A | ✆ | 3 | F |
| VeroTwin-DPL 40/160-0,37/4-S1 | IE2 | DN 40 | 320 | 0.37 | 44 | 2171159 | K | 2,336.– | A | ✆ | 3 | F |
| VeroTwin-DPL 50/105-0,12/4-S1 | IE2 | DN 50 | 280 | 0.12 | 37 | 2171160 | K | 2,118.– | A | ✆ | 3 | G |
| VeroTwin-DPL 50/130-0,37/4-S1 | IE2 | DN 50 | 340 | 0.37 | 46 | 2063152 | K | 2,392.– | A | ✆ | 3 | F |
| VeroTwin-DPL 50/160-0,55/4-S1 | IE2 | DN 50 | 340 | 0.55 | 53 | 2063150 | K | 2,672.– | A | ✆ | 3 | F |
| VeroTwin-DPL 65/110-0,25/4-S1 | IE2 | DN 65 | 340 | 0.25 | 51 | 2171161 | K | 2,547.– | A | ✆ | 3 | F |
| VeroTwin-DPL 65/120-0,37/4-S1 | IE2 | DN 65 | 340 | 0.37 | 53 | 2171162 | K | 2,668.– | A | ✆ | 3 | F |
| VeroTwin-DPL 65/130-0,55/4-S1 | IE2 | DN 65 | 340 | 0.55 | 61 | 2161323 | K | 2,721.– | A | ✆ | 3 | F |
| VeroTwin-DPL 80/120-0,55/4-S1 | IE2 | DN 80 | 360 | 0.55 | 64 | 2171163 | K | 2,983.– | A | ✆ | 3 | F |
| VeroTwin-DPL 80/125-0,75/4-S1 | IE3 | DN 80 | 360 | 0.75 | 59 | 2171164 | K | 3,246.– | A | ✆ | 3 | F |
| VeroTwin-DPL 80/140-1,1/4-S1 | IE3 | DN 80 | 360 | 1.1 | 75 | 2171165 | K | 3,400.– | A | ✆ | 3 | F |
| VeroTwin-DPL 100/135-1,1/4-S1 | IE3 | DN 100 | 500 | 1.1 | 135 | 2171166 | K | 4,079.– | A | ✆ | 5 | B |
| VeroTwin-DPL 100/145-1,5/4-S1 | IE3 | DN 100 | 500 | 1.5 | 145 | 2171167 | K | 5,799.– | A | ✆ | 5 | B |
| VeroTwin-DPL 100/165-2,2/4-S1 | IE3 | DN 100 | 500 | 2.2 | 173 | 2171168 | K | 6,192.– | A | ✆ | 5 | B |
| VeroTwin-DPL 100/175-3/4-S1 | IE3 | DN 100 | 500 | 3 | 176 | 2171169 | K | 6,260.– | A | ✆ | 5 | B |

🚚 = ready for delivery, L = supply availability, C = approx. 2 weeks, K = approx. 4 weeks, AX = up to 16 weeks delivery time, please inquire for every order, A = on request, ✆ = please contact Wilo
Subject to change – all prices do not include VAT. Our General Terms of Delivery and Service apply (see www.wilo.com/legal) – valid from 01/01/2022 in Germany.



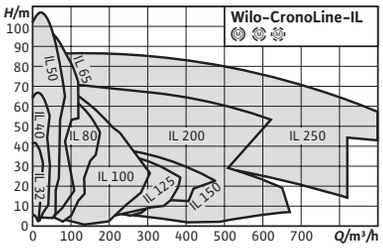


| Accessories | Page |
|---|---|
| Wall fixation/installation on a base | 211 |
| Motor protection | 257 |
| Pump control CC-HVAC | 230 |
| Pump control SC/FC-HVAC | 239 |
| Mechanical seals | 268 |



## Wilo-CronoLine-IL

### Construction
Glanded pump in in-line design with flange connection

### Application
Pumping of heating water (acc. to VDI 2035), cold water and water/glycol mixtures without abrasive substances in heating, cold water and cooling systems.

### Scope of delivery
- → Pump
- → Installation and operating instructions

### Options
- → ...-L1 variant with bronze impeller (at additional charge)
- → ...-H1 variant with housing made of spheroidal cast iron (at additional charge)
- → ...-P4 variant for maximum operating pressure of 25 bar (see Wilo price list)
- → Other voltages and frequencies as well as ATEX approval on request

### Notice
- → Motors with an energy efficiency class of IE3 for motors ≥ 0.75 kW

### Your advantages
- → Reduced life cycle costs thanks to optimized efficiency
- → Standard condensate drainage holes in the motor housings
- → Can be used flexibly in air-conditioning and cooling systems, with application benefits due to direct draining of condensate via optimised lantern design (patented)
- → High standard of corrosion protection thanks to cataphoretic coating
- → High worldwide availability of standard motors (according to Wilo specifications) and standard mechanical seals

### General notes – ErP (Ecodesign) Directive
The minimum efficiency index, MEI, of the pump series is ≥0.4. For detailed information on the MEI values of the individual pump types, see: Wilo Online Catalogue, available at www.wilo.com

= ready for delivery, L = supply availability, C = approx. 2 weeks, K = approx. 4 weeks, AX = up to 16 weeks delivery time, please inquire for every order, A = on request, = please contact Wilo
Subject to change – all prices do not include VAT. Our General Terms of Delivery and Service apply (see www.wilo.com/legal) – valid from 01/01/2022 in Germany.

**Price group: PG3**

| Ordering information (2-pole types) | | | | | | | | | Additional charge | | |
|---|---|---|---|---|---|---|---|---|---|---|---|
| **Type** | **Motor efficiency class** | **Nominal flange diameter** | **Port-to-port length** | **Rated power** | **Net weight, approx.** | **Art. no.** | | | | **Red brass impeller (L1 version)** | **GRD group** |
| | | | *L0* mm | $P_2$ kW | *m* kg | | 🚚 | EUR | 🚚 | EUR | |
| **CronoLine-IL 32/140-1,5/2** | IE3 | DN 32 | 320 | 1.5 | 53 | 2120862 | L | **1,505.–** | K | **368.–** | 4 |
| **CronoLine-IL 32/150-2,2/2** | IE3 | DN 32 | 320 | 2.2 | 56 | 2120863 | L | **1,612.–** | K | **368.–** | 4 |
| **CronoLine-IL 32/160-2,2/2** | IE3 | DN 32 | 320 | 2.2 | 56 | 2120864 | L | **1,612.–** | K | **368.–** | 4 |
| **CronoLine-IL 32/160-3/2** | IE3 | DN 32 | 320 | 3 | 59 | 2120865 | L | **1,693.–** | K | **368.–** | 4 |
| **CronoLine-IL 32/170-3/2** | IE3 | DN 32 | 320 | 3 | 59 | 2120866 | L | **1,693.–** | K | **368.–** | 4 |
| **CronoLine-IL 32/170-4/2** | IE3 | DN 32 | 320 | 4 | 67 | 2120867 | L | **1,732.–** | K | **368.–** | 4 |
| **CronoLine-IL 40/140-2,2/2** | IE3 | DN 40 | 340 | 2.2 | 57 | 2120868 | L | **1,631.–** | K | **403.–** | 4 |
| **CronoLine-IL 40/150-3/2** | IE3 | DN 40 | 340 | 3 | 61 | 2120869 | L | **1,704.–** | K | **403.–** | 4 |
| **CronoLine-IL 40/160-4/2** | IE3 | DN 40 | 340 | 4 | 69 | 2120870 | L | **1,985.–** | K | **403.–** | 4 |
| **CronoLine-IL 40/170-5,5/2** | IE3 | DN 40 | 340 | 5.5 | 86 | 2120871 | L | **2,617.–** | K | **403.–** | 4 |
| **CronoLine-IL 40/200-7,5/2** | IE3 | DN 40 | 440 | 7.5 | 102 | 2120872 | L | **2,671.–** | AX | **440.–** | 5 |
| **CronoLine-IL 40/220-11/2** | IE3 | DN 40 | 440 | 11 | 154 | 2120873 | C | **3,429.–** | K | **440.–** | 5 |
| **CronoLine-IL 50/110-1,5/2** | IE3 | DN 50 | 340 | 1.5 | 52 | 2120874 | L | **1,542.–** | K | **403.–** | 4 |
| **CronoLine-IL 50/120-2,2/2** | IE3 | DN 50 | 340 | 2.2 | 55 | 2120875 | L | **1,640.–** | K | **403.–** | 4 |
| **CronoLine-IL 50/130-3/2** | IE3 | DN 50 | 340 | 3 | 59 | 2120876 | L | **1,726.–** | K | **403.–** | 4 |
| **CronoLine-IL 50/140-3/2** | IE3 | DN 50 | 340 | 3 | 59 | 2120877 | L | **1,726.–** | K | **403.–** | 4 |
| **CronoLine-IL 50/140-4/2** | IE3 | DN 50 | 340 | 4 | 67 | 2120878 | L | **2,015.–** | K | **403.–** | 4 |
| **CronoLine-IL 50/160-5,5/2** | IE3 | DN 50 | 340 | 5.5 | 90 | 2120879 | L | **2,660.–** | K | **448.–** | 5 |
| **CronoLine-IL 50/170-5,5/2** | IE3 | DN 50 | 340 | 5.5 | 90 | 2120880 | C | **2,660.–** | K | **448.–** | 5 |
| **CronoLine-IL 50/170-7,5/2** | IE3 | DN 50 | 340 | 7.5 | 93 | 2120881 | L | **2,684.–** | K | **448.–** | 5 |
| **CronoLine-IL 50/180-7,5/2** | IE3 | DN 50 | 440 | 7.5 | 106 | 2120882 | L | **2,684.–** | K | **491.–** | 5 |
| **CronoLine-IL 50/210-11/2** | IE3 | DN 50 | 440 | 11 | 157 | 2120883 | L | **3,725.–** | K | **491.–** | 5 |
| **CronoLine-IL 50/220-11/2** | IE3 | DN 50 | 440 | 11 | 157 | 2120884 | C | **3,725.–** | K | **491.–** | 5 |
| **CronoLine-IL 50/220-15/2** | IE3 | DN 50 | 440 | 15 | 176 | 2120885 | C | **4,038.–** | K | **491.–** | 5 |
| **CronoLine-IL 50/250-18,5/2** | IE3 | DN 50 | 440 | 18.5 | 201 | 2120886 | K | **5,190.–** | AX | **739.–** | 6 |
| **CronoLine-IL 50/250-22/2** | IE3 | DN 50 | 440 | 22 | 217 | 2120887 | K | **5,988.–** | AX | **739.–** | 6 |
| **CronoLine-IL 50/270-22/2** | IE3 | DN 50 | 440 | 22 | 217 | 2120888 | K | **5,988.–** | K | **739.–** | 6 |
| **CronoLine-IL 50/270-30/2** | IE3 | DN 50 | 440 | 30 | 344 | 2120889 | C | **6,394.–** | K | **739.–** | 6 |
| **CronoLine-IL 65/110-3/2** | IE3 | DN 65 | 340 | 3 | 62 | 2120890 | L | **1,828.–** | AX | **448.–** | 4 |
| **CronoLine-IL 65/120-3/2** | IE3 | DN 65 | 340 | 3 | 62 | 2120891 | L | **1,828.–** | AX | **448.–** | 4 |
| **CronoLine-IL 65/120-4/2** | IE3 | DN 65 | 340 | 4 | 70 | 2120892 | L | **2,030.–** | AX | **448.–** | 4 |
| **CronoLine-IL 65/130-4/2** | IE3 | DN 65 | 340 | 4 | 70 | 2120893 | L | **2,030.–** | AX | **448.–** | 4 |
| **CronoLine-IL 65/130-5,5/2** | IE3 | DN 65 | 340 | 5.5 | 87 | 2120894 | L | **2,726.–** | AX | **448.–** | 5 |
| **CronoLine-IL 65/140-5,5/2** | IE3 | DN 65 | 340 | 5.5 | 87 | 2120895 | L | **2,726.–** | AX | **448.–** | 5 |
| **CronoLine-IL 65/140-7,5/2** | IE3 | DN 65 | 340 | 7.5 | 90 | 2120896 | L | **2,846.–** | AX | **448.–** | 5 |
| **CronoLine-IL 65/150-5,5/2** | IE3 | DN 65 | 430 | 5.5 | 96 | 2120897 | L | **2,726.–** | AX | **715.–** | 5 |
| **CronoLine-IL 65/160-5,5/2** | IE3 | DN 65 | 430 | 5.5 | 96 | 2120898 | L | **2,726.–** | AX | **715.–** | 5 |
| **CronoLine-IL 65/160-7,5/2** | IE3 | DN 65 | 430 | 7.5 | 99 | 2120899 | L | **2,846.–** | AX | **715.–** | 5 |
| **CronoLine-IL 65/170-11/2** | IE3 | DN 65 | 430 | 11 | 144 | 2120900 | L | **3,750.–** | AX | **715.–** | 5 |
| **CronoLine-IL 65/200-11/2** | IE3 | DN 65 | 475 | 11 | 164 | 2120901 | C | **3,750.–** | AX | **772.–** | 6 |
| **CronoLine-IL 65/200-15/2** | IE3 | DN 65 | 475 | 15 | 182 | 2120902 | L | **4,531.–** | AX | **772.–** | 6 |
| **CronoLine-IL 65/210-15/2** | IE3 | DN 65 | 475 | 15 | 182 | 2120903 | C | **4,531.–** | AX | **772.–** | 6 |
| **CronoLine-IL 65/210-18,5/2** | IE3 | DN 65 | 475 | 18.5 | 199 | 2120904 | C | **5,393.–** | AX | **772.–** | 6 |
| **CronoLine-IL 65/220-18,5/2** | IE3 | DN 65 | 475 | 18.5 | 198 | 2120905 | C | **5,393.–** | AX | **772.–** | 6 |
| **CronoLine-IL 65/220-22/2** | IE3 | DN 65 | 475 | 22 | 215 | 2120906 | C | **6,077.–** | AX | **772.–** | 6 |

🚚 = ready for delivery, L = supply availability, C = approx. 2 weeks, K = approx. 4 weeks, AX = up to 16 weeks delivery time, please inquire for every order, A = on request, 📞 = please contact Wilo
Subject to change – all prices do not include VAT. Our General Terms of Delivery and Service apply (see www.wilo.com/legal) – valid from 01/01/2022 in Germany.

Price group: PG3

| Ordering information (2-pole types) | | | | | | | | | Additional charge | | |
|---|---|---|---|---|---|---|---|---|---|---|---|
| Type | Motor efficiency class | Nominal flange diameter | Port-to-port length | Rated power | Net weight, approx. | Art. no. | | | | Red brass impeller (L1 version) | GRD group |
| | | | *L0* mm | $P_2$ kW | *m* kg | | 🚚 | EUR | 🚚 | EUR | |
| **CronoLine-IL 65/240-30/2** | IE3 | DN 65 | 475 | 30 | 348 | 2120907 | C | **7,134.–** | AX | **780.–** | 6 |
| **CronoLine-IL 65/260-30/2** | IE3 | DN 65 | 475 | 30 | 348 | 2120908 | C | **7,134.–** | AX | **780.–** | 6 |
| **CronoLine-IL 65/260-37/2** | IE3 | DN 65 | 475 | 37 | 367 | 2120909 | C | **8,457.–** | AX | **780.–** | 6 |
| **CronoLine-IL 80/110-3/2** | IE3 | DN 80 | 400 | 3 | 70 | 2120910 | L | **2,024.–** | K | **715.–** | 4 |
| **CronoLine-IL 80/120-4/2** | IE3 | DN 80 | 400 | 4 | 78 | 2120911 | L | **2,223.–** | K | **715.–** | 4 |
| **CronoLine-IL 80/130-5,5/2** | IE3 | DN 80 | 400 | 5.5 | 95 | 2120912 | L | **2,760.–** | K | **715.–** | 5 |
| **CronoLine-IL 80/140-7,5/2** | IE3 | DN 80 | 400 | 7.5 | 98 | 2120913 | L | **2,916.–** | K | **715.–** | 5 |
| **CronoLine-IL 80/150-7,5/2** | IE3 | DN 80 | 440 | 7.5 | 106 | 2120914 | L | **2,916.–** | K | **740.–** | 5 |
| **CronoLine-IL 80/160-11/2** | IE3 | DN 80 | 440 | 11 | 151 | 2120915 | L | **3,830.–** | K | **740.–** | 5 |
| **CronoLine-IL 80/170-11/2** | IE3 | DN 80 | 440 | 11 | 151 | 2120916 | C | **3,830.–** | K | **740.–** | 5 |
| **CronoLine-IL 80/170-15/2** | IE3 | DN 80 | 440 | 15 | 169 | 2120917 | L | **4,555.–** | K | **740.–** | 5 |
| **CronoLine-IL 80/190-15/2** | IE3 | DN 80 | 500 | 15 | 188 | 2120918 | K | **4,555.–** | K | **810.–** | 6 |
| **CronoLine-IL 80/190-18,5/2** | IE3 | DN 80 | 500 | 18.5 | 204 | 2120919 | L | **5,529.–** | K | **810.–** | 6 |
| **CronoLine-IL 80/200-18,5/2** | IE3 | DN 80 | 500 | 18.5 | 204 | 2120920 | C | **5,529.–** | K | **810.–** | 6 |
| **CronoLine-IL 80/200-22/2** | IE3 | DN 80 | 500 | 22 | 221 | 2120921 | L | **6,175.–** | K | **810.–** | 6 |
| **CronoLine-IL 80/210-30/2** | IE3 | DN 80 | 500 | 30 | 341 | 2120922 | K | **7,285.–** | K | **810.–** | 6 |
| **CronoLine-IL 80/220-22/2** | IE3 | DN 80 | 500 | 22 | 224 | 2120923 | C | **6,175.–** | K | **810.–** | 6 |
| **CronoLine-IL 80/220-30/2** | IE3 | DN 80 | 500 | 30 | 341 | 2120924 | K | **7,285.–** | K | **810.–** | 6 |
| **CronoLine-IL 100/145-11/2** | IE3 | DN 100 | 500 | 11 | 169 | 2120925 | L | **3,898.–** | K | **833.–** | 6 |
| **CronoLine-IL 100/150-15/2** | IE3 | DN 100 | 500 | 15 | 187 | 2120926 | L | **4,982.–** | K | **833.–** | 6 |
| **CronoLine-IL 100/160-15/2** | IE3 | DN 100 | 500 | 15 | 187 | 2120927 | L | **4,982.–** | K | **833.–** | 6 |
| **CronoLine-IL 100/160-18,5/2** | IE3 | DN 100 | 500 | 18.5 | 203 | 2120928 | L | **5,815.–** | K | **833.–** | 6 |
| **CronoLine-IL 100/165-22/2** | IE3 | DN 100 | 500 | 22 | 220 | 2120929 | L | **6,549.–** | K | **833.–** | 6 |
| **CronoLine-IL 100/170-22/2** | IE3 | DN 100 | 500 | 22 | 220 | 2120930 | C | **6,549.–** | K | **833.–** | 6 |
| **CronoLine-IL 100/170-30/2** | IE3 | DN 100 | 500 | 30 | 337 | 2120931 | L | **8,002.–** | K | **833.–** | 6 |
| **CronoLine-IL 100/190-30/2** | IE3 | DN 100 | 550 | 30 | 355 | 2120932 | K | **8,002.–** | K | **885.–** | 6 |
| **CronoLine-IL 100/210-30/2** | IE3 | DN 100 | 550 | 30 | 355 | 2120933 | K | **8,002.–** | K | **885.–** | 6 |
| **CronoLine-IL 100/210-37/2** | IE3 | DN 100 | 550 | 37 | 374 | 2120934 | K | **10,190.–** | K | **885.–** | 6 |
| **CronoLine-IL 125/145-15/2** | IE3 | DN 125 | 620 | 15 | 209 | 2120935 | L | **6,835.–** | AX | **930.–** | 6 |
| **CronoLine-IL 125/150-18,5/2** | IE3 | DN 125 | 620 | 18.5 | 225 | 2120936 | L | **7,467.–** | AX | **930.–** | 6 |
| **CronoLine-IL 125/160-22/2** | IE3 | DN 125 | 620 | 22 | 241 | 2120937 | L | **8,287.–** | AX | **930.–** | 6 |
| **CronoLine-IL 125/165-30/2** | IE3 | DN 125 | 620 | 30 | 359 | 2120938 | L | **9,992.–** | AX | **930.–** | 6 |
| **CronoLine-IL 125/170-37/2** | IE3 | DN 125 | 620 | 37 | 378 | 2120939 | C | **10,635.–** | AX | **930.–** | 6 |



🚚 = ready for delivery, L = supply availability, C = approx. 2 weeks, K = approx. 4 weeks, AX = up to 16 weeks delivery time, please inquire for every order, A = on request, 📞 = please contact Wilo
Subject to change – all prices do not include VAT. Our General Terms of Delivery and Service apply (see www.wilo.com/legal) – valid from 01/01/2022 in Germany.

**Price group: PG3**

| Ordering information (4-pole types) | | | | | | | | | Additional charge | | |
|---|---|---|---|---|---|---|---|---|---|---|---|
| **Type** | **Motor efficiency class** | **Nominal flange diameter** | **Port-to-port length** | **Rated power** | **Net weight, approx.** | **Art. no.** | | | | **Red brass impeller (L1 version)** | **GRD group** |
| | | | *L0* mm | $P_2$ kW | *m* kg | | 🚚 | EUR | 🚚 | EUR | |
| **CronoLine-IL 32/140-0,25/4** | IE2 | DN 32 | 320 | 0.25 | 36 | 2063574 | L | **1,253.–** | K | **368.–** | 4 |
| **CronoLine-IL 32/150-0,37/4** | IE2 | DN 32 | 320 | 0.37 | 36 | 2088307 | L | **1,266.–** | K | **368.–** | 4 |
| **CronoLine-IL 32/170-0,55/4** | IE2 | DN 32 | 320 | 0.55 | 43 | 2088306 | L | **1,421.–** | K | **368.–** | 4 |
| **CronoLine-IL 40/140-0,25/4** | IE2 | DN 40 | 340 | 0.25 | 38 | 2088320 | L | **1,287.–** | K | **403.–** | 4 |
| **CronoLine-IL 40/150-0,37/4** | IE2 | DN 40 | 340 | 0.37 | 38 | 2088318 | L | **1,298.–** | K | **403.–** | 4 |
| **CronoLine-IL 40/160-0,55/4** | IE2 | DN 40 | 340 | 0.55 | 44 | 2088316 | L | **1,429.–** | K | **403.–** | 4 |
| **CronoLine-IL 40/170-0,75/4** | IE3 | DN 40 | 340 | 0.75 | 45 | 2120750 | L | **1,612.–** | K | **403.–** | 4 |
| **CronoLine-IL 40/210-1,1/4** | IE3 | DN 40 | 440 | 1.1 | 62 | 2120751 | L | **1,755.–** | K | **440.–** | 4 |
| **CronoLine-IL 40/220-1,5/4** | IE3 | DN 40 | 440 | 1.5 | 64 | 2120752 | L | **1,785.–** | K | **440.–** | 4 |
| **CronoLine-IL 50/150-0,55/4** | IE2 | DN 50 | 340 | 0.55 | 49 | 2088339 | L | **1,439.–** | K | **448.–** | 4 |
| **CronoLine-IL 50/160-0,75/4** | IE3 | DN 50 | 340 | 0.75 | 50 | 2120753 | L | **1,626.–** | K | **448.–** | 4 |
| **CronoLine-IL 50/170-1,1/4** | IE3 | DN 50 | 340 | 1.1 | 58 | 2120754 | L | **1,749.–** | K | **448.–** | 4 |
| **CronoLine-IL 50/200-1,5/4** | IE3 | DN 50 | 440 | 1.5 | 70 | 2120755 | L | **1,805.–** | K | **491.–** | 4 |
| **CronoLine-IL 50/220-2,2/4** | IE3 | DN 50 | 440 | 2.2 | 79 | 2120756 | K | **1,979.–** | K | **491.–** | 4 |
| **CronoLine-IL 50/260-3/4** | IE3 | DN 50 | 440 | 3 | 94 | 2120757 | L | **2,028.–** | AX | **739.–** | 5 |
| **CronoLine-IL 50/270-3/4** | IE3 | DN 50 | 440 | 3 | 94 | 2120758 | C | **2,028.–** | AX | **739.–** | 5 |
| **CronoLine-IL 50/270-4/4** | IE3 | DN 50 | 440 | 4 | 101 | 2120759 | C | **2,288.–** | K | **739.–** | 5 |
| **CronoLine-IL 65/120-0,55/4** | IE2 | DN 65 | 340 | 0.55 | 45 | 2139459 | L | **1,562.–** | AX | **448.–** | 4 |
| **CronoLine-IL 65/130-0,75/4** | IE3 | DN 65 | 340 | 0.75 | 46 | 2142041 | L | **1,757.–** | AX | **448.–** | 4 |
| **CronoLine-IL 65/140-1,1/4** | IE3 | DN 65 | 340 | 1.1 | 54 | 2142042 | L | **1,814.–** | AX | **448.–** | 4 |
| **CronoLine-IL 65/150-0,75/4** | IE3 | DN 65 | 430 | 0.75 | 55 | 2120760 | L | **1,757.–** | AX | **715.–** | 4 |
| **CronoLine-IL 65/160-1,1/4** | IE3 | DN 65 | 430 | 1.1 | 63 | 2120761 | L | **1,814.–** | AX | **715.–** | 4 |
| **CronoLine-IL 65/170-1,1/4** | IE3 | DN 65 | 430 | 1.1 | 63 | 2120762 | L | **1,814.–** | AX | **715.–** | 4 |
| **CronoLine-IL 65/170-1,5/4** | IE3 | DN 65 | 430 | 1.5 | 65 | 2120763 | L | **1,828.–** | AX | **715.–** | 4 |
| **CronoLine-IL 65/210-2,2/4** | IE3 | DN 65 | 475 | 2.2 | 83 | 2120764 | L | **2,140.–** | AX | **772.–** | 5 |
| **CronoLine-IL 65/220-2,2/4** | IE3 | DN 65 | 475 | 2.2 | 83 | 2120765 | C | **2,140.–** | AX | **772.–** | 5 |
| **CronoLine-IL 65/220-3/4** | IE3 | DN 65 | 475 | 3 | 91 | 2120766 | L | **2,280.–** | AX | **772.–** | 5 |
| **CronoLine-IL 65/250-3/4** | IE3 | DN 65 | 475 | 3 | 97 | 2120767 | C | **2,280.–** | AX | **787.–** | 5 |
| **CronoLine-IL 65/250-4/4** | IE3 | DN 65 | 475 | 4 | 104 | 2120768 | L | **2,601.–** | AX | **787.–** | 5 |
| **CronoLine-IL 65/270-4/4** | IE3 | DN 65 | 475 | 4 | 104 | 2120769 | C | **2,601.–** | AX | **787.–** | 5 |
| **CronoLine-IL 65/270-5,5/4** | IE3 | DN 65 | 475 | 5.5 | 141 | 2120770 | K | **2,738.–** | AX | **787.–** | 5 |
| **CronoLine-IL 80/145-1,1/4** | IE3 | DN 80 | 440 | 1.1 | 71 | 2120771 | K | **1,914.–** | K | **740.–** | 4 |
| **CronoLine-IL 80/150-1,1/4** | IE3 | DN 80 | 440 | 1.1 | 71 | 2120772 | L | **1,914.–** | K | **740.–** | 4 |
| **CronoLine-IL 80/160-1,5/4** | IE3 | DN 80 | 440 | 1.5 | 73 | 2120773 | L | **1,975.–** | K | **740.–** | 4 |
| **CronoLine-IL 80/170-2,2/4** | IE3 | DN 80 | 440 | 2.2 | 83 | 2120774 | L | **2,216.–** | K | **740.–** | 4 |
| **CronoLine-IL 80/210-3/4** | IE3 | DN 80 | 500 | 3 | 98 | 2120775 | L | **2,441.–** | K | **810.–** | 5 |
| **CronoLine-IL 80/220-4/4** | IE3 | DN 80 | 500 | 4 | 105 | 2120776 | L | **3,109.–** | K | **810.–** | 5 |
| **CronoLine-IL 80/270-5,5/4** | IE3 | DN 80 | 500 | 5.5 | 110 | 2120777 | L | **3,347.–** | AX | **875.–** | 5 |
| **CronoLine-IL 80/285-5,5/4** | IE3 | DN 80 | 620 | 5.5 | 203 | 2157053 | K | **3,406.–** | K | **1,041.–** | 13 |
| **CronoLine-IL 80/295-5,5/4** | IE3 | DN 80 | 620 | 5.5 | 203 | 2157052 | K | **3,406.–** | K | **1,041.–** | 13 |
| **CronoLine-IL 80/295-7,5/4** | IE3 | DN 80 | 620 | 7.5 | 213 | 2169789 | K | **3,926.–** | K | **1,041.–** | 13 |
| **CronoLine-IL 80/305-7,5/4** | IE3 | DN 80 | 620 | 7.5 | 213 | 2157051 | K | **3,926.–** | K | **1,041.–** | 13 |
| **CronoLine-IL 80/305-11/4** | IE3 | DN 80 | 620 | 11 | 233 | 2157049 | K | **4,959.–** | K | **1,041.–** | 13 |
| **CronoLine-IL 80/315-11/4** | IE3 | DN 80 | 620 | 11 | 233 | 2157050 | K | **4,959.–** | K | **1,041.–** | 13 |
| **CronoLine-IL 80/315-15/4** | IE3 | DN 80 | 620 | 15 | 255 | 2157048 | K | **6,163.–** | K | **1,041.–** | 13 |

🚚 = ready for delivery, L = supply availability, C = approx. 2 weeks, K = approx. 4 weeks, AX = up to 16 weeks delivery time, please inquire for every order, A = on request, 📞 = please contact Wilo
Subject to change – all prices do not include VAT. Our General Terms of Delivery and Service apply (see www.wilo.com/legal) – valid from 01/01/2022 in Germany.

Price group: PG3

| Ordering information (4-pole types) | | | | | | | | | Additional charge | | |
|---|---|---|---|---|---|---|---|---|---|---|---|
| Type | Motor efficiency class | Nominal flange diameter | Port-to-port length | Rated power | Net weight, approx. | Art. no. | | | | Red brass impeller (L1 version) | GRD group |
| | | | *L0* mm | $P_2$ kW | *m* kg | | | EUR | | EUR | |
| CronoLine-IL 100/145-1,1/4 | IE3 | DN 100 | 500 | 1.1 | 84 | 2120778 | L | 2,192.– | K | 833.– | 5 |
| CronoLine-IL 100/150-1,5/4 | IE3 | DN 100 | 500 | 1.5 | 86 | 2120779 | L | 3,143.– | K | 833.– | 5 |
| CronoLine-IL 100/160-2,2/4 | IE3 | DN 100 | 500 | 2.2 | 93 | 2120780 | L | 3,356.– | K | 833.– | 5 |
| CronoLine-IL 100/170-2,2/4 | IE3 | DN 100 | 500 | 2.2 | 93 | 2120781 | C | 3,356.– | K | 833.– | 5 |
| CronoLine-IL 100/170-3/4 | IE3 | DN 100 | 500 | 3 | 104 | 2120782 | L | 3,395.– | K | 833.– | 5 |
| CronoLine-IL 100/200-3/4 | IE3 | DN 100 | 550 | 3 | 111 | 2120783 | K | 3,395.– | AX | 918.– | 5 |
| CronoLine-IL 100/200-4/4 | IE3 | DN 100 | 550 | 4 | 118 | 2120784 | K | 4,049.– | AX | 918.– | 5 |
| CronoLine-IL 100/220-4/4 | IE3 | DN 100 | 550 | 4 | 118 | 2120785 | K | 4,049.– | AX | 918.– | 5 |
| CronoLine-IL 100/220-5,5/4 | IE3 | DN 100 | 550 | 5.5 | 156 | 2120786 | L | 4,657.– | AX | 918.– | 5 |
| CronoLine-IL 100/250-5,5/4 | IE3 | DN 100 | 550 | 5.5 | 168 | 2120787 | L | 4,657.– | AX | 944.– | 5 |
| CronoLine-IL 100/250-7,5/4 | IE3 | DN 100 | 550 | 7.5 | 178 | 2120788 | L | 5,235.– | AX | 944.– | 5 |
| CronoLine-IL 100/260-7,5/4 | IE3 | DN 100 | 550 | 7.5 | 178 | 2120789 | L | 5,235.– | AX | 944.– | 6 |
| CronoLine-IL 100/260-11/4 | IE3 | DN 100 | 550 | 11 | 205 | 2120790 | L | 6,268.– | AX | 944.– | 6 |
| CronoLine-IL 100/265-5,5/4 | IE3 | DN 100 | 700 | 5.5 | 217 | 2160652 | K | 4,657.– | AX | 1,123.– | 13 |
| CronoLine-IL 100/270-11/4 | IE3 | DN 100 | 550 | 11 | 205 | 2120791 | L | 6,268.– | AX | 944.– | 6 |
| CronoLine-IL 100/275-7,5/4 | IE3 | DN 100 | 700 | 7.5 | 227 | 2160651 | K | 5,235.– | AX | 1,123.– | 13 |
| CronoLine-IL 100/285-11/4 | IE3 | DN 100 | 700 | 11 | 246 | 2160650 | K | 6,427.– | K | 1,123.– | 13 |
| CronoLine-IL 100/295-11/4 | IE3 | DN 100 | 700 | 11 | 246 | 2169793 | K | 6,427.– | K | 1,123.– | 13 |
| CronoLine-IL 100/295-15/4 | IE3 | DN 100 | 700 | 15 | 268 | 2160649 | K | 7,234.– | K | 1,123.– | 13 |
| CronoLine-IL 100/305-15/4 | IE3 | DN 100 | 700 | 15 | 268 | 2169792 | K | 7,234.– | K | 1,123.– | 13 |
| CronoLine-IL 100/305-18,5/4 | IE3 | DN 100 | 700 | 18.5 | 299 | 2160648 | K | 7,651.– | K | 1,123.– | 13 |
| CronoLine-IL 100/315-18,5/4 | IE3 | DN 100 | 700 | 18.5 | 299 | 2169791 | K | 7,651.– | K | 1,123.– | 13 |
| CronoLine-IL 100/315-22/4 | IE3 | DN 100 | 700 | 22 | 350 | 2160647 | K | 7,983.– | K | 1,123.– | 13 |
| CronoLine-IL 100/350-11/4 | IE3 | DN 100 | 760 | 11 | 351 | 2160880 | A | 6,909.– | K | 1,439.– | 14 |
| CronoLine-IL 100/350-15/4 | IE3 | DN 100 | 760 | 15 | 373 | 2151501 | K | 7,471.– | K | 1,439.– | 14 |
| CronoLine-IL 100/360-15/4 | IE3 | DN 100 | 760 | 15 | 373 | 2160879 | K | 7,471.– | K | 1,439.– | 14 |
| CronoLine-IL 100/360-18,5/4 | IE3 | DN 100 | 760 | 18.5 | 403 | 2151500 | A | 7,651.– | K | 1,439.– | 14 |
| CronoLine-IL 100/370-18,5/4 | IE3 | DN 100 | 760 | 18.5 | 403 | 2160878 | A | 7,651.– | K | 1,439.– | 14 |
| CronoLine-IL 100/370-22/4 | IE3 | DN 100 | 760 | 22 | 454 | 2151499 | A | 7,983.– | K | 1,439.– | 14 |
| CronoLine-IL 100/380-22/4 | IE3 | DN 100 | 760 | 22 | 454 | 2160877 | A | 7,983.– | K | 1,439.– | 14 |
| CronoLine-IL 100/380-30/4 | IE3 | DN 100 | 760 | 30 | 516 | 2151498 | A | 8,683.– | K | 1,439.– | 14 |
| CronoLine-IL 100/390-30/4 | IE3 | DN 100 | 760 | 30 | 516 | 2160876 | A | 8,683.– | K | 1,439.– | 14 |
| CronoLine-IL 100/390-37/4 | IE3 | DN 100 | 760 | 37 | 585 | 2151497 | K | 12,673.– | K | 1,439.– | 15 |
| CronoLine-IL 100/400-37/4 | IE3 | DN 100 | 760 | 37 | 585 | 2160875 | A | 12,673.– | K | 1,439.– | 15 |
| CronoLine-IL 100/400-45/4 | IE3 | DN 100 | 760 | 45 | 620 | 2151496 | K | 13,220.– | K | 1,439.– | 15 |
| CronoLine-IL 125/145-1,5/4 | IE3 | DN 125 | 620 | 1.5 | 107 | 2120792 | L | 2,612.– | AX | 930.– | 5 |
| CronoLine-IL 125/150-2,2/4 | IE3 | DN 125 | 620 | 2.2 | 117 | 2120793 | L | 2,763.– | AX | 930.– | 5 |
| CronoLine-IL 125/160-3/4 | IE3 | DN 125 | 620 | 3 | 125 | 2120794 | L | 3,242.– | AX | 930.– | 5 |
| CronoLine-IL 125/170-4/4 | IE3 | DN 125 | 620 | 4 | 132 | 2120795 | L | 4,145.– | AX | 930.– | 5 |
| CronoLine-IL 125/190-4/4 | IE3 | DN 125 | 620 | 4 | 132 | 2120796 | K | 4,145.– | AX | 930.– | 5 |
| CronoLine-IL 125/210-5,5/4 | IE3 | DN 125 | 620 | 5.5 | 170 | 2120797 | L | 4,754.– | AX | 930.– | 5 |
| CronoLine-IL 125/220-5,5/4 | IE3 | DN 125 | 620 | 5.5 | 170 | 2120798 | C | 4,754.– | AX | 930.– | 5 |
| CronoLine-IL 125/220-7,5/4 | IE3 | DN 125 | 620 | 7.5 | 182 | 2120799 | L | 5,609.– | AX | 930.– | 5 |
| CronoLine-IL 125/250-11/4 | IE3 | DN 125 | 620 | 11 | 230 | 2120800 | L | 6,413.– | K | 981.– | 6 |
| CronoLine-IL 125/270-11/4 | IE3 | DN 125 | 620 | 11 | 230 | 2120801 | C | 6,413.– | K | 981.– | 6 |

= ready for delivery, L = supply availability, C = approx. 2 weeks, K = approx. 4 weeks, AX = up to 16 weeks delivery time, please inquire for every order, A = on request, = please contact Wilo
Subject to change – all prices do not include VAT. Our General Terms of Delivery and Service apply (see www.wilo.com/legal) – valid from 01/01/2022 in Germany.

**Price group: PG3**

| Ordering information (4-pole types) | | | | | | | | | Additional charge | | |
|---|---|---|---|---|---|---|---|---|---|---|---|
| **Type** | **Motor efficiency class** | **Nominal flange diameter** | **Port-to-port length** | **Rated power** | **Net weight, approx.** | **Art. no.** | | | | **Red brass impeller (L1 version)** | **GRD group** |
| | | | *L0* mm | $P_2$ kW | *m* kg | | 🚚 | EUR | 🚚 | EUR | |
| **CronoLine-IL 125/270-15/4** | IE3 | DN 125 | 620 | 15 | 252 | 2120802 | L | **7,484.–** | K | **981.–** | 6 |
| **CronoLine-IL 125/300-15/4** | IE3 | DN 125 | 700 | 15 | 284 | 2120803 | C | **7,484.–** | K | **1,275.–** | 7 |
| **CronoLine-IL 125/300-18,5/4** | IE3 | DN 125 | 700 | 18.5 | 314 | 2120804 | C | **7,977.–** | K | **1,275.–** | 7 |
| **CronoLine-IL 125/320-18,5/4** | IE3 | DN 125 | 700 | 18.5 | 315 | 2120805 | C | **7,977.–** | K | **1,275.–** | 7 |
| **CronoLine-IL 125/320-22/4** | IE3 | DN 125 | 700 | 22 | 366 | 2120806 | C | **8,602.–** | K | **1,275.–** | 7 |
| **CronoLine-IL 125/340-22/4** | IE3 | DN 125 | 700 | 22 | 366 | 2120807 | C | **8,602.–** | K | **1,275.–** | 7 |
| **CronoLine-IL 125/340-30/4** | IE3 | DN 125 | 700 | 30 | 429 | 2120808 | C | **9,161.–** | K | **1,275.–** | 7 |
| **CronoLine-IL 125/380-30/4** | IE3 | DN 125 | 860 | 30 | 543 | 2169767 | A | **9,161.–** | K | **1,666.–** | 15 |
| **CronoLine-IL 125/380-37/4** | IE3 | DN 125 | 860 | 37 | 575 | 2160655 | A | **12,562.–** | K | **1,666.–** | 15 |
| **CronoLine-IL 125/390-37/4** | IE3 | DN 125 | 860 | 37 | 610 | 2169766 | A | **12,562.–** | K | **1,666.–** | 15 |
| **CronoLine-IL 125/390-45/4** | IE3 | DN 125 | 860 | 45 | 610 | 2160654 | A | **14,660.–** | K | **1,666.–** | 15 |
| **CronoLine-IL 125/400-45/4** | IE3 | DN 125 | 860 | 45 | 855 | 2169765 | K | **14,660.–** | K | **1,666.–** | 15 |
| **CronoLine-IL 125/400-55/4** | IE3 | DN 125 | 860 | 55 | 858 | 2160653 | A | **17,289.–** | K | **1,666.–** | 15 |
| **CronoLine-IL 150/190-5,5/4** | IE3 | DN 150 | 700 | 5.5 | 202 | 2120809 | L | **4,787.–** | AX | **1,016.–** | 5 |
| **CronoLine-IL 150/200-7,5/4** | IE3 | DN 150 | 700 | 7.5 | 212 | 2120810 | L | **6,299.–** | AX | **1,016.–** | 5 |
| **CronoLine-IL 150/220-11/4** | IE3 | DN 150 | 700 | 11 | 238 | 2120811 | L | **6,614.–** | AX | **1,016.–** | 6 |
| **CronoLine-IL 150/250-15/4** | IE3 | DN 150 | 700 | 15 | 313 | 2120812 | L | **7,531.–** | AX | **1,110.–** | 7 |
| **CronoLine-IL 150/260-15/4** | IE3 | DN 150 | 700 | 15 | 313 | 2120813 | C | **7,531.–** | AX | **1,110.–** | 7 |
| **CronoLine-IL 150/260-18,5/4** | IE3 | DN 150 | 700 | 18.5 | 343 | 2120814 | L | **8,696.–** | AX | **1,110.–** | 7 |
| **CronoLine-IL 150/270-18,5/4** | IE3 | DN 150 | 700 | 18.5 | 343 | 2120815 | C | **8,696.–** | AX | **1,110.–** | 7 |
| **CronoLine-IL 150/270-22/4** | IE3 | DN 150 | 700 | 22 | 394 | 2120816 | C | **9,439.–** | AX | **1,110.–** | 7 |
| **CronoLine-IL 150/305-30/4** | IE3 | DN 150 | 770 | 30 | 482 | 2142043 | C | **12,174.–** | AX | **1,456.–** | 7 |
| **CronoLine-IL 150/325-30/4** | IE3 | DN 150 | 770 | 30 | 482 | 2142044 | K | **12,174.–** | AX | **1,456.–** | 7 |
| **CronoLine-IL 150/325-37/4** | IE3 | DN 150 | 770 | 37 | 520 | 2142045 | K | **12,857.–** | AX | **1,456.–** | 8 |
| **CronoLine-IL 150/335-37/4** | IE3 | DN 150 | 770 | 37 | 520 | 2142046 | K | **12,857.–** | K | **1,456.–** | 8 |
| **CronoLine-IL 150/335-45/4** | IE3 | DN 150 | 770 | 45 | 555 | 2142047 | K | **15,100.–** | K | **1,456.–** | 8 |
| **CronoLine-IL 150/360-30/4** | IE3 | DN 150 | 940 | 30 | 555 | 2169772 | A | **12,174.–** | A | **1,712.–** | 15 |
| **CronoLine-IL 150/360-37/4** | IE3 | DN 150 | 940 | 37 | 587 | 2160663 | K | **12,857.–** | A | **1,712.–** | 15 |
| **CronoLine-IL 150/370-37/4** | IE3 | DN 150 | 940 | 37 | 622 | 2169771 | K | **12,857.–** | A | **1,712.–** | 15 |
| **CronoLine-IL 150/370-45/4** | IE3 | DN 150 | 940 | 45 | 622 | 2160662 | K | **15,100.–** | A | **1,712.–** | 15 |
| **CronoLine-IL 150/380-45/4** | IE3 | DN 150 | 940 | 45 | 867 | 2169770 | K | **15,100.–** | A | **1,712.–** | 15 |
| **CronoLine-IL 150/380-55/4** | IE3 | DN 150 | 940 | 55 | 881 | 2160661 | K | **18,179.–** | K | **1,712.–** | 15 |
| **CronoLine-IL 150/390-55/4** | IE3 | DN 150 | 940 | 55 | 976 | 2169769 | K | **18,179.–** | A | **1,712.–** | 15 |
| **CronoLine-IL 150/390-75/4** | IE3 | DN 150 | 940 | 75 | 977 | 2160660 | K | **20,598.–** | A | **1,712.–** | 15 |
| **CronoLine-IL 150/400-75/4** | IE3 | DN 150 | 940 | 75 | 1005 | 2169768 | K | **20,598.–** | A | **1,712.–** | 15 |
| **CronoLine-IL 150/400-90/4** | IE3 | DN 150 | 940 | 90 | 1005 | 2160659 | K | **24,581.–** | A | **1,712.–** | 15 |
| **CronoLine-IL 200/180-7,5/4** | IE3 | DN 200 | 800 | 7.5 | 258 | 2169709 | K | **6,987.–** | K | **923.–** | 14 |
| **CronoLine-IL 200/190-11/4** | IE3 | DN 200 | 800 | 11 | 279 | 2169708 | K | **9,393.–** | K | **923.–** | 14 |
| **CronoLine-IL 200/200-15/4** | IE3 | DN 200 | 800 | 15 | 301 | 2169707 | K | **9,410.–** | K | **923.–** | 14 |
| **CronoLine-IL 200/230-11/4** | IE3 | DN 200 | 800 | 11 | 352 | 2120827 | C | **9,631.–** | K | **1,222.–** | 7 |
| **CronoLine-IL 200/240-15/4** | IE3 | DN 200 | 800 | 15 | 374 | 2120828 | C | **9,648.–** | K | **1,222.–** | 7 |
| **CronoLine-IL 200/250-18,5/4** | IE3 | DN 200 | 800 | 18.5 | 405 | 2120829 | C | **10,266.–** | K | **1,222.–** | 7 |
| **CronoLine-IL 200/260-22/4** | IE3 | DN 200 | 800 | 22 | 456 | 2120830 | C | **11,042.–** | K | **1,222.–** | 7 |
| **CronoLine-IL 200/265-22/4** | IE3 | DN 200 | 800 | 22 | 456 | 2120831 | C | **11,042.–** | K | **1,222.–** | 7 |
| **CronoLine-IL 200/265-30/4** | IE3 | DN 200 | 800 | 30 | 518 | 2120832 | C | **13,417.–** | K | **1,222.–** | 7 |

🚚 = ready for delivery, L = supply availability, C = approx. 2 weeks, K = approx. 4 weeks, AX = up to 16 weeks delivery time, please inquire for every order, A = on request, 📞 = please contact Wilo
Subject to change – all prices do not include VAT. Our General Terms of Delivery and Service apply (see www.wilo.com/legal) – valid from 01/01/2022 in Germany.

**Price group: PG3**

| Ordering information (4-pole types) | | | | | | | | | Additional charge | | |
|---|---|---|---|---|---|---|---|---|---|---|---|
| **Type** | **Motor efficiency class** | **Nominal flange diameter** | **Port-to-port length** | **Rated power** | **Net weight, approx.** | **Art. no.** | | | | **Red brass impeller (L1 version)** | **GRD group** |
| | | | *L0* mm | $P_2$ kW | *m* kg | | 🚚 | EUR | 🚚 | EUR | |
| **CronoLine-IL 200/270-30/4** | IE3 | DN 200 | 800 | 30 | 518 | 2120833 | A | **13,417.–** | K | **1,222.–** | 7 |
| **CronoLine-IL 200/300-37/4** | IE3 | DN 200 | 820 | 37 | 595 | 2142048 | K | **14,246.–** | K | **1,488.–** | 8 |
| **CronoLine-IL 200/315-37/4** | IE3 | DN 200 | 820 | 37 | 595 | 2142049 | K | **14,246.–** | AX | **1,488.–** | 8 |
| **CronoLine-IL 200/335-37/4** | IE3 | DN 200 | 820 | 37 | 595 | 2142050 | K | **14,246.–** | AX | **1,488.–** | 8 |
| **CronoLine-IL 200/335-45/4** | IE3 | DN 200 | 820 | 45 | 630 | 2142051 | K | **16,358.–** | AX | **1,488.–** | 8 |
| **CronoLine-IL 200/345-45/4** | IE3 | DN 200 | 820 | 45 | 630 | 2142052 | K | **16,358.–** | AX | **1,488.–** | 8 |
| **CronoLine-IL 200/345-55/4** | IE3 | DN 200 | 820 | 55 | 886 | 2142053 | K | **17,086.–** | AX | **1,488.–** | 8 |
| **CronoLine-IL 200/360-37/4** | IE3 | DN 200 | 1100 | 37 | 693 | 2155280 | K | **15,560.–** | A | **1,918.–** | 15 |
| **CronoLine-IL 200/360-45/4** | IE3 | DN 200 | 1100 | 45 | 728 | 2145051 | K | **17,608.–** | A | **1,918.–** | 15 |
| **CronoLine-IL 200/370-45/4** | IE3 | DN 200 | 1100 | 45 | 728 | 2155279 | K | **17,608.–** | A | **1,918.–** | 15 |
| **CronoLine-IL 200/370-55/4** | IE3 | DN 200 | 1100 | 55 | 987 | 2145052 | K | **18,736.–** | A | **1,918.–** | 15 |
| **CronoLine-IL 200/380-55/4** | IE3 | DN 200 | 1100 | 55 | 987 | 2155278 | K | **18,736.–** | A | **1,918.–** | 15 |
| **CronoLine-IL 200/380-75/4** | IE3 | DN 200 | 1100 | 75 | 1083 | 2145053 | K | **20,802.–** | A | **1,918.–** | 15 |
| **CronoLine-IL 200/390-75/4** | IE3 | DN 200 | 1100 | 75 | 1083 | 2155277 | K | **20,802.–** | A | **1,918.–** | 15 |
| **CronoLine-IL 200/390-90/4** | IE3 | DN 200 | 1100 | 90 | 1111 | 2145054 | K | **25,110.–** | K | **1,918.–** | 15 |
| **CronoLine-IL 200/400-90/4** | IE3 | DN 200 | 1100 | 90 | 1111 | 2155276 | K | **25,110.–** | A | **1,918.–** | 15 |
| **CronoLine-IL 200/400-110/4** | IE3 | DN 200 | 1100 | 110 | 1391 | 2145055 | K | **33,623.–** | A | **1,918.–** | 15 |
| **CronoLine-IL 250/365-75/4** | IE3 | DN 250 | 1150 | 75 | 1362 | 2151795 | A | **34,160.–** | – | **–** | 9 |
| **CronoLine-IL 250/375-75/4** | IE3 | DN 250 | 1150 | 75 | 1362 | 2151794 | A | **34,160.–** | – | **–** | 9 |
| **CronoLine-IL 250/385-75/4** | IE3 | DN 250 | 1150 | 75 | 1362 | 2151793 | A | **34,160.–** | – | **–** | 9 |
| **CronoLine-IL 250/385-90/4** | IE3 | DN 250 | 1150 | 90 | 1390 | 2151792 | A | **37,328.–** | – | **–** | 9 |
| **CronoLine-IL 250/395-90/4** | IE3 | DN 250 | 1150 | 90 | 1390 | 2151791 | A | **37,328.–** | – | **–** | 9 |
| **CronoLine-IL 250/395-110/4** | IE3 | DN 250 | 1150 | 110 | 1688 | 2151790 | A | **41,354.–** | – | **–** | 9 |
| **CronoLine-IL 250/405-90/4** | IE3 | DN 250 | 1150 | 90 | 1390 | 2151789 | A | **37,328.–** | – | **–** | 9 |
| **CronoLine-IL 250/405-110/4** | IE3 | DN 250 | 1150 | 110 | 1688 | 2151788 | A | **41,354.–** | – | **–** | 9 |
| **CronoLine-IL 250/415-110/4** | IE3 | DN 250 | 1150 | 110 | 1688 | 2151787 | A | **41,354.–** | – | **–** | 9 |
| **CronoLine-IL 250/415-132/4** | IE3 | DN 250 | 1150 | 132 | 1733 | 2151786 | A | **46,860.–** | – | **–** | 9 |
| **CronoLine-IL 250/425-110/4** | IE3 | DN 250 | 1150 | 110 | 1688 | 2151785 | A | **41,354.–** | – | **–** | 9 |
| **CronoLine-IL 250/425-132/4** | IE3 | DN 250 | 1150 | 132 | 1733 | 2151784 | A | **46,860.–** | – | **–** | 9 |
| **CronoLine-IL 250/435-132/4** | IE3 | DN 250 | 1150 | 132 | 1733 | 2151783 | A | **46,860.–** | – | **–** | 9 |
| **CronoLine-IL 250/435-160/4** | IE3 | DN 250 | 1150 | 160 | 1768 | 2151782 | A | **50,615.–** | – | **–** | 9 |
| **CronoLine-IL 250/445-132/4** | IE3 | DN 250 | 1150 | 132 | 1733 | 2151781 | A | **46,860.–** | – | **–** | 9 |
| **CronoLine-IL 250/445-160/4** | IE3 | DN 250 | 1150 | 160 | 1768 | 2151780 | A | **50,615.–** | – | **–** | 9 |
| **CronoLine-IL 250/460-132/4** | IE3 | DN 250 | 1200 | 132 | 1736 | 2120856 | A | **46,860.–** | – | **–** | 9 |
| **CronoLine-IL 250/460-160/4** | IE3 | DN 250 | 1200 | 160 | 1771 | 2120857 | A | **50,615.–** | – | **–** | 9 |
| **CronoLine-IL 250/470-160/4** | IE3 | DN 250 | 1200 | 160 | 1771 | 2120858 | A | **50,615.–** | – | **–** | 9 |
| **CronoLine-IL 250/470-200/4** | IE3 | DN 250 | 1200 | 200 | 2021 | 2120859 | A | **63,644.–** | – | **–** | 9 |
| **CronoLine-IL 250/480-160/4** | IE3 | DN 250 | 1200 | 160 | 1771 | 2120860 | A | **50,615.–** | – | **–** | 9 |
| **CronoLine-IL 250/480-200/4** | IE3 | DN 250 | 1200 | 200 | 2021 | 2120861 | A | **63,644.–** | – | **–** | 9 |



🚚 = ready for delivery, L = supply availability, C = approx. 2 weeks, K = approx. 4 weeks, AX = up to 16 weeks delivery time, please inquire for every order, A = on request, 📞 = please contact Wilo
Subject to change – all prices do not include VAT. Our General Terms of Delivery and Service apply (see www.wilo.com/legal) – valid from 01/01/2022 in Germany.

Price group: PG3

| Ordering information (6-pole types) | | | | | | | | | Additional charge | | |
|---|---|---|---|---|---|---|---|---|---|---|---|
| Type | Motor efficiency class | Nominal flange diameter | Port-to-port length | Rated power | Net weight, approx. | Art. no. | | | | Red brass impeller (L1 version) | GRD group |
| | | | *L0* mm | $P_2$ kW | *m* kg | | | EUR | | EUR | |
| **CronoLine-IL 200/240-7,5/6** | IE3 | DN 200 | 800 | 7.5 | 360 | 2120940 | A | **7,821.–** | A | **1,222.–** | 7 |
| **CronoLine-IL 200/260-7,5/6** | IE3 | DN 200 | 800 | 7.5 | 360 | 2120941 | A | **7,821.–** | A | **1,222.–** | 7 |
| **CronoLine-IL 200/270-11/6** | IE3 | DN 200 | 800 | 11 | 375 | 2120942 | A | **8,090.–** | A | **1,222.–** | 7 |

Price group: PG3

| Ordering information (2-pole types, special mechanical seal for water-glycol mixture) | | | | | | | | | Additional charge | | |
|---|---|---|---|---|---|---|---|---|---|---|---|
| Type | Motor efficiency class | Nominal flange diameter | Port-to-port length | Rated power | Net weight, approx. | Art. no. | | | | Red brass impeller (L1 version) | GRD group |
| | | | *L0* mm | $P_2$ kW | *m* kg | | | EUR | | | |
| **CronoLine-IL 32/140-1,5/2-S1** | IE3 | DN 32 | 320 | 1.5 | 53 | 2171302 | K | **1,549.–** | A | ✆ | 4 |
| **CronoLine-IL 32/150-2,2/2-S1** | IE3 | DN 32 | 320 | 2.2 | 56 | 2164223 | K | **1,657.–** | A | ✆ | 4 |
| **CronoLine-IL 32/160-2,2/2-S1** | IE3 | DN 32 | 320 | 2.2 | 56 | 2171303 | K | **1,657.–** | A | ✆ | 4 |
| **CronoLine-IL 32/160-3/2-S1** | IE3 | DN 32 | 320 | 3 | 59 | 2171304 | K | **1,737.–** | A | ✆ | 4 |
| **CronoLine-IL 32/170-3/2-S1** | IE3 | DN 32 | 320 | 3 | 59 | 2166971 | K | **1,737.–** | A | ✆ | 4 |
| **CronoLine-IL 32/170-4/2-S1** | IE3 | DN 32 | 320 | 4 | 67 | 2137647 | K | **1,776.–** | A | ✆ | 4 |
| **CronoLine-IL 40/140-2,2/2-S1** | IE3 | DN 40 | 340 | 2.2 | 57 | 2171305 | K | **1,675.–** | A | ✆ | 4 |
| **CronoLine-IL 40/150-3/2-S1** | IE3 | DN 40 | 340 | 3 | 61 | 2164237 | K | **1,749.–** | A | ✆ | 4 |
| **CronoLine-IL 40/160-4/2-S1** | IE3 | DN 40 | 340 | 4 | 69 | 2171306 | K | **2,029.–** | A | ✆ | 4 |
| **CronoLine-IL 40/170-5,5/2-S1** | IE3 | DN 40 | 340 | 5.5 | 86 | 2167007 | K | **2,661.–** | A | ✆ | 4 |
| **CronoLine-IL 40/200-7,5/2-S1** | IE3 | DN 40 | 440 | 7.5 | 102 | 2171307 | K | **2,723.–** | A | ✆ | 5 |
| **CronoLine-IL 40/220-11/2-S1** | IE3 | DN 40 | 440 | 11 | 154 | 2171308 | K | **3,481.–** | A | ✆ | 5 |
| **CronoLine-IL 50/110-1,5/2-S1** | IE3 | DN 50 | 340 | 1.5 | 52 | 2171309 | K | **1,586.–** | A | ✆ | 4 |
| **CronoLine-IL 50/120-2,2/2-S1** | IE3 | DN 50 | 340 | 2.2 | 55 | 2167020 | K | **1,684.–** | A | ✆ | 4 |
| **CronoLine-IL 50/130-3/2-S1** | IE3 | DN 50 | 340 | 3 | 59 | 2171311 | K | **1,770.–** | A | ✆ | 4 |
| **CronoLine-IL 50/140-3/2-S1** | IE3 | DN 50 | 340 | 3 | 59 | 2171312 | K | **1,770.–** | A | ✆ | 4 |
| **CronoLine-IL 50/140-4/2-S1** | IE3 | DN 50 | 340 | 4 | 67 | 2167016 | K | **2,059.–** | A | ✆ | 4 |
| **CronoLine-IL 50/160-5,5/2-S1** | IE3 | DN 50 | 340 | 5.5 | 90 | 2166996 | K | **2,712.–** | A | ✆ | 5 |
| **CronoLine-IL 50/170-7,5/2-S1** | IE3 | DN 50 | 340 | 7.5 | 93 | 2171313 | K | **2,736.–** | A | ✆ | 5 |
| **CronoLine-IL 50/180-7,5/2-S1** | IE3 | DN 50 | 440 | 7.5 | 106 | 2166977 | K | **2,736.–** | A | ✆ | 5 |
| **CronoLine-IL 50/210-11/2-S1** | IE3 | DN 50 | 440 | 11 | 157 | 2157780 | K | **3,777.–** | A | ✆ | 5 |
| **CronoLine-IL 50/220-11/2-S1** | IE3 | DN 50 | 440 | 11 | 157 | 2171314 | K | **3,777.–** | A | ✆ | 5 |
| **CronoLine-IL 50/220-15/2-S1** | IE3 | DN 50 | 440 | 15 | 176 | 2157873 | K | **4,091.–** | A | ✆ | 5 |
| **CronoLine-IL 50/250-18,5/2-S1** | IE3 | DN 50 | 440 | 18.5 | 201 | 2171315 | K | **5,272.–** | A | ✆ | 6 |
| **CronoLine-IL 50/250-22/2-S1** | IE3 | DN 50 | 440 | 22 | 217 | 2171316 | K | **6,069.–** | A | ✆ | 6 |
| **CronoLine-IL 50/270-22/2-S1** | IE3 | DN 50 | 440 | 22 | 217 | 2171317 | K | **6,069.–** | A | ✆ | 6 |
| **CronoLine-IL 50/270-30/2-S1** | IE3 | DN 50 | 440 | 30 | 344 | 2171318 | K | **6,476.–** | A | ✆ | 6 |
| **CronoLine-IL 65/110-3/2-S1** | IE3 | DN 65 | 340 | 3 | 62 | 2171319 | K | **1,872.–** | A | ✆ | 4 |
| **CronoLine-IL 65/120-3/2-S1** | IE3 | DN 65 | 340 | 3 | 62 | 2171320 | K | **1,872.–** | A | ✆ | 4 |
| **CronoLine-IL 65/120-4/2-S1** | IE3 | DN 65 | 340 | 4 | 70 | 2166997 | K | **2,074.–** | A | ✆ | 4 |
| **CronoLine-IL 65/130-4/2-S1** | IE3 | DN 65 | 340 | 4 | 70 | 2171321 | K | **2,074.–** | A | ✆ | 4 |
| **CronoLine-IL 65/130-5,5/2-S1** | IE3 | DN 65 | 340 | 5.5 | 87 | 2171322 | K | **2,778.–** | A | ✆ | 5 |
| **CronoLine-IL 65/140-5,5/2-S1** | IE3 | DN 65 | 340 | 5.5 | 87 | 2171323 | K | **2,778.–** | A | ✆ | 5 |
| **CronoLine-IL 65/140-7,5/2-S1** | IE3 | DN 65 | 340 | 7.5 | 90 | 2171324 | K | **2,898.–** | A | ✆ | 5 |
| **CronoLine-IL 65/150-5,5/2-S1** | IE3 | DN 65 | 430 | 5.5 | 96 | 2171325 | K | **2,778.–** | A | ✆ | 5 |
| **CronoLine-IL 65/160-5,5/2-S1** | IE3 | DN 65 | 430 | 5.5 | 96 | 2171326 | K | **2,778.–** | A | ✆ | 5 |

🚚 = ready for delivery, L = supply availability, C = approx. 2 weeks, K = approx. 4 weeks, AX = up to 16 weeks delivery time, please inquire for every order, A = on request, ✆ = please contact Wilo
Subject to change – all prices do not include VAT. Our General Terms of Delivery and Service apply (see www.wilo.com/legal) – valid from 01/01/2022 in Germany.

**Price group: PG3**

| Ordering information (2-pole types, special mechanical seal for water-glycol mixture) | | | | | | | | | | Additional charge | |
|---|---|---|---|---|---|---|---|---|---|---|---|
| **Type** | **Motor efficiency class** | **Nominal flange diameter** | **Port-to-port length** | **Rated power** | **Net weight, approx.** | **Art. no.** | | | | **Red brass impeller (L1 version)** | **GRD group** |
| | | | *L0* mm | $P_2$ kW | *m* kg | | | EUR | | | |
| **CronoLine-IL 65/160-7,5/2-S1** | IE3 | DN 65 | 430 | 7.5 | 99 | 2155236 | K | **2,898.–** | A | | 5 |
| **CronoLine-IL 65/170-11/2-S1** | IE3 | DN 65 | 430 | 11 | 144 | 2157833 | K | **3,802.–** | A | | 5 |
| **CronoLine-IL 65/200-11/2-S1** | IE3 | DN 65 | 475 | 11 | 164 | 2171327 | K | **3,832.–** | A | | 6 |
| **CronoLine-IL 65/200-15/2-S1** | IE3 | DN 65 | 475 | 15 | 182 | 2157871 | K | **4,613.–** | A | | 6 |
| **CronoLine-IL 65/210-15/2-S1** | IE3 | DN 65 | 475 | 15 | 182 | 2171328 | K | **4,613.–** | A | | 6 |
| **CronoLine-IL 65/210-18,5/2-S1** | IE3 | DN 65 | 475 | 18.5 | 199 | 2157872 | K | **5,475.–** | A | | 6 |
| **CronoLine-IL 65/220-18,5/2-S1** | IE3 | DN 65 | 475 | 18.5 | 198 | 2171329 | K | **5,475.–** | A | | 6 |
| **CronoLine-IL 65/220-22/2-S1** | IE3 | DN 65 | 475 | 22 | 215 | 2171330 | K | **6,159.–** | A | | 6 |
| **CronoLine-IL 65/240-30/2-S1** | IE3 | DN 65 | 475 | 30 | 348 | 2171331 | K | **7,215.–** | A | | 6 |
| **CronoLine-IL 65/260-30/2-S1** | IE3 | DN 65 | 475 | 30 | 348 | 2171332 | K | **7,215.–** | A | | 6 |
| **CronoLine-IL 65/260-37/2-S1** | IE3 | DN 65 | 475 | 37 | 367 | 2171333 | K | **8,539.–** | A | | 6 |
| **CronoLine-IL 80/110-3/2-S1** | IE3 | DN 80 | 400 | 3 | 70 | 2171334 | K | **2,069.–** | A | | 4 |
| **CronoLine-IL 80/120-4/2-S1** | IE3 | DN 80 | 400 | 4 | 78 | 2171335 | K | **2,267.–** | A | | 4 |
| **CronoLine-IL 80/130-5,5/2-S1** | IE3 | DN 80 | 400 | 5.5 | 95 | 2171336 | K | **2,812.–** | A | | 5 |
| **CronoLine-IL 80/140-7,5/2-S1** | IE3 | DN 80 | 400 | 7.5 | 98 | 2163043 | K | **2,968.–** | A | | 5 |
| **CronoLine-IL 80/150-7,5/2-S1** | IE3 | DN 80 | 440 | 7.5 | 106 | 2163061 | K | **2,968.–** | A | | 5 |
| **CronoLine-IL 80/160-11/2-S1** | IE3 | DN 80 | 440 | 11 | 151 | 2157147 | K | **3,882.–** | A | | 5 |
| **CronoLine-IL 80/170-11/2-S1** | IE3 | DN 80 | 440 | 11 | 151 | 2158627 | K | **3,882.–** | A | | 5 |
| **CronoLine-IL 80/170-15/2-S1** | IE3 | DN 80 | 440 | 15 | 169 | 2157829 | K | **4,607.–** | A | | 5 |
| **CronoLine-IL 80/190-15/2-S1** | IE3 | DN 80 | 500 | 15 | 188 | 2171337 | K | **4,636.–** | A | | 6 |
| **CronoLine-IL 80/190-18,5/2-S1** | IE3 | DN 80 | 500 | 18.5 | 204 | 2163322 | K | **5,611.–** | A | | 6 |
| **CronoLine-IL 80/200-18,5/2-S1** | IE3 | DN 80 | 500 | 18.5 | 204 | 2157800 | K | **5,611.–** | A | | 6 |
| **CronoLine-IL 80/200-22/2-S1** | IE3 | DN 80 | 500 | 22 | 221 | 2158527 | K | **6,257.–** | A | | 6 |
| **CronoLine-IL 80/210-30/2-S1** | IE3 | DN 80 | 500 | 30 | 341 | 2171338 | K | **7,366.–** | A | | 6 |
| **CronoLine-IL 80/220-22/2-S1** | IE3 | DN 80 | 500 | 22 | 224 | 2171339 | K | **6,257.–** | A | | 6 |
| **CronoLine-IL 80/220-30/2-S1** | IE3 | DN 80 | 500 | 30 | 341 | 2171340 | K | **7,366.–** | A | | 6 |
| **CronoLine-IL 100/145-11/2-S1** | IE3 | DN 100 | 500 | 11 | 169 | 2163169 | K | **3,979.–** | A | | 6 |
| **CronoLine-IL 100/150-15/2-S1** | IE3 | DN 100 | 500 | 15 | 187 | 2158659 | K | **5,064.–** | A | | 6 |
| **CronoLine-IL 100/160-15/2-S1** | IE3 | DN 100 | 500 | 15 | 187 | 2171341 | K | **5,064.–** | A | | 6 |
| **CronoLine-IL 100/160-18,5/2-S1** | IE3 | DN 100 | 500 | 18.5 | 203 | 2167014 | K | **5,897.–** | A | | 6 |
| **CronoLine-IL 100/165-22/2-S1** | IE3 | DN 100 | 500 | 22 | 220 | 2164242 | K | **6,631.–** | A | | 6 |
| **CronoLine-IL 100/170-22/2-S1** | IE3 | DN 100 | 500 | 22 | 220 | 2164243 | K | **6,631.–** | A | | 6 |
| **CronoLine-IL 100/170-30/2-S1** | IE3 | DN 100 | 500 | 30 | 337 | 2164212 | K | **8,084.–** | A | | 6 |
| **CronoLine-IL 100/190-30/2-S1** | IE3 | DN 100 | 550 | 30 | 355 | 2171342 | K | **8,084.–** | A | | 6 |
| **CronoLine-IL 100/210-30/2-S1** | IE3 | DN 100 | 550 | 30 | 355 | 2171343 | K | **8,084.–** | A | | 6 |
| **CronoLine-IL 100/210-37/2-S1** | IE3 | DN 100 | 550 | 37 | 374 | 2171344 | K | **10,271.–** | A | | 6 |
| **CronoLine-IL 125/145-15/2-S1** | IE3 | DN 125 | 620 | 15 | 209 | 2171345 | K | **6,917.–** | A | | 6 |
| **CronoLine-IL 125/150-18,5/2-S1** | IE3 | DN 125 | 620 | 18.5 | 225 | 2171346 | K | **7,549.–** | A | | 6 |
| **CronoLine-IL 125/160-22/2-S1** | IE3 | DN 125 | 620 | 22 | 241 | 2157725 | K | **8,368.–** | A | | 6 |
| **CronoLine-IL 125/165-30/2-S1** | IE3 | DN 125 | 620 | 30 | 359 | 2158600 | K | **10,074.–** | A | | 6 |
| **CronoLine-IL 125/170-37/2-S1** | IE3 | DN 125 | 620 | 37 | 378 | 2163310 | K | **10,717.–** | A | | 6 |
| **CronoLine-IL 200/260-22/4-S1** | IE3 | DN 200 | 800 | 22 | 456 | 2164222 | K | **11,201.–** | A | | 7 |

= ready for delivery, L = supply availability, C = approx. 2 weeks, K = approx. 4 weeks, AX = up to 16 weeks delivery time, please inquire for every order, A = on request, = please contact Wilo
Subject to change – all prices do not include VAT. Our General Terms of Delivery and Service apply (see www.wilo.com/legal) – valid from 01/01/2022 in Germany.

**Price group: PG3**

| Ordering information (4-pole types, special mechanical seal for water-glycol mixture) | | | | | | | | | Additional charge | | |
|---|---|---|---|---|---|---|---|---|---|---|---|
| **Type** | **Motor efficiency class** | **Nominal flange diameter** | **Port-to-port length** | **Rated power** | **Net weight, approx.** | **Art. no.** | | | | **Red brass impeller (L1 version)** | **GRD group** |
| | | | *L0* mm | $P_2$ kW | *m* kg | | 🚚 | EUR | 🚚 | | |
| **CronoLine-IL 32/140-0,25/4-S1** | IE2 | DN 32 | 320 | 0.25 | 36 | 2043760 | K | **1,297.-** | A | 📞 | 4 |
| **CronoLine-IL 32/170-0,55/4-S1** | IE2 | DN 32 | 320 | 0.55 | 43 | 2053898 | K | **1,465.-** | A | 📞 | 4 |
| **CronoLine-IL 40/140-0,25/4-S1** | IE2 | DN 40 | 340 | 0.25 | 38 | 2066980 | K | **1,331.-** | A | 📞 | 4 |
| **CronoLine-IL 40/150-0,37/4-S1** | IE2 | DN 40 | 340 | 0.37 | 38 | 2117518 | K | **1,342.-** | A | 📞 | 4 |
| **CronoLine-IL 40/160-0,55/4-S1** | IE2 | DN 40 | 340 | 0.55 | 44 | 2057823 | K | **1,473.-** | A | 📞 | 4 |
| **CronoLine-IL 40/170-0,75/4-S1** | IE3 | DN 40 | 340 | 0.75 | 45 | 2167018 | K | **1,657.-** | A | 📞 | 4 |
| **CronoLine-IL 40/210-1,1/4-S1** | IE3 | DN 40 | 440 | 1.1 | 62 | 2142954 | K | **1,800.-** | A | 📞 | 4 |
| **CronoLine-IL 40/220-1,5/4-S1** | IE3 | DN 40 | 440 | 1.5 | 64 | 2171205 | K | **1,829.-** | A | 📞 | 4 |
| **CronoLine-IL 50/150-0,55/4-S1** | IE2 | DN 50 | 340 | 0.55 | 49 | 2040513 | K | **1,483.-** | A | 📞 | 4 |
| **CronoLine-IL 50/160-0,75/4-S1** | IE3 | DN 50 | 340 | 0.75 | 50 | 2171206 | K | **1,670.-** | A | 📞 | 4 |
| **CronoLine-IL 50/170-1,1/4-S1** | IE3 | DN 50 | 340 | 1.1 | 58 | 2171207 | K | **1,793.-** | A | 📞 | 4 |
| **CronoLine-IL 50/200-1,5/4-S1** | IE3 | DN 50 | 440 | 1.5 | 70 | 2171208 | K | **1,850.-** | A | 📞 | 4 |
| **CronoLine-IL 50/220-2,2/4-S1** | IE3 | DN 50 | 440 | 2.2 | 79 | 2171209 | K | **2,023.-** | A | 📞 | 4 |
| **CronoLine-IL 50/260-3/4-S1** | IE3 | DN 50 | 440 | 3 | 94 | 2171210 | K | **2,080.-** | A | 📞 | 5 |
| **CronoLine-IL 50/270-3/4-S1** | IE3 | DN 50 | 440 | 3 | 94 | 2171211 | K | **2,080.-** | A | 📞 | 5 |
| **CronoLine-IL 50/270-4/4-S1** | IE3 | DN 50 | 440 | 4 | 101 | 2171212 | K | **2,340.-** | A | 📞 | 5 |
| **CronoLine-IL 65/120-0,55/4-S1** | IE2 | DN 65 | 340 | 0.55 | 45 | 2167000 | K | **1,607.-** | A | 📞 | 4 |
| **CronoLine-IL 65/130-0,75/4-S1** | IE3 | DN 65 | 340 | 0.75 | 46 | 2171213 | K | **1,801.-** | A | 📞 | 4 |
| **CronoLine-IL 65/140-1,1/4-S1** | IE3 | DN 65 | 340 | 1.1 | 54 | 2171214 | K | **1,859.-** | A | 📞 | 4 |
| **CronoLine-IL 65/150-0,75/4-S1** | IE3 | DN 65 | 430 | 0.75 | 55 | 2171215 | K | **1,801.-** | A | 📞 | 4 |
| **CronoLine-IL 65/160-1,1/4-S1** | IE3 | DN 65 | 430 | 1.1 | 63 | 2171216 | K | **1,859.-** | A | 📞 | 4 |
| **CronoLine-IL 65/170-1,1/4-S1** | IE3 | DN 65 | 430 | 1.1 | 63 | 2171217 | K | **1,859.-** | A | 📞 | 4 |
| **CronoLine-IL 65/170-1,5/4-S1** | IE3 | DN 65 | 430 | 1.5 | 65 | 2171218 | K | **1,872.-** | A | 📞 | 4 |
| **CronoLine-IL 65/210-2,2/4-S1** | IE3 | DN 65 | 475 | 2.2 | 83 | 2171219 | K | **2,192.-** | A | 📞 | 5 |
| **CronoLine-IL 65/220-2,2/4-S1** | IE3 | DN 65 | 475 | 2.2 | 83 | 2171220 | K | **2,192.-** | A | 📞 | 5 |
| **CronoLine-IL 65/220-3/4-S1** | IE3 | DN 65 | 475 | 3 | 91 | 2171221 | K | **2,332.-** | A | 📞 | 5 |
| **CronoLine-IL 65/250-3/4-S1** | IE3 | DN 65 | 475 | 3 | 97 | 2171222 | K | **2,332.-** | A | 📞 | 5 |
| **CronoLine-IL 65/250-4/4-S1** | IE3 | DN 65 | 475 | 4 | 104 | 2171223 | K | **2,653.-** | A | 📞 | 5 |
| **CronoLine-IL 65/270-4/4-S1** | IE3 | DN 65 | 475 | 4 | 104 | 2171224 | K | **2,653.-** | A | 📞 | 5 |
| **CronoLine-IL 65/270-5,5/4-S1** | IE3 | DN 65 | 475 | 5.5 | 141 | 2171225 | K | **2,790.-** | A | 📞 | 5 |
| **CronoLine-IL 80/145-1,1/4-S1** | IE3 | DN 80 | 440 | 1.1 | 71 | 2171226 | K | **1,958.-** | A | 📞 | 4 |
| **CronoLine-IL 80/150-1,1/4-S1** | IE3 | DN 80 | 440 | 1.1 | 71 | 2171227 | K | **1,958.-** | A | 📞 | 4 |
| **CronoLine-IL 80/160-1,5/4-S1** | IE3 | DN 80 | 440 | 1.5 | 73 | 2171228 | K | **2,020.-** | A | 📞 | 4 |
| **CronoLine-IL 80/170-2,2/4-S1** | IE3 | DN 80 | 440 | 2.2 | 83 | 2167002 | K | **2,260.-** | A | 📞 | 4 |
| **CronoLine-IL 80/210-3/4-S1** | IE3 | DN 80 | 500 | 3 | 98 | 2166990 | K | **2,493.-** | A | 📞 | 5 |
| **CronoLine-IL 80/220-4/4-S1** | IE3 | DN 80 | 500 | 4 | 105 | 2171229 | K | **3,161.-** | A | 📞 | 5 |
| **CronoLine-IL 80/270-5,5/4-S1** | IE3 | DN 80 | 500 | 5.5 | 110 | 2171230 | K | **3,400.-** | A | 📞 | 5 |
| **CronoLine-IL 100/145-1,1/4-S1** | IE3 | DN 100 | 500 | 1.1 | 84 | 2171231 | K | **2,244.-** | A | 📞 | 5 |
| **CronoLine-IL 100/150-1,5/4-S1** | IE3 | DN 100 | 500 | 1.5 | 86 | 2171232 | K | **3,195.-** | A | 📞 | 5 |
| **CronoLine-IL 100/160-2,2/4-S1** | IE3 | DN 100 | 500 | 2.2 | 93 | 2171233 | K | **3,409.-** | A | 📞 | 5 |
| **CronoLine-IL 100/170-2,2/4-S1** | IE3 | DN 100 | 500 | 2.2 | 93 | 2171234 | K | **3,409.-** | A | 📞 | 5 |
| **CronoLine-IL 100/170-3/4-S1** | IE3 | DN 100 | 500 | 3 | 104 | 2171235 | K | **3,447.-** | A | 📞 | 5 |
| **CronoLine-IL 100/200-3/4-S1** | IE3 | DN 100 | 550 | 3 | 111 | 2171236 | K | **3,447.-** | A | 📞 | 5 |
| **CronoLine-IL 100/220-4/4-S1** | IE3 | DN 100 | 550 | 4 | 118 | 2171238 | K | **4,101.-** | A | 📞 | 5 |

🚚 = ready for delivery, L = supply availability, C = approx. 2 weeks, K = approx. 4 weeks, AX = up to 16 weeks delivery time, please inquire for every order, A = on request, 📞 = please contact Wilo
Subject to change – all prices do not include VAT. Our General Terms of Delivery and Service apply (see www.wilo.com/legal) – valid from 01/01/2022 in Germany.

Price group: PG3

| Ordering information (4-pole types, special mechanical seal for water-glycol mixture) | | | | | | | | | Additional charge | | |
|---|---|---|---|---|---|---|---|---|---|---|---|
| Type | Motor efficiency class | Nominal flange diameter | Port-to-port length | Rated power | Net weight, approx. | Art. no. | | | | Red brass impeller (L1 version) | GRD group |
| | | | *L0* mm | $P_2$ kW | *m* kg | | | EUR | | | |
| CronoLine-IL 100/220-5,5/4-S1 | IE3 | DN 100 | 550 | 5.5 | 156 | 2171239 | K | 4,709.– | A | ✆ | 5 |
| CronoLine-IL 100/250-5,5/4-S1 | IE3 | DN 100 | 550 | 5.5 | 168 | 2171240 | K | 4,709.– | A | ✆ | 5 |
| CronoLine-IL 100/250-7,5/4-S1 | IE3 | DN 100 | 550 | 7.5 | 178 | 2157218 | K | 5,288.– | A | ✆ | 5 |
| CronoLine-IL 100/260-7,5/4-S1 | IE3 | DN 100 | 550 | 7.5 | 178 | 2164227 | K | 5,317.– | A | ✆ | 6 |
| CronoLine-IL 100/260-11/4-S1 | IE3 | DN 100 | 550 | 11 | 205 | 2163305 | K | 6,350.– | A | ✆ | 6 |
| CronoLine-IL 100/265-5,5/4-S1 | IE3 | DN 100 | 700 | 5.5 | 217 | 2212351 | K | 4,784.– | A | ✆ | 13 |
| CronoLine-IL 100/270-11/4-S1 | IE3 | DN 100 | 550 | 11 | 205 | 2162264 | K | 6,350.– | A | ✆ | 6 |
| CronoLine-IL 100/350-11/4-S1 | IE3 | DN 100 | 760 | 11 | 351 | 2171241 | K | 7,177.– | A | ✆ | 14 |
| CronoLine-IL 100/350-15/4-S1 | IE3 | DN 100 | 760 | 15 | 373 | 2174600 | K | 7,739.– | A | ✆ | 14 |
| CronoLine-IL 100/360-15/4-S1 | IE3 | DN 100 | 760 | 15 | 373 | 2171243 | K | 7,739.– | A | ✆ | 14 |
| CronoLine-IL 100/360-18,5/4-S1 | IE3 | DN 100 | 760 | 18.5 | 403 | 2171244 | K | 7,919.– | A | ✆ | 14 |
| CronoLine-IL 100/370-18,5/4-S1 | IE3 | DN 100 | 760 | 18.5 | 403 | 2171245 | K | 7,919.– | A | ✆ | 14 |
| CronoLine-IL 100/370-22/4-S1 | IE3 | DN 100 | 760 | 22 | 454 | 2171246 | K | 8,250.– | A | ✆ | 14 |
| CronoLine-IL 100/380-22/4-S1 | IE3 | DN 100 | 760 | 22 | 454 | 2171247 | K | 8,250.– | A | ✆ | 14 |
| CronoLine-IL 100/380-30/4-S1 | IE3 | DN 100 | 760 | 30 | 516 | 2171248 | K | 8,950.– | A | ✆ | 14 |
| CronoLine-IL 100/390-30/4-S1 | IE3 | DN 100 | 760 | 30 | 516 | 2171249 | K | 8,950.– | A | ✆ | 14 |
| CronoLine-IL 100/390-37/4-S1 | IE3 | DN 100 | 760 | 37 | 585 | 2171250 | K | 14,491.– | A | ✆ | 15 |
| CronoLine-IL 100/400-37/4-S1 | IE3 | DN 100 | 760 | 37 | 585 | 2171251 | K | 14,491.– | A | ✆ | 15 |
| CronoLine-IL 100/400-45/4-S1 | IE3 | DN 100 | 760 | 45 | 620 | 2171252 | K | 15,038.– | A | ✆ | 15 |
| CronoLine-IL 125/145-1,5/4-S1 | IE3 | DN 125 | 620 | 1.5 | 107 | 2171253 | K | 2,664.– | A | ✆ | 5 |
| CronoLine-IL 125/150-2,2/4-S1 | IE3 | DN 125 | 620 | 2.2 | 117 | 2171254 | K | 2,815.– | A | ✆ | 5 |
| CronoLine-IL 125/160-3/4-S1 | IE3 | DN 125 | 620 | 3 | 125 | 2171255 | K | 3,294.– | A | ✆ | 5 |
| CronoLine-IL 125/170-4/4-S1 | IE3 | DN 125 | 620 | 4 | 132 | 2171256 | K | 4,197.– | A | ✆ | 5 |
| CronoLine-IL 125/190-4/4-S1 | IE3 | DN 125 | 620 | 4 | 132 | 2171257 | K | 4,197.– | A | ✆ | 5 |
| CronoLine-IL 125/210-5,5/4-S1 | IE3 | DN 125 | 620 | 5.5 | 170 | 2171258 | K | 4,807.– | A | ✆ | 5 |
| CronoLine-IL 125/220-5,5/4-S1 | IE3 | DN 125 | 620 | 5.5 | 170 | 2171259 | K | 4,807.– | A | ✆ | 5 |
| CronoLine-IL 125/220-7,5/4-S1 | IE3 | DN 125 | 620 | 7.5 | 182 | 2155244 | K | 5,661.– | A | ✆ | 5 |
| CronoLine-IL 125/250-11/4-S1 | IE3 | DN 125 | 620 | 11 | 230 | 2171260 | K | 6,495.– | A | ✆ | 6 |
| CronoLine-IL 125/270-11/4-S1 | IE3 | DN 125 | 620 | 11 | 230 | 2171261 | K | 6,495.– | A | ✆ | 6 |
| CronoLine-IL 125/270-15/4-S1 | IE3 | DN 125 | 620 | 15 | 252 | 2158750 | K | 7,566.– | A | ✆ | 6 |
| CronoLine-IL 125/300-15/4-S1 | IE3 | DN 125 | 700 | 15 | 284 | 2171262 | K | 7,643.– | A | ✆ | 7 |
| CronoLine-IL 125/300-18,5/4-S1 | IE3 | DN 125 | 700 | 18.5 | 314 | 2171263 | K | 8,136.– | A | ✆ | 7 |
| CronoLine-IL 125/320-18,5/4-S1 | IE3 | DN 125 | 700 | 18.5 | 315 | 2174618 | K | 8,136.– | A | ✆ | 7 |
| CronoLine-IL 125/320-22/4-S1 | IE3 | DN 125 | 700 | 22 | 366 | 2163246 | K | 8,761.– | A | ✆ | 7 |
| CronoLine-IL 125/340-22/4-S1 | IE3 | DN 125 | 700 | 22 | 366 | 2171265 | K | 8,761.– | A | ✆ | 7 |
| CronoLine-IL 125/340-30/4-S1 | IE3 | DN 125 | 700 | 30 | 429 | 2157307 | K | 9,320.– | A | ✆ | 7 |
| CronoLine-IL 125/380-30/4-S1 | IE3 | DN 125 | 860 | 30 | 543 | 2199885 | K | 9,429.– | A | ✆ | 15 |
| CronoLine-IL 125/380-37/4-S1 | IE3 | DN 125 | 860 | 37 | 575 | 2199886 | K | 14,380.– | A | ✆ | 15 |
| CronoLine-IL 125/390-37/4-S1 | IE3 | DN 125 | 860 | 37 | 610 | 2199887 | K | 14,380.– | A | ✆ | 15 |
| CronoLine-IL 125/390-45/4-S1 | IE3 | DN 125 | 860 | 45 | 610 | 2199888 | K | 16,478.– | A | ✆ | 15 |
| CronoLine-IL 125/400-45/4-S1 | IE3 | DN 125 | 860 | 45 | 855 | 2199889 | K | 16,478.– | A | ✆ | 15 |
| CronoLine-IL 125/400-55/4-S1 | IE3 | DN 125 | 860 | 55 | 858 | 2199890 | K | 19,107.– | A | ✆ | 15 |
| CronoLine-IL 150/190-5,5/4-S1 | IE3 | DN 150 | 700 | 5.5 | 202 | 2171266 | K | 4,839.– | A | ✆ | 5 |
| CronoLine-IL 150/200-7,5/4-S1 | IE3 | DN 150 | 700 | 7.5 | 212 | 2164255 | K | 6,351.– | A | ✆ | 5 |
| CronoLine-IL 150/220-11/4-S1 | IE3 | DN 150 | 700 | 11 | 238 | 2166978 | K | 6,696.– | A | ✆ | 6 |
| CronoLine-IL 150/250-15/4-S1 | IE3 | DN 150 | 700 | 15 | 313 | 2171267 | K | 7,690.– | A | ✆ | 7 |

🚚 = ready for delivery, L = supply availability, C = approx. 2 weeks, K = approx. 4 weeks, AX = up to 16 weeks delivery time, please inquire for every order, A = on request, ✆ = please contact Wilo
Subject to change – all prices do not include VAT. Our General Terms of Delivery and Service apply (see www.wilo.com/legal) – valid from 01/01/2022 in Germany.

**Price group: PG3**

| Ordering information (4-pole types, special mechanical seal for water-glycol mixture) | | | | | | | | | Additional charge | | |
|---|---|---|---|---|---|---|---|---|---|---|---|
| **Type** | **Motor efficiency class** | **Nominal flange diameter** | **Port-to-port length** | **Rated power** | **Net weight, approx.** | **Art. no.** | | | | **Red brass impeller (L1 version)** | **GRD group** |
| | | | *L0* mm | $P_2$ kW | *m* kg | | 🚚 | EUR | 🚚 | | |
| **CronoLine-IL 150/260-15/4-S1** | IE3 | DN 150 | 700 | 15 | 313 | 2171268 | K | **7,690.-** | A | 📞 | 7 |
| **CronoLine-IL 150/260-18,5/4-S1** | IE3 | DN 150 | 700 | 18.5 | 343 | 2133842 | K | **8,855.-** | A | 📞 | 7 |
| **CronoLine-IL 150/270-18,5/4-S1** | IE3 | DN 150 | 700 | 18.5 | 343 | 2171269 | K | **8,855.-** | A | 📞 | 7 |
| **CronoLine-IL 150/270-22/4-S1** | IE3 | DN 150 | 700 | 22 | 394 | 2163064 | K | **9,598.-** | A | 📞 | 7 |
| **CronoLine-IL 150/305-30/4-S1** | IE3 | DN 150 | 770 | 30 | 482 | 2170026 | K | **12,333.-** | A | 📞 | 7 |
| **CronoLine-IL 150/325-30/4-S1** | IE3 | DN 150 | 770 | 30 | 482 | 2171270 | K | **12,333.-** | A | 📞 | 7 |
| **CronoLine-IL 150/325-37/4-S1-IE3** | IE3 | DN 150 | 770 | 37 | 520 | 2161331 | K | **13,137.-** | A | 📞 | 8 |
| **CronoLine-IL 150/335-37/4-S1** | IE3 | DN 150 | 770 | 37 | 520 | 2163386 | K | **13,137.-** | A | 📞 | 8 |
| **CronoLine-IL 150/335-45/4-S1** | IE3 | DN 150 | 770 | 45 | 555 | 2163124 | K | **15,381.-** | A | 📞 | 8 |
| **CronoLine-IL 150/360-30/4-S1** | IE3 | DN 150 | 940 | 30 | 555 | 2199891 | K | **12,442.-** | A | 📞 | 15 |
| **CronoLine-IL 150/360-37/4-S1** | IE3 | DN 150 | 940 | 37 | 587 | 2199892 | K | **14,675.-** | A | 📞 | 15 |
| **CronoLine-IL 150/370-37/4-S1** | IE3 | DN 150 | 940 | 37 | 622 | 2199893 | K | **14,675.-** | A | 📞 | 15 |
| **CronoLine-IL 150/370-45/4-S1** | IE3 | DN 150 | 940 | 45 | 622 | 2199894 | K | **16,918.-** | A | 📞 | 15 |
| **CronoLine-IL 150/380-45/4-S1** | IE3 | DN 150 | 940 | 45 | 867 | 2199895 | K | **16,918.-** | A | 📞 | 15 |
| **CronoLine-IL 150/380-55/4-S1** | IE3 | DN 150 | 940 | 55 | 881 | 2199896 | K | **19,997.-** | A | 📞 | 15 |
| **CronoLine-IL 150/390-55/4-S1** | IE3 | DN 150 | 940 | 55 | 976 | 2199897 | K | **19,997.-** | A | 📞 | 15 |
| **CronoLine-IL 150/390-75/4-S1** | IE3 | DN 150 | 940 | 75 | 977 | 2199898 | K | **22,416.-** | A | 📞 | 15 |
| **CronoLine-IL 150/400-75/4-S1** | IE3 | DN 150 | 940 | 75 | 1005 | 2199899 | K | **22,416.-** | A | 📞 | 15 |
| **CronoLine-IL 150/400-90/4-S1** | IE3 | DN 150 | 940 | 90 | 1005 | 2199900 | K | **26,399.-** | A | 📞 | 15 |
| **CronoLine-IL 200/230-11/4-S1** | IE3 | DN 200 | 800 | 11 | 352 | 2155493 | K | **9,790.-** | A | 📞 | 7 |
| **CronoLine-IL 200/240-15/4-S1** | IE3 | DN 200 | 800 | 15 | 374 | 2133841 | K | **9,807.-** | A | 📞 | 7 |
| **CronoLine-IL 200/250-18,5/4-S1** | IE3 | DN 200 | 800 | 18.5 | 405 | 2163164 | K | **10,424.-** | A | 📞 | 7 |
| **CronoLine-IL 200/265-22/4-S1** | IE3 | DN 200 | 800 | 22 | 456 | 2171271 | K | **11,201.-** | A | 📞 | 7 |
| **CronoLine-IL 200/265-30/4-S1** | IE3 | DN 200 | 800 | 30 | 518 | 2162895 | K | **13,575.-** | A | 📞 | 7 |
| **CronoLine-IL 200/270-30/4-S1** | IE3 | DN 200 | 800 | 30 | 518 | 2167017 | K | **13,575.-** | A | 📞 | 7 |
| **CronoLine-IL 200/300-37/4-S1** | IE3 | DN 200 | 820 | 37 | 595 | 2157724 | K | **14,526.-** | A | 📞 | 8 |
| **CronoLine-IL 200/315-37/4-S1** | IE3 | DN 200 | 820 | 37 | 595 | 2162893 | K | **14,526.-** | A | 📞 | 8 |
| **CronoLine-IL 200/335-37/4-S1** | IE3 | DN 200 | 820 | 37 | 595 | 2171272 | K | **14,526.-** | A | 📞 | 8 |
| **CronoLine-IL 200/335-45/4-S1** | IE3 | DN 200 | 820 | 45 | 630 | 2171273 | K | **16,638.-** | A | 📞 | 8 |
| **CronoLine-IL 200/345-45/4-S1** | IE3 | DN 200 | 820 | 45 | 630 | 2171274 | K | **16,638.-** | A | 📞 | 8 |
| **CronoLine-IL 200/345-55/4-S1** | IE3 | DN 200 | 820 | 55 | 886 | 2157841 | K | **17,366.-** | A | 📞 | 8 |
| **CronoLine-IL 200/360-37/4-S1** | IE3 | DN 200 | 1100 | 37 | 693 | 2171275 | K | **17,378.-** | A | 📞 | 15 |
| **CronoLine-IL 200/360-45/4-S1** | IE3 | DN 200 | 1100 | 45 | 728 | 2171276 | K | **19,426.-** | A | 📞 | 15 |
| **CronoLine-IL 200/370-45/4-S1** | IE3 | DN 200 | 1100 | 45 | 728 | 2171277 | K | **19,426.-** | A | 📞 | 15 |
| **CronoLine-IL 200/370-55/4-S1** | IE3 | DN 200 | 1100 | 55 | 987 | 2171278 | K | **20,554.-** | A | 📞 | 15 |
| **CronoLine-IL 200/380-55/4-S1** | IE3 | DN 200 | 1100 | 55 | 987 | 2171279 | K | **20,554.-** | A | 📞 | 15 |
| **CronoLine-IL 200/380-75/4-S1** | IE3 | DN 200 | 1100 | 75 | 1083 | 2171280 | K | **22,620.-** | A | 📞 | 15 |
| **CronoLine-IL 200/390-75/4-S1** | IE3 | DN 200 | 1100 | 75 | 1083 | 2171281 | K | **22,620.-** | A | 📞 | 15 |
| **CronoLine-IL 200/390-90/4-S1** | IE3 | DN 200 | 1100 | 90 | 1111 | 2171282 | K | **26,927.-** | A | 📞 | 15 |
| **CronoLine-IL 200/400-90/4-S1** | IE3 | DN 200 | 1100 | 90 | 1111 | 2171283 | K | **26,927.-** | A | 📞 | 15 |
| **CronoLine-IL 200/400-110/4-S1** | IE3 | DN 200 | 1100 | 110 | 1391 | 2171284 | K | **35,441.-** | A | 📞 | 15 |
| **CronoLine-IL 250/365-75/4-S1** | IE3 | DN 250 | 1150 | 75 | 1362 | 2171285 | K | **36,088.-** | A | 📞 | 9 |
| **CronoLine-IL 250/375-75/4-S1** | IE3 | DN 250 | 1150 | 75 | 1362 | 2193323 | K | **36,088.-** | A | 📞 | 9 |
| **CronoLine-IL 250/385-75/4-S1** | IE3 | DN 250 | 1150 | 75 | 1362 | 2171286 | K | **36,088.-** | A | 📞 | 9 |

🚚 = ready for delivery, L = supply availability, C = approx. 2 weeks, K = approx. 4 weeks, AX = up to 16 weeks delivery time, please inquire for every order, A = on request, 📞 = please contact Wilo
Subject to change – all prices do not include VAT. Our General Terms of Delivery and Service apply (see www.wilo.com/legal) – valid from 01/01/2022 in Germany.

**Price group: PG3**

| Ordering information (4-pole types, special mechanical seal for water-glycol mixture) | | | | | | | | | Additional charge | | |
|---|---|---|---|---|---|---|---|---|---|---|---|
| **Type** | **Motor efficiency class** | **Nominal flange diameter** | **Port-to-port length** | **Rated power** | **Net weight, approx.** | **Art. no.** | | | | **Red brass impeller (L1 version)** | **GRD group** |
| | | | *L0* mm | $P_2$ kW | *m* kg | | 🚚 | EUR | 🚚 | | |
| **CronoLine-IL 250/385-90/4-S1** | IE3 | DN 250 | 1150 | 90 | 1390 | 2171287 | K | **39,256.-** | A | 📞 | 9 |
| **CronoLine-IL 250/395-90/4-S1** | IE3 | DN 250 | 1150 | 90 | 1390 | 2171288 | K | **39,256.-** | A | 📞 | 9 |
| **CronoLine-IL 250/395-110/4-S1** | IE3 | DN 250 | 1150 | 110 | 1688 | 2171289 | K | **43,282.-** | A | 📞 | 9 |
| **CronoLine-IL 250/405-90/4-S1-IE2** | IE3 | DN 250 | 1150 | 90 | 1390 | 2153666 | K | **39,256.-** | A | 📞 | 9 |
| **CronoLine-IL 250/405-110/4-S1** | IE3 | DN 250 | 1150 | 110 | 1688 | 2171290 | K | **43,282.-** | A | 📞 | 9 |
| **CronoLine-IL 250/415-110/4-S1** | IE3 | DN 250 | 1150 | 110 | 1688 | 2171291 | K | **43,282.-** | A | 📞 | 9 |
| **CronoLine-IL 250/415-132/4-S1** | IE3 | DN 250 | 1150 | 132 | 1733 | 2171292 | K | **48,788.-** | A | 📞 | 9 |
| **CronoLine-IL 250/425-110/4-S1** | IE3 | DN 250 | 1150 | 110 | 1688 | 2163585 | K | **43,282.-** | A | 📞 | 9 |
| **CronoLine-IL 250/425-132/4-S1** | IE3 | DN 250 | 1150 | 132 | 1733 | 2171293 | K | **48,788.-** | A | 📞 | 9 |
| **CronoLine-IL 250/435-132/4-S1-IE2** | IE3 | DN 250 | 1150 | 132 | 1733 | 2151840 | K | **48,788.-** | A | 📞 | 9 |
| **CronoLine-IL 250/435-160/4-S1** | IE3 | DN 250 | 1150 | 160 | 1768 | 2167005 | K | **52,543.-** | A | 📞 | 9 |
| **CronoLine-IL 250/445-132/4-S1** | IE3 | DN 250 | 1150 | 132 | 1733 | 2171294 | K | **48,788.-** | A | 📞 | 9 |
| **CronoLine-IL 250/445-160/4-S1** | IE3 | DN 250 | 1150 | 160 | 1768 | 2171295 | K | **52,543.-** | A | 📞 | 9 |
| **CronoLine-IL 250/460-132/4-S1** | IE3 | DN 250 | 1200 | 132 | 1736 | 2171296 | K | **48,788.-** | A | 📞 | 9 |
| **CronoLine-IL 250/460-160/4-S1** | IE3 | DN 250 | 1200 | 160 | 1771 | 2171297 | K | **52,543.-** | A | 📞 | 9 |
| **CronoLine-IL 250/470-160/4-S1** | IE3 | DN 250 | 1200 | 160 | 1771 | 2171298 | K | **52,543.-** | A | 📞 | 9 |
| **CronoLine-IL 250/470-200/4-S1** | IE3 | DN 250 | 1200 | 200 | 2021 | 2171299 | K | **65,571.-** | A | 📞 | 9 |
| **CronoLine-IL 250/480-160/4-S1** | IE3 | DN 250 | 1200 | 160 | 1771 | 2171300 | K | **52,543.-** | A | 📞 | 9 |
| **CronoLine-IL 250/480-200/4-S1** | IE3 | DN 250 | 1200 | 200 | 2021 | 2171301 | K | **65,571.-** | A | 📞 | 9 |



🚚 = ready for delivery, L = supply availability, C = approx. 2 weeks, K = approx. 4 weeks, AX = up to 16 weeks delivery time, please inquire for every order, A = on request, 📞 = please contact Wilo
Subject to change – all prices do not include VAT. Our General Terms of Delivery and Service apply (see www.wilo.com/legal) – valid from 01/01/2022 in Germany.

Price group: PG3

| Ordering information (6-pole types, special mechanical seal for water-glycol mixture) | | | | | | | | | Additional charge | | |
|---|---|---|---|---|---|---|---|---|---|---|---|
| Type | Motor efficiency class | Nominal flange diameter | Port-to-port length | Rated power | Net weight, approx. | Art. no. | | | | Red brass impeller (L1 version) | GRD group |
| | | | *L0* mm | $P_2$ kW | *m* kg | | | EUR | | | |
| **CronoLine-IL 200/240-7,5/6-S1** | IE3 | DN 200 | 800 | 7.5 | 360 | 2171203 | K | **7,980.–** | A | ✆ | 7 |
| **CronoLine-IL 200/260-7,5/6-S1** | IE3 | DN 200 | 800 | 7.5 | 360 | 2164239 | K | **7,980.–** | A | ✆ | 7 |
| **CronoLine-IL 200/270-11/6-S1** | IE3 | DN 200 | 800 | 11 | 375 | 2171204 | K | **8,249.–** | A | ✆ | 7 |

Price group:

| Version with mechanical seal | | |
|---|---|---|
| Type | Description | GRD version |
| | | *PN* |
| **S7** | Cooling/air-conditioning: Glycol 20 % to 50 %, –20 °C to +120 °C; cold and hot water (according to VDI 2035) | PN 25 |
| **S8** | Heat carrier oil, –20 °C to +120 °C | PN 25 |
| **S12** | Heat carrier oil, –20 °C to +140 °C | PN 25 |
| **S11** | Cooling/air-conditioning: Glycol 20 % to 50 %, –20 °C to +140 °C; cold and hot water (according to VDI 2035) | PN 25 |

Price group: PG3

| Ordering information (2-pole types) PN25 versions | | | | | | | | |
|---|---|---|---|---|---|---|---|---|
| Type | | -S7 | | -S8 | | -S11 | | -S12 |
| | | EUR | | EUR | | EUR | | EUR |
| **CronoLine-IL 32/140-1,5/2** | A | **1,946.–** | A | **1,955.–** | A | **2,915.–** | A | **2,961.–** |
| **CronoLine-IL 32/150-2,2/2** | A | **2,041.–** | A | **2,050.–** | A | **3,010.–** | A | **3,056.–** |
| **CronoLine-IL 32/160-2,2/2** | A | **2,041.–** | A | **2,050.–** | A | **3,010.–** | A | **3,056.–** |
| **CronoLine-IL 32/160-3/2** | A | **2,112.–** | A | **2,121.–** | A | **3,081.–** | A | **3,127.–** |
| **CronoLine-IL 32/170-3/2** | A | **2,112.–** | A | **2,121.–** | A | **3,081.–** | A | **3,127.–** |
| **CronoLine-IL 32/170-4/2** | A | **2,146.–** | A | **2,155.–** | A | **3,115.–** | A | **3,161.–** |
| **CronoLine-IL 40/140-2,2/2** | A | **2,126.–** | A | **2,134.–** | A | **3,202.–** | A | **3,252.–** |
| **CronoLine-IL 40/150-3/2** | A | **2,191.–** | A | **2,199.–** | A | **3,267.–** | A | **3,317.–** |
| **CronoLine-IL 40/160-4/2** | A | **2,438.–** | A | **2,446.–** | A | **3,514.–** | A | **3,564.–** |
| **CronoLine-IL 40/170-5,5/2** | A | **3,081.–** | A | **3,102.–** | A | **4,159.–** | A | **4,209.–** |
| **CronoLine-IL 40/200-7,5/2** | A | **3,165.–** | A | **3,176.–** | A | **4,263.–** | A | **4,315.–** |
| **CronoLine-IL 40/220-11/2** | A | **3,833.–** | A | **3,844.–** | A | **4,931.–** | A | **4,983.–** |
| **CronoLine-IL 50/110-1,5/2** | A | **2,090.–** | A | **2,105.–** | A | **3,195.–** | A | **3,248.–** |
| **CronoLine-IL 50/120-2,2/2** | A | **2,176.–** | A | **2,191.–** | A | **3,281.–** | A | **3,334.–** |
| **CronoLine-IL 50/130-3/2** | A | **2,252.–** | A | **2,267.–** | A | **3,357.–** | A | **3,410.–** |
| **CronoLine-IL 50/140-3/2** | A | **2,252.–** | A | **2,267.–** | A | **3,357.–** | A | **3,410.–** |
| **CronoLine-IL 50/140-4/2** | A | **2,507.–** | A | **2,522.–** | A | **3,612.–** | A | **3,665.–** |
| **CronoLine-IL 50/160-5,5/2** | A | **3,234.–** | A | **3,243.–** | A | **4,333.–** | A | **4,384.–** |
| **CronoLine-IL 50/170-5,5/2** | A | **3,234.–** | A | **3,243.–** | A | **4,333.–** | A | **4,384.–** |
| **CronoLine-IL 50/170-7,5/2** | A | **3,255.–** | A | **3,264.–** | A | **4,354.–** | A | **4,405.–** |
| **CronoLine-IL 50/180-7,5/2** | A | **3,398.–** | A | **3,424.–** | A | **4,512.–** | A | **4,528.–** |
| **CronoLine-IL 50/210-11/2** | A | **4,316.–** | A | **4,342.–** | A | **5,430.–** | A | **5,446.–** |
| **CronoLine-IL 50/220-11/2** | A | **4,316.–** | A | **4,342.–** | A | **5,430.–** | A | **5,446.–** |
| **CronoLine-IL 50/220-15/2** | A | **4,592.–** | A | **4,618.–** | A | **5,706.–** | A | **5,722.–** |
| **CronoLine-IL 65/110-3/2** | A | **2,242.–** | A | **2,249.–** | A | **3,317.–** | A | **3,368.–** |
| **CronoLine-IL 65/120-3/2** | A | **2,242.–** | A | **2,249.–** | A | **3,317.–** | A | **3,368.–** |
| **CronoLine-IL 65/120-4/2** | A | **2,420.–** | A | **2,427.–** | A | **3,495.–** | A | **3,546.–** |

= ready for delivery, L = supply availability, C = approx. 2 weeks, K = approx. 4 weeks, AX = up to 16 weeks delivery time, please inquire for every order, A = on request, ✆ = please contact Wilo
Subject to change – all prices do not include VAT. Our General Terms of Delivery and Service apply (see www.wilo.com/legal) – valid from 01/01/2022 in Germany.

**Price group: PG3**

## Ordering information (2-pole types) PN25 versions

| Type | | –S7 | | –S8 | | –S11 | | –S12 |
|---|---|---|---|---|---|---|---|---|
| | | EUR | | EUR | | EUR | | EUR |
| CronoLine-IL 65/130-4/2 | A | 2,420.– | A | 2,427.– | A | 3,495.– | A | 3,546.– |
| CronoLine-IL 65/130-5,5/2 | A | 3,059.– | A | 3,071.– | A | 4,161.– | A | 4,211.– |
| CronoLine-IL 65/140-5,5/2 | A | 3,059.– | A | 3,071.– | A | 4,161.– | A | 4,211.– |
| CronoLine-IL 65/140-7,5/2 | A | 3,165.– | A | 3,177.– | A | 4,267.– | A | 4,317.– |
| CronoLine-IL 65/150-5,5/2 | A | 3,294.– | A | 3,304.– | A | 4,396.– | A | 4,448.– |
| CronoLine-IL 65/160-5,5/2 | A | 3,294.– | A | 3,304.– | A | 4,396.– | A | 4,448.– |
| CronoLine-IL 65/160-7,5/2 | A | 3,400.– | A | 3,410.– | A | 4,502.– | A | 4,554.– |
| CronoLine-IL 65/170-11/2 | A | 4,197.– | A | 4,207.– | A | 5,299.– | A | 5,351.– |
| CronoLine-IL 65/200-11/2 | A | 4,395.– | A | 4,444.– | A | 5,649.– | A | 5,711.– |
| CronoLine-IL 65/200-15/2 | A | 5,083.– | A | 5,132.– | A | 6,337.– | A | 6,399.– |
| CronoLine-IL 65/210-15/2 | A | 5,083.– | A | 5,132.– | A | 6,337.– | A | 6,399.– |
| CronoLine-IL 65/210-18,5/2 | A | 5,843.– | A | 5,892.– | A | 7,097.– | A | 7,159.– |
| CronoLine-IL 65/220-18,5/2 | A | 5,843.– | A | 5,892.– | A | 7,097.– | A | 7,159.– |
| CronoLine-IL 65/220-22/2 | A | 6,446.– | A | 6,495.– | A | 7,700.– | A | 7,762.– |
| CronoLine-IL 80/140-7,5/2 | A | 3,286.– | A | 3,297.– | A | 4,385.– | A | 4,436.– |
| CronoLine-IL 80/150-7,5/2 | A | 3,472.– | A | 3,484.– | A | 4,571.– | A | 4,625.– |
| CronoLine-IL 80/160-11/2 | A | 4,277.– | A | 4,289.– | A | 5,376.– | A | 5,430.– |
| CronoLine-IL 80/170-11/2 | A | 4,277.– | A | 4,289.– | A | 5,376.– | A | 5,430.– |
| CronoLine-IL 80/170-15/2 | A | 4,916.– | A | 4,928.– | A | 6,015.– | A | 6,069.– |
| CronoLine-IL 80/190-15/2 | A | 5,049.– | A | 5,079.– | A | 6,283.– | A | 6,341.– |
| CronoLine-IL 80/190-18,5/2 | A | 5,908.– | A | 5,938.– | A | 7,142.– | A | 7,200.– |
| CronoLine-IL 80/200-18,5/2 | A | 5,908.– | A | 5,938.– | A | 7,142.– | A | 7,200.– |
| CronoLine-IL 80/200-22/2 | A | 6,477.– | A | 6,507.– | A | 7,711.– | A | 7,769.– |
| CronoLine-IL 80/210-30/2 | A | 7,455.– | A | 7,485.– | A | 8,689.– | A | 8,747.– |
| CronoLine-IL 80/220-22/2 | A | 6,477.– | A | 6,507.– | A | 7,711.– | A | 7,769.– |
| CronoLine-IL 80/220-30/2 | A | 7,455.– | A | 7,485.– | A | 8,689.– | A | 8,747.– |

**Price group: PG3**

## Ordering information (4-pole types) PN25 versions

| Type | | –S7 | | –S8 | | –S11 | | –S12 |
|---|---|---|---|---|---|---|---|---|
| | | EUR | | EUR | | EUR | | EUR |
| CronoLine-IL 32/140-0,25/4 | A | 1,737.– | A | 1,745.– | A | 2,736.– | A | 2,778.– |
| CronoLine-IL 32/150-0,37/4 | A | 1,749.– | A | 1,757.– | A | 2,748.– | A | 2,790.– |
| CronoLine-IL 32/170-0,55/4 | A | 1,885.– | A | 1,893.– | A | 2,884.– | A | 2,926.– |
| CronoLine-IL 40/150-0,37/4 | A | 1,848.– | A | 1,857.– | A | 2,956.– | A | 3,006.– |
| CronoLine-IL 40/160-0,55/4 | A | 1,963.– | A | 1,972.– | A | 3,071.– | A | 3,121.– |
| CronoLine-IL 40/170-0,75/4 | A | 2,125.– | A | 2,134.– | A | 3,233.– | A | 3,283.– |
| CronoLine-IL 40/210-1,1/4 | A | 2,579.– | A | 2,589.– | A | 3,687.– | A | 3,737.– |
| CronoLine-IL 40/220-1,5/4 | A | 2,605.– | A | 2,615.– | A | 3,713.– | A | 3,763.– |
| CronoLine-IL 50/150-0,55/4 | A | 2,026.– | A | 2,036.– | A | 3,134.– | A | 3,183.– |
| CronoLine-IL 50/160-0,75/4 | A | 2,191.– | A | 2,201.– | A | 3,299.– | A | 3,348.– |
| CronoLine-IL 50/170-1,1/4 | A | 2,299.– | A | 2,309.– | A | 3,407.– | A | 3,456.– |
| CronoLine-IL 50/200-1,5/4 | A | 2,806.– | A | 2,815.– | A | 3,911.– | A | 3,962.– |
| CronoLine-IL 50/220-2,2/4 | A | 2,959.– | A | 2,968.– | A | 4,064.– | A | 4,115.– |
| CronoLine-IL 65/120-0,55/4 | A | 2,054.– | A | 2,062.– | A | 3,104.– | A | 3,152.– |
| CronoLine-IL 65/130-0,75/4 | A | 2,225.– | A | 2,233.– | A | 3,275.– | A | 3,323.– |
| CronoLine-IL 65/140-1,1/4 | A | 2,276.– | A | 2,284.– | A | 3,326.– | A | 3,374.– |

= ready for delivery, L = supply availability, C = approx. 2 weeks, K = approx. 4 weeks, AX = up to 16 weeks delivery time, please inquire for every order, A = on request, = please contact Wilo
Subject to change – all prices do not include VAT. Our General Terms of Delivery and Service apply (see www.wilo.com/legal) – valid from 01/01/2022 in Germany.

**Price group: PG3**

| Ordering information (4-pole types) PN25 versions | | | | | | | | |
|---|---|---|---|---|---|---|---|---|
| **Type** | | **-S7** | | **-S8** | | **-S11** | | **-S12** |
| | 🚚 | EUR | 🚚 | EUR | 🚚 | EUR | 🚚 | EUR |
| **CronoLine-IL 80/145-1,1/4** | A | **2,511.-** | A | **2,521.-** | A | **3,618.-** | A | **3,668.-** |
| **CronoLine-IL 80/150-1,1/4** | A | **2,511.-** | A | **2,521.-** | A | **3,618.-** | A | **3,668.-** |
| **CronoLine-IL 80/160-1,5/4** | A | **2,565.-** | A | **2,575.-** | A | **3,672.-** | A | **3,722.-** |
| **CronoLine-IL 80/170-2,2/4** | A | **2,777.-** | A | **2,787.-** | A | **3,884.-** | A | **3,934.-** |
| **CronoLine-IL 80/210-3/4** | A | **3,201.-** | A | **3,210.-** | A | **4,331.-** | A | **4,386.-** |
| **CronoLine-IL 80/220-4/4** | A | **3,790.-** | A | **3,799.-** | A | **4,920.-** | A | **4,975.-** |
| **CronoLine-IL 150/360-37/4** | A | **-** | A | **-** | A | **14,022.-** | A | **-** |
| **CronoLine-IL 150/370-37/4** | A | **-** | A | **-** | A | **14,022.-** | A | **-** |
| **CronoLine-IL 150/370-45/4** | A | **-** | A | **-** | A | **16,449.-** | A | 📞 |
| **CronoLine-IL 150/380-45/4** | A | **-** | A | **-** | A | **16,449.-** | A | 📞 |
| **CronoLine-IL 150/390-75/4** | A | **-** | A | **-** | A | **21,966.-** | A | **-** |
| **CronoLine-IL 150/400-75/4** | A | **-** | A | **-** | A | **21,966.-** | A | **-** |
| **CronoLine-IL 150/400-90/4** | A | **-** | A | **-** | A | **25,476.-** | A | 📞 |
| **CronoLine-IL 200/360-37/4** | A | **-** | A | **-** | A | **16,469.-** | A | 📞 |
| **CronoLine-IL 200/360-45/4** | A | **-** | A | **-** | A | **18,274.-** | A | 📞 |
| **CronoLine-IL 200/370-45/4** | A | **-** | A | **-** | A | **18,274.-** | A | **-** |
| **CronoLine-IL 200/370-55/4** | A | **-** | A | **-** | A | **19,692.-** | A | **-** |
| **CronoLine-IL 200/380-55/4** | A | **-** | A | **-** | A | **19,692.-** | A | **-** |
| **CronoLine-IL 200/380-75/4** | A | **-** | A | **-** | A | **21,513.-** | A | 📞 |
| **CronoLine-IL 200/390-75/4** | A | **-** | A | **-** | A | **21,513.-** | A | 📞 |
| **CronoLine-IL 200/390-90/4** | A | **-** | A | **-** | A | **26,050.-** | A | 📞 |
| **CronoLine-IL 200/400-90/4** | A | **-** | A | **-** | A | **26,050.-** | A | **-** |
| **CronoLine-IL 200/400-110/4** | A | **-** | A | **-** | A | **33,553.-** | A | **-** |

🚚 = ready for delivery, L = supply availability, C = approx. 2 weeks, K = approx. 4 weeks, AX = up to 16 weeks delivery time, please inquire for every order, A = on request, 📞 = please contact Wilo
Subject to change – all prices do not include VAT. Our General Terms of Delivery and Service apply (see www.wilo.com/legal) – valid from 01/01/2022 in Germany.



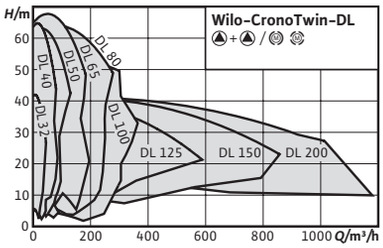


| Accessories | Page |
|---|---|
| Wall fixation/installation on a base | 211 |
| Motor protection | 257 |
| Pump control CC-HVAC | 230 |
| Pump control SC/FC-HVAC | 239 |
| Mechanical seals | 268 |
| Blind flanges | 269 |



## Wilo-CronoTwin-DL

### Construction
Glanded twin-head pump in in-line design with flange connection

### Application
Pumping of heating water (acc. to VDI 2035), cold water and water/glycol mixtures without abrasive substances in heating, cold water and cooling systems.

### Scope of delivery
- → Pump
- → Installation and operating instructions

### Options
- → ...-L1 variant with bronze impeller (at additional charge)
- → Other voltages and frequencies as well as ATEX approval on request

### Notice
- → Motors with energy efficiency class IE3 for rated motor powers ≥ 0.75 kW

### Your advantages
- → Reduced life cycle costs through optimised efficiency
- → Can be used flexibly in air-conditioning and cooling systems, with application benefits due to direct draining of condensate via optimised lantern design (patented)
- → High standard of corrosion protection thanks to cataphoretic coating
- → Main/standby mode or peak-load operation (by means of external auxiliary device)

### General notes – ErP (Ecodesign) Directive
The minimum efficiency index, MEI, of the pump series is ≥0.4. For detailed information on the MEI values of the individual pump types, see: Wilo Online Catalogue, available at www.wilo.com

**Price group: PG3**

| Ordering information (2-pole types) | | | | | | | | | Additional charge | | | |
|---|---|---|---|---|---|---|---|---|---|---|---|---|
| Type | Motor efficiency class | Nominal flange diameter | Port-to-port length | Rated power | Net weight, approx. | Art. no. | | | | Red brass impeller (L1 version) | GRD group | Blind flange |
| | | | *L0* mm | $P_2$ kW | *m* kg | | | EUR | | EUR | | |
| **CronoTwin-DL 32/140-1,5/2** | IE3 | DN 32 | 320 | 1.5 | 106 | 2121010 | C | **2,688.-** | AX | **736.-** | 4 | B |
| **CronoTwin-DL 32/150-2,2/2** | IE3 | DN 32 | 320 | 2.2 | 111 | 2121011 | C | **3,246.-** | AX | **736.-** | 4 | B |
| **CronoTwin-DL 32/160-2,2/2** | IE3 | DN 32 | 320 | 2.2 | 111 | 2121012 | C | **3,246.-** | AX | **736.-** | 4 | B |
| **CronoTwin-DL 32/160-3/2** | IE3 | DN 32 | 320 | 3 | 119 | 2121013 | C | **3,406.-** | AX | **736.-** | 4 | B |

= ready for delivery, L = supply availability, C = approx. 2 weeks, K = approx. 4 weeks, AX = up to 16 weeks delivery time, please inquire for every order, A = on request, = please contact Wilo
Subject to change – all prices do not include VAT. Our General Terms of Delivery and Service apply (see www.wilo.com/legal) – valid from 01/01/2022 in Germany.

**Price group: PG3**

| Ordering information (2-pole types) | | | | | | | | | | Additional charge | | | |
|---|---|---|---|---|---|---|---|---|---|---|---|---|---|
| Type | Motor efficiency class | Nominal flange diameter | Port-to-port length | Rated power | Net weight, approx. | Art. no. | | | | Red brass impeller (L1 version) | GRD group | Blind flange |
| | | | *L0* mm | $P_2$ kW | *m* kg | | | EUR | | EUR | | |
| **CronoTwin-DL 32/170-3/2** | IE3 | DN 32 | 320 | 3 | 119 | 2121014 | C | **3,406.–** | AX | **736.–** | 4 | B |
| **CronoTwin-DL 32/170-4/2** | IE3 | DN 32 | 320 | 4 | 135 | 2121015 | C | **3,487.–** | AX | **736.–** | 4 | B |
| **CronoTwin-DL 40/140-2,2/2** | IE3 | DN 40 | 340 | 2.2 | 113 | 2121016 | L | **3,285.–** | AX | **806.–** | 4 | B |
| **CronoTwin-DL 40/150-3/2** | IE3 | DN 40 | 340 | 3 | 121 | 2121017 | C | **3,422.–** | AX | **806.–** | 4 | B |
| **CronoTwin-DL 40/160-4/2** | IE3 | DN 40 | 340 | 4 | 136 | 2121018 | C | **4,001.–** | AX | **806.–** | 4 | B |
| **CronoTwin-DL 40/170-5,5/2** | IE3 | DN 40 | 340 | 5.5 | 171 | 2121019 | C | **5,225.–** | AX | **806.–** | 4 | B |
| **CronoTwin-DL 40/200-7,5/2** | IE3 | DN 40 | 440 | 7.5 | 200 | 2121020 | C | **5,332.–** | AX | **880.–** | 5 | C |
| **CronoTwin-DL 40/220-11/2** | IE3 | DN 40 | 440 | 11 | 303 | 2121021 | C | **6,810.–** | AX | **880.–** | 5 | C |
| **CronoTwin-DL 50/110-1,5/2** | IE3 | DN 50 | 340 | 1.5 | 102 | 2121022 | L | **2,896.–** | AX | **806.–** | 4 | A |
| **CronoTwin-DL 50/120-2,2/2** | IE3 | DN 50 | 340 | 2.2 | 105 | 2121023 | L | **3,295.–** | AX | **806.–** | 4 | A |
| **CronoTwin-DL 50/130-3/2** | IE3 | DN 50 | 340 | 3 | 117 | 2121024 | L | **3,476.–** | AX | **806.–** | 4 | A |
| **CronoTwin-DL 50/140-3/2** | IE3 | DN 50 | 340 | 3 | 115 | 2121025 | C | **3,476.–** | AX | **806.–** | 4 | A |
| **CronoTwin-DL 50/140-4/2** | IE3 | DN 50 | 340 | 4 | 130 | 2121026 | C | **4,060.–** | AX | **806.–** | 4 | A |
| **CronoTwin-DL 50/160-5,5/2** | IE3 | DN 50 | 340 | 5.5 | 175 | 2121027 | C | **5,120.–** | AX | **896.–** | 5 | B |
| **CronoTwin-DL 50/170-5,5/2** | IE3 | DN 50 | 340 | 5.5 | 175 | 2121028 | C | **5,120.–** | AX | **896.–** | 5 | B |
| **CronoTwin-DL 50/170-7,5/2** | IE3 | DN 50 | 340 | 7.5 | 181 | 2121029 | C | **5,361.–** | AX | **896.–** | 5 | B |
| **CronoTwin-DL 50/180-7,5/2** | IE3 | DN 50 | 440 | 7.5 | 209 | 2121030 | C | **5,361.–** | AX | **982.–** | 5 | C |
| **CronoTwin-DL 50/210-11/2** | IE3 | DN 50 | 440 | 11 | 308 | 2121031 | C | **7,827.–** | AX | **982.–** | 5 | C |
| **CronoTwin-DL 50/220-11/2** | IE3 | DN 50 | 440 | 11 | 308 | 2121032 | C | **7,827.–** | AX | **982.–** | 5 | C |
| **CronoTwin-DL 50/220-15/2** | IE3 | DN 50 | 440 | 15 | 345 | 2121033 | C | **8,044.–** | AX | **982.–** | 5 | C |
| **CronoTwin-DL 65/110-3/2** | IE3 | DN 65 | 340 | 3 | 122 | 2121034 | L | **3,692.–** | AX | **896.–** | 4 | A |
| **CronoTwin-DL 65/120-3/2** | IE3 | DN 65 | 340 | 3 | 122 | 2121035 | C | **3,692.–** | AX | **896.–** | 4 | A |
| **CronoTwin-DL 65/120-4/2** | IE3 | DN 65 | 340 | 4 | 138 | 2121036 | L | **4,092.–** | AX | **896.–** | 4 | A |
| **CronoTwin-DL 65/130-5,5/2** | IE3 | DN 65 | 340 | 5.5 | 172 | 2121037 | C | **4,834.–** | AX | **896.–** | 5 | A |
| **CronoTwin-DL 65/140-5,5/2** | IE3 | DN 65 | 340 | 5.5 | 172 | 2121038 | C | **4,834.–** | AX | **896.–** | 5 | A |
| **CronoTwin-DL 65/140-7,5/2** | IE3 | DN 65 | 340 | 7.5 | 178 | 2121039 | C | **5,145.–** | AX | **896.–** | 5 | A |
| **CronoTwin-DL 65/150-5,5/2** | IE3 | DN 65 | 430 | 5.5 | 193 | 2121040 | C | **5,440.–** | AX | **1,430.–** | 5 | B |
| **CronoTwin-DL 65/160-5,5/2** | IE3 | DN 65 | 430 | 5.5 | 193 | 2121041 | C | **5,440.–** | AX | **1,430.–** | 5 | B |
| **CronoTwin-DL 65/160-7,5/2** | IE3 | DN 65 | 430 | 7.5 | 199 | 2121042 | L | **5,680.–** | AX | **1,430.–** | 5 | B |
| **CronoTwin-DL 65/170-11/2** | IE3 | DN 65 | 430 | 11 | 292 | 2121043 | L | **7,458.–** | AX | **1,430.–** | 5 | B |
| **CronoTwin-DL 65/200-11/2** | IE3 | DN 65 | 475 | 11 | 321 | 2121044 | C | **7,458.–** | AX | **1,544.–** | 6 | C |
| **CronoTwin-DL 65/200-15/2** | IE3 | DN 65 | 475 | 15 | 357 | 2121045 | C | **9,022.–** | AX | **1,544.–** | 6 | C |
| **CronoTwin-DL 65/210-15/2** | IE3 | DN 65 | 475 | 15 | 357 | 2121046 | C | **9,022.–** | AX | **1,544.–** | 6 | C |
| **CronoTwin-DL 65/210-18,5/2** | IE3 | DN 65 | 475 | 18.5 | 389 | 2121047 | C | **10,761.–** | AX | **1,544.–** | 6 | C |
| **CronoTwin-DL 65/220-18,5/2** | IE3 | DN 65 | 475 | 18.5 | 389 | 2121048 | C | **10,761.–** | AX | **1,544.–** | 6 | C |
| **CronoTwin-DL 65/220-22/2** | IE3 | DN 65 | 475 | 22 | 423 | 2121049 | C | **12,069.–** | AX | **1,544.–** | 6 | C |
| **CronoTwin-DL 80/120-4/2** | IE3 | DN 80 | 400 | 4 | 153 | 2121050 | L | **4,477.–** | AX | **1,430.–** | 4 | A |
| **CronoTwin-DL 80/130-5,5/2** | IE3 | DN 80 | 400 | 5.5 | 188 | 2121051 | L | **5,411.–** | AX | **1,430.–** | 5 | A |
| **CronoTwin-DL 80/140-7,5/2** | IE3 | DN 80 | 400 | 7.5 | 194 | 2121052 | L | **5,538.–** | AX | **1,430.–** | 5 | A |
| **CronoTwin-DL 80/150-7,5/2** | IE3 | DN 80 | 440 | 7.5 | 211 | 2121053 | L | **5,540.–** | AX | **1,480.–** | 5 | B |
| **CronoTwin-DL 80/160-11/2** | IE3 | DN 80 | 440 | 11 | 301 | 2121054 | L | **7,612.–** | AX | **1,480.–** | 5 | B |
| **CronoTwin-DL 80/170-11/2** | IE3 | DN 80 | 440 | 11 | 301 | 2121055 | C | **7,612.–** | AX | **1,480.–** | 5 | B |
| **CronoTwin-DL 80/170-15/2** | IE3 | DN 80 | 440 | 15 | 337 | 2121056 | L | **8,205.–** | AX | **1,480.–** | 5 | B |
| **CronoTwin-DL 80/190-15/2** | IE3 | DN 80 | 500 | 15 | 372 | 2121057 | C | **8,205.–** | AX | **1,620.–** | 6 | C |

= ready for delivery, L = supply availability, C = approx. 2 weeks, K = approx. 4 weeks, AX = up to 16 weeks delivery time, please inquire for every order, A = on request, = please contact Wilo
Subject to change – all prices do not include VAT. Our General Terms of Delivery and Service apply (see www.wilo.com/legal) – valid from 01/01/2022 in Germany.

Price group: PG3

| Ordering information (2-pole types) | | | | | | | | | Additional charge | | | |
|---|---|---|---|---|---|---|---|---|---|---|---|---|
| Type | Motor efficiency class | Nominal flange diameter | Port-to-port length | Rated power | Net weight, approx. | Art. no. | | | | Red brass impeller (L1 version) | GRD group | Blind flange |
| | | | *L0* mm | $P_2$ kW | *m* kg | | | EUR | | EUR | | |
| CronoTwin-DL 80/190-18,5/2 | IE3 | DN 80 | 500 | 18.5 | 404 | 2121058 | C | 9,976.– | AX | 1,620.– | 6 | C |
| CronoTwin-DL 80/200-18,5/2 | IE3 | DN 80 | 500 | 18.5 | 404 | 2121059 | C | 9,976.– | AX | 1,620.– | 6 | C |
| CronoTwin-DL 80/200-22/2 | IE3 | DN 80 | 500 | 22 | 444 | 2121060 | C | 11,534.– | AX | 1,620.– | 6 | C |
| CronoTwin-DL 80/220-30/2 | IE3 | DN 80 | 500 | 30 | 678 | 2121061 | K | 13,732.– | AX | 1,620.– | 6 | C |
| CronoTwin-DL 100/145-11/2 | IE3 | DN 100 | 500 | 11 | 344 | 2121062 | L | 7,757.– | AX | 1,666.– | 6 | B |
| CronoTwin-DL 100/150-15/2 | IE3 | DN 100 | 500 | 15 | 380 | 2121063 | L | 9,264.– | AX | 1,666.– | 6 | B |
| CronoTwin-DL 100/160-15/2 | IE3 | DN 100 | 500 | 15 | 380 | 2121064 | C | 9,264.– | AX | 1,666.– | 6 | B |
| CronoTwin-DL 100/160-18,5/2 | IE3 | DN 100 | 500 | 18.5 | 412 | 2121065 | L | 9,711.– | AX | 1,666.– | 6 | B |
| CronoTwin-DL 100/165-22/2 | IE3 | DN 100 | 500 | 22 | 445 | 2121066 | C | 13,031.– | AX | 1,666.– | 6 | B |
| CronoTwin-DL 100/170-30/2 | IE3 | DN 100 | 500 | 30 | 678 | 2121067 | C | 15,356.– | AX | 1,666.– | 6 | B |
| CronoTwin-DL 100/190-30/2 | IE3 | DN 100 | 550 | 30 | 707 | 2121068 | K | 15,944.– | AX | 1,770.– | 6 | C |
| CronoTwin-DL 100/210-30/2 | IE3 | DN 100 | 550 | 30 | 707 | 2121069 | K | 15,944.– | AX | 1,770.– | 6 | C |
| CronoTwin-DL 100/210-37/2 | IE3 | DN 100 | 550 | 37 | 745 | 2121070 | K | 20,354.– | AX | 1,770.– | 6 | C |

Price group: PG3

| Ordering information (4-pole types) | | | | | | | | | Additional charge | | | |
|---|---|---|---|---|---|---|---|---|---|---|---|---|
| Type | Motor efficiency class | Nominal flange diameter | Port-to-port length | Rated power | Net weight, approx. | Art. no. | | | | Red brass impeller (L1 version) | GRD group | Blind flange |
| | | | *L0* mm | $P_2$ kW | *m* kg | | | EUR | | EUR | | |
| CronoTwin-DL 32/140-0,25/4 | IE2 | DN 32 | 320 | 0.25 | 72 | 2089227 | K | 2,519.– | AX | 736.– | 4 | B |
| CronoTwin-DL 32/150-0,37/4 | IE2 | DN 32 | 320 | 0.37 | 73 | 2089226 | L | 2,546.– | AX | 736.– | 4 | B |
| CronoTwin-DL 32/170-0,55/4 | IE2 | DN 32 | 320 | 0.55 | 86 | 2063734 | L | 2,862.– | AX | 736.– | 4 | B |
| CronoTwin-DL 40/140-0,25/4 | IE2 | DN 40 | 340 | 0.25 | 73 | 2089239 | C | 2,576.– | AX | 806.– | 4 | B |
| CronoTwin-DL 40/150-0,37/4 | IE2 | DN 40 | 340 | 0.37 | 74 | 2089238 | C | 2,618.– | AX | 806.– | 4 | B |
| CronoTwin-DL 40/160-0,55/4 | IE2 | DN 40 | 340 | 0.55 | 88 | 2089237 | L | 2,648.– | AX | 806.– | 4 | B |
| CronoTwin-DL 40/170-0,75/4 | IE3 | DN 40 | 340 | 0.75 | 89 | 2120943 | C | 3,246.– | AX | 806.– | 4 | B |
| CronoTwin-DL 40/210-1,1/4 | IE3 | DN 40 | 440 | 1.1 | 118 | 2120944 | L | 3,532.– | AX | 880.– | 4 | C |
| CronoTwin-DL 40/220-1,5/4 | IE3 | DN 40 | 440 | 1.5 | 122 | 2120945 | L | 3,786.– | AX | 880.– | 4 | C |
| CronoTwin-DL 50/150-0,55/4 | IE2 | DN 50 | 340 | 0.55 | 92 | 2089253 | C | 2,890.– | AX | 896.– | 4 | B |
| CronoTwin-DL 50/160-0,75/4 | IE3 | DN 50 | 340 | 0.75 | 93 | 2120946 | L | 3,276.– | AX | 896.– | 4 | B |
| CronoTwin-DL 50/170-1,1/4 | IE3 | DN 50 | 340 | 1.1 | 109 | 2120947 | L | 3,523.– | AX | 896.– | 4 | B |
| CronoTwin-DL 50/200-1,5/4 | IE3 | DN 50 | 440 | 1.5 | 133 | 2120948 | L | 3,633.– | AX | 982.– | 4 | C |
| CronoTwin-DL 50/220-2,2/4 | IE3 | DN 50 | 440 | 2.2 | 152 | 2120949 | K | 3,984.– | AX | 982.– | 4 | C |
| CronoTwin-DL 50/260-3/4 | IE3 | DN 50 | 440 | 3 | 185 | 2120950 | L | 4,088.– | AX | 1,478.– | 5 | D |
| CronoTwin-DL 50/270-3/4 | IE3 | DN 50 | 440 | 3 | 185 | 2120951 | C | 4,088.– | AX | 1,478.– | 5 | D |
| CronoTwin-DL 50/270-4/4 | IE3 | DN 50 | 440 | 4 | 199 | 2120952 | C | 4,778.– | AX | 1,478.– | 5 | D |
| CronoTwin-DL 65/120-0,55/4 | IE2 | DN 65 | 340 | 0.55 | 88 | 2139468 | C | 3,144.– | AX | 896.– | 4 | A |
| CronoTwin-DL 65/130-0,75/4 | IE3 | DN 65 | 340 | 0.75 | 89 | 2142054 | C | 3,274.– | AX | 896.– | 4 | A |
| CronoTwin-DL 65/140-1,1/4 | IE3 | DN 65 | 340 | 1.1 | 105 | 2142055 | C | 3,626.– | AX | 896.– | 4 | A |
| CronoTwin-DL 65/150-0,75/4 | IE3 | DN 65 | 430 | 0.75 | 111 | 2120953 | L | 3,310.– | AX | 1,430.– | 4 | B |
| CronoTwin-DL 65/160-1,1/4 | IE3 | DN 65 | 430 | 1.1 | 127 | 2120954 | L | 3,653.– | AX | 1,430.– | 4 | B |
| CronoTwin-DL 65/170-1,1/4 | IE3 | DN 65 | 430 | 1.1 | 127 | 2120955 | C | 3,653.– | AX | 1,430.– | 4 | B |

= ready for delivery, L = supply availability, C = approx. 2 weeks, K = approx. 4 weeks, AX = up to 16 weeks delivery time, please inquire for every order, A = on request, = please contact Wilo
Subject to change – all prices do not include VAT. Our General Terms of Delivery and Service apply (see www.wilo.com/legal) – valid from 01/01/2022 in Germany.

**Price group: PG3**

| Ordering information (4-pole types) | | | | | | | | | Additional charge | | | |
|---|---|---|---|---|---|---|---|---|---|---|---|---|
| **Type** | **Motor efficiency class** | **Nominal flange diameter** | **Port-to-port length** | **Rated power** | **Net weight, approx.** | **Art. no.** | | | | **Red brass impeller (L1 version)** | **GRD group** | **Blind flange** |
| | | | *L0* mm | $P_2$ kW | *m* kg | | 🚚 | EUR | 🚚 | EUR | | |
| **CronoTwin-DL 65/170-1,5/4** | IE3 | DN 65 | 430 | 1.5 | 134 | 2120956 | L | **3,692.–** | AX | **1,430.–** | 4 | B |
| **CronoTwin-DL 65/210-2,2/4** | IE3 | DN 65 | 475 | 2.2 | 160 | 2120957 | L | **4,312.–** | AX | **1,544.–** | 5 | C |
| **CronoTwin-DL 65/220-2,2/4** | IE3 | DN 65 | 475 | 2.2 | 160 | 2120958 | C | **4,312.–** | AX | **1,544.–** | 5 | C |
| **CronoTwin-DL 65/220-3/4** | IE3 | DN 65 | 475 | 3 | 176 | 2120959 | C | **4,586.–** | AX | **1,544.–** | 5 | C |
| **CronoTwin-DL 65/250-3/4** | IE3 | DN 65 | 475 | 3 | 192 | 2120960 | C | **4,586.–** | AX | **1,574.–** | 5 | D |
| **CronoTwin-DL 65/250-4/4** | IE3 | DN 65 | 475 | 4 | 206 | 2120961 | L | **5,232.–** | AX | **1,574.–** | 5 | D |
| **CronoTwin-DL 65/270-5,5/4** | IE3 | DN 65 | 475 | 5.5 | 281 | 2120962 | K | **5,838.–** | AX | **1,574.–** | 5 | D |
| **CronoTwin-DL 80/150-1,1/4** | IE3 | DN 80 | 440 | 1.1 | 139 | 2120963 | C | **3,850.–** | AX | **1,480.–** | 4 | B |
| **CronoTwin-DL 80/160-1,5/4** | IE3 | DN 80 | 440 | 1.5 | 143 | 2120964 | L | **3,973.–** | AX | **1,480.–** | 4 | B |
| **CronoTwin-DL 80/170-2,2/4** | IE3 | DN 80 | 440 | 2.2 | 167 | 2120965 | L | **4,464.–** | AX | **1,480.–** | 4 | B |
| **CronoTwin-DL 80/210-3/4** | IE3 | DN 80 | 500 | 3 | 191 | 2120966 | L | **4,650.–** | AX | **1,620.–** | 5 | C |
| **CronoTwin-DL 80/220-4/4** | IE3 | DN 80 | 500 | 4 | 206 | 2120967 | L | **6,464.–** | AX | **1,620.–** | 5 | C |
| **CronoTwin-DL 80/270-5,5/4** | IE3 | DN 80 | 500 | 5.5 | 306 | 2120968 | L | **6,694.–** | AX | **1,750.–** | 5 | B |
| **CronoTwin-DL 100/145-1,1/4** | IE3 | DN 100 | 500 | 1.1 | 173 | 2120969 | C | **4,416.–** | AX | **1,666.–** | 5 | B |
| **CronoTwin-DL 100/150-1,5/4** | IE3 | DN 100 | 500 | 1.5 | 177 | 2120970 | C | **6,330.–** | AX | **1,666.–** | 5 | B |
| **CronoTwin-DL 100/160-2,2/4** | IE3 | DN 100 | 500 | 2.2 | 194 | 2120971 | L | **6,764.–** | AX | **1,666.–** | 5 | B |
| **CronoTwin-DL 100/170-3/4** | IE3 | DN 100 | 500 | 3 | 214 | 2120972 | L | **6,838.–** | AX | **1,666.–** | 5 | B |
| **CronoTwin-DL 100/200-3/4** | IE3 | DN 100 | 550 | 3 | 219 | 2120973 | K | **7,288.–** | AX | **1,836.–** | 5 | C |
| **CronoTwin-DL 100/200-4/4** | IE3 | DN 100 | 550 | 4 | 233 | 2120974 | K | **7,484.–** | AX | **1,836.–** | 5 | C |
| **CronoTwin-DL 100/220-5,5/4** | IE3 | DN 100 | 550 | 5.5 | 308 | 2120975 | L | **8,431.–** | AX | **1,836.–** | 5 | C |
| **CronoTwin-DL 100/250-5,5/4** | IE3 | DN 100 | 550 | 5.5 | 333 | 2120976 | C | **9,484.–** | AX | **1,888.–** | 5 | D |
| **CronoTwin-DL 100/250-7,5/4** | IE3 | DN 100 | 550 | 7.5 | 356 | 2120977 | L | **10,500.–** | AX | **1,888.–** | 5 | D |
| **CronoTwin-DL 100/260-11/4** | IE3 | DN 100 | 550 | 11 | 409 | 2120978 | C | **10,812.–** | AX | **1,888.–** | 6 | D |
| **CronoTwin-DL 100/270-11/4** | IE3 | DN 100 | 550 | 11 | 409 | 2120979 | C | **12,530.–** | AX | **1,888.–** | 6 | D |
| **CronoTwin-DL 125/190-4/4** | IE3 | DN 125 | 620 | 4 | 254 | 2120980 | K | **8,338.–** | AX | **1,860.–** | 5 | C |
| **CronoTwin-DL 125/210-5,5/4** | IE3 | DN 125 | 620 | 5.5 | 329 | 2120981 | L | **9,706.–** | AX | **1,860.–** | 5 | C |
| **CronoTwin-DL 125/220-5,5/4** | IE3 | DN 125 | 620 | 5.5 | 329 | 2120982 | C | **10,133.–** | AX | **1,860.–** | 5 | C |
| **CronoTwin-DL 125/220-7,5/4** | IE3 | DN 125 | 620 | 7.5 | 349 | 2120983 | C | **11,247.–** | AX | **1,860.–** | 5 | C |
| **CronoTwin-DL 125/250-11/4** | IE3 | DN 125 | 620 | 11 | 455 | 2120984 | K | **13,058.–** | AX | **1,962.–** | 6 | D |
| **CronoTwin-DL 125/270-11/4** | IE3 | DN 125 | 620 | 11 | 455 | 2120985 | K | **13,427.–** | AX | **1,962.–** | 6 | D |
| **CronoTwin-DL 125/270-15/4** | IE3 | DN 125 | 620 | 15 | 499 | 2120986 | K | **15,811.–** | AX | **1,962.–** | 6 | D |
| **CronoTwin-DL 125/300-18,5/4** | IE3 | DN 125 | 700 | 18.5 | 608 | 2120987 | A | **15,966.–** | AX | **2,550.–** | 7 | E |
| **CronoTwin-DL 125/320-18,5/4** | IE3 | DN 125 | 700 | 18.5 | 608 | 2120988 | A | **15,966.–** | AX | **2,550.–** | 7 | E |
| **CronoTwin-DL 125/320-22/4** | IE3 | DN 125 | 700 | 22 | 710 | 2120989 | A | **17,154.–** | AX | **2,550.–** | 7 | E |
| **CronoTwin-DL 125/340-30/4** | IE3 | DN 125 | 700 | 30 | 837 | 2120990 | A | **18,281.–** | AX | **2,550.–** | 7 | E |
| **CronoTwin-DL 150/190-5,5/4** | IE3 | DN 150 | 700 | 5.5 | 405 | 2120991 | C | **11,232.–** | AX | **2,032.–** | 5 | C |
| **CronoTwin-DL 150/200-7,5/4** | IE3 | DN 150 | 700 | 7.5 | 425 | 2120992 | C | **12,630.–** | AX | **2,032.–** | 5 | C |
| **CronoTwin-DL 150/220-11/4** | IE3 | DN 150 | 700 | 11 | 476 | 2120993 | C | **13,230.–** | AX | **2,032.–** | 6 | C |
| **CronoTwin-DL 150/250-15/4** | IE3 | DN 150 | 700 | 15 | 599 | 2120994 | A | **15,357.–** | AX | **2,220.–** | 7 | D |
| **CronoTwin-DL 150/260-15/4** | IE3 | DN 150 | 700 | 15 | 609 | 2120995 | A | **16,274.–** | AX | **2,220.–** | 7 | D |
| **CronoTwin-DL 150/260-18,5/4** | IE3 | DN 150 | 700 | 18.5 | 670 | 2120996 | A | **17,743.–** | AX | **2,220.–** | 7 | D |

🚚 = ready for delivery, L = supply availability, C = approx. 2 weeks, K = approx. 4 weeks, AX = up to 16 weeks delivery time, please inquire for every order, A = on request, 📞 = please contact Wilo
Subject to change – all prices do not include VAT. Our General Terms of Delivery and Service apply (see www.wilo.com/legal) – valid from 01/01/2022 in Germany.

Price group: PG3

| Ordering information (4-pole types) | | | | | | | | | | Additional charge | | | |
|---|---|---|---|---|---|---|---|---|---|---|---|---|---|
| Type | Motor efficiency class | Nominal flange diameter | Port-to-port length | Rated power | Net weight, approx. | Art. no. | | | | Red brass impeller (L1 version) | | GRD group | Blind flange |
| | | | *L0* mm | $P_2$ kW | *m* kg | | | EUR | | EUR | | | |
| CronoTwin-DL 150/270-18,5/4 | IE3 | DN 150 | 700 | 18.5 | 670 | 2120997 | A | **17,743.–** | AX | **2,220.–** | | 7 | D |
| CronoTwin-DL 150/270-22/4 | IE3 | DN 150 | 700 | 22 | 772 | 2120998 | A | **18,839.–** | AX | **2,220.–** | | 7 | D |
| CronoTwin-DL 150/305-30/4 | IE3 | DN 150 | 770 | 30 | 959 | 2151765 | A | **24,346.–** | AX | **2,912.–** | | 7 | E |
| CronoTwin-DL 150/325-30/4 | IE3 | DN 150 | 770 | 30 | 959 | 2151764 | A | **24,346.–** | AX | **2,912.–** | | 7 | E |
| CronoTwin-DL 150/325-37/4 | IE3 | DN 150 | 770 | 37 | 1042 | 2151763 | A | **25,722.–** | AX | **2,912.–** | | 8 | E |
| CronoTwin-DL 150/335-37/4 | IE3 | DN 150 | 770 | 37 | 1042 | 2151762 | A | **25,722.–** | AX | **2,912.–** | | 8 | E |
| CronoTwin-DL 150/335-45/4 | IE3 | DN 150 | 770 | 45 | 1112 | 2151761 | A | **30,224.–** | AX | **2,912.–** | | 8 | E |
| CronoTwin-DL 200/240-15/4 | IE3 | DN 200 | 800 | 15 | 747 | 2121003 | A | **21,458.–** | AX | **2,444.–** | | 7 | D |
| CronoTwin-DL 200/250-18,5/4 | IE3 | DN 200 | 800 | 18.5 | 807 | 2121004 | K | **22,505.–** | AX | **2,444.–** | | 7 | D |
| CronoTwin-DL 200/260-22/4 | IE3 | DN 200 | 800 | 22 | 909 | 2121005 | K | **24,259.–** | AX | **2,444.–** | | 7 | D |
| CronoTwin-DL 200/270-30/4 | IE3 | DN 200 | 800 | 30 | 1034 | 2121006 | K | **26,015.–** | AX | **2,444.–** | | 7 | D |
| CronoTwin-DL 200/300-37/4 | IE3 | DN 200 | 820 | 37 | 1161 | 2142056 | A | **27,794.–** | AX | **2,976.–** | | 8 | E |
| CronoTwin-DL 200/315-37/4 | IE3 | DN 200 | 820 | 37 | 1161 | 2142057 | A | **27,794.–** | AX | **2,976.–** | | 8 | E |
| CronoTwin-DL 200/335-37/4 | IE3 | DN 200 | 820 | 37 | 1161 | 2142058 | A | **27,794.–** | AX | **2,976.–** | | 8 | E |
| CronoTwin-DL 200/335-45/4 | IE3 | DN 200 | 820 | 45 | 1231 | 2142059 | A | **30,946.–** | AX | **2,976.–** | | 8 | E |
| CronoTwin-DL 200/345-45/4 | IE3 | DN 200 | 820 | 45 | 1231 | 2142060 | A | **30,946.–** | AX | **2,976.–** | | 8 | E |
| CronoTwin-DL 200/345-55/4 | IE3 | DN 200 | 820 | 55 | 1745 | 2142061 | K | **35,748.–** | AX | **2,976.–** | | 8 | E |

Price group: PG3

| Ordering information (2-pole types, special mechanical seal for water-glycol mixture) | | | | | | | | | Additional charge | | | |
|---|---|---|---|---|---|---|---|---|---|---|---|---|
| Type | Motor efficiency class | Nominal flange diameter | Port-to-port length | Rated power | Net weight, approx. | Art. no. | | | | Red brass impeller (L1 version) | GRD group | Blind flange |
| | | | *L0* mm | $P_2$ kW | *m* kg | | | EUR | | | | |
| CronoTwin-DL 32/140-1,5/2-S1 | IE3 | DN 32 | 320 | 1.5 | 106 | 2171420 | K | **2,777.–** | A | ✆ | 4 | B |
| CronoTwin-DL 32/150-2,2/2-S1 | IE3 | DN 32 | 320 | 2.2 | 111 | 2171421 | K | **3,335.–** | A | ✆ | 4 | B |
| CronoTwin-DL 32/160-2,2/2-S1 | IE3 | DN 32 | 320 | 2.2 | 111 | 2171422 | K | **3,335.–** | A | ✆ | 4 | B |
| CronoTwin-DL 32/160-3/2-S1 | IE3 | DN 32 | 320 | 3 | 119 | 2171423 | K | **3,495.–** | A | ✆ | 4 | B |
| CronoTwin-DL 32/170-3/2-S1 | IE3 | DN 32 | 320 | 3 | 119 | 2171424 | K | **3,495.–** | A | ✆ | 4 | B |
| CronoTwin-DL 32/170-4/2-S1 | IE3 | DN 32 | 320 | 4 | 135 | 2171425 | K | **3,575.–** | A | ✆ | 4 | B |
| CronoTwin-DL 40/140-2,2/2-S1 | IE3 | DN 40 | 340 | 2.2 | 113 | 2171426 | K | **3,373.–** | A | ✆ | 4 | B |
| CronoTwin-DL 40/150-3/2-S1 | IE3 | DN 40 | 340 | 3 | 121 | 2171427 | K | **3,511.–** | A | ✆ | 4 | B |
| CronoTwin-DL 40/160-4/2-S1 | IE3 | DN 40 | 340 | 4 | 136 | 2171428 | K | **4,089.–** | A | ✆ | 4 | B |
| CronoTwin-DL 40/170-5,5/2-S1 | IE3 | DN 40 | 340 | 5.5 | 171 | 2171429 | K | **5,314.–** | A | ✆ | 4 | B |
| CronoTwin-DL 40/200-7,5/2-S1 | IE3 | DN 40 | 440 | 7.5 | 200 | 2171430 | K | **5,436.–** | A | ✆ | 5 | C |
| CronoTwin-DL 40/220-11/2-S1 | IE3 | DN 40 | 440 | 11 | 303 | 2171431 | K | **6,915.–** | A | ✆ | 5 | C |
| CronoTwin-DL 50/110-1,5/2-S1 | IE3 | DN 50 | 340 | 1.5 | 102 | 2171432 | K | **2,984.–** | A | ✆ | 4 | A |
| CronoTwin-DL 50/120-2,2/2-S1 | IE3 | DN 50 | 340 | 2.2 | 105 | 2171433 | K | **3,384.–** | A | ✆ | 4 | A |
| CronoTwin-DL 50/130-3/2-S1 | IE3 | DN 50 | 340 | 3 | 117 | 2171434 | K | **3,564.–** | A | ✆ | 4 | A |
| CronoTwin-DL 50/140-3/2-S1 | IE3 | DN 50 | 340 | 3 | 115 | 2171435 | K | **3,564.–** | A | ✆ | 4 | A |
| CronoTwin-DL 50/140-4/2-S1 | IE3 | DN 50 | 340 | 4 | 130 | 2171436 | K | **4,148.–** | A | ✆ | 4 | A |
| CronoTwin-DL 50/160-5,5/2-S1 | IE3 | DN 50 | 340 | 5.5 | 175 | 2145996 | K | **5,224.–** | A | ✆ | 5 | B |

= ready for delivery, L = supply availability, C = approx. 2 weeks, K = approx. 4 weeks, AX = up to 16 weeks delivery time, please inquire for every order, A = on request, ✆ = please contact Wilo
Subject to change – all prices do not include VAT. Our General Terms of Delivery and Service apply (see www.wilo.com/legal) – valid from 01/01/2022 in Germany.

**Price group: PG3**

| Ordering information (2-pole types, special mechanical seal for water-glycol mixture) | | | | | | | | | Additional charge | | | |
|---|---|---|---|---|---|---|---|---|---|---|---|---|
| **Type** | **Motor efficiency class** | **Nominal flange diameter** | **Port-to-port length** | **Rated power** | **Net weight, approx.** | **Art. no.** | | | | **Red brass impeller (L1 version)** | **GRD group** | **Blind flange** |
| | | | *L0* mm | $P_2$ kW | *m* kg | | 🚚 | EUR | 🚚 | | | |
| **CronoTwin-DL 50/170-5,5/2-S1** | IE3 | DN 50 | 340 | 5.5 | 175 | 2171437 | K | **5,224.–** | A | ✆ | 5 | B |
| **CronoTwin-DL 50/170-7,5/2-S1** | IE3 | DN 50 | 340 | 7.5 | 181 | 2171438 | K | **5,466.–** | A | ✆ | 5 | B |
| **CronoTwin-DL 50/180-7,5/2-S1** | IE3 | DN 50 | 440 | 7.5 | 209 | 2145995 | K | **5,466.–** | A | ✆ | 5 | C |
| **CronoTwin-DL 50/210-11/2-S1** | IE3 | DN 50 | 440 | 11 | 308 | 2171439 | K | **7,931.–** | A | ✆ | 5 | C |
| **CronoTwin-DL 50/220-11/2-S1** | IE3 | DN 50 | 440 | 11 | 308 | 2171440 | K | **7,931.–** | A | ✆ | 5 | C |
| **CronoTwin-DL 50/220-15/2-S1** | IE3 | DN 50 | 440 | 15 | 345 | 2171441 | K | **8,148.–** | A | ✆ | 5 | C |
| **CronoTwin-DL 65/110-3/2-S1** | IE3 | DN 65 | 340 | 3 | 122 | 2171442 | K | **3,781.–** | A | ✆ | 4 | A |
| **CronoTwin-DL 65/120-3/2-S1** | IE3 | DN 65 | 340 | 3 | 122 | 2171443 | K | **3,781.–** | A | ✆ | 4 | A |
| **CronoTwin-DL 65/120-4/2-S1** | IE3 | DN 65 | 340 | 4 | 138 | 2171444 | K | **4,180.–** | A | ✆ | 4 | A |
| **CronoTwin-DL 65/140-5,5/2-S1** | IE3 | DN 65 | 340 | 5.5 | 172 | 2171445 | K | **4,938.–** | A | ✆ | 5 | A |
| **CronoTwin-DL 65/140-7,5/2-S1** | IE3 | DN 65 | 340 | 7.5 | 178 | 2164226 | K | **5,249.–** | A | ✆ | 5 | A |
| **CronoTwin-DL 65/150-5,5/2-S1** | IE3 | DN 65 | 430 | 5.5 | 193 | 2171446 | K | **5,544.–** | A | ✆ | 5 | B |
| **CronoTwin-DL 65/160-5,5/2-S1** | IE3 | DN 65 | 430 | 5.5 | 193 | 2171447 | K | **5,544.–** | A | ✆ | 5 | B |
| **CronoTwin-DL 65/160-7,5/2-S1** | IE3 | DN 65 | 430 | 7.5 | 199 | 2171448 | K | **5,785.–** | A | ✆ | 5 | B |
| **CronoTwin-DL 65/170-11/2-S1** | IE3 | DN 65 | 430 | 11 | 292 | 2145994 | K | **7,563.–** | A | ✆ | 5 | B |
| **CronoTwin-DL 65/200-11/2-S1** | IE3 | DN 65 | 475 | 11 | 321 | 2171449 | K | **7,622.–** | A | ✆ | 6 | C |
| **CronoTwin-DL 65/200-15/2-S1** | IE3 | DN 65 | 475 | 15 | 357 | 2171450 | K | **9,185.–** | A | ✆ | 6 | C |
| **CronoTwin-DL 65/210-15/2-S1** | IE3 | DN 65 | 475 | 15 | 357 | 2171451 | K | **9,185.–** | A | ✆ | 6 | C |
| **CronoTwin-DL 65/210-18,5/2-S1** | IE3 | DN 65 | 475 | 18.5 | 389 | 2171452 | K | **10,925.–** | A | ✆ | 6 | C |
| **CronoTwin-DL 65/220-18,5/2-S1** | IE3 | DN 65 | 475 | 18.5 | 389 | 2171453 | K | **10,925.–** | A | ✆ | 6 | C |
| **CronoTwin-DL 65/220-22/2-S1** | IE3 | DN 65 | 475 | 22 | 423 | 2171454 | K | **12,232.–** | A | ✆ | 6 | C |
| **CronoTwin-DL 80/120-4/2-S1** | IE3 | DN 80 | 400 | 4 | 153 | 2164240 | K | **4,566.–** | A | ✆ | 4 | A |
| **CronoTwin-DL 80/130-5,5/2-S1** | IE3 | DN 80 | 400 | 5.5 | 188 | 2171455 | K | **5,516.–** | A | ✆ | 5 | A |
| **CronoTwin-DL 80/140-7,5/2-S1** | IE3 | DN 80 | 400 | 7.5 | 194 | 2167010 | K | **5,643.–** | A | ✆ | 5 | A |
| **CronoTwin-DL 80/150-7,5/2-S1** | IE3 | DN 80 | 440 | 7.5 | 211 | 2171456 | K | **5,644.–** | A | ✆ | 5 | B |
| **CronoTwin-DL 80/160-11/2-S1** | IE3 | DN 80 | 440 | 11 | 301 | 2171457 | K | **7,716.–** | A | ✆ | 5 | B |
| **CronoTwin-DL 80/170-11/2-S1** | IE3 | DN 80 | 440 | 11 | 301 | 2171458 | K | **7,716.–** | A | ✆ | 5 | B |
| **CronoTwin-DL 80/170-15/2-S1** | IE3 | DN 80 | 440 | 15 | 337 | 2164250 | K | **8,309.–** | A | ✆ | 5 | B |
| **CronoTwin-DL 80/190-15/2-S1** | IE3 | DN 80 | 500 | 15 | 372 | 2171459 | K | **8,368.–** | A | ✆ | 6 | C |
| **CronoTwin-DL 80/190-18,5/2-S1** | IE3 | DN 80 | 500 | 18.5 | 404 | 2171460 | K | **10,140.–** | A | ✆ | 6 | C |
| **CronoTwin-DL 80/200-18,5/2-S1** | IE3 | DN 80 | 500 | 18.5 | 404 | 2171461 | K | **10,140.–** | A | ✆ | 6 | C |
| **CronoTwin-DL 80/200-22/2-S1** | IE3 | DN 80 | 500 | 22 | 444 | 2171462 | K | **11,698.–** | A | ✆ | 6 | C |
| **CronoTwin-DL 80/220-30/2-S1** | IE3 | DN 80 | 500 | 30 | 678 | 2171463 | K | **13,895.–** | A | ✆ | 6 | C |
| **CronoTwin-DL 100/145-11/2-S1** | IE3 | DN 100 | 500 | 11 | 344 | 2171464 | K | **7,920.–** | A | ✆ | 6 | B |
| **CronoTwin-DL 100/150-15/2-S1** | IE3 | DN 100 | 500 | 15 | 380 | 2171465 | K | **9,427.–** | A | ✆ | 6 | B |
| **CronoTwin-DL 100/160-15/2-S1** | IE3 | DN 100 | 500 | 15 | 380 | 2171466 | K | **9,427.–** | A | ✆ | 6 | B |
| **CronoTwin-DL 100/160-18,5/2-S1** | IE3 | DN 100 | 500 | 18.5 | 412 | 2158596 | K | **9,874.–** | A | ✆ | 6 | B |
| **CronoTwin-DL 100/165-22/2-S1** | IE3 | DN 100 | 500 | 22 | 445 | 2161271 | K | **13,194.–** | A | ✆ | 6 | B |
| **CronoTwin-DL 100/170-30/2-S1** | IE3 | DN 100 | 500 | 30 | 678 | 2171467 | K | **15,519.–** | A | ✆ | 6 | B |
| **CronoTwin-DL 100/190-30/2-S1** | IE3 | DN 100 | 550 | 30 | 707 | 2171468 | K | **16,107.–** | A | ✆ | 6 | C |
| **CronoTwin-DL 100/210-30/2-S1** | IE3 | DN 100 | 550 | 30 | 707 | 2171469 | K | **16,107.–** | A | ✆ | 6 | C |
| **CronoTwin-DL 100/210-37/2-S1** | IE3 | DN 100 | 550 | 37 | 745 | 2171470 | K | **20,517.–** | A | ✆ | 6 | C |

🚚 = ready for delivery, L = supply availability, C = approx. 2 weeks, K = approx. 4 weeks, AX = up to 16 weeks delivery time, please inquire for every order, A = on request, ✆ = please contact Wilo
Subject to change – all prices do not include VAT. Our General Terms of Delivery and Service apply (see www.wilo.com/legal) – valid from 01/01/2022 in Germany.

Price group: PG3

| Ordering information (4-pole types, special mechanical seal for water-glycol mixture) | | | | | | | | | Additional charge | | | |
|---|---|---|---|---|---|---|---|---|---|---|---|---|
| Type | Motor efficiency class | Nominal flange diameter | Port-to-port length | Rated power | Net weight, approx. | Art. no. | | | | Red brass impeller (L1 version) | GRD group | Blind flange |
| | | | *L0* mm | $P_2$ kW | *m* kg | | | EUR | | | | |
| CronoTwin-DL 32/140-0,25/4-S1 | IE2 | DN 32 | 320 | 0.25 | 72 | 2066821 | K | 2,608.– | A | ✆ | 4 | B |
| CronoTwin-DL 32/150-0,37/4-S1 | IE2 | DN 32 | 320 | 0.37 | 73 | 2171347 | K | 2,635.– | A | ✆ | 4 | B |
| CronoTwin-DL 32/170-0,55/4-S1 | IE2 | DN 32 | 320 | 0.55 | 86 | 2122813 | K | 2,950.– | A | ✆ | 4 | B |
| CronoTwin-DL 40/140-0,25/4-S1 | IE2 | DN 40 | 340 | 0.25 | 73 | 2108405 | K | 2,664.– | A | ✆ | 4 | B |
| CronoTwin-DL 40/150-0,37/4-S1 | IE2 | DN 40 | 340 | 0.37 | 74 | 2171348 | K | 2,706.– | A | ✆ | 4 | B |
| CronoTwin-DL 40/160-0,55/4-S1 | IE2 | DN 40 | 340 | 0.55 | 88 | 2118892 | K | 2,737.– | A | ✆ | 4 | B |
| CronoTwin-DL 40/170-0,75/4-S1 | IE3 | DN 40 | 340 | 0.75 | 89 | 2171349 | K | 3,335.– | A | ✆ | 4 | B |
| CronoTwin-DL 40/210-1,1/4-S1 | IE3 | DN 40 | 440 | 1.1 | 118 | 2171350 | K | 3,621.– | A | ✆ | 4 | C |
| CronoTwin-DL 40/220-1,5/4-S1 | IE3 | DN 40 | 440 | 1.5 | 122 | 2171351 | K | 3,875.– | A | ✆ | 4 | C |
| CronoTwin-DL 50/150-0,55/4-S1 | IE2 | DN 50 | 340 | 0.55 | 92 | 2152625 | K | 2,979.– | A | ✆ | 4 | B |
| CronoTwin-DL 50/160-0,75/4-S1 | IE3 | DN 50 | 340 | 0.75 | 93 | 2171352 | K | 3,364.– | A | ✆ | 4 | B |
| CronoTwin-DL 50/170-1,1/4-S1 | IE3 | DN 50 | 340 | 1.1 | 109 | 2171353 | K | 3,612.– | A | ✆ | 4 | B |
| CronoTwin-DL 50/200-1,5/4-S1 | IE3 | DN 50 | 440 | 1.5 | 133 | 2171354 | K | 3,722.– | A | ✆ | 4 | C |
| CronoTwin-DL 50/220-2,2/4-S1 | IE3 | DN 50 | 440 | 2.2 | 152 | 2171355 | K | 4,072.– | A | ✆ | 4 | C |
| CronoTwin-DL 50/260-3/4-S1 | IE3 | DN 50 | 440 | 3 | 185 | 2171356 | K | 4,193.– | A | ✆ | 5 | D |
| CronoTwin-DL 50/270-3/4-S1 | IE3 | DN 50 | 440 | 3 | 185 | 2171357 | K | 4,193.– | A | ✆ | 5 | D |
| CronoTwin-DL 50/270-4/4-S1 | IE3 | DN 50 | 440 | 4 | 199 | 2171358 | K | 4,883.– | A | ✆ | 5 | D |
| CronoTwin-DL 65/120-0,55/4-S1 | IE2 | DN 65 | 340 | 0.55 | 88 | 2171359 | K | 3,233.– | A | ✆ | 4 | A |
| CronoTwin-DL 65/130-0,75/4-S1 | IE3 | DN 65 | 340 | 0.75 | 89 | 2171360 | K | 3,362.– | A | ✆ | 4 | A |
| CronoTwin-DL 65/140-1,1/4-S1 | IE3 | DN 65 | 340 | 1.1 | 105 | 2171361 | K | 3,715.– | A | ✆ | 4 | A |
| CronoTwin-DL 65/150-0,75/4-S1 | IE3 | DN 65 | 430 | 0.75 | 111 | 2171362 | K | 3,398.– | A | ✆ | 4 | B |
| CronoTwin-DL 65/160-1,1/4-S1 | IE3 | DN 65 | 430 | 1.1 | 127 | 2171363 | K | 3,741.– | A | ✆ | 4 | B |
| CronoTwin-DL 65/170-1,1/4-S1 | IE3 | DN 65 | 430 | 1.1 | 127 | 2171364 | K | 3,741.– | A | ✆ | 4 | B |
| CronoTwin-DL 65/170-1,5/4-S1 | IE3 | DN 65 | 430 | 1.5 | 134 | 2171365 | K | 3,781.– | A | ✆ | 4 | B |
| CronoTwin-DL 65/210-2,2/4-S1 | IE3 | DN 65 | 475 | 2.2 | 160 | 2171366 | K | 4,416.– | A | ✆ | 5 | C |
| CronoTwin-DL 65/220-2,2/4-S1 | IE3 | DN 65 | 475 | 2.2 | 160 | 2171367 | K | 4,416.– | A | ✆ | 5 | C |
| CronoTwin-DL 65/220-3/4-S1 | IE3 | DN 65 | 475 | 3 | 176 | 2171368 | K | 4,691.– | A | ✆ | 5 | C |
| CronoTwin-DL 65/250-3/4-S1 | IE3 | DN 65 | 475 | 3 | 192 | 2171369 | K | 4,691.– | A | ✆ | 5 | D |
| CronoTwin-DL 65/250-4/4-S1 | IE3 | DN 65 | 475 | 4 | 206 | 2171370 | K | 5,336.– | A | ✆ | 5 | D |
| CronoTwin-DL 65/270-5,5/4-S1 | IE3 | DN 65 | 475 | 5.5 | 281 | 2171371 | K | 5,942.– | A | ✆ | 5 | D |
| CronoTwin-DL 80/150-1,1/4-S1 | IE3 | DN 80 | 440 | 1.1 | 139 | 2171372 | K | 3,939.– | A | ✆ | 4 | B |
| CronoTwin-DL 80/160-1,5/4-S1 | IE3 | DN 80 | 440 | 1.5 | 143 | 2171373 | K | 4,061.– | A | ✆ | 4 | B |
| CronoTwin-DL 80/170-2,2/4-S1 | IE3 | DN 80 | 440 | 2.2 | 167 | 2171374 | K | 4,552.– | A | ✆ | 4 | B |
| CronoTwin-DL 80/210-3/4-S1 | IE3 | DN 80 | 500 | 3 | 191 | 2171375 | K | 4,754.– | A | ✆ | 5 | C |
| CronoTwin-DL 80/220-4/4-S1 | IE3 | DN 80 | 500 | 4 | 206 | 2171376 | K | 6,569.– | A | ✆ | 5 | C |
| CronoTwin-DL 80/270-5,5/4-S1 | IE3 | DN 80 | 500 | 5.5 | 306 | 2171377 | K | 6,798.– | A | ✆ | 5 | B |
| CronoTwin-DL 100/145-1,1/4-S1 | IE3 | DN 100 | 500 | 1.1 | 173 | 2171378 | K | 4,521.– | A | ✆ | 5 | B |
| CronoTwin-DL 100/150-1,5/4-S1 | IE3 | DN 100 | 500 | 1.5 | 177 | 2171379 | K | 6,435.– | A | ✆ | 5 | B |
| CronoTwin-DL 100/160-2,2/4-S1 | IE3 | DN 100 | 500 | 2.2 | 194 | 2171380 | K | 6,868.– | A | ✆ | 5 | B |
| CronoTwin-DL 100/170-3/4-S1 | IE3 | DN 100 | 500 | 3 | 214 | 2171381 | K | 6,942.– | A | ✆ | 5 | B |
| CronoTwin-DL 100/200-3/4-S1 | IE3 | DN 100 | 550 | 3 | 219 | 2171382 | K | 7,393.– | A | ✆ | 5 | C |
| CronoTwin-DL 100/200-4/4-S1 | IE3 | DN 100 | 550 | 4 | 233 | 2171383 | K | 7,589.– | A | ✆ | 5 | C |
| CronoTwin-DL 100/220-5,5/4-S1 | IE3 | DN 100 | 550 | 5.5 | 308 | 2171384 | K | 8,535.– | A | ✆ | 5 | C |

🚚 = ready for delivery, L = supply availability, C = approx. 2 weeks, K = approx. 4 weeks, AX = up to 16 weeks delivery time, please inquire for every order, A = on request, ✆ = please contact Wilo
Subject to change – all prices do not include VAT. Our General Terms of Delivery and Service apply (see www.wilo.com/legal) – valid from 01/01/2022 in Germany.

**Price group: PG3**

| Ordering information (4-pole types, special mechanical seal for water-glycol mixture) | | | | | | | | | Additional charge | | | |
|---|---|---|---|---|---|---|---|---|---|---|---|---|
| **Type** | **Motor efficiency class** | **Nominal flange diameter** | **Port-to-port length** | **Rated power** | **Net weight, approx.** | **Art. no.** | | | | **Red brass impeller (L1 version)** | **GRD group** | **Blind flange** |
| | | | *L0* mm | $P_2$ kW | *m* kg | | 🚚 | EUR | 🚚 | | | |
| **CronoTwin-DL 100/250-5,5/4-S1** | IE3 | DN 100 | 550 | 5.5 | 333 | 2171385 | K | **9,588.–** | A | 📞 | 5 | D |
| **CronoTwin-DL 100/250-7,5/4-S1** | IE3 | DN 100 | 550 | 7.5 | 356 | 2161270 | K | **10,605.–** | A | 📞 | 5 | D |
| **CronoTwin-DL 100/260-11/4-S1** | IE3 | DN 100 | 550 | 11 | 409 | 2171386 | K | **10,976.–** | A | 📞 | 6 | D |
| **CronoTwin-DL 100/270-11/4-S1** | IE3 | DN 100 | 550 | 11 | 409 | 2171387 | K | **12,694.–** | A | 📞 | 6 | D |
| **CronoTwin-DL 125/190-4/4-S1** | IE3 | DN 125 | 620 | 4 | 254 | 2171388 | K | **8,442.–** | A | 📞 | 5 | C |
| **CronoTwin-DL 125/210-5,5/4-S1** | IE3 | DN 125 | 620 | 5.5 | 329 | 2171389 | K | **9,811.–** | A | 📞 | 5 | C |
| **CronoTwin-DL 125/220-5,5/4-S1** | IE3 | DN 125 | 620 | 5.5 | 329 | 2166976 | K | **10,237.–** | A | 📞 | 5 | C |
| **CronoTwin-DL 125/220-7,5/4-S1** | IE3 | DN 125 | 620 | 7.5 | 349 | 2171390 | K | **11,351.–** | A | 📞 | 5 | C |
| **CronoTwin-DL 125/250-11/4-S1** | IE3 | DN 125 | 620 | 11 | 455 | 2171391 | K | **13,221.–** | A | 📞 | 6 | D |
| **CronoTwin-DL 125/270-11/4-S1** | IE3 | DN 125 | 620 | 11 | 455 | 2171392 | K | **13,590.–** | A | 📞 | 6 | D |
| **CronoTwin-DL 125/270-15/4-S1** | IE3 | DN 125 | 620 | 15 | 499 | 2171393 | K | **15,974.–** | A | 📞 | 6 | D |
| **CronoTwin-DL 125/300-18,5/4-S1** | IE3 | DN 125 | 700 | 18.5 | 608 | 2171394 | K | **16,284.–** | A | 📞 | 7 | E |
| **CronoTwin-DL 125/320-18,5/4-S1** | IE3 | DN 125 | 700 | 18.5 | 608 | 2171395 | K | **16,284.–** | A | 📞 | 7 | E |
| **CronoTwin-DL 125/320-22/4-S1** | IE3 | DN 125 | 700 | 22 | 710 | 2171396 | K | **17,472.–** | A | 📞 | 7 | E |
| **CronoTwin-DL 125/340-30/4-S1** | IE3 | DN 125 | 700 | 30 | 837 | 2171397 | K | **18,599.–** | A | 📞 | 7 | E |
| **CronoTwin-DL 150/190-5,5/4-S1** | IE3 | DN 150 | 700 | 5.5 | 405 | 2171398 | K | **11,337.–** | A | 📞 | 5 | C |
| **CronoTwin-DL 150/200-7,5/4-S1** | IE3 | DN 150 | 700 | 7.5 | 425 | 2171399 | K | **12,735.–** | A | 📞 | 5 | C |
| **CronoTwin-DL 150/220-11/4-S1** | IE3 | DN 150 | 700 | 11 | 476 | 2171400 | K | **13,394.–** | A | 📞 | 6 | C |
| **CronoTwin-DL 150/250-15/4-S1** | IE3 | DN 150 | 700 | 15 | 599 | 2171401 | K | **15,675.–** | A | 📞 | 7 | D |
| **CronoTwin-DL 150/260-15/4-S1** | IE3 | DN 150 | 700 | 15 | 609 | 2171402 | K | **16,591.–** | A | 📞 | 7 | D |
| **CronoTwin-DL 150/260-18,5/4-S1** | IE3 | DN 150 | 700 | 18.5 | 670 | 2171403 | K | **18,061.–** | A | 📞 | 7 | D |
| **CronoTwin-DL 150/270-18,5/4-S1** | IE3 | DN 150 | 700 | 18.5 | 670 | 2171404 | K | **18,061.–** | A | 📞 | 7 | D |
| **CronoTwin-DL 150/270-22/4-S1** | IE3 | DN 150 | 700 | 22 | 772 | 2171405 | K | **19,157.–** | A | 📞 | 7 | D |
| **CronoTwin-DL 150/305-30/4-S1** | IE3 | DN 150 | 770 | 30 | 959 | 2171406 | K | **24,664.–** | A | 📞 | 7 | E |
| **CronoTwin-DL 150/325-30/4-S1** | IE3 | DN 150 | 770 | 30 | 959 | 2171407 | K | **24,664.–** | A | 📞 | 7 | E |
| **CronoTwin-DL 150/325-37/4-S1** | IE3 | DN 150 | 770 | 37 | 1042 | 2171408 | K | **26,283.–** | A | 📞 | 8 | E |
| **CronoTwin-DL 150/335-37/4-S1** | IE3 | DN 150 | 770 | 37 | 1042 | 2171409 | K | **26,283.–** | A | 📞 | 8 | E |
| **CronoTwin-DL 150/335-45/4-S1** | IE3 | DN 150 | 770 | 45 | 1112 | 2171410 | K | **30,784.–** | A | 📞 | 8 | E |
| **CronoTwin-DL 200/240-15/4-S1** | IE3 | DN 200 | 800 | 15 | 747 | 2171411 | K | **21,776.–** | A | 📞 | 7 | D |
| **CronoTwin-DL 200/250-18,5/4-S1** | IE3 | DN 200 | 800 | 18.5 | 807 | 2171412 | K | **22,823.–** | A | 📞 | 7 | D |
| **CronoTwin-DL 200/260-22/4-S1** | IE3 | DN 200 | 800 | 22 | 909 | 2157278 | K | **24,576.–** | A | 📞 | 7 | D |
| **CronoTwin-DL 200/270-30/4-S1** | IE3 | DN 200 | 800 | 30 | 1034 | 2171413 | K | **26,333.–** | A | 📞 | 7 | D |
| **CronoTwin-DL 200/300-37/4-S1** | IE3 | DN 200 | 820 | 37 | 1161 | 2171414 | K | **28,355.–** | A | 📞 | 8 | E |
| **CronoTwin-DL 200/315-37/4-S1** | IE3 | DN 200 | 820 | 37 | 1161 | 2171415 | K | **28,355.–** | A | 📞 | 8 | E |
| **CronoTwin-DL 200/335-37/4-S1** | IE3 | DN 200 | 820 | 37 | 1161 | 2171416 | K | **28,355.–** | A | 📞 | 8 | E |
| **CronoTwin-DL 200/335-45/4-S1** | IE3 | DN 200 | 820 | 45 | 1231 | 2171417 | K | **31,507.–** | A | 📞 | 8 | E |
| **CronoTwin-DL 200/345-45/4-S1** | IE3 | DN 200 | 820 | 45 | 1231 | 2171418 | K | **31,507.–** | A | 📞 | 8 | E |
| **CronoTwin-DL 200/345-55/4-S1** | IE3 | DN 200 | 820 | 55 | 1745 | 2171419 | K | **36,309.–** | A | 📞 | 8 | E |

🚚 = ready for delivery, L = supply availability, C = approx. 2 weeks, K = approx. 4 weeks, AX = up to 16 weeks delivery time, please inquire for every order, A = on request, 📞 = please contact Wilo
Subject to change – all prices do not include VAT. Our General Terms of Delivery and Service apply (see www.wilo.com/legal) – valid from 01/01/2022 in Germany.



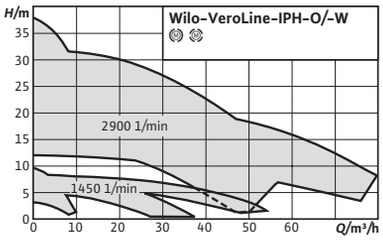


**Accessories** **Page**

Motor protection 257



# Wilo-VeroLine-IPH-W

## Construction
Glanded pump in in-line design with flange connection

## Application
For pumping hot water without abrasive matter in closed industrial circulation systems, district heating, closed heating systems, etc.

## Scope of delivery
- → Pump
- → Installation and operating instructions
- → Prewelding counter flanges
- → Flange gaskets

## Your advantages
- → Self-cooled mechanical seal, independent of direction of rotation
- → Great variety of applications due to a wide fluid temperature range without additional wearing parts

## Notice
- → Motors with energy efficiency class IE3 for rated motor powers ≥ 0.75 kW

**Price group: PG3**

**Ordering information (2-pole types)**

| Type | Motor efficiency class | Nominal flange diameter | Rated power | Net weight, approx. | Art. no. | | |
|---|---|---|---|---|---|---|---|
| | | | $P_2$ kW | $m$ kg | | | EUR |
| **VeroLine-IPH-W 32/125-0,75/2** | IE3 | DN 32 | 0.75 | 26 | 2121282 | C | **3,861.-** |
| **VeroLine-IPH-W 20/160-1,1/2** | IE3 | DN 20 | 1.1 | 33 | 2121281 | C | **3,748.-** |
| **VeroLine-IPH-W 65/110-2,2/2** | IE3 | DN 65 | 2.2 | 54 | 2121284 | C | **4,783.-** |
| **VeroLine-IPH-W 65/125-2,2/2** | IE3 | DN 65 | 2.2 | 54 | 2121285 | C | **4,783.-** |
| **VeroLine-IPH-W 80/110-2,2/2** | IE3 | DN 80 | 2.2 | 56 | 2121288 | C | **5,104.-** |
| **VeroLine-IPH-W 32/170-2,2/2** | IE3 | DN 32 | 2.2 | 42 | 2121283 | C | **4,091.-** |
| **VeroLine-IPH-W 65/140-4/2** | IE3 | DN 65 | 4 | 72 | 2121286 | C | **5,747.-** |
| **VeroLine-IPH-W 65/160-4/2** | IE3 | DN 65 | 4 | 72 | 2121287 | C | **5,747.-** |
| **VeroLine-IPH-W 80/140-4/2** | IE3 | DN 80 | 4 | 80 | 2121289 | C | **6,302.-** |

= ready for delivery, L = supply availability, C = approx. 2 weeks, K = approx. 4 weeks, AX = up to 16 weeks delivery time, please inquire for every order, A = on request, = please contact Wilo
Subject to change – all prices do not include VAT. Our General Terms of Delivery and Service apply (see www.wilo.com/legal) – valid from 01/01/2022 in Germany.

**Price group: PG3**

| Ordering information (4-pole types) | | | | | | | | |
|---|---|---|---|---|---|---|---|---|
| **Type** | **Motor efficiency class** | **Nominal flange diameter** | **Port-to-port length** | **Rated power** | **Net weight, approx.** | **Art. no.** | | |
| | | | *L0* mm | $P_2$ kW | *m* kg | | 🚚 | EUR |
| **VeroLine-IPH-W 32/125-0.18/4** | IE2 | DN 32 | 260 | 0.18 | 23 | 4089416 | C | **3,277.–** |
| **VeroLine-IPH-W 20/160-0.37/4** | IE2 | DN 20 | 290 | 0.37 | 28 | 4089415 | C | **3,623.–** |
| **VeroLine-IPH-W 32/170-0.37/4** | IE2 | DN 32 | 260 | 0.37 | 30 | 4089417 | C | **3,895.–** |
| **VeroLine-IPH-W 65/125-1,1/4** | IE3 | DN 65 | 370 | 1.1 | 44 | 2121276 | C | **4,561.–** |
| **VeroLine-IPH-W 65/140-1,1/4** | IE3 | DN 65 | 400 | 1.1 | 44 | 2121277 | C | **4,645.–** |
| **VeroLine-IPH-W 65/160-1,1/4** | IE3 | DN 65 | 400 | 1.1 | 44 | 2121278 | C | **4,726.–** |
| **VeroLine-IPH-W 80/140-1,1/4** | IE3 | DN 80 | 430 | 1.1 | 46 | 2121279 | C | **5,114.–** |
| **VeroLine-IPH-W 80/160-1,1/4** | IE3 | DN 80 | 430 | 1.1 | 59 | 2121280 | C | **5,310.–** |

🚚 = ready for delivery, L = supply availability, C = approx. 2 weeks, K = approx. 4 weeks, AX = up to 16 weeks delivery time, please inquire for every order, A = on request, 📞 = please contact Wilo
Subject to change – all prices do not include VAT. Our General Terms of Delivery and Service apply (see www.wilo.com/legal) – valid from 01/01/2022 in Germany.



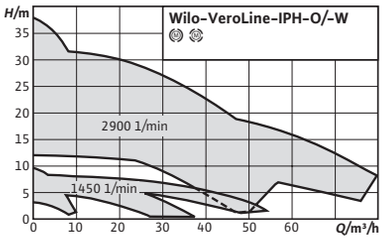


**Accessories** **Page**
Motor protection 257



# Wilo-VeroLine-IPH-O

## Construction
Glanded pump in in-line design with flange connection

## Application
For pumping heat transfer oil in closed industrial circulation systems

## Scope of delivery
- → Pump
- → Installation and operating instructions
- → Prewelding counter flanges
- → Flange gaskets

## Your advantages
- → Self-cooled mechanical seal, independent of direction of rotation
- → Great variety of applications due to a wide fluid temperature range without additional wearing parts

## Notice
- → Motors with energy efficiency class IE3 for rated motor powers ≥ 0.75 kW

**Price group: PG3**

**Ordering information (2-pole types)**

| Type | Motor efficiency class | Nominal flange diameter | Rated power | Net weight, approx. | Art. no. | | |
|---|---|---|---|---|---|---|---|
| | | | $P_2$ kW | $m$ kg | | | EUR |
| **VeroLine-IPH-O 32/125-0,75/2** | IE3 | DN 32 | 0.75 | 26 | 2121296 | C | **3,943.-** |
| **VeroLine-IPH-O 20/160-1,1/2** | IE3 | DN 20 | 1.1 | 33 | 2121295 | C | **3,835.-** |
| **VeroLine-IPH-O 65/110-2,2/2** | IE3 | DN 65 | 2.2 | 54 | 2121298 | C | **4,885.-** |
| **VeroLine-IPH-O 65/125-2,2/2** | IE3 | DN 65 | 2.2 | 54 | 2121299 | C | **4,885.-** |
| **VeroLine-IPH-O 80/110-2,2/2** | IE3 | DN 80 | 2.2 | 56 | 2121302 | C | **5,214.-** |
| **VeroLine-IPH-O 32/170-2,2/2** | IE3 | DN 32 | 2.2 | 42 | 2121297 | C | **4,220.-** |
| **VeroLine-IPH-O 65/140-4/2** | IE3 | DN 65 | 4 | 72 | 2121300 | C | **5,871.-** |
| **VeroLine-IPH-O 65/160-4/2** | IE3 | DN 65 | 4 | 72 | 2121301 | C | **5,871.-** |
| **VeroLine-IPH-O 80/140-4/2** | IE3 | DN 80 | 4 | 80 | 2121303 | C | **6,436.-** |

= ready for delivery, L = supply availability, C = approx. 2 weeks, K = approx. 4 weeks, AX = up to 16 weeks delivery time, please inquire for every order, A = on request, = please contact Wilo
Subject to change – all prices do not include VAT. Our General Terms of Delivery and Service apply (see www.wilo.com/legal) – valid from 01/01/2022 in Germany.

**Price group: PG3**

| Ordering information (4-pole types) | | | | | | | |
|---|---|---|---|---|---|---|---|
| **Type** | **Motor efficiency class** | **Nominal flange diameter** | **Rated power** | **Net weight, approx.** | **Art. no.** | | |
| | | | $P_2$ kW | $m$ kg | | 🚚 | EUR |
| **VeroLine-IPH-O 32/125-0.18/4** | IE2 | DN 32 | 0.18 | 23 | 4089399 | C | **3,347.–** |
| **VeroLine-IPH-O 20/160-0.37/4** | IE2 | DN 20 | 0.37 | 28 | 4089398 | C | **3,704.–** |
| **VeroLine-IPH-O 32/170-0.37/4** | IE2 | DN 32 | 0.37 | 30 | 4089400 | C | **3,985.–** |
| **VeroLine-IPH-O 65/125-1,1/4** | IE3 | DN 65 | 1.1 | 44 | 2121290 | C | **4,666.–** |
| **VeroLine-IPH-O 65/140-1,1/4** | IE3 | DN 65 | 1.1 | 44 | 2121291 | C | **4,754.–** |
| **VeroLine-IPH-O 65/160-1,1/4** | IE3 | DN 65 | 1.1 | 44 | 2121292 | C | **4,829.–** |
| **VeroLine-IPH-O 80/140-1,1/4** | IE3 | DN 80 | 1.1 | 46 | 2121293 | C | **5,232.–** |
| **VeroLine-IPH-O 80/160-1,1/4** | IE3 | DN 80 | 1.1 | 59 | 2121294 | C | **5,429.–** |

🚚 = ready for delivery, L = supply availability, C = approx. 2 weeks, K = approx. 4 weeks, AX = up to 16 weeks delivery time, please inquire for every order, A = on request, 📞 = please contact Wilo
Subject to change – all prices do not include VAT. Our General Terms of Delivery and Service apply (see www.wilo.com/legal) – valid from 01/01/2022 in Germany.



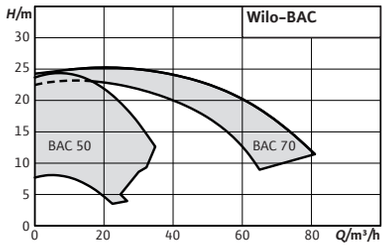




# Wilo-BAC

## Construction
Glanded pump in monobloc design with screwed connection or Victaulic connection.

## Application
For pumping of cooling water, cold water, water-glycol mixtures and other fluids without abrasive substances.

## Scope of delivery
- → Pump
- → Installation and operating instructions

## General notes – ErP (Ecodesign) Directive
The minimum efficiency index, MEI, of the pump series is ≥0.4. For detailed information on the MEI values of the individual pump types, see: Wilo Online Catalogue, available at www.wilo.com

## Your advantages
- → Energy savings due to due to state-of-the-art hydraulics and motors
- → Victaulic connection for quick and easy assembly
- → Optimised pump dimensions for maximum interchangeability
- → High reliability thanks to high-grade mechanical seal and bearings
- → Optional: Maximum convenience for electrical installation thanks to a quick electrical connection plug

**Price group: PG3**

**Ordering information with Victaulic connection**

| Type | Nominal flange diameter | Rated power | Net weight, approx. | Art. no. | | |
|---|---|---|---|---|---|---|
| | | $P_2$ kW | $m$ kg | | 🚚 | EUR |
| **BAC50-82-0.55/2** | Ø 60,3 | 0.55 | 14 | **4245151** | K | **693.–** |
| **BAC 40/125-0.75/2-DM/R-2** | Ø 48,3 | 0.75 | 13 | 4213181 | C | **749.–** |
| **BAC50-99-0.75/2** | Ø 60,3 | 0.75 | 14 | **4245153** | K | **749.–** |
| **BAC50-91-0.75/2** | Ø 60,3 | 0.75 | 14 | **4245152** | K | **749.–** |
| **BAC 40/136-1.1/2-DM/R-2** | Ø 48,3 | 1.1 | 14 | 4213182 | C | **774.–** |
| **BAC50-106-1.1/2** | Ø 60,3 | 1.1 | 16 | **4245154** | K | **774.–** |
| **BAC 40/126-1.5/2-DM/R-2** | Ø 48,3 | 1.5 | 14 | 4213183 | C | **843.–** |
| **BAC50-122-1.5/2** | Ø 60,3 | 1.5 | 20 | **4245157** | K | **843.–** |
| **BAC50-117-1.5/2** | Ø 60,3 | 1.5 | 20 | **4245156** | K | **843.–** |
| **BAC50-112-1.5/2** | Ø 60,3 | 1.5 | 19 | **4245155** | K | **843.–** |
| **BAC50-128-1.85/2** | Ø 60,3 | 1.85 | 22 | **4245158** | K | **868.–** |

🚚 = ready for delivery, L = supply availability, C = approx. 2 weeks, K = approx. 4 weeks, AX = up to 16 weeks delivery time, please inquire for every order, A = on request, 📞 = please contact Wilo
Subject to change – all prices do not include VAT. Our General Terms of Delivery and Service apply (see www.wilo.com/legal) – valid from 01/01/2022 in Germany.

**Price group: PG3**

| Ordering information with Victaulic connection | | | | | | |
|---|---|---|---|---|---|---|
| **Type** | **Nominal flange diameter** | **Rated power** | **Net weight, approx.** | **Art. no.** | | |
| | | $P_2$ kW | $m$ kg | | 🚚 | EUR |
| **BAC 40/134-2.2/2-DM/R-2** | Ø 48,3 | 2.2 | 21 | 4213185 | C | **893.–** |
| **BAC50-134-2.2/2** | Ø 60,3 | 2.2 | 23 | **4245159** | A | **893.–** |
| **BAC 70/135-3/2-DM/R-2** | Ø 76,1 | 3 | 32 | 4213201 | C | **1,231.–** |
| **BAC 70/135-4/2-DM/R-2** | Ø 76,1 | 4 | 38 | 4213202 | C | **1,306.–** |

🚚 = ready for delivery, L = supply availability, C = approx. 2 weeks, K = approx. 4 weeks, AX = up to 16 weeks delivery time, please inquire for every order, A = on request, 📞 = please contact Wilo
Subject to change – all prices do not include VAT. Our General Terms of Delivery and Service apply (see www.wilo.com/legal) – valid from 01/01/2022 in Germany.




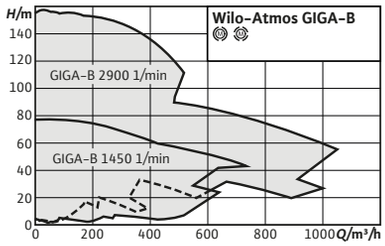


| Accessories | Page |
|---|---|
| Wall fixation/installation on a base | 211 |
| Motor protection | 257 |
| Pump control CC-HVAC | 230 |
| Pump control SC/FC-HVAC | 239 |
| Mechanical seals | 268 |



## Wilo-Atmos GIGA-B

### Construction
Glanded pump in monobloc design with flange connection

### Application
For pumping heating water (in accordance with VDI 2035), water-glycol mixtures, cooling water and cold water without abrasive substances in heating, cold water and cooling water systems.

### Scope of delivery
- → Pump
- → Installation and operating instructions

### Options
- → ...-L1 variant with bronze impeller (at additional charge)
- → ...-L4 variant with stainless steel impeller (at additional charge)
- → Variant ...-P6 with “back pull-out” design and cartridge mechanical seal (subject to surcharge)
- → Other voltages and frequencies as well as ATEX approval on request

### General notes – ErP (Ecodesign) Directive
The minimum efficiency index, MEI, of the pump series is ≥0.4. For detailed information on the MEI values of the individual pump types, see: Wilo Online Catalogue, available at www.wilo.com

### Your advantages
- → Energy-saving due to state-of-the-art pump hydraulics and usage of IE3 motors
- → Universal use in diverse applications thanks to different impeller materials, several motor options as well as different mechanical seals
- → Easy installation due to standard pump support feet and optional supporting block
- → Easy maintenance and user-friendly design with optional back pull-out design and cartridge mechanical seal for large pump types
- → Cataphoretic coating of all cast iron components ensures high resistance to corrosion and long service life
- → Meets user requirements due to performance and main dimensions in accordance with EN 733 (DIN for end-suction pumps)

= ready for delivery, L = supply availability, C = approx. 2 weeks, K = approx. 4 weeks, AX = up to 16 weeks delivery time, please inquire for every order, A = on request, = please contact Wilo
Subject to change – all prices do not include VAT. Our General Terms of Delivery and Service apply (see www.wilo.com/legal) – valid from 01/01/2022 in Germany.

**Price group: PG3**

| Ordering information (2-pole types) | | | | | | | Additional charge | | | | |
|---|---|---|---|---|---|---|---|---|---|---|---|
| Type | Motor efficiency class | Rated power | Net weight, approx. | Art. no. | | | | Red brass impeller (L1 version) | | Stain-less steel impeller (L4 version) | GRD group |
| | | $P_2$ kW | $m$ kg | | | EUR | | EUR | | EUR | |
| **Atmos GIGA-B 32/85-1,1/2** | IE3 | 1.1 | 45 | **9126730** | K | **1,828.-** | A | | A | | 12 |
| **Atmos GIGA-B 32/85.1-0,75/2** | IE3 | 0.75 | 41 | **9139949** | K | **1,914.-** | A | | A | | 12 |
| **Atmos GIGA-B 32/95-1,5/2** | IE3 | 1.5 | 53 | **9126729** | K | **1,994.-** | A | | A | | 12 |
| **Atmos GIGA-B 32/95.1-1,1/2** | IE3 | 1.1 | 44 | **9139948** | K | **2,008.-** | A | | A | | 12 |
| **Atmos GIGA-B 32/105-2,2/2** | IE3 | 2.2 | 56 | **9126728** | K | **2,104.-** | A | | A | | 12 |
| **Atmos GIGA-B 32/105.1-1,5/2** | IE3 | 1.5 | 53 | **9139947** | K | **2,090.-** | A | | A | | 12 |
| **Atmos GIGA-B 32/115-3/2** | IE3 | 3 | 60 | **9126727** | K | **2,271.-** | A | | A | | 12 |
| **Atmos GIGA-B 32/115.1-2,2/2** | IE3 | 2.2 | 55 | **9139946** | K | **2,173.-** | A | | A | | 12 |
| **Atmos GIGA-B 32/125-3/2** | IE3 | 3 | 60 | **2214131** | K | **2,271.-** | A | **382.-** | A | **382.-** | 12 |
| **Atmos GIGA-B 32/125-4/2** | IE3 | 4 | 67 | **9126726** | K | **2,502.-** | A | | A | | 12 |
| **Atmos GIGA-B 32/125.1-3/2** | IE3 | 3 | 59 | **9139945** | K | **2,259.-** | A | | A | | 12 |
| **Atmos GIGA-B 32/130.1-1,5/2** | IE3 | 1.5 | 60 | **9139960** | K | **2,020.-** | A | | A | | 12 |
| **Atmos GIGA-B 32/140.1-2,2/2** | IE3 | 2.2 | 63 | **9139959** | K | **2,141.-** | A | | A | | 12 |
| **Atmos GIGA-B 32/150-4/2** | IE3 | 4 | 73 | **2213833** | K | **2,320.-** | A | **393.-** | A | **393.-** | 12 |
| **Atmos GIGA-B 32/150.1-3/2** | IE3 | 3 | 66 | **9139958** | K | **2,269.-** | A | | A | | 12 |
| **Atmos GIGA-B 32/160-5,5/2** | IE3 | 5.5 | 97 | **2213832** | K | **2,932.-** | A | **393.-** | A | **393.-** | 12 |
| **Atmos GIGA-B 32/160.1-4/2** | IE3 | 4 | 74 | **9139957** | K | **2,406.-** | A | | A | | 12 |
| **Atmos GIGA-B 32/190-5,5/2** | IE3 | 5.5 | 104 | **2213835** | K | **2,967.-** | A | **430.-** | A | **430.-** | 12 |
| **Atmos GIGA-B 32/200-7,5/2** | IE3 | 7.5 | 107 | **2213834** | K | **3,508.-** | A | **430.-** | A | **430.-** | 12 |
| **Atmos GIGA-B 32/225-7,5/2** | IE3 | 7.5 | 121 | **9140066** | K | **3,748.-** | A | | A | | 12 |
| **Atmos GIGA-B 32/230-11/2** | IE3 | 11 | 165 | **9140065** | K | **4,013.-** | A | | A | | 12 |
| **Atmos GIGA-B 32/230.1-5,5/2** | IE3 | 5.5 | 118 | **9126724** | K | **2,965.-** | A | | A | | 12 |
| **Atmos GIGA-B 32/240-15/2** | IE3 | 15 | 184 | **9140064** | K | **4,330.-** | A | | A | | 12 |
| **Atmos GIGA-B 32/240.1-7,5/2** | IE3 | 7.5 | 121 | **9126723** | K | **3,606.-** | A | | A | | 12 |
| **Atmos GIGA-B 32/250-3/4** | IE3 | 3 | 101 | **9140060** | K | **2,387.-** | A | | A | | 12 |
| **Atmos GIGA-B 32/250-18,5/2** | IE3 | 18.5 | 201 | **9140063** | K | **4,771.-** | A | | A | | 12 |
| **Atmos GIGA-B 40/95-2,2/2** | IE3 | 2.2 | 58 | **2213841** | K | **1,979.-** | A | **382.-** | A | **382.-** | 12 |
| **Atmos GIGA-B 40/105-3/2** | IE3 | 3 | 62 | **2213840** | K | **2,399.-** | A | **382.-** | A | **382.-** | 12 |
| **Atmos GIGA-B 40/115-4/2** | IE3 | 4 | 69 | **2213839** | K | **2,539.-** | A | **382.-** | A | **382.-** | 12 |
| **Atmos GIGA-B 40/125-4/2** | IE3 | 4 | 69 | **2214124** | K | **2,539.-** | A | **382.-** | A | **382.-** | 12 |
| **Atmos GIGA-B 40/125-5,5/2** | IE3 | 5.5 | 95 | **2213838** | K | **2,810.-** | A | **382.-** | A | **382.-** | 12 |
| **Atmos GIGA-B 40/130-4/2** | IE3 | 4 | 76 | **2213845** | K | **2,623.-** | A | **382.-** | A | **382.-** | 12 |
| **Atmos GIGA-B 40/140-5,5/2** | IE3 | 5.5 | 100 | **2213844** | K | **2,973.-** | A | **382.-** | A | **382.-** | 12 |
| **Atmos GIGA-B 40/150-7,5/2** | IE3 | 7.5 | 103 | **2213843** | K | **3,402.-** | A | **382.-** | A | **382.-** | 12 |
| **Atmos GIGA-B 40/160-7,5/2** | IE3 | 7.5 | 103 | **2214139** | K | **3,402.-** | A | **382.-** | A | **382.-** | 12 |
| **Atmos GIGA-B 40/160-11/2** | IE3 | 11 | 145 | **2213842** | K | **3,648.-** | A | **382.-** | A | **382.-** | 12 |
| **Atmos GIGA-B 40/190-11/2** | IE3 | 11 | 154 | **2213851** | K | **4,207.-** | A | **454.-** | A | **454.-** | 12 |
| **Atmos GIGA-B 40/200-11/2** | IE3 | 11 | 154 | **2214142** | K | **4,207.-** | A | **454.-** | A | **454.-** | 12 |
| **Atmos GIGA-B 40/200-15/2** | IE3 | 15 | 173 | **2213850** | K | **4,719.-** | A | **454.-** | A | **454.-** | 12 |
| **Atmos GIGA-B 40/220-15/2** | IE3 | 15 | 187 | **2213858** | K | **4,853.-** | A | **489.-** | A | **489.-** | 12 |
| **Atmos GIGA-B 40/230-18,5/2** | IE3 | 18.5 | 204 | **2213857** | K | **5,167.-** | A | **489.-** | A | **489.-** | 12 |
| **Atmos GIGA-B 40/240-18,5/2** | IE3 | 18.5 | 204 | **2214144** | K | **5,167.-** | A | **489.-** | A | **489.-** | 12 |
| **Atmos GIGA-B 40/240-22/2** | IE3 | 22 | 292 | **2213856** | K | **6,348.-** | A | **489.-** | A | **489.-** | 12 |
| **Atmos GIGA-B 40/250-22/2** | IE3 | 22 | 292 | **2214143** | K | **6,348.-** | A | **489.-** | A | **489.-** | 12 |
| **Atmos GIGA-B 40/250-30/2** | IE3 | 30 | 338 | **2213855** | K | **7,844.-** | A | **489.-** | A | **489.-** | 12 |

= ready for delivery, L = supply availability, C = approx. 2 weeks, K = approx. 4 weeks, AX = up to 16 weeks delivery time, please inquire for every order, A = on request, = please contact Wilo
Subject to change – all prices do not include VAT. Our General Terms of Delivery and Service apply (see www.wilo.com/legal) – valid from 01/01/2022 in Germany.

Price group: PG3

| Ordering information (2-pole types) | | | | | | | Additional charge | | | | | |
|---|---|---|---|---|---|---|---|---|---|---|---|---|
| Type | Motor efficiency class | Rated power | Net weight, approx. | Art. no. | | | | Red brass impeller (L1 version) | | Stain-less steel impeller (L4 version) | | GRD group |
| | | $P_2$ kW | $m$ kg | | | EUR | | EUR | | EUR | | |
| Atmos GIGA-B 40/285-30/2 | IE3 | 30 | 379 | 9140213 | K | 8,806.– | A | ✆ | A | ✆ | | 13 |
| Atmos GIGA-B 40/295-37/2 | IE3 | 37 | 409 | 9140212 | K | 10,569.– | A | ✆ | A | ✆ | | 13 |
| Atmos GIGA-B 40/305-37/2 | IE3 | 37 | 409 | 2214195 | K | 10,569.– | A | 953.– | A | 953.– | | 13 |
| Atmos GIGA-B 40/305-45/2 | IE3 | 45 | 450 | 9140211 | K | 12,683.– | A | ✆ | A | ✆ | | 13 |
| Atmos GIGA-B 40/315-45/2 | IE3 | 45 | 450 | 2214178 | K | 12,683.– | A | 953.– | A | 953.– | | 13 |
| Atmos GIGA-B 40/315-55/2 | IE3 | 55 | 503 | 9140210 | K | 15,219.– | A | ✆ | A | ✆ | | 13 |
| Atmos GIGA-B 50/95-3/2 | IE3 | 3 | 64 | 2213865 | K | 2,307.– | A | 404.– | A | 404.– | | 12 |
| Atmos GIGA-B 50/105-4/2 | IE3 | 4 | 71 | 2213864 | K | 2,492.– | A | 404.– | A | 404.– | | 12 |
| Atmos GIGA-B 50/115-5,5/2 | IE3 | 5.5 | 97 | 2213863 | K | 2,932.– | A | 404.– | A | 404.– | | 12 |
| Atmos GIGA-B 50/125-7,5/2 | IE3 | 7.5 | 100 | 2213862 | K | 3,084.– | A | 404.– | A | 404.– | | 12 |
| Atmos GIGA-B 50/140-5,5/2 | IE3 | 5.5 | 103 | 2213871 | K | 2,987.– | A | 448.– | A | 448.– | | 12 |
| Atmos GIGA-B 50/150-7,5/2 | IE3 | 7.5 | 106 | 2213870 | K | 3,484.– | A | 448.– | A | 448.– | | 12 |
| Atmos GIGA-B 50/160-11/2 | IE3 | 11 | 147 | 2213869 | K | 3,983.– | A | 448.– | A | 448.– | | 12 |
| Atmos GIGA-B 50/170-11/2 | IE3 | 11 | 160 | 2213878 | K | 4,320.– | A | 435.– | A | 435.– | | 12 |
| Atmos GIGA-B 50/180-15/2 | IE3 | 15 | 179 | 2213877 | K | 4,853.– | A | 435.– | A | 435.– | | 12 |
| Atmos GIGA-B 50/190-18,5/2 | IE3 | 18.5 | 196 | 2213876 | K | 5,414.– | A | 435.– | A | 435.– | | 12 |
| Atmos GIGA-B 50/200-18,5/2 | IE3 | 18.5 | 196 | 2214137 | K | 5,414.– | A | 435.– | A | 435.– | | 12 |
| Atmos GIGA-B 50/200-22/2 | IE3 | 22 | 283 | 2213875 | K | 6,348.– | A | 435.– | A | 435.– | | 12 |
| Atmos GIGA-B 50/230-18,5/2 | IE3 | 18.5 | 202 | 2214145 | K | 5,801.– | A | 507.– | A | 507.– | | 12 |
| Atmos GIGA-B 50/230-22/2 | IE3 | 22 | 290 | 2213881 | K | 7,394.– | A | 507.– | A | 507.– | | 12 |
| Atmos GIGA-B 50/240-30/2 | IE3 | 30 | 336 | 2213880 | K | 9,955.– | A | 507.– | A | 507.– | | 12 |
| Atmos GIGA-B 50/250-30/2 | IE3 | 30 | 336 | 2214140 | K | 9,955.– | A | 507.– | A | 507.– | | 12 |
| Atmos GIGA-B 50/250-37/2 | IE3 | 37 | 366 | 2213879 | K | 10,204.– | A | 507.– | A | 507.– | | 12 |
| Atmos GIGA-B 50/285-37/2 | IE3 | 37 | 413 | 9140225 | K | 10,715.– | A | ✆ | A | ✆ | | 13 |
| Atmos GIGA-B 50/295-37/2 | IE3 | 37 | 413 | 2214200 | K | 10,715.– | A | 1,031.– | A | 1,031.– | | 13 |
| Atmos GIGA-B 50/295-45/2 | IE3 | 45 | 452 | 9140224 | K | 12,857.– | A | ✆ | A | ✆ | | 13 |
| Atmos GIGA-B 50/305-45/2 | IE3 | 45 | 452 | 2214199 | K | 12,857.– | A | 1,031.– | A | 1,031.– | | 13 |
| Atmos GIGA-B 50/305-55/2 | IE3 | 55 | 504 | 9140223 | K | 15,429.– | A | ✆ | A | ✆ | | 13 |
| Atmos GIGA-B 50/315-75/2 | IE3 | 75 | 653 | 9140222 | K | 18,515.– | A | ✆ | A | ✆ | | 13 |
| Atmos GIGA-B 65/95-4/2 | IE3 | 4 | 77 | 2213888 | K | 2,687.– | A | 378.– | A | 378.– | | 12 |
| Atmos GIGA-B 65/105-5,5/2 | IE3 | 5.5 | 102 | 2213887 | K | 3,173.– | A | 378.– | A | 378.– | | 12 |
| Atmos GIGA-B 65/115-7,5/2 | IE3 | 7.5 | 105 | 2213886 | K | 3,609.– | A | 378.– | A | 378.– | | 12 |
| Atmos GIGA-B 65/125-11/2 | IE3 | 11 | 147 | 2213885 | K | 4,373.– | A | 378.– | A | 378.– | | 12 |
| Atmos GIGA-B 65/140-11/2 | IE3 | 11 | 151 | 2213894 | K | 4,606.– | A | 420.– | A | 420.– | | 12 |
| Atmos GIGA-B 65/150-15/2 | IE3 | 15 | 170 | 2213893 | K | 4,918.– | A | 420.– | A | 420.– | | 12 |
| Atmos GIGA-B 65/160-15/2 | IE3 | 15 | 170 | 2214134 | K | 4,918.– | A | 420.– | A | 420.– | | 12 |
| Atmos GIGA-B 65/160-18,5/2 | IE3 | 18.5 | 187 | 2213892 | K | 5,239.– | A | 420.– | A | 420.– | | 12 |
| Atmos GIGA-B 65/170-15/2 | IE3 | 15 | 183 | 2214126 | K | 4,942.– | A | 472.– | A | 472.– | | 12 |
| Atmos GIGA-B 65/170-18,5/2 | IE3 | 18.5 | 200 | 2213898 | K | 5,475.– | A | 472.– | A | 472.– | | 12 |
| Atmos GIGA-B 65/180-18,5/2 | IE3 | 18.5 | 200 | 2214125 | K | 5,475.– | A | 472.– | A | 472.– | | 12 |
| Atmos GIGA-B 65/180-22/2 | IE3 | 22 | 288 | 2213897 | K | 6,411.– | A | 472.– | A | 472.– | | 12 |
| Atmos GIGA-B 65/190-30/2 | IE3 | 30 | 336 | 2213896 | K | 8,461.– | A | 472.– | A | 472.– | | 12 |
| Atmos GIGA-B 65/200-30/2 | IE3 | 30 | 336 | 2214123 | K | 8,461.– | A | 472.– | A | 472.– | | 12 |
| Atmos GIGA-B 65/200-37/2 | IE3 | 37 | 366 | 2213895 | K | 8,889.– | A | 472.– | A | 472.– | | 12 |
| Atmos GIGA-B 65/215-22/2 | IE3 | 22 | 309 | 9140197 | K | 6,370.– | A | ✆ | A | ✆ | | 13 |

= ready for delivery, L = supply availability, C = approx. 2 weeks, K = approx. 4 weeks, AX = up to 16 weeks delivery time, please inquire for every order, A = on request, ✆ = please contact Wilo
Subject to change – all prices do not include VAT. Our General Terms of Delivery and Service apply (see www.wilo.com/legal) – valid from 01/01/2022 in Germany.

Price group: PG3

| Ordering information (2-pole types) | | | | | | | Additional charge | | | | |
|---|---|---|---|---|---|---|---|---|---|---|---|
| Type | Motor efficiency class | Rated power | Net weight, approx. | Art. no. | | | | Red brass impeller (L1 version) | | Stain-less steel impeller (L4 version) | GRD group |
| | | $P_2$ kW | $m$ kg | | | EUR | | EUR | | EUR | |
| Atmos GIGA-B 65/225-30/2 | IE3 | 30 | 359 | 9140196 | K | 7,909.- | A | ✆ | A | ✆ | 13 |
| Atmos GIGA-B 65/230-37/2 | IE3 | 37 | 385 | 9140195 | K | 10,184.- | A | ✆ | A | ✆ | 13 |
| Atmos GIGA-B 65/240-37/2 | IE3 | 37 | 385 | 2214196 | K | 10,184.- | A | 713.- | A | 713.- | 13 |
| Atmos GIGA-B 65/240-45/2 | IE3 | 45 | 431 | 9140194 | K | 11,819.- | A | ✆ | A | ✆ | 13 |
| Atmos GIGA-B 65/250-45/2 | IE3 | 45 | 431 | 2214185 | K | 11,819.- | A | 713.- | A | 713.- | 13 |
| Atmos GIGA-B 65/250-55/2 | IE3 | 55 | 484 | 9140192 | K | 13,890.- | A | ✆ | A | ✆ | 13 |
| Atmos GIGA-B 65/295-75/2 | IE3 | 75 | 660 | 9140047 | K | 17,999.- | A | ✆ | A | ✆ | 13 |
| Atmos GIGA-B 65/305-75/2 | IE3 | 75 | 660 | 2214182 | K | 17,999.- | A | 1,041.- | A | 1,041.- | 13 |
| Atmos GIGA-B 65/305-90/2 | IE3 | 90 | 660 | 9140046 | K | 20,498.- | A | ✆ | A | ✆ | 13 |
| Atmos GIGA-B 65/315-110/2 | IE3 | 110 | 1115 | 9140045 | K | 23,644.- | A | ✆ | A | ✆ | 13 |
| Atmos GIGA-B 80/120-11/2 | IE3 | 11 | 157 | 2213913 | K | 5,475.- | A | 470.- | A | 470.- | 12 |
| Atmos GIGA-B 80/130-15/2 | IE3 | 15 | 176 | 2213912 | K | 6,038.- | A | 470.- | A | 470.- | 12 |
| Atmos GIGA-B 80/140-18,5/2 | IE3 | 18.5 | 193 | 2213911 | K | 7,052.- | A | 470.- | A | 470.- | 12 |
| Atmos GIGA-B 80/150-22/2 | IE3 | 22 | 280 | 2213910 | K | 8,338.- | A | 470.- | A | 470.- | 12 |
| Atmos GIGA-B 80/160-22/2 | IE3 | 22 | 280 | 2214133 | K | 8,338.- | A | 470.- | A | 470.- | 12 |
| Atmos GIGA-B 80/160-30/2 | IE3 | 30 | 331 | 2213909 | K | 8,962.- | A | 470.- | A | 470.- | 12 |
| Atmos GIGA-B 80/165-22/2 | IE3 | 22 | 299 | 2213922 | K | 8,338.- | A | 647.- | A | 647.- | 13 |
| Atmos GIGA-B 80/170-30/2 | IE3 | 30 | 345 | 2213921 | K | 9,084.- | A | 647.- | A | 647.- | 13 |
| Atmos GIGA-B 80/180-37/2 | IE3 | 37 | 375 | 2213920 | K | 10,342.- | A | 647.- | A | 647.- | 13 |
| Atmos GIGA-B 80/190-45/2 | IE3 | 45 | 417 | 2213919 | K | 12,051.- | A | 647.- | A | 647.- | 13 |
| Atmos GIGA-B 80/200-45/2 | IE3 | 45 | 417 | 2214170 | K | 12,051.- | A | 647.- | A | 647.- | 13 |
| Atmos GIGA-B 80/200-55/2 | IE3 | 55 | 471 | 2213918 | K | 14,147.- | A | 647.- | A | 647.- | 13 |
| Atmos GIGA-B 80/215-37/2 | IE3 | 37 | 389 | 9140202 | K | 10,583.- | A | ✆ | A | ✆ | 13 |
| Atmos GIGA-B 80/220-37/2 | IE3 | 37 | 389 | 2214194 | K | 10,583.- | A | 791.- | A | 791.- | 13 |
| Atmos GIGA-B 80/220-45/2 | IE3 | 45 | 435 | 9140201 | K | 12,208.- | A | ✆ | A | ✆ | 13 |
| Atmos GIGA-B 80/230-45/2 | IE3 | 45 | 435 | 2214193 | K | 12,208.- | A | 791.- | A | 791.- | 13 |
| Atmos GIGA-B 80/230-55/2 | IE3 | 55 | 490 | 9140200 | K | 14,331.- | A | ✆ | A | ✆ | 13 |
| Atmos GIGA-B 80/240-75/2 | IE3 | 75 | 640 | 9140199 | K | 16,904.- | A | ✆ | A | ✆ | 13 |
| Atmos GIGA-B 80/250-75/2 | IE3 | 75 | 640 | 2214181 | K | 16,904.- | A | 791.- | A | 791.- | 13 |
| Atmos GIGA-B 80/250-90/2 | IE3 | 90 | 644 | 9140198 | K | 19,547.- | A | ✆ | A | ✆ | 13 |
| Atmos GIGA-B 80/275-75/2 | IE3 | 75 | 660 | 2160700 | K | 16,904.- | A | ✆ | A | ✆ | 13 |
| Atmos GIGA-B 80/285-75/2 | IE3 | 75 | 667 | 2214192 | K | 16,904.- | A | 1,123.- | A | 1,123.- | 13 |
| Atmos GIGA-B 80/285-90/2 | IE3 | 90 | 660 | 2160699 | K | 20,285.- | A | ✆ | A | ✆ | 13 |
| Atmos GIGA-B 80/295-110/2 | IE3 | 110 | 1115 | 2160698 | K | 24,342.- | A | ✆ | A | ✆ | 13 |
| Atmos GIGA-B 80/305-110/2 | IE3 | 110 | 1122 | 2214190 | K | 24,342.- | A | 1,123.- | A | 1,123.- | 13 |
| Atmos GIGA-B 80/305-132/2 | IE3 | 132 | 1166 | 2160697 | K | 29,209.- | A | ✆ | A | ✆ | 13 |
| Atmos GIGA-B 80/315-132/2 | IE3 | 132 | 1173 | 2214179 | K | 29,209.- | A | 1,590.- | A | 1,590.- | 14 |
| Atmos GIGA-B 80/315-160/2 | IE3 | 160 | 1196 | 2160696 | K | 32,103.- | A | ✆ | A | ✆ | 14 |
| Atmos GIGA-B 100/130-15/2 | IE3 | 15 | 195 | 2216688 | K | 6,160.- | A | 613.- | A | 613.- | 13 |
| Atmos GIGA-B 100/140-18,5/2 | IE3 | 18.5 | 212 | 2213931 | K | 7,343.- | A | 613.- | A | 613.- | 13 |
| Atmos GIGA-B 100/150-22/2 | IE3 | 22 | 300 | 2213930 | K | 8,461.- | A | 613.- | A | 613.- | 13 |
| Atmos GIGA-B 100/160-30/2 | IE3 | 30 | 348 | 2213929 | K | 9,210.- | A | 613.- | A | 613.- | 13 |
| Atmos GIGA-B 100/165-30/2 | IE3 | 30 | 357 | 9139904 | K | 9,116.- | A | ✆ | A | ✆ | 13 |
| Atmos GIGA-B 100/175-37/2 | IE3 | 37 | 385 | 9139903 | K | 11,081.- | A | ✆ | A | ✆ | 13 |
| Atmos GIGA-B 100/180-37/2 | IE3 | 37 | 385 | 2214168 | K | 11,081.- | A | 714.- | A | 714.- | 13 |

🚚 = ready for delivery, L = supply availability, C = approx. 2 weeks, K = approx. 4 weeks, AX = up to 16 weeks delivery time, please inquire for every order, A = on request, ✆ = please contact Wilo
Subject to change – all prices do not include VAT. Our General Terms of Delivery and Service apply (see www.wilo.com/legal) – valid from 01/01/2022 in Germany.

Price group: PG3

| Ordering information (2-pole types) | | | | | | | Additional charge | | | | | |
|---|---|---|---|---|---|---|---|---|---|---|---|---|
| Type | Motor efficiency class | Rated power | Net weight, approx. | Art. no. | | | | Red brass impeller (L1 version) | | Stain-less steel impeller (L4 version) | | GRD group |
| | | $P_2$ kW | $m$ kg | | | EUR | | EUR | | EUR | | |
| Atmos GIGA-B 100/180-45/2 | IE3 | 45 | 429 | 9139902 | K | 11,782.– | A | ✆ | A | ✆ | | 13 |
| Atmos GIGA-B 100/190-55/2 | IE3 | 55 | 483 | 9139901 | K | 13,724.– | A | ✆ | A | ✆ | | 13 |
| Atmos GIGA-B 100/200-55/2 | IE3 | 55 | 483 | 2214160 | K | 13,724.– | A | 714.– | A | 714.– | | 13 |
| Atmos GIGA-B 100/200-75/2 | IE3 | 75 | 633 | 9139900 | K | 16,503.– | A | ✆ | A | ✆ | | 13 |
| Atmos GIGA-B 100/210-55/2 | IE3 | 55 | 527 | 9139910 | K | 13,973.– | A | ✆ | A | ✆ | | 13 |
| Atmos GIGA-B 100/220-75/2 | IE3 | 75 | 675 | 9139909 | K | 16,926.– | A | ✆ | A | ✆ | | 13 |
| Atmos GIGA-B 100/230-75/2 | IE3 | 75 | 649 | 2214166 | K | 16,926.– | A | 865.– | A | 865.– | | 13 |
| Atmos GIGA-B 100/230-90/2 | IE3 | 90 | 650 | 9139908 | K | 19,043.– | A | ✆ | A | ✆ | | 13 |
| Atmos GIGA-B 100/240-110/2 | IE3 | 110 | 1080 | 9139907 | K | 23,248.– | A | ✆ | A | ✆ | | 13 |
| Atmos GIGA-B 100/250-110/2 | IE3 | 110 | 1103 | 2214164 | K | 23,248.– | A | 865.– | A | 865.– | | 13 |
| Atmos GIGA-B 100/250-132/2 | IE3 | 132 | 1131 | 9139906 | K | 27,237.– | A | ✆ | A | ✆ | | 13 |
| Atmos GIGA-B 100/295-110/2 | IE3 | 110 | 1131 | 2214187 | K | 23,275.– | A | 1,192.– | A | 1,192.– | | 13 |
| Atmos GIGA-B 100/295-132/2 | IE3 | 132 | 1183 | 9140054 | K | 26,764.– | A | ✆ | A | ✆ | | 13 |
| Atmos GIGA-B 100/305-132/2 | IE3 | 132 | 1183 | 2214186 | K | 26,764.– | A | 1,192.– | A | 1,192.– | | 14 |
| Atmos GIGA-B 100/305-160/2 | IE3 | 160 | 1205 | 9140053 | K | 32,693.– | A | ✆ | A | ✆ | | 14 |
| Atmos GIGA-B 100/315-160/2 | IE3 | 160 | 1205 | 2214180 | K | 32,693.– | A | 1,192.– | A | 1,192.– | | 14 |
| Atmos GIGA-B 100/315-200/2 | IE3 | 200 | 1498 | 9140052 | K | 39,054.– | A | ✆ | A | ✆ | | 14 |
| Atmos GIGA-B 125/170-45/2 | IE3 | 45 | 449 | 9139914 | K | 11,472.– | A | ✆ | A | ✆ | | 13 |
| Atmos GIGA-B 125/180-55/2 | IE3 | 55 | 501 | 9139913 | K | 14,180.– | A | ✆ | A | ✆ | | 13 |
| Atmos GIGA-B 125/190-75/2 | IE3 | 75 | 651 | 9139912 | K | 16,352.– | A | ✆ | A | ✆ | | 13 |
| Atmos GIGA-B 125/200-75/2 | IE3 | 75 | 651 | 2214169 | K | 16,352.– | A | 711.– | A | 711.– | | 13 |
| Atmos GIGA-B 125/200-90/2 | IE3 | 90 | 651 | 9139911 | K | 18,338.– | A | ✆ | A | ✆ | | 13 |
| Atmos GIGA-B 125/210-75/2 | IE3 | 75 | 692 | 2160705 | K | 16,487.– | A | ✆ | A | ✆ | | 13 |
| Atmos GIGA-B 125/220-75/2 | IE3 | 75 | 665 | 2214157 | K | 16,487.– | A | 892.– | A | 892.– | | 13 |
| Atmos GIGA-B 125/220-90/2 | IE3 | 90 | 690 | 2160704 | K | 18,681.– | A | ✆ | A | ✆ | | 13 |
| Atmos GIGA-B 125/230-110/2 | IE3 | 110 | 1095 | 2160703 | K | 22,874.– | A | ✆ | A | ✆ | | 14 |
| Atmos GIGA-B 125/240-110/2 | IE3 | 110 | 1121 | 2214155 | K | 22,874.– | A | 892.– | A | 892.– | | 14 |
| Atmos GIGA-B 125/240-132/2 | IE3 | 132 | 1145 | 2160702 | K | 26,653.– | A | ✆ | A | ✆ | | 14 |
| Atmos GIGA-B 125/250-132/2 | IE3 | 132 | 1172 | 2214154 | K | 26,653.– | A | 892.– | A | 892.– | | 14 |
| Atmos GIGA-B 125/250-160/2 | IE3 | 160 | 1193 | 2160701 | K | 32,643.– | A | ✆ | A | ✆ | | 14 |
| Atmos GIGA-B 150/180-75/2 | IE3 | 75 | 680 | 9139923 | K | 19,111.– | A | ✆ | A | ✆ | | 13 |
| Atmos GIGA-B 150/190-90/2 | IE3 | 90 | 680 | 9139922 | K | 21,213.– | A | ✆ | A | ✆ | | 13 |
| Atmos GIGA-B 150/200-110/2 | IE3 | 110 | 1134 | 9139921 | K | 25,286.– | A | ✆ | A | ✆ | | 13 |
| Atmos GIGA-B 150/210-90/2 | IE3 | 90 | 699 | 2151513 | K | 27,529.– | A | ✆ | A | ✆ | | 14 |
| Atmos GIGA-B 150/220-110/2 | IE3 | 110 | 1151 | 2151512 | K | 29,360.– | A | ✆ | A | ✆ | | 14 |
| Atmos GIGA-B 150/230-132/2 | IE3 | 132 | 1202 | 2151511 | K | 35,800.– | A | ✆ | A | ✆ | | 14 |
| Atmos GIGA-B 150/240-160/2 | IE3 | 160 | 1224 | 2151510 | K | 39,056.– | A | ✆ | A | ✆ | | 14 |
| Atmos GIGA-B 150/250-200/2 | IE3 | 200 | 1499 | 2151509 | K | 40,694.– | A | ✆ | A | ✆ | | 14 |

= ready for delivery, L = supply availability, C = approx. 2 weeks, K = approx. 4 weeks, AX = up to 16 weeks delivery time, please inquire for every order, A = on request, ✆ = please contact Wilo
Subject to change – all prices do not include VAT. Our General Terms of Delivery and Service apply (see www.wilo.com/legal) – valid from 01/01/2022 in Germany.

Price group: PG3

| Ordering information (4-pole types) | | | | | | | Additional charge | | | | |
|---|---|---|---|---|---|---|---|---|---|---|---|
| Type | Motor efficiency class | Rated power | Net weight, approx. | Art. no. | | | | Red brass impeller (L1 version) | | Stain-less steel impeller (L4 version) | GRD group |
| | | $P_2$ kW | $m$ kg | | | EUR | | EUR | | EUR | |
| Atmos GIGA-B 32/105-0,25/4 | IE2 | 0.25 | 36 | 9126708 | K | 1,406.- | A | ✆ | A | ✆ | 12 |
| Atmos GIGA-B 32/115-0,37/4 | IE2 | 0.37 | 36 | 9126707 | K | 1,406.- | A | ✆ | A | ✆ | 12 |
| Atmos GIGA-B 32/115.1-0,25/4 | IE2 | 0.25 | 35 | 9139941 | K | 1,364.- | A | ✆ | A | ✆ | 12 |
| Atmos GIGA-B 32/125-0,55/4 | IE2 | 0.55 | 40 | 9126706 | K | 1,645.- | A | ✆ | A | ✆ | 12 |
| Atmos GIGA-B 32/125.1-0,37/4 | IE2 | 0.37 | 36 | 9139940 | K | 1,391.- | A | ✆ | A | ✆ | 12 |
| Atmos GIGA-B 32/140.1-0,25/4 | IE2 | 0.25 | 43 | 9139953 | K | 1,431.- | A | ✆ | A | ✆ | 12 |
| Atmos GIGA-B 32/150-0,37/4 | IE3 | 0.37 | 42 | 2213831 | K | 1,465.- | A | 393.- | A | 393.- | 12 |
| Atmos GIGA-B 32/150.1-0,37/4 | IE2 | 0.37 | 43 | 9139952 | K | 1,488.- | A | ✆ | A | ✆ | 12 |
| Atmos GIGA-B 32/160-0,55/4 | IE3 | 0.55 | 46 | 2213830 | K | 1,746.- | A | 393.- | A | 393.- | 12 |
| Atmos GIGA-B 32/160.1-0,55/4 | IE2 | 0.55 | 47 | 9139951 | K | 1,656.- | A | ✆ | A | ✆ | 12 |
| Atmos GIGA-B 32/170.1-0,25/4 | IE2 | 0.25 | 50 | 9139965 | K | 1,524.- | A | ✆ | A | ✆ | 12 |
| Atmos GIGA-B 32/180.1-0,37/4 | IE3 | 0.37 | 49 | 9139964 | K | 1,654.- | A | ✆ | A | ✆ | 12 |
| Atmos GIGA-B 32/190-0,75/4 | IE3 | 0.75 | 57 | 2213837 | K | 1,879.- | A | 430.- | A | 430.- | 12 |
| Atmos GIGA-B 32/190.1-0,55/4 | IE2 | 0.55 | 55 | 9139963 | K | 1,760.- | A | ✆ | A | ✆ | 12 |
| Atmos GIGA-B 32/200-1,1/4 | IE3 | 1.1 | 65 | 2213836 | K | 1,949.- | A | 430.- | A | 430.- | 12 |
| Atmos GIGA-B 32/200.1-0,75/4 | IE3 | 0.75 | 59 | 9139962 | K | 1,806.- | A | ✆ | A | ✆ | 12 |
| Atmos GIGA-B 32/220.1-0,55/4 | IE2 | 0.55 | 67 | 9126704 | K | 1,777.- | A | ✆ | A | ✆ | 12 |
| Atmos GIGA-B 32/230-1,5/4 | IE3 | 1.5 | 81 | 9140058 | K | 2,160.- | A | ✆ | A | ✆ | 12 |
| Atmos GIGA-B 32/230.1-0,75/4 | IE3 | 0.75 | 71 | 9126703 | K | 1,915.- | A | ✆ | A | ✆ | 12 |
| Atmos GIGA-B 32/240-2,2/4 | IE3 | 2.2 | 93 | 9140057 | K | 2,293.- | A | ✆ | A | ✆ | 12 |
| Atmos GIGA-B 32/240.1-1,1/4 | IE3 | 1.1 | 78 | 9126702 | K | 2,071.- | A | ✆ | A | ✆ | 12 |
| Atmos GIGA-B 32/250-2,2/4 | IE3 | 2.2 | 93 | 2214149 | K | 2,293.- | A | 616.- | A | 616.- | 12 |
| Atmos GIGA-B 40/95-0,25/4 | IE2 | 0.25 | 38 | 9126714 | K | 1,811.- | A | ✆ | A | ✆ | 12 |
| Atmos GIGA-B 40/105-0,37/4 | IE2 | 0.37 | 39 | 9126713 | K | 1,905.- | A | ✆ | A | ✆ | 12 |
| Atmos GIGA-B 40/115-0,55/4 | IE2 | 0.55 | 43 | 9126712 | K | 1,923.- | A | ✆ | A | ✆ | 12 |
| Atmos GIGA-B 40/125-0,75/4 | IE3 | 0.75 | 46 | 9126711 | K | 1,970.- | A | ✆ | A | ✆ | 12 |
| Atmos GIGA-B 40/140-0,55/4 | IE3 | 0.55 | 48 | 2213848 | K | 1,906.- | A | 382.- | A | 382.- | 12 |
| Atmos GIGA-B 40/150-0,75/4 | IE3 | 0.75 | 52 | 2213847 | K | 1,966.- | A | 382.- | A | 382.- | 12 |
| Atmos GIGA-B 40/160-1,1/4 | IE3 | 1.1 | 60 | 2213846 | K | 2,027.- | A | 382.- | A | 382.- | 12 |
| Atmos GIGA-B 40/180-1,1/4 | IE3 | 1.1 | 69 | 2213854 | K | 2,041.- | A | 454.- | A | 454.- | 12 |
| Atmos GIGA-B 40/190-1,5/4 | IE3 | 1.5 | 71 | 2213853 | K | 2,063.- | A | 454.- | A | 454.- | 12 |
| Atmos GIGA-B 40/200-1,5/4 | IE3 | 1.5 | 71 | 2214141 | K | 2,063.- | A | 454.- | A | 454.- | 12 |
| Atmos GIGA-B 40/200-2,2/4 | IE3 | 2.2 | 79 | 2213852 | K | 2,383.- | A | 454.- | A | 454.- | 12 |
| Atmos GIGA-B 40/230-1,5/4 | IE3 | 1.5 | 85 | 2213861 | K | 2,261.- | A | 489.- | A | 489.- | 12 |
| Atmos GIGA-B 40/240-2,2/4 | IE3 | 2.2 | 96 | 2213860 | K | 2,408.- | A | 489.- | A | 489.- | 12 |
| Atmos GIGA-B 40/250-3/4 | IE3 | 3 | 104 | 2213859 | K | 2,408.- | A | 489.- | A | 489.- | 12 |
| Atmos GIGA-B 40/295-4/4 | IE3 | 4 | 148 | 9140207 | K | 2,834.- | A | ✆ | A | ✆ | 13 |
| Atmos GIGA-B 40/305-5,5/4 | IE3 | 5.5 | 189 | 9140205 | K | 2,879.- | A | ✆ | A | ✆ | 13 |
| Atmos GIGA-B 40/315-7,5/4 | IE3 | 7.5 | 198 | 9140204 | K | 3,005.- | A | ✆ | A | ✆ | 13 |
| Atmos GIGA-B 50/95-0,37/4 | IE2 | 0.37 | 41 | 9126719 | K | 1,777.- | A | ✆ | A | ✆ | 12 |
| Atmos GIGA-B 50/105-0,55/4 | IE2 | 0.55 | 45 | 9126718 | K | 1,928.- | A | ✆ | A | ✆ | 12 |
| Atmos GIGA-B 50/115-0,75/4 | IE3 | 0.75 | 48 | 9126717 | K | 1,979.- | A | ✆ | A | ✆ | 12 |
| Atmos GIGA-B 50/125-1,1/4 | IE3 | 1.1 | 56 | 9126716 | K | 1,999.- | A | ✆ | A | ✆ | 12 |
| Atmos GIGA-B 50/140-0,75/4 | IE3 | 0.75 | 56 | 2213868 | K | 2,017.- | A | 448.- | A | 448.- | 12 |
| Atmos GIGA-B 50/150-1,1/4 | IE3 | 1.1 | 63 | 2213867 | K | 2,021.- | A | 448.- | A | 448.- | 12 |

🚚 = ready for delivery, L = supply availability, C = approx. 2 weeks, K = approx. 4 weeks, AX = up to 16 weeks delivery time, please inquire for every order, A = on request, ✆ = please contact Wilo
Subject to change – all prices do not include VAT. Our General Terms of Delivery and Service apply (see www.wilo.com/legal) – valid from 01/01/2022 in Germany.

Price group: PG3

| Ordering information (4-pole types) | | | | | | | Additional charge | | | | |
|---|---|---|---|---|---|---|---|---|---|---|---|
| Type | Motor efficiency class | Rated power | Net weight, approx. | Art. no. | | | | Red brass impeller (L1 version) | | Stain-less steel impeller (L4 version) | GRD group |
| | | $P_2$ kW | $m$ kg | | | EUR | | EUR | | EUR | |
| Atmos GIGA-B 50/160-1,5/4 | IE3 | 1.5 | 65 | 2213866 | K | 2,041.- | A | 448.- | A | 448.- | 12 |
| Atmos GIGA-B 50/180-1,5/4 | IE3 | 1.5 | 69 | 2213874 | K | 2,056.- | A | 435.- | A | 435.- | 12 |
| Atmos GIGA-B 50/190-2,2/4 | IE3 | 2.2 | 79 | 2213873 | K | 2,122.- | A | 435.- | A | 435.- | 12 |
| Atmos GIGA-B 50/200-2,2/4 | IE3 | 2.2 | 79 | 2214136 | K | 2,122.- | A | 435.- | A | 435.- | 12 |
| Atmos GIGA-B 50/200-3/4 | IE3 | 3 | 87 | 2213872 | K | 2,541.- | A | 435.- | A | 435.- | 12 |
| Atmos GIGA-B 50/230-3/4 | IE3 | 3 | 102 | 2213884 | K | 2,566.- | A | 507.- | A | 507.- | 12 |
| Atmos GIGA-B 50/240-3/4 | IE3 | 3 | 102 | 2214138 | K | 2,566.- | A | 507.- | A | 507.- | 12 |
| Atmos GIGA-B 50/240-4/4 | IE3 | 4 | 109 | 2213883 | K | 2,846.- | A | 507.- | A | 507.- | 12 |
| Atmos GIGA-B 50/250-4/4 | IE3 | 4 | 109 | 2214150 | K | 2,846.- | A | 507.- | A | 507.- | 12 |
| Atmos GIGA-B 50/250-5,5/4 | IE3 | 5.5 | 146 | 2213882 | K | 3,786.- | A | 507.- | A | 507.- | 12 |
| Atmos GIGA-B 50/295-5,5/4 | IE3 | 5.5 | 193 | 9140219 | K | 3,932.- | A | ✆ | A | ✆ | 13 |
| Atmos GIGA-B 50/305-7,5/4 | IE3 | 7.5 | 199 | 9140217 | K | 4,067.- | A | ✆ | A | ✆ | 13 |
| Atmos GIGA-B 50/315-11/4 | IE3 | 11 | 219 | 9140216 | K | 4,278.- | A | ✆ | A | ✆ | 13 |
| Atmos GIGA-B 65/105-0,55/4 | IE2 | 0.55 | 50 | 9132649 | K | 1,865.- | A | ✆ | A | ✆ | 12 |
| Atmos GIGA-B 65/115-0,75/4 | IE3 | 0.75 | 53 | 9132648 | K | 1,956.- | A | ✆ | A | ✆ | 12 |
| Atmos GIGA-B 65/125-1,1/4 | IE3 | 1.1 | 61 | 9132647 | K | 2,058.- | A | ✆ | A | ✆ | 12 |
| Atmos GIGA-B 65/140-1,5/4 | IE3 | 1.5 | 69 | 2213891 | K | 2,114.- | A | 420.- | A | 420.- | 12 |
| Atmos GIGA-B 65/150-1,1/4 | IE3 | 1.1 | 67 | 2213890 | K | 2,052.- | A | 420.- | A | 420.- | 12 |
| Atmos GIGA-B 65/160-2,2/4 | IE3 | 2.2 | 79 | 2213889 | K | 2,188.- | A | 420.- | A | 420.- | 12 |
| Atmos GIGA-B 65/180-2,2/4 | IE3 | 2.2 | 84 | 2213901 | K | 2,445.- | A | 472.- | A | 472.- | 12 |
| Atmos GIGA-B 65/190-3/4 | IE3 | 3 | 92 | 2213900 | K | 3,173.- | A | 472.- | A | 472.- | 12 |
| Atmos GIGA-B 65/200-3/4 | IE3 | 3 | 92 | 2214122 | K | 3,173.- | A | 472.- | A | 472.- | 12 |
| Atmos GIGA-B 65/200-4/4 | IE3 | 4 | 99 | 2213899 | K | 3,285.- | A | 472.- | A | 472.- | 12 |
| Atmos GIGA-B 65/230-4/4 | IE3 | 4 | 128 | 2213904 | K | 3,303.- | A | 713.- | A | 713.- | 13 |
| Atmos GIGA-B 65/240-5,5/4 | IE3 | 5.5 | 169 | 2213903 | K | 3,933.- | A | 713.- | A | 713.- | 13 |
| Atmos GIGA-B 65/250-7,5/4 | IE3 | 7.5 | 178 | 2213902 | K | 4,007.- | A | 713.- | A | 713.- | 13 |
| Atmos GIGA-B 65/295-7,5/4 | IE3 | 7.5 | 201 | 2157063 | K | 4,333.- | A | ✆ | A | ✆ | 13 |
| Atmos GIGA-B 65/305-11/4 | IE3 | 11 | 220 | 2157061 | K | 4,506.- | A | ✆ | A | ✆ | 13 |
| Atmos GIGA-B 65/315-15/4 | IE3 | 15 | 243 | 2157060 | K | 4,686.- | A | ✆ | A | ✆ | 13 |
| Atmos GIGA-B 80/130-1,1/4 | IE3 | 1.1 | 73 | 2213908 | K | 2,382.- | A | 470.- | A | 470.- | 12 |
| Atmos GIGA-B 80/140-1,5/4 | IE3 | 1.5 | 75 | 2213907 | K | 2,576.- | A | 470.- | A | 470.- | 12 |
| Atmos GIGA-B 80/150-2,2/4 | IE3 | 2.2 | 85 | 2213906 | K | 2,748.- | A | 470.- | A | 470.- | 12 |
| Atmos GIGA-B 80/160-3/4 | IE3 | 3 | 93 | 2213905 | K | 3,173.- | A | 470.- | A | 470.- | 12 |
| Atmos GIGA-B 80/170-3/4 | IE3 | 3 | 107 | 2213917 | K | 3,217.- | A | 647.- | A | 647.- | 13 |
| Atmos GIGA-B 80/180-4/4 | IE3 | 4 | 114 | 2213916 | K | 3,384.- | A | 647.- | A | 647.- | 13 |
| Atmos GIGA-B 80/190-5,5/4 | IE3 | 5.5 | 154 | 2213915 | K | 3,861.- | A | 647.- | A | 647.- | 13 |
| Atmos GIGA-B 80/200-5,5/4 | IE3 | 5.5 | 154 | 2214121 | K | 3,861.- | A | 647.- | A | 647.- | 13 |
| Atmos GIGA-B 80/200-7,5/4 | IE3 | 7.5 | 163 | 2213914 | K | 3,999.- | A | 647.- | A | 647.- | 13 |
| Atmos GIGA-B 80/240-7,5/4 | IE3 | 7.5 | 182 | 2213924 | K | 4,080.- | A | 791.- | A | 791.- | 13 |
| Atmos GIGA-B 80/250-7,5/4 | IE3 | 7.5 | 182 | 2214146 | K | 4,080.- | A | 791.- | A | 791.- | 13 |
| Atmos GIGA-B 80/250-11/4 | IE3 | 11 | 199 | 2213923 | K | 4,256.- | A | 791.- | A | 791.- | 13 |
| Atmos GIGA-B 80/285-11/4 | IE3 | 11 | 222 | 9139898 | K | 4,683.- | A | ✆ | A | ✆ | 13 |
| Atmos GIGA-B 80/295-15/4 | IE3 | 15 | 245 | 9139897 | K | 5,291.- | A | ✆ | A | ✆ | 13 |
| Atmos GIGA-B 80/305-18,5/4 | IE3 | 18.5 | 307 | 9139896 | K | 5,979.- | A | ✆ | A | ✆ | 13 |
| Atmos GIGA-B 80/315-18,5/4 | IE3 | 18.5 | 314 | 2214147 | K | 5,979.- | A | 1,123.- | A | 1,123.- | 13 |

🚚 = ready for delivery, L = supply availability, C = approx. 2 weeks, K = approx. 4 weeks, AX = up to 16 weeks delivery time, please inquire for every order, A = on request, ✆ = please contact Wilo
Subject to change – all prices do not include VAT. Our General Terms of Delivery and Service apply (see www.wilo.com/legal) – valid from 01/01/2022 in Germany.

Price group: PG3

| Ordering information (4-pole types) | | | | | | | Additional charge | | | | |
|---|---|---|---|---|---|---|---|---|---|---|---|
| Type | Motor efficiency class | Rated power | Net weight, approx. | Art. no. | | | | Red brass impeller (L1 version) | | Stain-less steel impeller (L4 version) | GRD group |
| | | $P_2$ kW | $m$ kg | | | EUR | | EUR | | EUR | |
| Atmos GIGA-B 80/315-22/4 | IE3 | 22 | 330 | 9139895 | K | 6,756.- | A | ✆ | A | ✆ | 13 |
| Atmos GIGA-B 80/370-18,5/4 | IE3 | 18.5 | 375 | 2160884 | K | 6,959.- | A | ✆ | A | ✆ | 14 |
| Atmos GIGA-B 80/370-22/4 | IE3 | 22 | 398 | 2151493 | K | 7,865.- | A | ✆ | A | ✆ | 14 |
| Atmos GIGA-B 80/380-22/4 | IE3 | 22 | 398 | 2160883 | K | 7,865.- | A | ✆ | A | ✆ | 14 |
| Atmos GIGA-B 80/380-30/4 | IE3 | 30 | 460 | 2151492 | K | 8,886.- | A | ✆ | A | ✆ | 14 |
| Atmos GIGA-B 80/390-30/4 | IE3 | 30 | 460 | 2160882 | K | 8,886.- | A | ✆ | A | ✆ | 14 |
| Atmos GIGA-B 80/390-37/4 | IE3 | 37 | 563 | 2151491 | K | 10,041.- | A | ✆ | A | ✆ | 14 |
| Atmos GIGA-B 80/390-37/4-P6 | IE3 | 37 | 596 | 9143358 | K | 10,555.- | A | ✆ | A | ✆ | 15 |
| Atmos GIGA-B 80/400-37/4 | IE3 | 37 | 563 | 2160881 | K | 10,041.- | A | ✆ | A | ✆ | 14 |
| Atmos GIGA-B 80/400-37/4-P6 | IE3 | 37 | 596 | 9143357 | K | 10,555.- | A | ✆ | A | ✆ | 15 |
| Atmos GIGA-B 80/400-45/4 | IE3 | 45 | 543 | 2151490 | K | 11,347.- | A | ✆ | A | ✆ | 14 |
| Atmos GIGA-B 80/400-45/4-P6 | IE3 | 45 | 577 | 9143356 | K | 11,861.- | A | ✆ | A | ✆ | 15 |
| Atmos GIGA-B 100/140-2,2/4 | IE3 | 2.2 | 103 | 2213928 | K | 3,041.- | A | 613.- | A | 613.- | 13 |
| Atmos GIGA-B 100/150-3/4 | IE3 | 3 | 111 | 2213927 | K | 3,212.- | A | 613.- | A | 613.- | 13 |
| Atmos GIGA-B 100/160-4/4 | IE3 | 4 | 118 | 2213926 | K | 3,480.- | A | 613.- | A | 613.- | 13 |
| Atmos GIGA-B 100/180-4/4 | IE3 | 4 | 126 | 2213934 | K | 3,565.- | A | 714.- | A | 714.- | 13 |
| Atmos GIGA-B 100/190-5,5/4 | IE3 | 5.5 | 166 | 2213933 | K | 4,276.- | A | 714.- | A | 714.- | 13 |
| Atmos GIGA-B 100/200-7,5/4 | IE3 | 7.5 | 175 | 2213932 | K | 4,557.- | A | 714.- | A | 714.- | 13 |
| Atmos GIGA-B 100/230-7,5/4 | IE3 | 7.5 | 192 | 2213937 | K | 4,769.- | A | 865.- | A | 865.- | 13 |
| Atmos GIGA-B 100/240-11/4 | IE3 | 11 | 208 | 2213936 | K | 5,725.- | A | 865.- | A | 865.- | 13 |
| Atmos GIGA-B 100/250-15/4 | IE3 | 15 | 231 | 2213935 | K | 7,293.- | A | 865.- | A | 865.- | 13 |
| Atmos GIGA-B 100/285-15/4 | IE3 | 15 | 261 | 2213942 | K | 7,293.- | A | 1,192.- | A | 1,192.- | 13 |
| Atmos GIGA-B 100/295-18,5/4 | IE3 | 18.5 | 323 | 2213941 | K | 7,566.- | A | 1,192.- | A | 1,192.- | 13 |
| Atmos GIGA-B 100/305-18,5/4 | IE3 | 18.5 | 323 | 2214148 | K | 7,566.- | A | 1,192.- | A | 1,192.- | 13 |
| Atmos GIGA-B 100/305-22/4 | IE3 | 22 | 346 | 2213940 | K | 7,964.- | A | 1,192.- | A | 1,192.- | 13 |
| Atmos GIGA-B 100/315-30/4 | IE3 | 30 | 409 | 2213939 | K | 9,103.- | A | 1,192.- | A | 1,192.- | 13 |
| Atmos GIGA-B 100/380-30/4 | IE3 | 30 | 469 | 2214198 | K | 9,339.- | A | 1,666.- | A | 1,666.- | 14 |
| Atmos GIGA-B 100/380-37/4 | IE3 | 37 | 572 | 2160673 | K | 10,999.- | A | ✆ | A | ✆ | 14 |
| Atmos GIGA-B 100/390-37/4 | IE3 | 37 | 572 | 2214197 | K | 10,999.- | A | 1,666.- | A | 1,666.- | 14 |
| Atmos GIGA-B 100/390-45/4 | IE3 | 45 | 553 | 2160672 | K | 12,436.- | A | ✆ | A | ✆ | 14 |
| Atmos GIGA-B 100/390-45/4-P6 | IE3 | 45 | 586 | 9143360 | K | 12,950.- | A | ✆ | A | ✆ | 15 |
| Atmos GIGA-B 100/400-45/4 | IE3 | 45 | 553 | 2214163 | K | 12,436.- | A | 1,666.- | A | 1,666.- | 14 |
| Atmos GIGA-B 100/400-45/4-P6 | IE3 | 45 | 0 | 2216670 | K | 12,950.- | A | 1,666.- | A | 1,666.- | 15 |
| Atmos GIGA-B 100/400-55/4 | IE3 | 55 | 711 | 2160671 | K | 14,045.- | A | ✆ | A | ✆ | 14 |
| Atmos GIGA-B 100/400-55/4-P6 | IE3 | 55 | 748 | 9143359 | K | 14,559.- | A | ✆ | A | ✆ | 15 |
| Atmos GIGA-B 125/170-5,5/4 | IE3 | 5.5 | 184 | 2213947 | K | 4,543.- | A | 711.- | A | 711.- | 13 |
| Atmos GIGA-B 125/180-7,5/4 | IE3 | 7.5 | 193 | 2213946 | K | 5,053.- | A | 711.- | A | 711.- | 13 |
| Atmos GIGA-B 125/190-11/4 | IE3 | 11 | 215 | 2213945 | K | 6,110.- | A | 711.- | A | 711.- | 13 |
| Atmos GIGA-B 125/200-11/4 | IE3 | 11 | 215 | 2214130 | K | 6,110.- | A | 711.- | A | 711.- | 13 |
| Atmos GIGA-B 125/200-15/4 | IE3 | 15 | 238 | 2213944 | K | 6,604.- | A | 711.- | A | 711.- | 13 |
| Atmos GIGA-B 125/220-11/4 | IE3 | 11 | 220 | 2213951 | K | 6,129.- | A | 892.- | A | 892.- | 13 |
| Atmos GIGA-B 125/230-15/4 | IE3 | 15 | 243 | 2213950 | K | 6,733.- | A | 892.- | A | 892.- | 13 |
| Atmos GIGA-B 125/240-15/4 | IE3 | 15 | 243 | 2214129 | K | 6,733.- | A | 892.- | A | 892.- | 13 |
| Atmos GIGA-B 125/240-18,5/4 | IE3 | 18.5 | 304 | 2213949 | K | 7,505.- | A | 892.- | A | 892.- | 13 |
| Atmos GIGA-B 125/250-18,5/4 | IE3 | 18.5 | 304 | 2214132 | K | 7,505.- | A | 892.- | A | 892.- | 13 |

= ready for delivery, L = supply availability, C = approx. 2 weeks, K = approx. 4 weeks, AX = up to 16 weeks delivery time, please inquire for every order, A = on request, ✆ = please contact Wilo
Subject to change – all prices do not include VAT. Our General Terms of Delivery and Service apply (see www.wilo.com/legal) – valid from 01/01/2022 in Germany.

Price group: PG3

| Ordering information (4-pole types) | | | | | | | Additional charge | | | | | |
|---|---|---|---|---|---|---|---|---|---|---|---|---|
| Type | Motor efficiency class | Rated power | Net weight, approx. | Art. no. | | | | Red brass impeller (L1 version) | | Stain-less steel impeller (L4 version) | | GRD group |
| | | $P_2$ kW | $m$ kg | | | EUR | | EUR | | EUR | | |
| Atmos GIGA-B 125/250-22/4 | IE3 | 22 | 327 | 2213948 | K | 9,522.- | A | 892.- | A | 892.- | | 13 |
| Atmos GIGA-B 125/272-15/4 | IE3 | 15 | 290 | 2214127 | K | 6,820.- | A | 1,423.- | A | 1,423.- | | 14 |
| Atmos GIGA-B 125/272-18,5/4 | IE3 | 18.5 | 351 | 2160681 | K | 8,517.- | A | ✆ | A | ✆ | | 14 |
| Atmos GIGA-B 125/285-18,5/4 | IE3 | 18.5 | 351 | 2214128 | K | 8,517.- | A | 1,423.- | A | 1,423.- | | 14 |
| Atmos GIGA-B 125/285-22/4 | IE3 | 22 | 374 | 2160680 | K | 10,580.- | A | ✆ | A | ✆ | | 14 |
| Atmos GIGA-B 125/295-30/4 | IE3 | 30 | 433 | 2160679 | K | 12,248.- | A | ✆ | A | ✆ | | 14 |
| Atmos GIGA-B 125/305-30/4 | IE3 | 30 | 433 | 2214159 | K | 12,248.- | A | 1,423.- | A | 1,423.- | | 14 |
| Atmos GIGA-B 125/305-37/4 | IE3 | 37 | 537 | 9135340 | K | 13,081.- | A | ✆ | A | ✆ | | 14 |
| Atmos GIGA-B 125/305-37/4-P6 | IE3 | 37 | 560 | 2160678 | K | 13,595.- | A | ✆ | A | ✆ | | 15 |
| Atmos GIGA-B 125/315-37/4 | IE3 | 37 | 537 | 2214158 | K | 13,081.- | A | 1,423.- | A | 1,423.- | | 14 |
| Atmos GIGA-B 125/315-45/4 | IE3 | 45 | 518 | 9135339 | K | 14,884.- | A | ✆ | A | ✆ | | 14 |
| Atmos GIGA-B 125/315-45/4-P6 | IE3 | 45 | 541 | 2160677 | K | 15,398.- | A | ✆ | A | ✆ | | 15 |
| Atmos GIGA-B 125/360-37/4 | IE3 | 37 | 598 | 9135345 | K | 13,695.- | A | ✆ | A | ✆ | | 14 |
| Atmos GIGA-B 125/360-37/4-P6 | IE3 | 37 | 627 | 2160687 | K | 14,209.- | A | ✆ | A | ✆ | | 15 |
| Atmos GIGA-B 125/370-37/4 | IE3 | 37 | 598 | 2214162 | K | 13,695.- | A | 1,712.- | A | 1,712.- | | 14 |
| Atmos GIGA-B 125/370-45/4 | IE3 | 45 | 579 | 9135343 | K | 15,525.- | A | ✆ | A | ✆ | | 14 |
| Atmos GIGA-B 125/370-45/4-P6 | IE3 | 45 | 608 | 2160686 | K | 16,039.- | A | ✆ | A | ✆ | | 15 |
| Atmos GIGA-B 125/380-45/4 | IE3 | 45 | 579 | 2214161 | K | 15,525.- | A | 1,712.- | A | 1,712.- | | 14 |
| Atmos GIGA-B 125/380-55/4 | IE3 | 55 | 748 | 9135341 | K | 18,076.- | A | ✆ | A | ✆ | | 14 |
| Atmos GIGA-B 125/380-55/4-P6 | IE3 | 55 | 783 | 2160685 | K | 18,590.- | A | ✆ | A | ✆ | | 15 |
| Atmos GIGA-B 125/390-75/4 | IE3 | 75 | 778 | 9135344 | K | 20,562.- | A | ✆ | A | ✆ | | 14 |
| Atmos GIGA-B 125/390-75/4-P6 | IE3 | 75 | 814 | 2160684 | K | 21,076.- | A | ✆ | A | ✆ | | 15 |
| Atmos GIGA-B 125/400-75/4 | IE3 | 75 | 778 | 2214153 | K | 20,562.- | A | 1,712.- | A | 1,712.- | | 14 |
| Atmos GIGA-B 125/400-90/4 | IE3 | 90 | 818 | 9135342 | K | 22,347.- | A | ✆ | A | ✆ | | 14 |
| Atmos GIGA-B 125/400-90/4-P6 | IE3 | 90 | 854 | 2160683 | K | 22,861.- | A | ✆ | A | ✆ | | 15 |
| Atmos GIGA-B 150/180-7,5/4 | IE3 | 7.5 | 222 | 9132653 | K | 7,708.- | A | ✆ | A | ✆ | | 13 |
| Atmos GIGA-B 150/190-11/4 | IE3 | 11 | 244 | 9132652 | K | 7,984.- | A | ✆ | A | ✆ | | 13 |
| Atmos GIGA-B 150/200-15/4 | IE3 | 15 | 267 | 9132651 | K | 8,791.- | A | ✆ | A | ✆ | | 13 |
| Atmos GIGA-B 150/210-11/4 | IE3 | 11 | 259 | 2151506 | K | 8,077.- | A | ✆ | A | ✆ | | 14 |
| Atmos GIGA-B 150/220-15/4 | IE3 | 15 | 282 | 2151505 | K | 9,021.- | A | ✆ | A | ✆ | | 14 |
| Atmos GIGA-B 150/230-18,5/4 | IE3 | 18.5 | 344 | 2151504 | K | 9,218.- | A | ✆ | A | ✆ | | 14 |
| Atmos GIGA-B 150/240-22/4 | IE3 | 22 | 367 | 2151503 | K | 10,064.- | A | ✆ | A | ✆ | | 14 |
| Atmos GIGA-B 150/250-22/4 | IE3 | 22 | 371 | 2214135 | K | 10,064.- | A | 1,224.- | A | 1,224.- | | 14 |
| Atmos GIGA-B 150/250-30/4 | IE3 | 30 | 428 | 2151502 | K | 11,690.- | A | ✆ | A | ✆ | | 14 |
| Atmos GIGA-B 150/275-22/4 | IE3 | 22 | 397 | 2160693 | K | 11,479.- | A | ✆ | A | ✆ | | 14 |
| Atmos GIGA-B 150/285-30/4 | IE3 | 30 | 457 | 2160692 | K | 13,611.- | A | ✆ | A | ✆ | | 14 |
| Atmos GIGA-B 150/295-37/4 | IE3 | 37 | 561 | 9135348 | K | 14,875.- | A | ✆ | A | ✆ | | 14 |
| Atmos GIGA-B 150/295-37/4-P6 | IE3 | 37 | 584 | 2160691 | K | 15,389.- | A | ✆ | A | ✆ | | 15 |
| Atmos GIGA-B 150/305-37/4 | IE3 | 37 | 561 | 2214152 | K | 14,875.- | A | 1,457.- | A | 1,457.- | | 14 |
| Atmos GIGA-B 150/305-45/4 | IE3 | 45 | 542 | 9135347 | K | 16,201.- | A | ✆ | A | ✆ | | 14 |
| Atmos GIGA-B 150/305-45/4-P6 | IE3 | 45 | 565 | 2160690 | K | 16,715.- | A | ✆ | A | ✆ | | 15 |
| Atmos GIGA-B 150/315-45/4 | IE3 | 45 | 542 | 2214151 | K | 16,201.- | A | 1,457.- | A | 1,457.- | | 14 |
| Atmos GIGA-B 150/315-55/4 | IE3 | 55 | 713 | 9135346 | K | 18,836.- | A | ✆ | A | ✆ | | 14 |
| Atmos GIGA-B 150/315-55/4-P6 | IE3 | 55 | 739 | 2160689 | K | 19,350.- | A | ✆ | A | ✆ | | 15 |
| Atmos GIGA-B 150/370-55/4 | IE3 | 55 | 759 | 9139936 | K | 20,849.- | A | ✆ | A | ✆ | | 14 |

🚚 = ready for delivery, L = supply availability, C = approx. 2 weeks, K = approx. 4 weeks, AX = up to 16 weeks delivery time, please inquire for every order, A = on request, ✆ = please contact Wilo
Subject to change – all prices do not include VAT. Our General Terms of Delivery and Service apply (see www.wilo.com/legal) – valid from 01/01/2022 in Germany.

Price group: PG3

| Ordering information (4-pole types) | | | | | | | Additional charge | | | | | |
|---|---|---|---|---|---|---|---|---|---|---|---|---|
| Type | Motor efficiency class | Rated power | Net weight, approx. | Art. no. | | | | Red brass impeller (L1 version) | | Stain-less steel impeller (L4 version) | | GRD group |
| | | $P_2$ kW | $m$ kg | | | EUR | | EUR | | EUR | | |
| Atmos GIGA-B 150/370-55/4-P6 | IE3 | 55 | 748 | 2214188 | K | 21,363.– | A | 1,918.– | A | 1,918.– | | 15 |
| Atmos GIGA-B 150/380-55/4 | IE3 | 55 | 759 | 9139935 | K | 20,849.– | A | ✆ | A | ✆ | | 14 |
| Atmos GIGA-B 150/380-55/4-P6 | IE3 | 55 | 748 | 2214172 | K | 21,363.– | A | 1,918.– | A | 1,918.– | | 15 |
| Atmos GIGA-B 150/380-75/4 | IE3 | 75 | 790 | 9139934 | K | 21,741.– | A | ✆ | A | ✆ | | 14 |
| Atmos GIGA-B 150/380-75/4-P6 | IE3 | 75 | 814 | 2214175 | K | 22,255.– | A | 1,918.– | A | 1,918.– | | 15 |
| Atmos GIGA-B 150/390-75/4 | IE3 | 75 | 790 | 9139933 | K | 21,742.– | A | ✆ | A | ✆ | | 14 |
| Atmos GIGA-B 150/390-75/4-P6 | IE3 | 75 | 814 | 2214191 | K | 22,256.– | A | 1,918.– | A | 1,918.– | | 15 |
| Atmos GIGA-B 150/390-90/4 | IE3 | 90 | 830 | 9139932 | K | 24,274.– | A | ✆ | A | ✆ | | 14 |
| Atmos GIGA-B 150/390-90/4-P6 | IE3 | 90 | 854 | 2214156 | K | 24,788.– | A | 1,918.– | A | 1,918.– | | 15 |
| Atmos GIGA-B 150/400-90/4 | IE3 | 90 | 830 | 2214173 | K | 24,274.– | A | 1,918.– | A | 1,918.– | | 14 |
| Atmos GIGA-B 150/400-90/4-P6 | IE3 | 90 | 854 | 2214167 | K | 24,788.– | A | 1,918.– | A | 1,918.– | | 15 |
| Atmos GIGA-B 150/400-110/4 | IE3 | 110 | 1255 | 9139931 | K | 30,483.– | A | ✆ | A | ✆ | | 14 |
| Atmos GIGA-B 150/400-110/4-P6 | IE3 | 110 | 1293 | 2214165 | K | 30,997.– | A | 1,918.– | A | 1,918.– | | 15 |

Price group: PG3

| Ordering information (2-pole types, special mechanical seal for water-glycol mixture) | | | | | | | Additional charge | | | | | |
|---|---|---|---|---|---|---|---|---|---|---|---|---|
| Type | Motor efficiency class | Rated power | Net weight, approx. | Art. no. | | | | Red brass impeller (L1 version) | | Stain-less steel impeller (L4 version) | | GRD group |
| | | $P_2$ kW | $m$ kg | | | EUR | | | | | | |
| Atmos GIGA-B 32/85-1,1/2-S1 | IE3 | 1.1 | 45 | 2216704 | K | 1,898.– | A | ✆ | A | ✆ | | 12 |
| Atmos GIGA-B 32/85.1-0,75/2-S1 | IE3 | 0.75 | 41 | 2216853 | K | 1,984.– | A | ✆ | A | ✆ | | 12 |
| Atmos GIGA-B 32/95-1,5/2-S1 | IE3 | 1.5 | 53 | 2216703 | K | 2,064.– | A | ✆ | A | ✆ | | 12 |
| Atmos GIGA-B 32/95.1-1,1/2-S1 | IE3 | 1.1 | 44 | 2216852 | K | 2,078.– | A | ✆ | A | ✆ | | 12 |
| Atmos GIGA-B 32/105-2,2/2-S1 | IE3 | 2.2 | 56 | 2216702 | K | 2,174.– | A | ✆ | A | ✆ | | 12 |
| Atmos GIGA-B 32/105.1-1,5/2-S1 | IE3 | 1.5 | 53 | 2216851 | K | 2,160.– | A | ✆ | A | ✆ | | 12 |
| Atmos GIGA-B 32/115-3/2-S1 | IE3 | 3 | 60 | 2216701 | K | 2,341.– | A | ✆ | A | ✆ | | 12 |
| Atmos GIGA-B 32/115.1-2,2/2-S1 | IE3 | 2.2 | 55 | 2216850 | K | 2,243.– | A | ✆ | A | ✆ | | 12 |
| Atmos GIGA-B 32/125-3/2-S1 | IE3 | 3 | 60 | 2216700 | K | 2,341.– | A | ✆ | A | ✆ | | 12 |
| Atmos GIGA-B 32/125-4/2-S1 | IE3 | 4 | 67 | 2216699 | K | 2,572.– | A | ✆ | A | ✆ | | 12 |
| Atmos GIGA-B 32/125.1-3/2-S1 | IE3 | 3 | 59 | 2216849 | K | 2,329.– | A | ✆ | A | ✆ | | 12 |
| Atmos GIGA-B 32/130.1-1,5/2-S1 | IE3 | 1.5 | 60 | 2216860 | K | 2,090.– | A | ✆ | A | ✆ | | 12 |
| Atmos GIGA-B 32/140.1-2,2/2-S1 | IE3 | 2.2 | 63 | 2216859 | K | 2,211.– | A | ✆ | A | ✆ | | 12 |
| Atmos GIGA-B 32/150.1-3/2-S1 | IE3 | 3 | 66 | 2216858 | K | 2,339.– | A | ✆ | A | ✆ | | 12 |
| Atmos GIGA-B 32/160.1-4/2-S1 | IE3 | 4 | 74 | 2216857 | K | 2,476.– | A | ✆ | A | ✆ | | 12 |
| Atmos GIGA-B 32/230.1-5,5/2-S1 | IE3 | 5.5 | 113 | 2216695 | K | 3,035.– | A | ✆ | A | ✆ | | 12 |
| Atmos GIGA-B 32/240.1-7,5/2-S1 | IE3 | 7.5 | 116 | 2216694 | K | 3,676.– | A | ✆ | A | ✆ | | 12 |
| Atmos GIGA-B 32/250.1-11/2-S1 | IE3 | 11 | 160 | 2216693 | K | 4,159.– | A | ✆ | A | ✆ | | 12 |
| Atmos GIGA-B 80/275-75/2-S1 | IE3 | 75 | 667 | 2216819 | K | 17,031.– | A | ✆ | A | ✆ | | 13 |
| Atmos GIGA-B 80/285-75/2-S1 | IE3 | 75 | 667 | 2216818 | K | 17,031.– | A | ✆ | A | ✆ | | 13 |
| Atmos GIGA-B 80/285-90/2-S1 | IE3 | 90 | 667 | 2216817 | K | 20,412.– | A | ✆ | A | ✆ | | 13 |
| Atmos GIGA-B 80/295-110/2-S1 | IE3 | 110 | 1122 | 2216816 | K | 24,469.– | A | ✆ | A | ✆ | | 13 |
| Atmos GIGA-B 80/305-110/2-S1 | IE3 | 110 | 1122 | 2216815 | K | 24,469.– | A | ✆ | A | ✆ | | 13 |
| Atmos GIGA-B 80/305-132/2-S1 | IE3 | 132 | 1173 | 2216814 | K | 29,336.– | A | ✆ | A | ✆ | | 13 |

🚚 = ready for delivery, L = supply availability, C = approx. 2 weeks, K = approx. 4 weeks, AX = up to 16 weeks delivery time, please inquire for every order, A = on request, ✆ = please contact Wilo
Subject to change – all prices do not include VAT. Our General Terms of Delivery and Service apply (see www.wilo.com/legal) – valid from 01/01/2022 in Germany.

**Price group: PG3**

| Ordering information (2-pole types, special mechanical seal for water-glycol mixture) | | | | | | | Additional charge | | | | |
|---|---|---|---|---|---|---|---|---|---|---|---|
| Type | Motor efficiency class | Rated power | Net weight, approx. | Art. no. | | | | Red brass impeller (L1 version) | | Stain-less steel impeller (L4 version) | GRD group |
| | | $P_2$ kW | $m$ kg | | | EUR | | | | | |
| **Atmos GIGA-B 80/315-132/2-S1** | IE3 | 132 | 1173 | **2216813** | K | **29,477.-** | A | ✆ | A | ✆ | 14 |
| **Atmos GIGA-B 80/315-160/2-S1** | IE3 | 160 | 1196 | **2216812** | K | **32,371.-** | A | ✆ | A | ✆ | 14 |
| **Atmos GIGA-B 100/165-30/2-S1** | IE3 | 30 | 357 | **2216783** | K | **9,243.-** | A | ✆ | A | ✆ | 13 |
| **Atmos GIGA-B 100/175-37/2-S1** | IE3 | 37 | 385 | **2216782** | K | **11,208.-** | A | ✆ | A | ✆ | 13 |
| **Atmos GIGA-B 100/180-37/2-S1** | IE3 | 37 | 385 | **2216781** | K | **11,208.-** | A | ✆ | A | ✆ | 13 |
| **Atmos GIGA-B 100/180-45/2-S1** | IE3 | 45 | 429 | **2216780** | K | **11,909.-** | A | ✆ | A | ✆ | 13 |
| **Atmos GIGA-B 100/190-55/2-S1** | IE3 | 55 | 483 | **2216779** | K | **13,851.-** | A | ✆ | A | ✆ | 13 |
| **Atmos GIGA-B 100/200-55/2-S1** | IE3 | 55 | 483 | **2216778** | K | **13,851.-** | A | ✆ | A | ✆ | 13 |
| **Atmos GIGA-B 100/200-75/2-S1** | IE3 | 75 | 633 | **2216777** | K | **16,630.-** | A | ✆ | A | ✆ | 13 |
| **Atmos GIGA-B 100/210-55/2-S1** | IE3 | 55 | 501 | **2216790** | K | **14,100.-** | A | ✆ | A | ✆ | 13 |
| **Atmos GIGA-B 100/220-75/2-S1** | IE3 | 75 | 649 | **2216789** | K | **17,053.-** | A | ✆ | A | ✆ | 13 |
| **Atmos GIGA-B 100/230-75/2-S1** | IE3 | 75 | 649 | **2216788** | K | **17,053.-** | A | ✆ | A | ✆ | 13 |
| **Atmos GIGA-B 100/230-90/2-S1** | IE3 | 90 | 650 | **2216787** | K | **19,170.-** | A | ✆ | A | ✆ | 13 |
| **Atmos GIGA-B 100/240-110/2-S1** | IE3 | 110 | 1103 | **2216786** | K | **23,375.-** | A | ✆ | A | ✆ | 13 |
| **Atmos GIGA-B 100/250-110/2-S1** | IE3 | 110 | 1103 | **2216785** | K | **23,375.-** | A | ✆ | A | ✆ | 13 |
| **Atmos GIGA-B 100/250-132/2-S1** | IE3 | 132 | 1154 | **2216784** | K | **27,364.-** | A | ✆ | A | ✆ | 13 |
| **Atmos GIGA-B 125/170-45/2-S1** | IE3 | 45 | 449 | **2216795** | K | **11,599.-** | A | ✆ | A | ✆ | 13 |
| **Atmos GIGA-B 125/180-55/2-S1** | IE3 | 55 | 501 | **2216794** | K | **14,307.-** | A | ✆ | A | ✆ | 13 |
| **Atmos GIGA-B 125/190-75/2-S1** | IE3 | 75 | 651 | **2216793** | K | **16,479.-** | A | ✆ | A | ✆ | 13 |
| **Atmos GIGA-B 125/200-75/2-S1** | IE3 | 75 | 651 | **2216792** | K | **16,479.-** | A | ✆ | A | ✆ | 13 |
| **Atmos GIGA-B 125/200-90/2-S1** | IE3 | 90 | 651 | **2216791** | K | **18,465.-** | A | ✆ | A | ✆ | 13 |
| **Atmos GIGA-B 125/210-75/2-S1** | IE3 | 75 | 665 | **2216803** | K | **16,614.-** | A | ✆ | A | ✆ | 13 |
| **Atmos GIGA-B 125/220-75/2-S1** | IE3 | 75 | 665 | **2216802** | K | **16,614.-** | A | ✆ | A | ✆ | 13 |
| **Atmos GIGA-B 125/220-90/2-S1** | IE3 | 90 | 664 | **2216801** | K | **18,808.-** | A | ✆ | A | ✆ | 13 |
| **Atmos GIGA-B 125/230-110/2-S1** | IE3 | 110 | 1121 | **2216800** | K | **23,142.-** | A | ✆ | A | ✆ | 14 |
| **Atmos GIGA-B 125/240-110/2-S1** | IE3 | 110 | 1121 | **2216799** | K | **23,142.-** | A | ✆ | A | ✆ | 14 |
| **Atmos GIGA-B 125/240-132/2-S1** | IE3 | 132 | 1172 | **2216798** | K | **26,921.-** | A | ✆ | A | ✆ | 14 |
| **Atmos GIGA-B 125/250-132/2-S1** | IE3 | 132 | 1172 | **2216797** | K | **26,921.-** | A | ✆ | A | ✆ | 14 |
| **Atmos GIGA-B 125/250-160/2-S1** | IE3 | 160 | 1193 | **2216796** | K | **32,911.-** | A | ✆ | A | ✆ | 14 |
| **Atmos GIGA-B 150/180-75/2-S1** | IE3 | 75 | 680 | **2216806** | K | **19,238.-** | A | ✆ | A | ✆ | 13 |
| **Atmos GIGA-B 150/190-90/2-S1** | IE3 | 90 | 680 | **2216805** | K | **21,340.-** | A | ✆ | A | ✆ | 13 |
| **Atmos GIGA-B 150/200-110/2-S1** | IE3 | 110 | 1134 | **2216804** | K | **25,413.-** | A | ✆ | A | ✆ | 13 |
| **Atmos GIGA-B 150/210-90/2-S1** | IE3 | 90 | 699 | **2216811** | K | **27,797.-** | A | ✆ | A | ✆ | 14 |
| **Atmos GIGA-B 150/220-110/2-S1** | IE3 | 110 | 1151 | **2216810** | K | **29,628.-** | A | ✆ | A | ✆ | 14 |
| **Atmos GIGA-B 150/230-132/2-S1** | IE3 | 132 | 1202 | **2216809** | K | **36,068.-** | A | ✆ | A | ✆ | 14 |
| **Atmos GIGA-B 150/240-160/2-S1** | IE3 | 160 | 1224 | **2216808** | K | **39,324.-** | A | ✆ | A | ✆ | 14 |
| **Atmos GIGA-B 150/250-200/2-S1** | IE3 | 200 | 1499 | **2216807** | K | **40,962.-** | A | ✆ | A | ✆ | 14 |



🚚 = ready for delivery, L = supply availability, C = approx. 2 weeks, K = approx. 4 weeks, AX = up to 16 weeks delivery time, please inquire for every order, A = on request, ✆ = please contact Wilo
Subject to change – all prices do not include VAT. Our General Terms of Delivery and Service apply (see www.wilo.com/legal) – valid from 01/01/2022 in Germany.

Price group: PG3

| Ordering information (4-pole types, special mechanical seal for water-glycol mixture) | | | | | | | Additional charge | | | | |
|---|---|---|---|---|---|---|---|---|---|---|---|
| Type | Motor efficiency class | Rated power | Net weight, approx. | Art. no. | | | | Red brass impeller (L1 version) | | Stainless steel impeller (L4 version) | GRD group |
| | | $P_2$ kW | $m$ kg | | | EUR | | | | | |
| Atmos GIGA-B 32/105-0,25/4-S1 | IE3 | 0.25 | 36 | 2216698 | K | 1,476.- | A | ✆ | A | ✆ | 12 |
| Atmos GIGA-B 32/115-0,37/4-S1 | IE3 | 0.37 | 36 | 2216697 | K | 1,476.- | A | ✆ | A | ✆ | 12 |
| Atmos GIGA-B 32/115.1-0,25/4-S1 | IE3 | 0.25 | 35 | 2216848 | K | 1,434.- | A | ✆ | A | ✆ | 12 |
| Atmos GIGA-B 32/125-0,55/4-S1 | IE3 | 0.55 | 40 | 2216696 | K | 1,715.- | A | ✆ | A | ✆ | 12 |
| Atmos GIGA-B 32/125.1-0,37/4-S1 | IE3 | 0.37 | 36 | 2216847 | K | 1,461.- | A | ✆ | A | ✆ | 12 |
| Atmos GIGA-B 32/140.1-0,25/4-S1 | IE3 | 0.25 | 43 | 2216856 | K | 1,501.- | A | ✆ | A | ✆ | 12 |
| Atmos GIGA-B 32/150.1-0,37/4-S1 | IE3 | 0.37 | 43 | 2216855 | K | 1,558.- | A | ✆ | A | ✆ | 12 |
| Atmos GIGA-B 32/160.1-0,55/4-S1 | IE3 | 0.55 | 47 | 2216854 | K | 1,726.- | A | ✆ | A | ✆ | 12 |
| Atmos GIGA-B 32/170.1-0,25/4-S1 | IE3 | 0.25 | 50 | 2216864 | K | 1,594.- | A | ✆ | A | ✆ | 12 |
| Atmos GIGA-B 32/180.1-0,37/4-S1 | IE3 | 0.37 | 49 | 2216863 | K | 1,724.- | A | ✆ | A | ✆ | 12 |
| Atmos GIGA-B 32/190.1-0,55/4-S1 | IE3 | 0.55 | 55 | 2216862 | K | 1,830.- | A | ✆ | A | ✆ | 12 |
| Atmos GIGA-B 32/200.1-0,75/4-S1 | IE3 | 0.75 | 59 | 2216861 | K | 1,876.- | A | ✆ | A | ✆ | 12 |
| Atmos GIGA-B 32/220.1-0,55/4-S1 | IE3 | 0.55 | 62 | 2216692 | K | 1,847.- | A | ✆ | A | ✆ | 12 |
| Atmos GIGA-B 32/230.1-0,75/4-S1 | IE3 | 0.75 | 66 | 2216691 | K | 1,985.- | A | ✆ | A | ✆ | 12 |
| Atmos GIGA-B 32/240.1-1,1/4-S1 | IE3 | 1.1 | 74 | 2216690 | K | 2,141.- | A | ✆ | A | ✆ | 12 |
| Atmos GIGA-B 32/250.1-1,5/4-S1 | IE3 | 1.5 | 76 | 2216689 | K | 2,217.- | A | ✆ | A | ✆ | 12 |
| Atmos GIGA-B 40/95-0,25/4-S1 | IE3 | 0.25 | 38 | 2216708 | K | 1,881.- | A | ✆ | A | ✆ | 12 |
| Atmos GIGA-B 40/105-0,37/4-S1 | IE3 | 0.37 | 39 | 2216707 | K | 1,975.- | A | ✆ | A | ✆ | 12 |
| Atmos GIGA-B 40/115-0,55/4-S1 | IE3 | 0.55 | 43 | 2216706 | K | 1,993.- | A | ✆ | A | ✆ | 12 |
| Atmos GIGA-B 40/125-0,75/4-S1 | IE3 | 0.75 | 46 | 2216705 | K | 2,040.- | A | ✆ | A | ✆ | 12 |
| Atmos GIGA-B 50/95-0,37/4-S1 | IE3 | 0.37 | 41 | 2216712 | K | 1,847.- | A | ✆ | A | ✆ | 12 |
| Atmos GIGA-B 50/105-0,55/4-S1 | IE3 | 0.55 | 45 | 2216711 | K | 1,998.- | A | ✆ | A | ✆ | 12 |
| Atmos GIGA-B 50/115-0,75/4-S1 | IE3 | 0.75 | 48 | 2216710 | K | 2,049.- | A | ✆ | A | ✆ | 12 |
| Atmos GIGA-B 50/125-1,1/4-S1 | IE3 | 1.1 | 56 | 2216709 | K | 2,069.- | A | ✆ | A | ✆ | 12 |
| Atmos GIGA-B 65/105-0,55/4-S1 | IE3 | 0.55 | 50 | 2216745 | K | 1,935.- | A | ✆ | A | ✆ | 12 |
| Atmos GIGA-B 65/115-0,75/4-S1 | IE3 | 0.75 | 53 | 2216744 | K | 2,026.- | A | ✆ | A | ✆ | 12 |
| Atmos GIGA-B 65/125-1,1/4-S1 | IE3 | 1.1 | 61 | 2216743 | K | 2,128.- | A | ✆ | A | ✆ | 12 |
| Atmos GIGA-B 80/285-11/4-S1 | IE3 | 11 | 229 | 2216824 | K | 4,810.- | A | ✆ | A | ✆ | 13 |
| Atmos GIGA-B 80/295-15/4-S1 | IE3 | 15 | 252 | 2216823 | K | 5,418.- | A | ✆ | A | ✆ | 13 |
| Atmos GIGA-B 80/305-18,5/4-S1 | IE3 | 18.5 | 314 | 2216822 | K | 6,106.- | A | ✆ | A | ✆ | 13 |
| Atmos GIGA-B 80/315-18,5/4-S1 | IE3 | 18.5 | 314 | 2216821 | K | 6,106.- | A | ✆ | A | ✆ | 13 |
| Atmos GIGA-B 80/315-22/4-S1 | IE3 | 22 | 337 | 2216820 | K | 6,883.- | A | ✆ | A | ✆ | 13 |
| Atmos GIGA-B 80/370-18,5/4-S1 | IE3 | 18.5 | 375 | 2216832 | K | 7,227.- | A | ✆ | A | ✆ | 14 |
| Atmos GIGA-B 80/370-22/4-S1 | IE3 | 22 | 398 | 2216831 | K | 8,133.- | A | ✆ | A | ✆ | 14 |
| Atmos GIGA-B 80/380-22/4-S1 | IE3 | 22 | 398 | 2216830 | K | 8,133.- | A | ✆ | A | ✆ | 14 |
| Atmos GIGA-B 80/380-30/4-S1 | IE3 | 30 | 460 | 2216829 | K | 9,154.- | A | ✆ | A | ✆ | 14 |
| Atmos GIGA-B 80/390-30/4-S1 | IE3 | 30 | 460 | 2216828 | K | 9,154.- | A | ✆ | A | ✆ | 14 |
| Atmos GIGA-B 80/390-37/4-S1 | IE3 | 37 | 563 | 2216827 | K | 10,309.- | A | ✆ | A | ✆ | 14 |
| Atmos GIGA-B 80/400-37/4-S1 | IE3 | 37 | 563 | 2216826 | K | 10,309.- | A | ✆ | A | ✆ | 14 |
| Atmos GIGA-B 80/400-45/4-S1 | IE3 | 45 | 543 | 2216825 | K | 11,615.- | A | ✆ | A | ✆ | 14 |
| Atmos GIGA-B 125/272-15/4-S1 | IE3 | 15 | 290 | 2216719 | K | 7,088.- | A | ✆ | A | ✆ | 14 |
| Atmos GIGA-B 125/272-18,5/4-S1 | IE3 | 18.5 | 351 | 2216718 | K | 8,785.- | A | ✆ | A | ✆ | 14 |
| Atmos GIGA-B 125/285-18,5/4-S1 | IE3 | 18.5 | 351 | 2216717 | K | 8,785.- | A | ✆ | A | ✆ | 14 |
| Atmos GIGA-B 125/285-22/4-S1 | IE3 | 22 | 374 | 2216716 | K | 10,848.- | A | ✆ | A | ✆ | 14 |

🚚 = ready for delivery, L = supply availability, C = approx. 2 weeks, K = approx. 4 weeks, AX = up to 16 weeks delivery time, please inquire for every order, A = on request, ✆ = please contact Wilo
Subject to change – all prices do not include VAT. Our General Terms of Delivery and Service apply (see www.wilo.com/legal) – valid from 01/01/2022 in Germany.

Price group: PG3

| Ordering information (4-pole types, special mechanical seal for water-glycol mixture) | | | | | | | Additional charge | | | | |
|---|---|---|---|---|---|---|---|---|---|---|---|
| Type | Motor efficiency class | Rated power | Net weight, approx. | Art. no. | | | | Red brass impeller (L1 version) | | Stainless steel impeller (L4 version) | GRD group |
| | | $P_2$ kW | $m$ kg | | | EUR | | | | | |
| Atmos GIGA-B 125/295-30/4-S1 | IE3 | 30 | 433 | 2216715 | K | 12,516.– | A | ✆ | A | ✆ | 14 |
| Atmos GIGA-B 125/305-30/4-S1 | IE3 | 30 | 433 | 2216760 | K | 12,516.– | A | ✆ | A | ✆ | 14 |
| Atmos GIGA-B 125/305-37/4-P6-S1 | IE3 | 37 | 560 | 2216714 | K | 15,413.– | A | ✆ | A | ✆ | 15 |
| Atmos GIGA-B 125/305-37/4-S1 | IE3 | 37 | 537 | 2216759 | K | 13,349.– | A | ✆ | A | ✆ | 14 |
| Atmos GIGA-B 125/315-37/4-S1 | IE3 | 37 | 537 | 2216758 | K | 13,349.– | A | ✆ | A | ✆ | 14 |
| Atmos GIGA-B 125/315-45/4-P6-S1 | IE3 | 45 | 541 | 2216713 | K | 17,216.– | A | ✆ | A | ✆ | 15 |
| Atmos GIGA-B 125/315-45/4-S1 | IE3 | 45 | 518 | 2216757 | K | 15,152.– | A | ✆ | A | ✆ | 14 |
| Atmos GIGA-B 125/360-37/4-P6-S1 | IE3 | 37 | 627 | 2216724 | K | 16,027.– | A | ✆ | A | ✆ | 15 |
| Atmos GIGA-B 125/360-37/4-S1 | IE3 | 37 | 598 | 2216768 | K | 13,963.– | A | ✆ | A | ✆ | 14 |
| Atmos GIGA-B 125/370-37/4-S1 | IE3 | 37 | 598 | 2216767 | K | 13,963.– | A | ✆ | A | ✆ | 14 |
| Atmos GIGA-B 125/370-45/4-P6-S1 | IE3 | 45 | 608 | 2216723 | K | 17,857.– | A | ✆ | A | ✆ | 15 |
| Atmos GIGA-B 125/370-45/4-S1 | IE3 | 45 | 579 | 2216766 | K | 15,793.– | A | ✆ | A | ✆ | 14 |
| Atmos GIGA-B 125/380-45/4-S1 | IE3 | 45 | 579 | 2216765 | K | 15,793.– | A | ✆ | A | ✆ | 14 |
| Atmos GIGA-B 125/380-55/4-P6-S1 | IE3 | 55 | 783 | 2216722 | K | 20,408.– | A | ✆ | A | ✆ | 15 |
| Atmos GIGA-B 125/380-55/4-S1 | IE3 | 55 | 748 | 2216764 | K | 18,344.– | A | ✆ | A | ✆ | 14 |
| Atmos GIGA-B 125/390-75/4-P6-S1 | IE3 | 75 | 814 | 2216721 | K | 22,894.– | A | ✆ | A | ✆ | 15 |
| Atmos GIGA-B 125/390-75/4-S1 | IE3 | 75 | 778 | 2216763 | K | 20,830.– | A | ✆ | A | ✆ | 14 |
| Atmos GIGA-B 125/400-75/4-S1 | IE3 | 75 | 778 | 2216762 | K | 20,830.– | A | ✆ | A | ✆ | 14 |
| Atmos GIGA-B 125/400-90/4-P6-S1 | IE3 | 90 | 854 | 2216720 | K | 24,679.– | A | ✆ | A | ✆ | 15 |
| Atmos GIGA-B 125/400-90/4-S1 | IE3 | 90 | 818 | 2216761 | K | 22,615.– | A | ✆ | A | ✆ | 14 |
| Atmos GIGA-B 150/180-7,5/4-S1 | IE3 | 7.5 | 222 | 2216742 | K | 7,835.– | A | ✆ | A | ✆ | 13 |
| Atmos GIGA-B 150/190-11/4-S1 | IE3 | 11 | 244 | 2216741 | K | 8,111.– | A | ✆ | A | ✆ | 13 |
| Atmos GIGA-B 150/200-15/4-S1 | IE3 | 15 | 267 | 2216740 | K | 8,918.– | A | ✆ | A | ✆ | 13 |
| Atmos GIGA-B 150/210-11/4-S1 | IE3 | 11 | 264 | 2216734 | K | 8,345.– | A | ✆ | A | ✆ | 14 |
| Atmos GIGA-B 150/220-15/4-S1 | IE3 | 15 | 287 | 2216733 | K | 9,289.– | A | ✆ | A | ✆ | 14 |
| Atmos GIGA-B 150/230-18,5/4-S1 | IE3 | 18.5 | 348 | 2216732 | K | 9,486.– | A | ✆ | A | ✆ | 14 |
| Atmos GIGA-B 150/240-22/4-S1 | IE3 | 22 | 371 | 2216731 | K | 10,332.– | A | ✆ | A | ✆ | 14 |
| Atmos GIGA-B 150/250-22/4-S1 | IE3 | 22 | 371 | 2216730 | K | 10,332.– | A | ✆ | A | ✆ | 14 |
| Atmos GIGA-B 150/250-30/4-S1 | IE3 | 30 | 432 | 2216729 | K | 11,958.– | A | ✆ | A | ✆ | 14 |
| Atmos GIGA-B 150/275-22/4-S1 | IE3 | 22 | 397 | 2216739 | K | 11,747.– | A | ✆ | A | ✆ | 14 |
| Atmos GIGA-B 150/285-30/4-S1 | IE3 | 30 | 457 | 2216738 | K | 13,879.– | A | ✆ | A | ✆ | 14 |
| Atmos GIGA-B 150/295-37/4-P6-S1 | IE3 | 37 | 584 | 2216737 | K | 17,207.– | A | ✆ | A | ✆ | 15 |
| Atmos GIGA-B 150/295-37/4-S1 | IE3 | 37 | 561 | 2216773 | K | 15,143.– | A | ✆ | A | ✆ | 14 |
| Atmos GIGA-B 150/305-37/4-S1 | IE3 | 37 | 561 | 2216772 | K | 15,143.– | A | ✆ | A | ✆ | 14 |
| Atmos GIGA-B 150/305-45/4-P6-S1 | IE3 | 45 | 565 | 2216736 | K | 18,533.– | A | ✆ | A | ✆ | 15 |
| Atmos GIGA-B 150/305-45/4-S1 | IE3 | 45 | 542 | 2216771 | K | 16,469.– | A | ✆ | A | ✆ | 14 |
| Atmos GIGA-B 150/315-45/4-S1 | IE3 | 45 | 542 | 2216770 | K | 16,469.– | A | ✆ | A | ✆ | 14 |
| Atmos GIGA-B 150/315-55/4-P6-S1 | IE3 | 55 | 739 | 2216735 | K | 21,168.– | A | ✆ | A | ✆ | 15 |
| Atmos GIGA-B 150/315-55/4-S1 | IE3 | 55 | 713 | 2216769 | K | 19,104.– | A | ✆ | A | ✆ | 14 |
| Atmos GIGA-B 150/370-55/4-P6-S1 | IE3 | 55 | 748 | 2216846 | K | 23,181.– | A | ✆ | A | ✆ | 15 |
| Atmos GIGA-B 150/370-55/4-S1 | IE3 | 55 | 759 | 2216839 | K | 21,117.– | A | ✆ | A | ✆ | 14 |
| Atmos GIGA-B 150/380-55/4-P6-S1 | IE3 | 55 | 748 | 2216845 | K | 23,181.– | A | ✆ | A | ✆ | 15 |
| Atmos GIGA-B 150/380-55/4-S1 | IE3 | 55 | 759 | 2216838 | K | 21,117.– | A | ✆ | A | ✆ | 14 |
| Atmos GIGA-B 150/380-75/4-P6-S1 | IE3 | 75 | 814 | 2216844 | K | 24,073.– | A | ✆ | A | ✆ | 15 |
| Atmos GIGA-B 150/380-75/4-S1 | IE3 | 75 | 790 | 2216837 | K | 22,009.– | A | ✆ | A | ✆ | 14 |
| Atmos GIGA-B 150/390-75/4-P6-S1 | IE3 | 75 | 814 | 2216843 | K | 24,074.– | A | ✆ | A | ✆ | 15 |

🚚 = ready for delivery, L = supply availability, C = approx. 2 weeks, K = approx. 4 weeks, AX = up to 16 weeks delivery time, please inquire for every order, A = on request, ✆ = please contact Wilo
Subject to change – all prices do not include VAT. Our General Terms of Delivery and Service apply (see www.wilo.com/legal) – valid from 01/01/2022 in Germany.

**Price group: PG3**

| Ordering information (4-pole types, special mechanical seal for water-glycol mixture) | | | | | | | Additional charge | | | | |
|---|---|---|---|---|---|---|---|---|---|---|---|
| **Type** | **Motor efficiency class** | **Rated power** | **Net weight, approx.** | **Art. no.** | | | | **Red brass impeller (L1 version)** | | **Stainless steel impeller (L4 version)** | **GRD group** |
| | | $P_2$ kW | $m$ kg | | | EUR | | | | | |
| **Atmos GIGA-B 150/390-75/4-S1** | IE3 | 75 | 790 | **2216836** | K | **22,010.–** | A | ✆ | A | ✆ | 14 |
| **Atmos GIGA-B 150/390-90/4-P6-S1** | IE3 | 90 | 854 | **2216842** | K | **26,606.–** | A | ✆ | A | ✆ | 15 |
| **Atmos GIGA-B 150/390-90/4-S1** | IE3 | 90 | 830 | **2216835** | K | **24,542.–** | A | ✆ | A | ✆ | 14 |
| **Atmos GIGA-B 150/400-90/4-P6-S1** | IE3 | 90 | 854 | **2216841** | K | **26,606.–** | A | ✆ | A | ✆ | 15 |
| **Atmos GIGA-B 150/400-90/4-S1** | IE3 | 90 | 830 | **2216834** | K | **24,542.–** | A | ✆ | A | ✆ | 14 |
| **Atmos GIGA-B 150/400-110/4-P6-S1** | IE3 | 110 | 1293 | **2216840** | K | **32,815.–** | A | ✆ | A | ✆ | 15 |
| **Atmos GIGA-B 150/400-110/4-S1** | IE3 | 110 | 1255 | **2216833** | K | **30,751.–** | A | ✆ | A | ✆ | 14 |

**Price group:**

| Version with mechanical seal | | |
|---|---|---|
| **Type** | **Description** | **GRD version** |
| | | *PN* |
| **S7** | Cooling/air-conditioning: Glycol 20 % to 50 %, –20 °C to +120 °C; cold and hot water (according to VDI 2035) | PN 25 |
| **S8** | Heat carrier oil, –20 °C to +120 °C | PN 25 |
| **S12** | Heat carrier oil, –20 °C to +140 °C | PN 25 |
| **S11** | Cooling/air-conditioning: Glycol 20 % to 50 %, –20 °C to +140 °C; cold and hot water (according to VDI 2035) | PN 25 |

= ready for delivery, L = supply availability, C = approx. 2 weeks, K = approx. 4 weeks, AX = up to 16 weeks delivery time, please inquire for every order, A = on request, ✆ = please contact Wilo
Subject to change – all prices do not include VAT. Our General Terms of Delivery and Service apply (see www.wilo.com/legal) – valid from 01/01/2022 in Germany.



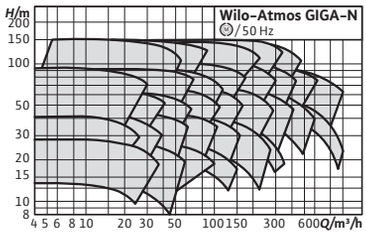


| Accessories | Page |
|---|---|
| Pump control CC-HVAC | 230 |
| Pump control SC/FC-HVAC | 239 |
| Commissioning/maintenance | 704 |



# Wilo-Atmos GIGA-N

## Construction
Single-stage, low-pressure centrifugal pump with axial suction, mounted on a baseplate. Standard version with spacer coupling.

## Application
- → The pumping of heating water (in accordance with VDI 2035), cold water and water-glycol mixtures without abrasive substances in heating, cold water and cooling systems.
- → Applications for irrigation, building services, general industry, power stations, etc.

## Scope of delivery
- → Pump
- → Installation and operating instructions
- → Bare shaft pump **or**
- → Pump on baseplate with coupling and coupling guard, without motor **or**
- → Completely mounted pump on baseplate with electric motor

## Options
- → Variant ...-P5 without spacer coupling (at reduced price)
- → Other materials and versions on request
- → Other voltages and frequencies available on request.

## Your advantages
- → Energy-saving thanks to increased overall efficiency through improved hydraulics and the use of IE3 motors
- → Suitable for drinking water supply (ACS-, UBA-compliant)
- → Cataphoretic coating of all cast components for high corrosion resistance and long service life (not available for the drinking water version)
- → Universally usable thanks to standardised dimensions, a range of motor options and impellers made of different materials
- → Easy maintenance thanks to user-friendly spacer coupling in back pull-out design
- → High operational reliability thanks to improved impeller construction for pressure reduction

## General notes – ErP (Ecodesign) Directive
The minimum efficiency index, MEI, of the pump series is ≥0.4. For detailed information on the MEI values of the individual pump types, see: Wilo Online Catalogue, available at www.wilo.com

Price group: PG4

| Ordering information (2-pole) with spacer coupling | | | | | | | | | | | |
|---|---|---|---|---|---|---|---|---|---|---|---|
| Type | Rated power | Art. no. | | | | Red brass impeller (L1 version) | | Stainless steel impeller (L4 version) | | –S1 | GRD group |
| | $P_2$ kW | | | EUR | | EUR | | EUR | | | |
| Atmos GIGA-N 32/125-1,1/2 | 1.1 | 6086292 | K | 4,063.– | K | 382.– | K | 382.– | K | ✆ | 12 |
| Atmos GIGA-N 32/125-1,5/2 | 1.5 | 6086293 | K | 4,105.– | K | 382.– | K | 382.– | K | ✆ | 12 |
| Atmos GIGA-N 32/125-2,2/2 | 2.2 | 6086294 | K | 4,171.– | K | 382.– | K | 382.– | K | ✆ | 12 |
| Atmos GIGA-N 32/125-3/2 | 3 | 6086295 | K | 4,380.– | K | 382.– | K | 382.– | K | ✆ | 12 |
| Atmos GIGA-N 32/125-4/2 | 4 | 6086296 | K | 4,525.– | K | 382.– | K | 382.– | K | ✆ | 12 |
| Atmos GIGA-N 32/160-2,2/2 | 2.2 | 6086579 | K | 4,332.– | K | 393.– | K | 393.– | K | ✆ | 12 |
| Atmos GIGA-N 32/160-3/2 | 3 | 6086578 | K | 4,541.– | K | 393.– | K | 393.– | K | ✆ | 12 |
| Atmos GIGA-N 32/160-4/2 | 4 | 6086577 | K | 4,686.– | K | 393.– | K | 393.– | K | ✆ | 12 |
| Atmos GIGA-N 32/160-5,5/2 | 5.5 | 6086576 | K | 5,062.– | K | 393.– | K | 393.– | K | ✆ | 12 |
| Atmos GIGA-N 32/160.1-1,5/2 | 1.5 | 6086598 | K | 4,204.– | K | 382.– | K | 382.– | K | ✆ | 12 |
| Atmos GIGA-N 32/160.1-2,2/2 | 2.2 | 6086597 | K | 4,270.– | K | 382.– | K | 382.– | K | ✆ | 12 |
| Atmos GIGA-N 32/160.1-3/2 | 3 | 6086596 | K | 4,477.– | K | 382.– | K | 382.– | K | ✆ | 12 |
| Atmos GIGA-N 32/160.1-4/2 | 4 | 6086595 | K | 4,623.– | K | 382.– | K | 382.– | K | ✆ | 12 |
| Atmos GIGA-N 32/200-3/2 | 3 | 6086570 | K | 4,566.– | K | 430.– | K | 430.– | K | ✆ | 12 |
| Atmos GIGA-N 32/200-4/2 | 4 | 6086569 | K | 4,710.– | K | 430.– | K | 430.– | K | ✆ | 12 |
| Atmos GIGA-N 32/200-5,5/2 | 5.5 | 6086568 | K | 5,087.– | K | 430.– | K | 430.– | K | ✆ | 12 |
| Atmos GIGA-N 32/200-7,5/2 | 7.5 | 6086567 | K | 5,390.– | K | 430.– | K | 430.– | K | ✆ | 12 |
| Atmos GIGA-N 32/250-5,5/2 | 5.5 | 6086559 | K | 5,875.– | K | 616.– | K | 616.– | K | ✆ | 12 |
| Atmos GIGA-N 32/250-7,5/2 | 7.5 | 6086558 | K | 6,177.– | K | 616.– | K | 616.– | K | ✆ | 12 |
| Atmos GIGA-N 32/250-11/2 | 11 | 6086557 | K | 7,135.– | K | 616.– | K | 616.– | K | ✆ | 12 |
| Atmos GIGA-N 32/250-15/2 | 15 | 6086556 | K | 7,639.– | K | 616.– | K | 616.– | K | ✆ | 12 |
| Atmos GIGA-N 32/250-18,5/2 | 18.5 | 6086555 | K | 8,011.– | K | 616.– | K | 616.– | K | ✆ | 12 |
| Atmos GIGA-N 40/125-2,2/2 | 2.2 | 6086310 | K | 4,366.– | K | 382.– | K | 382.– | K | ✆ | 12 |
| Atmos GIGA-N 40/125-3/2 | 3 | 6086311 | K | 4,575.– | K | 382.– | K | 382.– | K | ✆ | 12 |
| Atmos GIGA-N 40/125-4/2 | 4 | 6086312 | K | 4,721.– | K | 382.– | K | 382.– | K | ✆ | 12 |
| Atmos GIGA-N 40/125-5,5/2 | 5.5 | 6086313 | K | 5,096.– | K | 382.– | K | 382.– | K | ✆ | 12 |
| Atmos GIGA-N 40/160-3/2 | 3 | 6086548 | K | 4,733.– | K | 382.– | K | 382.– | K | ✆ | 12 |
| Atmos GIGA-N 40/160-4/2 | 4 | 6086547 | K | 4,879.– | K | 382.– | K | 382.– | K | ✆ | 12 |
| Atmos GIGA-N 40/160-5,5/2 | 5.5 | 6086546 | K | 5,254.– | K | 382.– | K | 382.– | K | ✆ | 12 |
| Atmos GIGA-N 40/160-7,5/2 | 7.5 | 6086545 | K | 5,557.– | K | 382.– | K | 382.– | K | ✆ | 12 |
| Atmos GIGA-N 40/160-11/2 | 11 | 6086544 | K | 6,514.– | K | 382.– | K | 382.– | K | ✆ | 12 |
| Atmos GIGA-N 40/200-5,5/2 | 5.5 | 6086299 | K | 5,333.– | K | 454.– | K | 454.– | K | ✆ | 12 |
| Atmos GIGA-N 40/200-7,5/2 | 7.5 | 6086538 | K | 5,636.– | K | 454.– | K | 454.– | K | ✆ | 12 |
| Atmos GIGA-N 40/200-11/2 | 11 | 6086537 | K | 6,594.– | K | 454.– | K | 454.– | K | ✆ | 12 |
| Atmos GIGA-N 40/200-15/2 | 15 | 6086536 | K | 7,099.– | K | 454.– | K | 454.– | K | ✆ | 12 |
| Atmos GIGA-N 40/250-11/2 | 11 | 6086527 | K | 6,960.– | K | 489.– | K | 489.– | K | ✆ | 12 |
| Atmos GIGA-N 40/250-15/2 | 15 | 6086526 | K | 7,464.– | K | 489.– | K | 489.– | K | ✆ | 12 |
| Atmos GIGA-N 40/250-18,5/2 | 18.5 | 6086525 | K | 7,837.– | K | 489.– | K | 489.– | K | ✆ | 12 |
| Atmos GIGA-N 40/250-22/2 | 22 | 6086524 | K | 8,942.– | K | 489.– | K | 489.– | K | ✆ | 12 |
| Atmos GIGA-N 40/250-30/2 | 30 | 6086523 | K | 11,039.– | K | 489.– | K | 489.– | K | ✆ | 12 |
| Atmos GIGA-N 40/315-22/2 | 22 | 6086515 | K | 10,044.– | K | 953.– | K | 953.– | A | ✆ | 13 |
| Atmos GIGA-N 40/315-30/2 | 30 | 6086514 | K | 12,141.– | K | 953.– | K | 953.– | A | ✆ | 13 |
| Atmos GIGA-N 40/315-37/2 | 37 | 6086513 | K | 12,892.– | K | 953.– | K | 953.– | A | ✆ | 13 |
| Atmos GIGA-N 40/315-45/2 | 45 | 6086512 | K | 15,028.– | K | 953.– | K | 953.– | A | ✆ | 13 |
| Atmos GIGA-N 40/315-55/2 | 55 | 6086511 | K | 17,433.– | K | 953.– | K | 953.– | A | ✆ | 13 |

🚚 = ready for delivery, L = supply availability, C = approx. 2 weeks, K = approx. 4 weeks, AX = up to 16 weeks delivery time, please inquire for every order, A = on request, ✆ = please contact Wilo
Subject to change – all prices do not include VAT. Our General Terms of Delivery and Service apply (see www.wilo.com/legal) – valid from 01/01/2022 in Germany.

Price group: PG4

| Ordering information (2-pole) with spacer coupling | | | | | | | | | | | |
|---|---|---|---|---|---|---|---|---|---|---|---|
| Type | Rated power | Art. no. | | | | Red brass impeller (L1 version) | | Stainless steel impeller (L4 version) | | –S1 | GRD group |
| | $P_2$ kW | | | EUR | | EUR | | EUR | | | |
| Atmos GIGA-N 50/125-3/2 | 3 | 6086318 | K | 4,908.– | K | 404.– | K | 404.– | K | | 12 |
| Atmos GIGA-N 50/125-4/2 | 4 | 6086319 | K | 5,055.– | K | 404.– | K | 404.– | K | | 12 |
| Atmos GIGA-N 50/125-5,5/2 | 5.5 | 6086320 | K | 5,429.– | K | 404.– | K | 404.– | K | | 12 |
| Atmos GIGA-N 50/125-7,5/2 | 7.5 | 6086321 | K | 5,731.– | K | 404.– | K | 404.– | K | | 12 |
| Atmos GIGA-N 50/160-4/2 | 4 | 6086329 | K | 4,930.– | K | 448.– | K | 448.– | K | | 12 |
| Atmos GIGA-N 50/160-5,5/2 | 5.5 | 6086330 | K | 5,306.– | K | 448.– | K | 448.– | K | | 12 |
| Atmos GIGA-N 50/160-7,5/2 | 7.5 | 6086331 | K | 5,608.– | K | 448.– | K | 448.– | K | | 12 |
| Atmos GIGA-N 50/160-11/2 | 11 | 6086326 | K | 6,564.– | K | 448.– | K | 448.– | K | | 12 |
| Atmos GIGA-N 50/200-7,5/2 | 7.5 | 6086505 | K | 5,788.– | K | 435.– | K | 435.– | K | | 12 |
| Atmos GIGA-N 50/200-11/2 | 11 | 6086504 | K | 6,746.– | K | 435.– | K | 435.– | K | | 12 |
| Atmos GIGA-N 50/200-15/2 | 15 | 6086503 | K | 7,251.– | K | 435.– | K | 435.– | K | | 12 |
| Atmos GIGA-N 50/200-18,5/2 | 18.5 | 6086502 | K | 7,623.– | K | 435.– | K | 435.– | K | | 12 |
| Atmos GIGA-N 50/200-22/2 | 22 | 6086501 | K | 8,727.– | K | 435.– | K | 435.– | K | | 12 |
| Atmos GIGA-N 50/250-15/2 | 15 | 6086492 | K | 7,829.– | K | 507.– | K | 507.– | K | | 12 |
| Atmos GIGA-N 50/250-18,5/2 | 18.5 | 6086491 | K | 8,203.– | K | 507.– | K | 507.– | K | | 12 |
| Atmos GIGA-N 50/250-22/2 | 22 | 6086490 | K | 9,308.– | K | 507.– | K | 507.– | K | | 12 |
| Atmos GIGA-N 50/250-30/2 | 30 | 6086489 | K | 11,405.– | K | 507.– | K | 507.– | K | | 12 |
| Atmos GIGA-N 50/250-37/2 | 37 | 6086488 | K | 12,156.– | K | 507.– | K | 507.– | K | | 12 |
| Atmos GIGA-N 50/315-30/2 | 30 | 6086482 | K | 12,355.– | K | 1,031.– | K | 1,031.– | A | | 13 |
| Atmos GIGA-N 50/315-37/2 | 37 | 6086481 | K | 13,106.– | K | 1,031.– | K | 1,031.– | A | | 13 |
| Atmos GIGA-N 50/315-45/2 | 45 | 6086480 | K | 15,242.– | K | 1,031.– | K | 1,031.– | A | | 13 |
| Atmos GIGA-N 50/315-55/2 | 55 | 6086479 | K | 17,646.– | K | 1,031.– | K | 1,031.– | A | | 13 |
| Atmos GIGA-N 50/315-75/2 | 75 | 6086478 | K | 22,457.– | K | 1,031.– | K | 1,031.– | A | | 13 |
| Atmos GIGA-N 65/125-4/2 | 4 | 6086339 | K | 4,906.– | K | 378.– | K | 378.– | K | | 12 |
| Atmos GIGA-N 65/125-5,5/2 | 5.5 | 6086340 | K | 5,282.– | K | 378.– | K | 378.– | K | | 12 |
| Atmos GIGA-N 65/125-7,5/2 | 7.5 | 6086341 | K | 5,584.– | K | 378.– | K | 378.– | K | | 12 |
| Atmos GIGA-N 65/125-11/2 | 11 | 6086336 | K | 6,541.– | K | 378.– | K | 378.– | K | | 12 |
| Atmos GIGA-N 65/160-7,5/2 | 7.5 | 6086351 | K | 5,728.– | K | 420.– | K | 420.– | K | | 12 |
| Atmos GIGA-N 65/160-11/2 | 11 | 6086346 | K | 6,684.– | K | 420.– | K | 420.– | K | | 12 |
| Atmos GIGA-N 65/160-15/2 | 15 | 6086347 | K | 7,189.– | K | 420.– | K | 420.– | K | | 12 |
| Atmos GIGA-N 65/160-18,5/2 | 18.5 | 6086348 | K | 7,562.– | K | 420.– | K | 420.– | K | | 12 |
| Atmos GIGA-N 65/200-11/2 | 11 | 6086354 | K | 7,405.– | K | 472.– | K | 472.– | K | | 12 |
| Atmos GIGA-N 65/200-15/2 | 15 | 6086355 | K | 7,909.– | K | 472.– | K | 472.– | K | | 12 |
| Atmos GIGA-N 65/200-18,5/2 | 18.5 | 6086356 | K | 8,281.– | K | 472.– | K | 472.– | K | | 12 |
| Atmos GIGA-N 65/200-22/2 | 22 | 6086358 | K | 9,386.– | K | 472.– | K | 472.– | K | | 12 |
| Atmos GIGA-N 65/200-30/2 | 30 | 6086360 | K | 11,484.– | K | 472.– | K | 472.– | K | | 12 |
| Atmos GIGA-N 65/200-37/2 | 37 | 6086361 | K | 12,235.– | K | 472.– | K | 472.– | K | | 12 |
| Atmos GIGA-N 65/250-22/2 | 22 | 6086470 | K | 9,833.– | K | 713.– | K | 713.– | A | | 13 |
| Atmos GIGA-N 65/250-30/2 | 30 | 6086469 | K | 11,930.– | K | 713.– | K | 713.– | A | | 13 |
| Atmos GIGA-N 65/250-37/2 | 37 | 6086468 | K | 12,681.– | K | 713.– | K | 713.– | A | | 13 |
| Atmos GIGA-N 65/250-45/2 | 45 | 6086467 | K | 14,819.– | K | 713.– | K | 713.– | A | | 13 |
| Atmos GIGA-N 65/250-55/2 | 55 | 6086466 | K | 17,221.– | K | 713.– | K | 713.– | A | | 13 |
| Atmos GIGA-N 65/315-45/2 | 45 | 6086458 | K | 15,793.– | K | 1,041.– | K | 1,041.– | A | | 13 |
| Atmos GIGA-N 65/315-55/2 | 55 | 6086457 | K | 18,196.– | K | 1,041.– | K | 1,041.– | A | | 13 |
| Atmos GIGA-N 65/315-75/2 | 75 | 6086456 | K | 23,008.– | K | 1,041.– | K | 1,041.– | A | | 13 |

= ready for delivery, L = supply availability, C = approx. 2 weeks, K = approx. 4 weeks, AX = up to 16 weeks delivery time, please inquire for every order, A = on request, = please contact Wilo
Subject to change – all prices do not include VAT. Our General Terms of Delivery and Service apply (see www.wilo.com/legal) – valid from 01/01/2022 in Germany.

Price group: PG4

| Ordering information (2-pole) with spacer coupling | | | | | | | | | | | |
|---|---|---|---|---|---|---|---|---|---|---|---|
| Type | Rated power | Art. no. | | | | Red brass impeller (L1 version) | | Stainless steel impeller (L4 version) | | –S1 | GRD group |
| | $P_2$ kW | | | EUR | | EUR | | EUR | | | |
| Atmos GIGA-N 65/315-90/2 | 90 | 6086455 | K | 24,403.– | K | 1,041.– | K | 1,041.– | A | ✆ | 13 |
| Atmos GIGA-N 65/315-110/2 | 110 | 6086454 | K | 31,361.– | K | 1,041.– | K | 1,041.– | A | ✆ | 13 |
| Atmos GIGA-N 80/160-11/2 | 11 | 6086365 | K | 7,487.– | K | 470.– | K | 470.– | K | ✆ | 12 |
| Atmos GIGA-N 80/160-15/2 | 15 | 6086366 | K | 7,990.– | K | 470.– | K | 470.– | K | ✆ | 12 |
| Atmos GIGA-N 80/160-18,5/2 | 18.5 | 6086367 | K | 8,362.– | K | 470.– | K | 470.– | K | ✆ | 12 |
| Atmos GIGA-N 80/160-22/2 | 22 | 6086369 | K | 9,468.– | K | 470.– | K | 470.– | K | ✆ | 12 |
| Atmos GIGA-N 80/160-30/2 | 30 | 6086371 | K | 11,564.– | K | 470.– | K | 470.– | K | ✆ | 12 |
| Atmos GIGA-N 80/200-18,5/2 | 18.5 | 6086373 | K | 8,748.– | K | 647.– | K | 647.– | A | ✆ | 13 |
| Atmos GIGA-N 80/200-22/2 | 22 | 6086375 | K | 9,855.– | K | 647.– | K | 647.– | A | ✆ | 13 |
| Atmos GIGA-N 80/200-30/2 | 30 | 6086377 | K | 11,951.– | K | 647.– | K | 647.– | A | ✆ | 13 |
| Atmos GIGA-N 80/200-37/2 | 37 | 6086378 | K | 12,703.– | K | 647.– | K | 647.– | A | ✆ | 13 |
| Atmos GIGA-N 80/200-45/2 | 45 | 6086380 | K | 14,838.– | K | 647.– | K | 647.– | A | ✆ | 13 |
| Atmos GIGA-N 80/200-55/2 | 55 | 6086382 | K | 17,243.– | K | 647.– | K | 647.– | A | ✆ | 13 |
| Atmos GIGA-N 80/250-37/2 | 37 | 6086446 | K | 13,655.– | K | 791.– | K | 791.– | A | ✆ | 13 |
| Atmos GIGA-N 80/250-45/2 | 45 | 6086445 | K | 15,790.– | K | 791.– | K | 791.– | A | ✆ | 13 |
| Atmos GIGA-N 80/250-55/2 | 55 | 6086444 | K | 18,194.– | K | 791.– | K | 791.– | A | ✆ | 13 |
| Atmos GIGA-N 80/250-75/2 | 75 | 6086443 | K | 23,007.– | K | 791.– | K | 791.– | A | ✆ | 13 |
| Atmos GIGA-N 80/250-90/2 | 90 | 6086442 | K | 24,400.– | K | 791.– | K | 791.– | A | ✆ | 13 |
| Atmos GIGA-N 80/315-75/2 | 75 | 6086398 | K | 23,558.– | K | 1,123.– | K | 1,123.– | A | ✆ | 13 |
| Atmos GIGA-N 80/315-90/2 | 90 | 6086397 | K | 24,955.– | K | 1,123.– | K | 1,123.– | A | ✆ | 13 |
| Atmos GIGA-N 80/315.1-90/2 | 90 | 6086406 | K | 25,375.– | K | 1,590.– | K | 1,590.– | A | ✆ | 14 |
| Atmos GIGA-N 80/315.1-110/2 | 110 | 6086405 | K | 32,333.– | K | 1,590.– | K | 1,590.– | A | ✆ | 14 |
| Atmos GIGA-N 80/315.1-132/2 | 132 | 6086404 | K | 36,225.– | K | 1,590.– | K | 1,590.– | A | ✆ | 14 |
| Atmos GIGA-N 80/315.1-160/2 | 160 | 6086297 | K | 42,542.– | K | 1,590.– | K | 1,590.– | A | ✆ | 14 |
| Atmos GIGA-N 100/160-18,5/2 | 18.5 | 6086205 | K | 7,462.– | K | 613.– | K | 613.– | A | ✆ | 13 |
| Atmos GIGA-N 100/160-22/2 | 22 | 6086207 | K | 8,568.– | K | 613.– | K | 613.– | A | ✆ | 13 |
| Atmos GIGA-N 100/160-30/2 | 30 | 6086209 | K | 10,664.– | K | 613.– | K | 613.– | A | ✆ | 13 |
| Atmos GIGA-N 100/200-30/2 | 30 | 6086216 | K | 12,656.– | K | 714.– | K | 714.– | A | ✆ | 13 |
| Atmos GIGA-N 100/200-37/2 | 37 | 6086217 | K | 13,409.– | K | 714.– | K | 714.– | A | ✆ | 13 |
| Atmos GIGA-N 100/200-45/2 | 45 | 6086219 | K | 15,544.– | K | 714.– | K | 714.– | A | ✆ | 13 |
| Atmos GIGA-N 100/200-55/2 | 55 | 6086221 | K | 17,949.– | K | 714.– | K | 714.– | A | ✆ | 13 |
| Atmos GIGA-N 100/200-75/2 | 75 | 6086223 | K | 22,760.– | K | 714.– | K | 714.– | A | ✆ | 13 |
| Atmos GIGA-N 100/250-55/2 | 55 | 6086227 | K | 18,482.– | K | 865.– | K | 865.– | A | ✆ | 13 |
| Atmos GIGA-N 100/250-75/2 | 75 | 6086229 | K | 23,293.– | K | 865.– | K | 865.– | A | ✆ | 13 |
| Atmos GIGA-N 100/250-90/2 | 90 | 6086230 | K | 24,690.– | K | 865.– | K | 865.– | A | ✆ | 13 |
| Atmos GIGA-N 100/250.1-90/2 | 90 | 6086233 | K | 26,346.– | K | 865.– | K | 865.– | A | ✆ | 14 |
| Atmos GIGA-N 100/250.1-110/2 | 110 | 6086231 | K | 33,303.– | K | 865.– | K | 865.– | A | ✆ | 14 |
| Atmos GIGA-N 100/250.1-132/2 | 132 | 6086232 | K | 37,199.– | K | 865.– | K | 865.– | A | ✆ | 14 |
| Atmos GIGA-N 100/315.1-90/2 | 90 | 6086417 | K | 27,515.– | K | 1,192.– | K | 1,192.– | A | ✆ | 14 |
| Atmos GIGA-N 100/315.1-110/2 | 110 | 6086416 | K | 34,471.– | K | 1,192.– | K | 1,192.– | A | ✆ | 14 |
| Atmos GIGA-N 100/315.1-132/2 | 132 | 6086415 | K | 38,365.– | K | 1,192.– | K | 1,192.– | A | ✆ | 14 |
| Atmos GIGA-N 100/315.1-160/2 | 160 | 6086414 | K | 44,680.– | K | 1,192.– | K | 1,192.– | A | ✆ | 14 |
| Atmos GIGA-N 100/315.1-200/2 | 200 | 6086413 | K | 52,786.– | K | 1,192.– | K | 1,192.– | A | ✆ | 14 |
| Atmos GIGA-N 125/200-45/2 | 45 | 6086237 | K | 15,974.– | K | 711.– | K | 711.– | A | ✆ | 13 |
| Atmos GIGA-N 125/200-55/2 | 55 | 6086239 | K | 18,377.– | K | 711.– | K | 711.– | A | ✆ | 13 |

🚚 = ready for delivery, L = supply availability, C = approx. 2 weeks, K = approx. 4 weeks, AX = up to 16 weeks delivery time, please inquire for every order, A = on request, ✆ = please contact Wilo
Subject to change – all prices do not include VAT. Our General Terms of Delivery and Service apply (see www.wilo.com/legal) – valid from 01/01/2022 in Germany.

Price group: PG4

## Ordering information (2-pole) with spacer coupling

| Type | Rated power | Art. no. | | | Red brass impeller (L1 version) | | Stainless steel impeller (L4 version) | | –S1 | GRD group |
|---|---|---|---|---|---|---|---|---|---|---|
| | $P_2$ kW | | | EUR | | EUR | | EUR | | |
| Atmos GIGA-N 125/200-75/2 | 75 | 6086241 | K | 23,189.– | K | 711.– | K | 711.– | A | 13 |
| Atmos GIGA-N 125/200-90/2 | 90 | 6086242 | K | 24,585.– | K | 711.– | K | 711.– | A | 13 |
| Atmos GIGA-N 125/250-75/2 | 75 | 6086252 | K | 23,987.– | K | 892.– | K | 892.– | A | 13 |
| Atmos GIGA-N 125/250-90/2 | 90 | 6086253 | K | 25,382.– | K | 892.– | K | 892.– | A | 13 |
| Atmos GIGA-N 125/250-110/2 | 110 | 6086581 | K | 34,416.– | K | 892.– | K | 892.– | A | 14 |
| Atmos GIGA-N 125/250-132/2 | 132 | 6086583 | K | 38,309.– | K | 892.– | K | 892.– | A | 14 |
| Atmos GIGA-N 125/250-160/2 | 160 | 6086213 | K | 44,625.– | K | 892.– | K | 892.– | A | 14 |
| Atmos GIGA-N 125/250.1-90/2 | 90 | 6086254 | K | 27,459.– | K | 892.– | K | 892.– | A | 14 |
| Atmos GIGA-N 150/200-75/2 | 75 | 6086271 | K | 25,718.– | K | 923.– | K | 923.– | A | 13 |
| Atmos GIGA-N 150/200-90/2 | 90 | 6086272 | K | 27,115.– | K | 923.– | K | 923.– | A | 13 |
| Atmos GIGA-N 150/200-110/2 | 110 | 6086268 | K | 34,070.– | K | 923.– | K | 923.– | A | 13 |
| Atmos GIGA-N 150/250-90/2 | 90 | 6086282 | K | 28,105.– | K | 1,224.– | K | 1,224.– | A | 14 |
| Atmos GIGA-N 150/250-110/2 | 110 | 6086274 | K | 35,061.– | K | 1,224.– | K | 1,224.– | A | 14 |
| Atmos GIGA-N 150/250-132/2 | 132 | 6086275 | K | 38,956.– | K | 1,224.– | K | 1,224.– | A | 14 |
| Atmos GIGA-N 150/250-160/2 | 160 | 6086277 | K | 45,270.– | K | 1,224.– | K | 1,224.– | A | 14 |
| Atmos GIGA-N 150/250-200/2 | 200 | 6086279 | K | 53,376.– | K | 1,224.– | K | 1,224.– | A | 14 |

Price group: PG4

## Ordering information (2-pole) without spacer coupling

| Type | Rated power | Art. no. | | | Red brass impeller (L1 version) | | Stainless steel impeller (L4 version) | | –S1 | GRD group |
|---|---|---|---|---|---|---|---|---|---|---|
| | $P_2$ kW | | | EUR | | EUR | | EUR | | |
| Atmos GIGA-N 32/125-1,1/2-P5 | 1.1 | 6086700 | K | 3,860.– | K | 382.– | K | 382.– | K | 12 |
| Atmos GIGA-N 32/125-1,5/2-P5 | 1.5 | 6086701 | K | 3,942.– | K | 382.– | K | 382.– | K | 12 |
| Atmos GIGA-N 32/125-2,2/2-P5 | 2.2 | 6086702 | K | 3,890.– | K | 382.– | K | 382.– | K | 12 |
| Atmos GIGA-N 32/125-3/2-P5 | 3 | 6086703 | K | 4,097.– | K | 382.– | K | 382.– | K | 12 |
| Atmos GIGA-N 32/125-4/2-P5 | 4 | 6086704 | K | 4,244.– | K | 382.– | K | 382.– | K | 12 |
| Atmos GIGA-N 32/160-2,2/2-P5 | 2.2 | 6086987 | K | 4,169.– | K | 393.– | K | 393.– | K | 12 |
| Atmos GIGA-N 32/160-3/2-P5 | 3 | 6086986 | K | 4,257.– | K | 393.– | K | 393.– | K | 12 |
| Atmos GIGA-N 32/160-4/2-P5 | 4 | 6086985 | K | 4,405.– | K | 393.– | K | 393.– | K | 12 |
| Atmos GIGA-N 32/160-5,5/2-P5 | 5.5 | 6086984 | K | 4,778.– | K | 393.– | K | 393.– | K | 12 |
| Atmos GIGA-N 32/160.1-1,5/2-P5 | 1.5 | 6087006 | K | 4,039.– | K | 382.– | K | 382.– | K | 12 |
| Atmos GIGA-N 32/160.1-2,2/2-P5 | 2.2 | 6087005 | K | 4,105.– | K | 382.– | K | 382.– | K | 12 |
| Atmos GIGA-N 32/160.1-3/2-P5 | 3 | 6087004 | K | 4,195.– | K | 382.– | K | 382.– | K | 12 |
| Atmos GIGA-N 32/160.1-4/2-P5 | 4 | 6087003 | K | 4,342.– | K | 382.– | K | 382.– | K | 12 |
| Atmos GIGA-N 32/200-3/2-P5 | 3 | 6086978 | K | 4,283.– | K | 430.– | K | 430.– | K | 12 |
| Atmos GIGA-N 32/200-4/2-P5 | 4 | 6086977 | K | 4,430.– | K | 430.– | K | 430.– | K | 12 |
| Atmos GIGA-N 32/200-5,5/2-P5 | 5.5 | 6086976 | K | 4,804.– | K | 430.– | K | 430.– | K | 12 |
| Atmos GIGA-N 32/200-7,5/2-P5 | 7.5 | 6086975 | K | 5,107.– | K | 430.– | K | 430.– | K | 12 |
| Atmos GIGA-N 32/250-5,5/2-P5 | 5.5 | 6086967 | K | 5,593.– | K | 616.– | K | 616.– | K | 12 |
| Atmos GIGA-N 32/250-7,5/2-P5 | 7.5 | 6086966 | K | 5,895.– | K | 616.– | K | 616.– | K | 12 |
| Atmos GIGA-N 32/250-11/2-P5 | 11 | 6086965 | K | 6,852.– | K | 616.– | K | 616.– | K | 12 |
| Atmos GIGA-N 32/250-15/2-P5 | 15 | 6086964 | K | 7,356.– | K | 616.– | K | 616.– | K | 12 |

= ready for delivery, L = supply availability, C = approx. 2 weeks, K = approx. 4 weeks, AX = up to 16 weeks delivery time, please inquire for every order, A = on request, = please contact Wilo
Subject to change – all prices do not include VAT. Our General Terms of Delivery and Service apply (see www.wilo.com/legal) – valid from 01/01/2022 in Germany.

Price group: PG4

| Ordering information (2-pole) without spacer coupling | | | | | | | | | | | |
|---|---|---|---|---|---|---|---|---|---|---|---|
| Type | Rated power | Art. no. | | | | Red brass impeller (L1 version) | | Stainless steel impeller (L4 version) | | –S1 | GRD group |
| | $P_2$ kW | | | EUR | | EUR | | EUR | | | |
| Atmos GIGA-N 32/250-18,5/2-P5 | 18.5 | 6086963 | K | 7,727.– | K | 616.– | K | 616.– | K | ✆ | 12 |
| Atmos GIGA-N 40/125-2,2/2-P5 | 2.2 | 6086718 | K | 4,204.– | K | 382.– | K | 382.– | K | ✆ | 12 |
| Atmos GIGA-N 40/125-3/2-P5 | 3 | 6086719 | K | 4,293.– | K | 382.– | K | 382.– | K | ✆ | 12 |
| Atmos GIGA-N 40/125-4/2-P5 | 4 | 6086720 | K | 4,439.– | K | 382.– | K | 382.– | K | ✆ | 12 |
| Atmos GIGA-N 40/125-5,5/2-P5 | 5.5 | 6086721 | K | 4,813.– | K | 382.– | K | 382.– | K | ✆ | 12 |
| Atmos GIGA-N 40/160-3/2-P5 | 3 | 6086956 | K | 4,450.– | K | 382.– | K | 382.– | K | ✆ | 12 |
| Atmos GIGA-N 40/160-4/2-P5 | 4 | 6086955 | K | 4,597.– | K | 382.– | K | 382.– | K | ✆ | 12 |
| Atmos GIGA-N 40/160-5,5/2-P5 | 5.5 | 6086954 | K | 4,971.– | K | 382.– | K | 382.– | K | ✆ | 12 |
| Atmos GIGA-N 40/160-7,5/2-P5 | 7.5 | 6086953 | K | 5,274.– | K | 382.– | K | 382.– | K | ✆ | 12 |
| Atmos GIGA-N 40/160-11/2-P5 | 11 | 6086952 | K | 6,231.– | K | 382.– | K | 382.– | K | ✆ | 12 |
| Atmos GIGA-N 40/200-5,5/2-P5 | 5.5 | 6086300 | K | 5,053.– | K | 454.– | K | 454.– | K | ✆ | 12 |
| Atmos GIGA-N 40/200-7,5/2-P5 | 7.5 | 6086946 | K | 5,353.– | K | 454.– | K | 454.– | K | ✆ | 12 |
| Atmos GIGA-N 40/200-11/2-P5 | 11 | 6086945 | K | 6,310.– | K | 454.– | K | 454.– | K | ✆ | 12 |
| Atmos GIGA-N 40/200-15/2-P5 | 15 | 6086944 | K | 6,815.– | K | 454.– | K | 454.– | K | ✆ | 12 |
| Atmos GIGA-N 40/250-11/2-P5 | 11 | 6086935 | K | 6,679.– | K | 489.– | K | 489.– | K | ✆ | 12 |
| Atmos GIGA-N 40/250-15/2-P5 | 15 | 6086934 | K | 7,184.– | K | 489.– | K | 489.– | K | ✆ | 12 |
| Atmos GIGA-N 40/250-18,5/2-P5 | 18.5 | 6086933 | K | 7,556.– | K | 489.– | K | 489.– | K | ✆ | 12 |
| Atmos GIGA-N 40/250-22/2-P5 | 22 | 6086932 | K | 8,621.– | K | 489.– | K | 489.– | K | ✆ | 12 |
| Atmos GIGA-N 40/250-30/2-P5 | 30 | 6086931 | K | 10,719.– | K | 489.– | K | 489.– | K | ✆ | 12 |
| Atmos GIGA-N 40/315-22/2-P5 | 22 | 6086923 | K | 9,723.– | K | 953.– | K | 953.– | A | ✆ | 13 |
| Atmos GIGA-N 40/315-30/2-P5 | 30 | 6086922 | K | 11,820.– | K | 953.– | K | 953.– | A | ✆ | 13 |
| Atmos GIGA-N 40/315-37/2-P5 | 37 | 6086921 | K | 12,571.– | K | 953.– | K | 953.– | A | ✆ | 13 |
| Atmos GIGA-N 40/315-45/2-P5 | 45 | 6086920 | K | 14,618.– | K | 953.– | K | 953.– | A | ✆ | 13 |
| Atmos GIGA-N 40/315-55/2-P5 | 55 | 6086919 | K | 17,017.– | K | 953.– | K | 953.– | A | ✆ | 13 |
| Atmos GIGA-N 50/125-3/2-P5 | 3 | 6086726 | K | 4,626.– | K | 404.– | K | 404.– | K | ✆ | 12 |
| Atmos GIGA-N 50/125-4/2-P5 | 4 | 6086727 | K | 4,771.– | K | 404.– | K | 404.– | K | ✆ | 12 |
| Atmos GIGA-N 50/125-5,5/2-P5 | 5.5 | 6086728 | K | 5,147.– | K | 404.– | K | 404.– | K | ✆ | 12 |
| Atmos GIGA-N 50/125-7,5/2-P5 | 7.5 | 6086729 | K | 5,449.– | K | 404.– | K | 404.– | K | ✆ | 12 |
| Atmos GIGA-N 50/160-4/2-P5 | 4 | 6086737 | K | 4,649.– | K | 448.– | K | 448.– | K | ✆ | 12 |
| Atmos GIGA-N 50/160-5,5/2-P5 | 5.5 | 6086738 | K | 5,023.– | K | 448.– | K | 448.– | K | ✆ | 12 |
| Atmos GIGA-N 50/160-7,5/2-P5 | 7.5 | 6086739 | K | 5,326.– | K | 448.– | K | 448.– | K | ✆ | 12 |
| Atmos GIGA-N 50/160-11/2-P5 | 11 | 6086734 | K | 6,284.– | K | 448.– | K | 448.– | K | ✆ | 12 |
| Atmos GIGA-N 50/200-7,5/2-P5 | 7.5 | 6086913 | K | 5,507.– | K | 435.– | K | 435.– | K | ✆ | 12 |
| Atmos GIGA-N 50/200-11/2-P5 | 11 | 6086912 | K | 6,464.– | K | 435.– | K | 435.– | K | ✆ | 12 |
| Atmos GIGA-N 50/200-15/2-P5 | 15 | 6086911 | K | 6,968.– | K | 435.– | K | 435.– | K | ✆ | 12 |
| Atmos GIGA-N 50/200-18,5/2-P5 | 18.5 | 6086910 | K | 7,340.– | K | 435.– | K | 435.– | K | ✆ | 12 |
| Atmos GIGA-N 50/200-22/2-P5 | 22 | 6086909 | K | 8,407.– | K | 435.– | K | 435.– | K | ✆ | 12 |
| Atmos GIGA-N 50/250-15/2-P5 | 15 | 6086900 | K | 7,549.– | K | 507.– | K | 507.– | K | ✆ | 12 |
| Atmos GIGA-N 50/250-18,5/2-P5 | 18.5 | 6086899 | K | 7,920.– | K | 507.– | K | 507.– | K | ✆ | 12 |
| Atmos GIGA-N 50/250-22/2-P5 | 22 | 6086898 | K | 8,987.– | K | 507.– | K | 507.– | K | ✆ | 12 |
| Atmos GIGA-N 50/250-30/2-P5 | 30 | 6086897 | K | 11,085.– | K | 507.– | K | 507.– | K | ✆ | 12 |
| Atmos GIGA-N 50/250-37/2-P5 | 37 | 6086896 | K | 11,835.– | K | 507.– | K | 507.– | K | ✆ | 12 |
| Atmos GIGA-N 50/315-30/2-P5 | 30 | 6086890 | K | 12,033.– | K | 1,031.– | K | 1,031.– | A | ✆ | 13 |
| Atmos GIGA-N 50/315-37/2-P5 | 37 | 6086889 | K | 12,785.– | K | 1,031.– | K | 1,031.– | A | ✆ | 13 |
| Atmos GIGA-N 50/315-45/2-P5 | 45 | 6086888 | K | 14,832.– | K | 1,031.– | K | 1,031.– | A | ✆ | 13 |

🚚 = ready for delivery, L = supply availability, C = approx. 2 weeks, K = approx. 4 weeks, AX = up to 16 weeks delivery time, please inquire for every order, A = on request, ✆ = please contact Wilo
Subject to change – all prices do not include VAT. Our General Terms of Delivery and Service apply (see www.wilo.com/legal) – valid from 01/01/2022 in Germany.

Price group: PG4

| Ordering information (2-pole) without spacer coupling | | | | | | | | | | | |
|---|---|---|---|---|---|---|---|---|---|---|---|
| Type | Rated power | Art. no. | | | | Red brass impeller (L1 version) | | Stainless steel impeller (L4 version) | | –S1 | GRD group |
| | $P_2$ kW | | | EUR | | EUR | | EUR | | | |
| Atmos GIGA-N 50/315-55/2-P5 | 55 | 6086887 | K | 17,228.– | K | 1,031.– | K | 1,031.– | A | ✆ | 13 |
| Atmos GIGA-N 50/315-75/2-P5 | 75 | 6086886 | K | 21,955.– | K | 1,031.– | K | 1,031.– | A | ✆ | 13 |
| Atmos GIGA-N 65/125-4/2-P5 | 4 | 6086747 | K | 4,625.– | K | 378.– | K | 378.– | K | ✆ | 12 |
| Atmos GIGA-N 65/125-5,5/2-P5 | 5.5 | 6086748 | K | 4,999.– | K | 378.– | K | 378.– | K | ✆ | 12 |
| Atmos GIGA-N 65/125-7,5/2-P5 | 7.5 | 6086749 | K | 5,302.– | K | 378.– | K | 378.– | K | ✆ | 12 |
| Atmos GIGA-N 65/125-11/2-P5 | 11 | 6086744 | K | 6,260.– | K | 378.– | K | 378.– | K | ✆ | 12 |
| Atmos GIGA-N 65/160-7,5/2-P5 | 7.5 | 6086759 | K | 5,445.– | K | 420.– | K | 420.– | K | ✆ | 12 |
| Atmos GIGA-N 65/160-11/2-P5 | 11 | 6086754 | K | 6,403.– | K | 420.– | K | 420.– | K | ✆ | 12 |
| Atmos GIGA-N 65/160-15/2-P5 | 15 | 6086755 | K | 6,907.– | K | 420.– | K | 420.– | K | ✆ | 12 |
| Atmos GIGA-N 65/160-18,5/2-P5 | 18.5 | 6086756 | K | 7,279.– | K | 420.– | K | 420.– | K | ✆ | 12 |
| Atmos GIGA-N 65/200-11/2-P5 | 11 | 6086762 | K | 7,122.– | K | 472.– | K | 472.– | K | ✆ | 12 |
| Atmos GIGA-N 65/200-15/2-P5 | 15 | 6086763 | K | 7,627.– | K | 472.– | K | 472.– | K | ✆ | 12 |
| Atmos GIGA-N 65/200-18,5/2-P5 | 18.5 | 6086764 | K | 8,001.– | K | 472.– | K | 472.– | K | ✆ | 12 |
| Atmos GIGA-N 65/200-22/2-P5 | 22 | 6086766 | K | 9,065.– | K | 472.– | K | 472.– | K | ✆ | 12 |
| Atmos GIGA-N 65/200-30/2-P5 | 30 | 6086768 | K | 11,164.– | K | 472.– | K | 472.– | K | ✆ | 12 |
| Atmos GIGA-N 65/200-37/2-P5 | 37 | 6086769 | K | 11,915.– | K | 472.– | K | 472.– | K | ✆ | 12 |
| Atmos GIGA-N 65/250-22/2-P5 | 22 | 6086878 | K | 9,512.– | K | 713.– | K | 713.– | A | ✆ | 13 |
| Atmos GIGA-N 65/250-30/2-P5 | 30 | 6086877 | K | 11,610.– | K | 713.– | K | 713.– | A | ✆ | 13 |
| Atmos GIGA-N 65/250-37/2-P5 | 37 | 6086876 | K | 12,361.– | K | 713.– | K | 713.– | A | ✆ | 13 |
| Atmos GIGA-N 65/250-45/2-P5 | 45 | 6086875 | K | 14,409.– | K | 713.– | K | 713.– | A | ✆ | 13 |
| Atmos GIGA-N 65/250-55/2-P5 | 55 | 6086874 | K | 16,806.– | K | 713.– | K | 713.– | A | ✆ | 13 |
| Atmos GIGA-N 65/315-45/2-P5 | 45 | 6086866 | K | 15,383.– | K | 1,041.– | K | 1,041.– | A | ✆ | 13 |
| Atmos GIGA-N 65/315-55/2-P5 | 55 | 6086865 | K | 17,781.– | K | 1,041.– | K | 1,041.– | A | ✆ | 13 |
| Atmos GIGA-N 65/315-75/2-P5 | 75 | 6086864 | K | 22,507.– | K | 1,041.– | K | 1,041.– | A | ✆ | 13 |
| Atmos GIGA-N 65/315-90/2-P5 | 90 | 6086863 | K | 23,902.– | K | 1,041.– | K | 1,041.– | A | ✆ | 13 |
| Atmos GIGA-N 65/315-110/2-P5 | 110 | 6086862 | K | 30,809.– | K | 1,041.– | K | 1,041.– | A | ✆ | 13 |
| Atmos GIGA-N 80/160-11/2-P5 | 11 | 6086773 | K | 7,203.– | K | 470.– | K | 470.– | K | ✆ | 12 |
| Atmos GIGA-N 80/160-15/2-P5 | 15 | 6086774 | K | 7,708.– | K | 470.– | K | 470.– | K | ✆ | 12 |
| Atmos GIGA-N 80/160-18,5/2-P5 | 18.5 | 6086775 | K | 8,081.– | K | 470.– | K | 470.– | K | ✆ | 12 |
| Atmos GIGA-N 80/160-22/2-P5 | 22 | 6086777 | K | 9,148.– | K | 470.– | K | 470.– | K | ✆ | 12 |
| Atmos GIGA-N 80/160-30/2-P5 | 30 | 6086779 | K | 11,244.– | K | 470.– | K | 470.– | K | ✆ | 12 |
| Atmos GIGA-N 80/200-18,5/2-P5 | 18.5 | 6086781 | K | 8,466.– | K | 647.– | K | 647.– | A | ✆ | 13 |
| Atmos GIGA-N 80/200-22/2-P5 | 22 | 6086783 | K | 9,534.– | K | 647.– | K | 647.– | A | ✆ | 13 |
| Atmos GIGA-N 80/200-30/2-P5 | 30 | 6086785 | K | 11,629.– | K | 647.– | K | 647.– | A | ✆ | 13 |
| Atmos GIGA-N 80/200-37/2-P5 | 37 | 6086786 | K | 12,382.– | K | 647.– | K | 647.– | A | ✆ | 13 |
| Atmos GIGA-N 80/200-45/2-P5 | 45 | 6086788 | K | 14,429.– | K | 647.– | K | 647.– | A | ✆ | 13 |
| Atmos GIGA-N 80/200-55/2-P5 | 55 | 6086790 | K | 16,827.– | K | 647.– | K | 647.– | A | ✆ | 13 |
| Atmos GIGA-N 80/250-37/2-P5 | 37 | 6086854 | K | 13,334.– | K | 791.– | K | 791.– | A | ✆ | 13 |
| Atmos GIGA-N 80/250-45/2-P5 | 45 | 6086853 | K | 15,381.– | K | 791.– | K | 791.– | A | ✆ | 13 |
| Atmos GIGA-N 80/250-55/2-P5 | 55 | 6086852 | K | 17,778.– | K | 791.– | K | 791.– | A | ✆ | 13 |
| Atmos GIGA-N 80/250-75/2-P5 | 75 | 6086851 | K | 22,504.– | K | 791.– | K | 791.– | A | ✆ | 13 |
| Atmos GIGA-N 80/250-90/2-P5 | 90 | 6086850 | K | 23,900.– | K | 791.– | K | 791.– | A | ✆ | 13 |
| Atmos GIGA-N 80/315-75/2-P5 | 75 | 6086806 | K | 23,058.– | K | 1,123.– | K | 1,123.– | A | ✆ | 13 |
| Atmos GIGA-N 80/315-90/2-P5 | 90 | 6086805 | K | 24,454.– | K | 1,123.– | K | 1,123.– | A | ✆ | 13 |
| Atmos GIGA-N 80/315.1-90/2-P5 | 90 | 6086814 | K | 24,876.– | K | 1,590.– | K | 1,590.– | A | ✆ | 14 |

🚚 = ready for delivery, L = supply availability, C = approx. 2 weeks, K = approx. 4 weeks, AX = up to 16 weeks delivery time, please inquire for every order, A = on request, ✆ = please contact Wilo
Subject to change – all prices do not include VAT. Our General Terms of Delivery and Service apply (see www.wilo.com/legal) – valid from 01/01/2022 in Germany.

Price group: PG4

| Ordering information (2-pole) without spacer coupling | | | | | | | | | | | |
|---|---|---|---|---|---|---|---|---|---|---|---|
| Type | Rated power | Art. no. | | | | Red brass impeller (L1 version) | | Stainless steel impeller (L4 version) | | –S1 | GRD group |
| | $P_2$ kW | | | EUR | | EUR | | EUR | | | |
| Atmos GIGA-N 80/315.1-110/2-P5 | 110 | 6086813 | K | 31,831.– | K | 1,590.– | K | 1,590.– | A | | 14 |
| Atmos GIGA-N 80/315.1-132/2-P5 | 132 | 6086812 | K | 35,726.– | K | 1,590.– | K | 1,590.– | A | | 14 |
| Atmos GIGA-N 80/315.1-160/2-P5 | 160 | 6086298 | K | 42,041.– | K | 1,590.– | K | 1,590.– | A | | 14 |
| Atmos GIGA-N 100/160-18,5/2-P5 | 18.5 | 6086613 | K | 7,180.– | K | 613.– | K | 613.– | A | | 13 |
| Atmos GIGA-N 100/160-22/2-P5 | 22 | 6086615 | K | 8,247.– | K | 613.– | K | 613.– | A | | 13 |
| Atmos GIGA-N 100/160-30/2-P5 | 30 | 6086617 | K | 10,344.– | K | 613.– | K | 613.– | A | | 13 |
| Atmos GIGA-N 100/200-30/2-P5 | 30 | 6086624 | K | 12,335.– | K | 714.– | K | 714.– | A | | 13 |
| Atmos GIGA-N 100/200-37/2-P5 | 37 | 6086625 | K | 13,088.– | K | 714.– | K | 714.– | A | | 13 |
| Atmos GIGA-N 100/200-45/2-P5 | 45 | 6086627 | K | 15,129.– | K | 714.– | K | 714.– | A | | 13 |
| Atmos GIGA-N 100/200-55/2-P5 | 55 | 6086629 | K | 17,533.– | K | 714.– | K | 714.– | A | | 13 |
| Atmos GIGA-N 100/200-75/2-P5 | 75 | 6086631 | K | 22,259.– | K | 714.– | K | 714.– | A | | 13 |
| Atmos GIGA-N 100/250-55/2-P5 | 55 | 6086635 | K | 18,067.– | K | 865.– | K | 865.– | A | | 13 |
| Atmos GIGA-N 100/250-75/2-P5 | 75 | 6086637 | K | 22,793.– | K | 865.– | K | 865.– | A | | 13 |
| Atmos GIGA-N 100/250-90/2-P5 | 90 | 6086638 | K | 24,187.– | K | 865.– | K | 865.– | A | | 13 |
| Atmos GIGA-N 100/250.1-90/2-P5 | 90 | 6086641 | K | 25,846.– | K | 865.– | K | 865.– | A | | 14 |
| Atmos GIGA-N 100/250.1-110/2-P5 | 110 | 6086639 | K | 32,803.– | K | 865.– | K | 865.– | A | | 14 |
| Atmos GIGA-N 100/250.1-132/2-P5 | 132 | 6086640 | K | 36,696.– | K | 865.– | K | 865.– | A | | 14 |
| Atmos GIGA-N 100/315.1-90/2-P5 | 90 | 6086825 | K | 26,964.– | K | 1,192.– | K | 1,192.– | A | | 14 |
| Atmos GIGA-N 100/315.1-110/2-P5 | 110 | 6086824 | K | 33,920.– | K | 1,192.– | K | 1,192.– | A | | 14 |
| Atmos GIGA-N 100/315.1-132/2-P5 | 132 | 6086823 | K | 37,814.– | K | 1,192.– | K | 1,192.– | A | | 14 |
| Atmos GIGA-N 100/315.1-160/2-P5 | 160 | 6086822 | K | 44,130.– | K | 1,192.– | K | 1,192.– | A | | 14 |
| Atmos GIGA-N 100/315.1-200/2-P5 | 200 | 6086821 | K | 52,233.– | K | 1,192.– | K | 1,192.– | A | | 14 |
| Atmos GIGA-N 125/200-45/2-P5 | 45 | 6086645 | K | 15,565.– | K | 711.– | K | 711.– | A | | 13 |
| Atmos GIGA-N 125/200-55/2-P5 | 55 | 6086647 | K | 17,962.– | K | 711.– | K | 711.– | A | | 13 |
| Atmos GIGA-N 125/200-75/2-P5 | 75 | 6086649 | K | 22,689.– | K | 711.– | K | 711.– | A | | 13 |
| Atmos GIGA-N 125/200-90/2-P5 | 90 | 6086650 | K | 24,083.– | K | 711.– | K | 711.– | A | | 13 |
| Atmos GIGA-N 125/250-75/2-P5 | 75 | 6086660 | K | 23,485.– | K | 892.– | K | 892.– | A | | 13 |
| Atmos GIGA-N 125/250-90/2-P5 | 90 | 6086661 | K | 24,881.– | K | 892.– | K | 892.– | A | | 13 |
| Atmos GIGA-N 125/250-110/2-P5 | 110 | 6086582 | K | 33,914.– | K | 892.– | K | 892.– | A | | 14 |
| Atmos GIGA-N 125/250-132/2-P5 | 132 | 6086584 | K | 37,809.– | K | 892.– | K | 892.– | A | | 14 |
| Atmos GIGA-N 125/250-160/2-P5 | 160 | 6086214 | K | 44,125.– | K | 892.– | K | 892.– | A | | 14 |
| Atmos GIGA-N 125/250.1-90/2-P5 | 90 | 6086662 | K | 26,959.– | K | 892.– | K | 892.– | A | | 14 |
| Atmos GIGA-N 150/200-75/2-P5 | 75 | 6086679 | K | 25,216.– | K | 923.– | K | 923.– | A | | 13 |
| Atmos GIGA-N 150/200-90/2-P5 | 90 | 6086680 | K | 26,612.– | K | 923.– | K | 923.– | A | | 13 |
| Atmos GIGA-N 150/200-110/2-P5 | 110 | 6086676 | K | 33,519.– | K | 923.– | K | 923.– | A | | 13 |
| Atmos GIGA-N 150/250-90/2-P5 | 90 | 6086690 | K | 27,604.– | K | 1,224.– | K | 1,224.– | A | | 14 |
| Atmos GIGA-N 150/250-110/2-P5 | 110 | 6086682 | K | 34,510.– | K | 1,224.– | K | 1,224.– | A | | 14 |
| Atmos GIGA-N 150/250-132/2-P5 | 132 | 6086683 | K | 38,404.– | K | 1,224.– | K | 1,224.– | A | | 14 |
| Atmos GIGA-N 150/250-160/2-P5 | 160 | 6086685 | K | 44,719.– | K | 1,224.– | K | 1,224.– | A | | 14 |
| Atmos GIGA-N 150/250-200/2-P5 | 200 | 6086687 | K | 52,824.– | K | 1,224.– | K | 1,224.– | A | | 14 |

= ready for delivery, L = supply availability, C = approx. 2 weeks, K = approx. 4 weeks, AX = up to 16 weeks delivery time, please inquire for every order, A = on request, = please contact Wilo
Subject to change – all prices do not include VAT. Our General Terms of Delivery and Service apply (see www.wilo.com/legal) – valid from 01/01/2022 in Germany.

Price group: PG4

| Ordering information (4-pole) with spacer coupling | | | | | | | | | | | |
|---|---|---|---|---|---|---|---|---|---|---|---|
| Type | Rated power | Art. no. | | | | Red brass impeller (L1 version) | | Stainless steel impeller (L4 version) | | –S1 | GRD group |
| | $P_2$ kW | | | EUR | | EUR | | EUR | | | |
| Atmos GIGA-N 32/125-0,25/4 | 0.25 | 6086289 | K | 3,939.– | K | 382.– | K | 382.– | K | | 12 |
| Atmos GIGA-N 32/125-0,37/4 | 0.37 | 6086290 | K | 4,063.– | K | 382.– | K | 382.– | K | | 12 |
| Atmos GIGA-N 32/125-0,55/4 | 0.55 | 6086291 | K | 4,036.– | K | 382.– | K | 382.– | K | | 12 |
| Atmos GIGA-N 32/160-0,25/4 | 0.25 | 6086574 | K | 4,100.– | K | 393.– | K | 393.– | K | | 12 |
| Atmos GIGA-N 32/160-0,37/4 | 0.37 | 6086573 | K | 4,224.– | K | 393.– | K | 393.– | K | | 12 |
| Atmos GIGA-N 32/160-0,55/4 | 0.55 | 6086572 | K | 4,197.– | K | 393.– | K | 393.– | K | | 12 |
| Atmos GIGA-N 32/160.1-0,25/4 | 0.25 | 6086593 | K | 4,036.– | K | 382.– | K | 382.– | K | | 12 |
| Atmos GIGA-N 32/160.1-0,37/4 | 0.37 | 6086592 | K | 4,162.– | K | 382.– | K | 382.– | K | | 12 |
| Atmos GIGA-N 32/160.1-0,55/4 | 0.55 | 6086591 | K | 4,134.– | K | 382.– | K | 382.– | K | | 12 |
| Atmos GIGA-N 32/200-0,37/4 | 0.37 | 6086565 | K | 4,249.– | K | 430.– | K | 430.– | K | | 12 |
| Atmos GIGA-N 32/200-0,55/4 | 0.55 | 6086564 | K | 4,222.– | K | 430.– | K | 430.– | K | | 12 |
| Atmos GIGA-N 32/200-0,75/4 | 0.75 | 6086563 | K | 4,091.– | K | 430.– | K | 430.– | K | | 12 |
| Atmos GIGA-N 32/200-1,1/4 | 1.1 | 6086562 | K | 4,142.– | K | 430.– | K | 430.– | K | | 12 |
| Atmos GIGA-N 32/250-0,55/4 | 0.55 | 6086553 | K | 5,010.– | K | 616.– | K | 616.– | K | | 12 |
| Atmos GIGA-N 32/250-0,75/4 | 0.75 | 6086552 | K | 4,878.– | K | 616.– | K | 616.– | K | | 12 |
| Atmos GIGA-N 32/250-1,1/4 | 1.1 | 6086551 | K | 4,930.– | K | 616.– | K | 616.– | K | | 12 |
| Atmos GIGA-N 32/250-1,5/4 | 1.5 | 6086550 | K | 4,999.– | K | 616.– | K | 616.– | K | | 12 |
| Atmos GIGA-N 32/250-2,2/4 | 2.2 | 6086549 | K | 5,129.– | K | 616.– | K | 616.– | K | | 12 |
| Atmos GIGA-N 32/250-3/4 | 3 | 6086600 | K | 5,255.– | K | 616.– | K | 616.– | K | | 12 |
| Atmos GIGA-N 40/125-0,25/4 | 0.25 | 6086305 | K | 4,134.– | K | 382.– | K | 382.– | K | | 12 |
| Atmos GIGA-N 40/125-0,37/4 | 0.37 | 6086306 | K | 4,257.– | K | 382.– | K | 382.– | K | | 12 |
| Atmos GIGA-N 40/125-0,55/4 | 0.55 | 6086307 | K | 4,232.– | K | 382.– | K | 382.– | K | | 12 |
| Atmos GIGA-N 40/125-0,75/4 | 0.75 | 6086308 | K | 4,100.– | K | 382.– | K | 382.– | K | | 12 |
| Atmos GIGA-N 40/160-0,37/4 | 0.37 | 6086543 | K | 4,417.– | K | 382.– | K | 382.– | K | | 12 |
| Atmos GIGA-N 40/160-0,55/4 | 0.55 | 6086542 | K | 4,389.– | K | 382.– | K | 382.– | K | | 12 |
| Atmos GIGA-N 40/160-0,75/4 | 0.75 | 6086541 | K | 4,256.– | K | 382.– | K | 382.– | K | | 12 |
| Atmos GIGA-N 40/160-1,1/4 | 1.1 | 6086540 | K | 4,310.– | K | 382.– | K | 382.– | K | | 12 |
| Atmos GIGA-N 40/200-0,75/4 | 0.75 | 6086531 | K | 4,338.– | K | 454.– | K | 454.– | K | | 12 |
| Atmos GIGA-N 40/200-1,1/4 | 1.1 | 6086530 | K | 4,389.– | K | 454.– | K | 454.– | K | | 12 |
| Atmos GIGA-N 40/200-1,5/4 | 1.5 | 6086529 | K | 4,458.– | K | 454.– | K | 454.– | K | | 12 |
| Atmos GIGA-N 40/200-2,2/4 | 2.2 | 6086528 | K | 4,586.– | K | 454.– | K | 454.– | K | | 12 |
| Atmos GIGA-N 40/250-1,1/4 | 1.1 | 6086520 | K | 4,757.– | K | 489.– | K | 489.– | K | | 12 |
| Atmos GIGA-N 40/250-1,5/4 | 1.5 | 6086519 | K | 4,827.– | K | 489.– | K | 489.– | K | | 12 |
| Atmos GIGA-N 40/250-2,2/4 | 2.2 | 6086518 | K | 4,955.– | K | 489.– | K | 489.– | K | | 12 |
| Atmos GIGA-N 40/250-3/4 | 3 | 6086517 | K | 5,081.– | K | 489.– | K | 489.– | K | | 12 |
| Atmos GIGA-N 40/250-11/2 | 11 | 6086527 | K | 6,960.– | K | 489.– | K | 489.– | K | | 12 |
| Atmos GIGA-N 40/315-2,2/4 | 2.2 | 6086510 | K | 6,056.– | K | 953.– | K | 953.– | A | | 13 |
| Atmos GIGA-N 40/315-3/4 | 3 | 6086509 | K | 6,182.– | K | 953.– | K | 953.– | A | | 13 |
| Atmos GIGA-N 40/315-4/4 | 4 | 6086508 | K | 6,369.– | K | 953.– | K | 953.– | A | | 13 |
| Atmos GIGA-N 40/315-5,5/4 | 5.5 | 6086507 | K | 6,776.– | K | 953.– | K | 953.– | A | | 13 |
| Atmos GIGA-N 40/315-7,5/4 | 7.5 | 6086506 | K | 7,139.– | K | 953.– | K | 953.– | A | | 13 |
| Atmos GIGA-N 50/125-0,37/4 | 0.37 | 6086314 | K | 4,592.– | K | 404.– | K | 404.– | K | | 12 |
| Atmos GIGA-N 50/125-0,55/4 | 0.55 | 6086315 | K | 4,565.– | K | 404.– | K | 404.– | K | | 12 |
| Atmos GIGA-N 50/125-0,75/4 | 0.75 | 6086316 | K | 4,433.– | K | 404.– | K | 404.– | K | | 12 |
| Atmos GIGA-N 50/125-1,1/4 | 1.1 | 6086317 | K | 4,484.– | K | 404.– | K | 404.– | K | | 12 |

= ready for delivery, L = supply availability, C = approx. 2 weeks, K = approx. 4 weeks, AX = up to 16 weeks delivery time, please inquire for every order, A = on request, = please contact Wilo
Subject to change – all prices do not include VAT. Our General Terms of Delivery and Service apply (see www.wilo.com/legal) – valid from 01/01/2022 in Germany.

Price group: PG4

| Ordering information (4-pole) with spacer coupling | | | | | | | | | | | |
|---|---|---|---|---|---|---|---|---|---|---|---|
| Type | Rated power | Art. no. | | | | Red brass impeller (L1 version) | | Stainless steel impeller (L4 version) | | –S1 | GRD group |
| | $P_2$ kW | | | EUR | | EUR | | EUR | | | |
| Atmos GIGA-N 50/160-0,55/4 | 0.55 | 6086322 | K | 4,441.– | K | 448.– | K | 448.– | K | | 12 |
| Atmos GIGA-N 50/160-0,75/4 | 0.75 | 6086323 | K | 4,310.– | K | 448.– | K | 448.– | K | | 12 |
| Atmos GIGA-N 50/160-1,1/4 | 1.1 | 6086324 | K | 4,361.– | K | 448.– | K | 448.– | K | | 12 |
| Atmos GIGA-N 50/160-1,5/4 | 1.5 | 6086325 | K | 4,431.– | K | 448.– | K | 448.– | K | | 12 |
| Atmos GIGA-N 50/200-1,1/4 | 1.1 | 6086497 | K | 4,542.– | K | 435.– | K | 435.– | K | | 12 |
| Atmos GIGA-N 50/200-1,5/4 | 1.5 | 6086496 | K | 4,611.– | K | 435.– | K | 435.– | K | | 12 |
| Atmos GIGA-N 50/200-2,2/4 | 2.2 | 6086495 | K | 4,740.– | K | 435.– | K | 435.– | K | | 12 |
| Atmos GIGA-N 50/200-3/4 | 3 | 6086494 | K | 4,867.– | K | 435.– | K | 435.– | K | | 12 |
| Atmos GIGA-N 50/250-1,5/4 | 1.5 | 6086487 | K | 5,191.– | K | 507.– | K | 507.– | K | | 12 |
| Atmos GIGA-N 50/250-2,2/4 | 2.2 | 6086486 | K | 5,321.– | K | 507.– | K | 507.– | K | | 12 |
| Atmos GIGA-N 50/250-3/4 | 3 | 6086485 | K | 5,447.– | K | 507.– | K | 507.– | K | | 12 |
| Atmos GIGA-N 50/250-4/4 | 4 | 6086484 | K | 5,633.– | K | 507.– | K | 507.– | K | | 12 |
| Atmos GIGA-N 50/250-5,5/4 | 5.5 | 6089481 | K | 5,841.– | K | 507.– | K | 507.– | K | | 12 |
| Atmos GIGA-N 50/315-3/4 | 3 | 6086476 | K | 6,396.– | K | 1,031.– | K | 1,031.– | A | | 13 |
| Atmos GIGA-N 50/315-4/4 | 4 | 6086475 | K | 6,582.– | K | 1,031.– | K | 1,031.– | A | | 13 |
| Atmos GIGA-N 50/315-5,5/4 | 5.5 | 6086474 | K | 6,989.– | K | 1,031.– | K | 1,031.– | A | | 13 |
| Atmos GIGA-N 50/315-7,5/4 | 7.5 | 6086473 | K | 7,353.– | K | 1,031.– | K | 1,031.– | A | | 13 |
| Atmos GIGA-N 50/315-11/4 | 11 | 6086472 | K | 8,178.– | K | 1,031.– | K | 1,031.– | A | | 13 |
| Atmos GIGA-N 65/125-0,55/4 | 0.55 | 6086333 | K | 4,418.– | K | 378.– | K | 378.– | K | | 12 |
| Atmos GIGA-N 65/125-0,75/4 | 0.75 | 6086334 | K | 4,286.– | K | 378.– | K | 378.– | K | | 12 |
| Atmos GIGA-N 65/125-1,1/4 | 1.1 | 6086335 | K | 4,337.– | K | 378.– | K | 378.– | K | | 12 |
| Atmos GIGA-N 65/160-0,75/4 | 0.75 | 6086343 | K | 4,429.– | K | 420.– | K | 420.– | K | | 12 |
| Atmos GIGA-N 65/160-1,1/4 | 1.1 | 6086344 | K | 4,481.– | K | 420.– | K | 420.– | K | | 12 |
| Atmos GIGA-N 65/160-1,5/4 | 1.5 | 6086345 | K | 4,550.– | K | 420.– | K | 420.– | K | | 12 |
| Atmos GIGA-N 65/160-2,2/4 | 2.2 | 6086349 | K | 4,679.– | K | 420.– | K | 420.– | K | | 12 |
| Atmos GIGA-N 65/200-1,5/4 | 1.5 | 6086353 | K | 5,270.– | K | 472.– | K | 472.– | K | | 12 |
| Atmos GIGA-N 65/200-2,2/4 | 2.2 | 6086357 | K | 5,399.– | K | 472.– | K | 472.– | K | | 12 |
| Atmos GIGA-N 65/200-3/4 | 3 | 6086359 | K | 5,525.– | K | 472.– | K | 472.– | K | | 12 |
| Atmos GIGA-N 65/200-4/4 | 4 | 6086362 | K | 5,712.– | K | 472.– | K | 472.– | K | | 12 |
| Atmos GIGA-N 65/250-2,2/4 | 2.2 | 6086464 | K | 5,846.– | K | 713.– | K | 713.– | A | | 13 |
| Atmos GIGA-N 65/250-3/4 | 3 | 6086463 | K | 5,971.– | K | 713.– | K | 713.– | A | | 13 |
| Atmos GIGA-N 65/250-4/4 | 4 | 6086462 | K | 6,158.– | K | 713.– | K | 713.– | A | | 13 |
| Atmos GIGA-N 65/250-5,5/4 | 5.5 | 6086461 | K | 6,564.– | K | 713.– | K | 713.– | A | | 13 |
| Atmos GIGA-N 65/250-7,5/4 | 7.5 | 6086460 | K | 6,930.– | K | 713.– | K | 713.– | A | | 13 |
| Atmos GIGA-N 65/315-4/4 | 4 | 6086452 | K | 7,132.– | K | 1,041.– | K | 1,041.– | A | | 13 |
| Atmos GIGA-N 65/315-5,5/4 | 5.5 | 6086451 | K | 7,538.– | K | 1,041.– | K | 1,041.– | A | | 13 |
| Atmos GIGA-N 65/315-7,5/4 | 7.5 | 6086450 | K | 7,903.– | K | 1,041.– | K | 1,041.– | A | | 13 |
| Atmos GIGA-N 65/315-11/4 | 11 | 6086449 | K | 8,728.– | K | 1,041.– | K | 1,041.– | A | | 13 |
| Atmos GIGA-N 65/315-15/4 | 15 | 6086448 | K | 9,199.– | K | 1,041.– | K | 1,041.– | A | | 13 |
| Atmos GIGA-N 80/160-1,1/4 | 1.1 | 6086363 | K | 5,282.– | K | 470.– | K | 470.– | K | | 12 |
| Atmos GIGA-N 80/160-1,5/4 | 1.5 | 6086364 | K | 5,351.– | K | 470.– | K | 470.– | K | | 12 |
| Atmos GIGA-N 80/160-2,2/4 | 2.2 | 6086368 | K | 5,479.– | K | 470.– | K | 470.– | K | | 12 |
| Atmos GIGA-N 80/160-3/4 | 3 | 6086370 | K | 5,605.– | K | 470.– | K | 470.– | K | | 12 |
| Atmos GIGA-N 80/200-2,2/4 | 2.2 | 6086374 | K | 5,865.– | K | 647.– | K | 647.– | A | | 13 |
| Atmos GIGA-N 80/200-3/4 | 3 | 6086376 | K | 5,992.– | K | 647.– | K | 647.– | A | | 13 |

= ready for delivery, L = supply availability, C = approx. 2 weeks, K = approx. 4 weeks, AX = up to 16 weeks delivery time, please inquire for every order, A = on request, = please contact Wilo
Subject to change – all prices do not include VAT. Our General Terms of Delivery and Service apply (see www.wilo.com/legal) – valid from 01/01/2022 in Germany.

Price group: PG4

| Ordering information (4-pole) with spacer coupling | | | | | | | | | | | |
|---|---|---|---|---|---|---|---|---|---|---|---|
| Type | Rated power | Art. no. | | | | Red brass impeller (L1 version) | | Stainless steel impeller (L4 version) | | -S1 | GRD group |
| | $P_2$ kW | | | EUR | | EUR | | EUR | | | |
| Atmos GIGA-N 80/200-4/4 | 4 | 6086379 | K | 6,178.- | K | 647.- | K | 647.- | A | | 13 |
| Atmos GIGA-N 80/200-5,5/4 | 5.5 | 6086381 | K | 6,586.- | K | 647.- | K | 647.- | A | | 13 |
| Atmos GIGA-N 80/200-7,5/4 | 7.5 | 6086383 | K | 6,950.- | K | 647.- | K | 647.- | A | | 13 |
| Atmos GIGA-N 80/250-3/4 | 3 | 6086440 | K | 6,943.- | K | 791.- | K | 791.- | A | | 13 |
| Atmos GIGA-N 80/250-4/4 | 4 | 6086439 | K | 7,130.- | K | 791.- | K | 791.- | A | | 13 |
| Atmos GIGA-N 80/250-5,5/4 | 5.5 | 6086438 | K | 7,537.- | K | 791.- | K | 791.- | A | | 13 |
| Atmos GIGA-N 80/250-7,5/4 | 7.5 | 6086437 | K | 7,901.- | K | 791.- | K | 791.- | A | | 13 |
| Atmos GIGA-N 80/250-11/4 | 11 | 6086436 | K | 8,726.- | K | 791.- | K | 791.- | A | | 13 |
| Atmos GIGA-N 80/315-7,5/4 | 7.5 | 6086403 | K | 8,456.- | K | 1,123.- | K | 1,123.- | A | | 13 |
| Atmos GIGA-N 80/315-11/4 | 11 | 6086402 | K | 9,281.- | K | 1,123.- | K | 1,123.- | A | | 13 |
| Atmos GIGA-N 80/315-15/4 | 15 | 6086401 | K | 9,752.- | K | 1,123.- | K | 1,123.- | A | | 13 |
| Atmos GIGA-N 80/315-18,5/4 | 18.5 | 6086400 | K | 10,966.- | K | 1,123.- | K | 1,123.- | A | | 13 |
| Atmos GIGA-N 80/315-22/4 | 22 | 6086399 | K | 11,068.- | K | 1,123.- | K | 1,123.- | A | | 13 |
| Atmos GIGA-N 80/400-18,5/4 | 18.5 | 6086434 | K | 14,128.- | K | 1,439.- | K | 1,439.- | A | | 14 |
| Atmos GIGA-N 80/400-22/4 | 22 | 6086433 | K | 14,230.- | K | 1,439.- | K | 1,439.- | A | | 14 |
| Atmos GIGA-N 80/400-30/4 | 30 | 6086432 | K | 14,955.- | K | 1,439.- | K | 1,439.- | A | | 14 |
| Atmos GIGA-N 80/400-37/4 | 37 | 6086431 | K | 17,261.- | K | 1,439.- | K | 1,439.- | A | | 14 |
| Atmos GIGA-N 80/400-45/4 | 45 | 6086430 | K | 17,910.- | K | 1,439.- | K | 1,439.- | A | | 14 |
| Atmos GIGA-N 100/160-2,2/4 | 2.2 | 6086206 | K | 4,580.- | K | 613.- | K | 613.- | A | | 13 |
| Atmos GIGA-N 100/160-3/4 | 3 | 6086208 | K | 4,706.- | K | 613.- | K | 613.- | A | | 13 |
| Atmos GIGA-N 100/160-4/4 | 4 | 6086211 | K | 4,892.- | K | 613.- | K | 613.- | A | | 13 |
| Atmos GIGA-N 100/200-3/4 | 3 | 6086215 | K | 6,698.- | K | 714.- | K | 714.- | A | | 13 |
| Atmos GIGA-N 100/200-4/4 | 4 | 6086218 | K | 6,884.- | K | 714.- | K | 714.- | A | | 13 |
| Atmos GIGA-N 100/200-5,5/4 | 5.5 | 6086220 | K | 7,292.- | K | 714.- | K | 714.- | A | | 13 |
| Atmos GIGA-N 100/200-7,5/4 | 7.5 | 6086222 | K | 7,656.- | K | 714.- | K | 714.- | A | | 13 |
| Atmos GIGA-N 100/250-5,5/4 | 5.5 | 6086226 | K | 7,825.- | K | 865.- | K | 865.- | A | | 13 |
| Atmos GIGA-N 100/250-7,5/4 | 7.5 | 6086228 | K | 8,189.- | K | 865.- | K | 865.- | A | | 13 |
| Atmos GIGA-N 100/250-11/4 | 11 | 6086224 | K | 9,014.- | K | 865.- | K | 865.- | A | | 13 |
| Atmos GIGA-N 100/250-15/4 | 15 | 6086225 | K | 9,485.- | K | 865.- | K | 865.- | A | | 13 |
| Atmos GIGA-N 100/315-11/4 | 11 | 6086422 | K | 10,165.- | K | 1,192.- | K | 1,192.- | A | | 13 |
| Atmos GIGA-N 100/315-15/4 | 15 | 6086421 | K | 10,637.- | K | 1,192.- | K | 1,192.- | A | | 13 |
| Atmos GIGA-N 100/315-18,5/4 | 18.5 | 6086420 | K | 11,852.- | K | 1,192.- | K | 1,192.- | A | | 13 |
| Atmos GIGA-N 100/315-22/4 | 22 | 6086419 | K | 11,953.- | K | 1,192.- | K | 1,192.- | A | | 13 |
| Atmos GIGA-N 100/315-30/4 | 30 | 6086418 | K | 12,679.- | K | 1,192.- | K | 1,192.- | A | | 13 |
| Atmos GIGA-N 100/400-22/4 | 22 | 6086428 | K | 15,029.- | K | 1,666.- | K | 1,666.- | A | | 14 |
| Atmos GIGA-N 100/400-30/4 | 30 | 6086427 | K | 15,757.- | K | 1,666.- | K | 1,666.- | A | | 14 |
| Atmos GIGA-N 100/400-37/4 | 37 | 6086426 | K | 18,062.- | K | 1,666.- | K | 1,666.- | A | | 14 |
| Atmos GIGA-N 100/400-45/4 | 45 | 6086425 | K | 18,710.- | K | 1,666.- | K | 1,666.- | A | | 14 |
| Atmos GIGA-N 100/400-55/4 | 55 | 6086424 | K | 21,332.- | K | 1,666.- | K | 1,666.- | A | | 14 |
| Atmos GIGA-N 125/200-5,5/4 | 5.5 | 6086238 | K | 7,720.- | K | 711.- | K | 711.- | A | | 13 |
| Atmos GIGA-N 125/200-7,5/4 | 7.5 | 6086240 | K | 8,085.- | K | 711.- | K | 711.- | A | | 13 |
| Atmos GIGA-N 125/200-11/4 | 11 | 6086234 | K | 8,911.- | K | 711.- | K | 711.- | A | | 13 |
| Atmos GIGA-N 125/200-15/4 | 15 | 6086236 | K | 9,380.- | K | 711.- | K | 711.- | A | | 13 |
| Atmos GIGA-N 125/250-7,5/4 | 7.5 | 6086251 | K | 8,881.- | K | 892.- | K | 892.- | A | | 13 |
| Atmos GIGA-N 125/250-11/4 | 11 | 6086243 | K | 9,707.- | K | 892.- | K | 892.- | A | | 13 |

= ready for delivery, L = supply availability, C = approx. 2 weeks, K = approx. 4 weeks, AX = up to 16 weeks delivery time, please inquire for every order, A = on request, = please contact Wilo
Subject to change – all prices do not include VAT. Our General Terms of Delivery and Service apply (see www.wilo.com/legal) – valid from 01/01/2022 in Germany.

Price group: PG4

| Ordering information (4-pole) with spacer coupling | | | | | | | | | | | |
|---|---|---|---|---|---|---|---|---|---|---|---|
| Type | Rated power | Art. no. | | | | Red brass impeller (L1 version) | | Stainless steel impeller (L4 version) | | –S1 | GRD group |
| | $P_2$ kW | | | EUR | | EUR | | EUR | | | |
| Atmos GIGA-N 125/250-15/4 | 15 | 6086246 | K | 10,178.– | K | 892.– | K | 892.– | A | ✆ | 13 |
| Atmos GIGA-N 125/250-18,5/4 | 18.5 | 6086248 | K | 11,395.– | K | 892.– | K | 892.– | A | ✆ | 13 |
| Atmos GIGA-N 125/250-22/4 | 22 | 6086249 | K | 11,496.– | K | 892.– | K | 892.– | A | ✆ | 13 |
| Atmos GIGA-N 125/315-15/4 | 15 | 6086255 | K | 13,171.– | K | 1,423.– | K | 1,423.– | A | ✆ | 14 |
| Atmos GIGA-N 125/315-18,5/4 | 18.5 | 6086256 | K | 14,387.– | K | 1,423.– | K | 1,423.– | A | ✆ | 14 |
| Atmos GIGA-N 125/315-22/4 | 22 | 6086257 | K | 14,490.– | K | 1,423.– | K | 1,423.– | A | ✆ | 14 |
| Atmos GIGA-N 125/315-30/4 | 30 | 6086258 | K | 15,215.– | K | 1,423.– | K | 1,423.– | A | ✆ | 14 |
| Atmos GIGA-N 125/315-37/4 | 37 | 6086259 | K | 17,521.– | K | 1,423.– | K | 1,423.– | A | ✆ | 14 |
| Atmos GIGA-N 125/315-45/4 | 45 | 6086260 | K | 18,169.– | K | 1,423.– | K | 1,423.– | A | ✆ | 14 |
| Atmos GIGA-N 125/400-30/4 | 30 | 6086261 | K | 17,663.– | K | 1,712.– | K | 1,712.– | A | ✆ | 14 |
| Atmos GIGA-N 125/400-37/4 | 37 | 6086262 | K | 19,968.– | K | 1,712.– | K | 1,712.– | A | ✆ | 14 |
| Atmos GIGA-N 125/400-45/4 | 45 | 6086263 | K | 20,615.– | K | 1,712.– | K | 1,712.– | A | ✆ | 14 |
| Atmos GIGA-N 125/400-55/4 | 55 | 6086264 | K | 23,238.– | K | 1,712.– | K | 1,712.– | A | ✆ | 14 |
| Atmos GIGA-N 125/400-75/4 | 75 | 6086265 | K | 25,140.– | K | 1,712.– | K | 1,712.– | A | ✆ | 14 |
| Atmos GIGA-N 125/400-90/4 | 90 | 6086266 | K | 29,241.– | K | 1,712.– | K | 1,712.– | A | ✆ | 14 |
| Atmos GIGA-N 150/200-7,5/4 | 7.5 | 6086270 | K | 10,613.– | K | 923.– | K | 923.– | A | ✆ | 13 |
| Atmos GIGA-N 150/200-11/4 | 11 | 6086267 | K | 11,439.– | K | 923.– | K | 923.– | A | ✆ | 13 |
| Atmos GIGA-N 150/200-15/4 | 15 | 6086269 | K | 11,910.– | K | 923.– | K | 923.– | A | ✆ | 13 |
| Atmos GIGA-N 150/250-11/4 | 11 | 6086273 | K | 12,432.– | K | 1,224.– | K | 1,224.– | A | ✆ | 14 |
| Atmos GIGA-N 150/250-15/4 | 15 | 6086276 | K | 12,900.– | K | 1,224.– | K | 1,224.– | A | ✆ | 14 |
| Atmos GIGA-N 150/250-18,5/4 | 18.5 | 6086278 | K | 14,117.– | K | 1,224.– | K | 1,224.– | A | ✆ | 14 |
| Atmos GIGA-N 150/250-22/4 | 22 | 6086280 | K | 14,219.– | K | 1,224.– | K | 1,224.– | A | ✆ | 14 |
| Atmos GIGA-N 150/250-30/4 | 30 | 6086281 | K | 14,945.– | K | 1,224.– | K | 1,224.– | A | ✆ | 14 |
| Atmos GIGA-N 150/315-18,5/4 | 18.5 | 6086283 | K | 16,312.– | K | 1,457.– | K | 1,457.– | A | ✆ | 14 |
| Atmos GIGA-N 150/315-22/4 | 22 | 6086284 | K | 16,416.– | K | 1,457.– | K | 1,457.– | A | ✆ | 14 |
| Atmos GIGA-N 150/315-30/4 | 30 | 6086285 | K | 17,141.– | K | 1,457.– | K | 1,457.– | A | ✆ | 14 |
| Atmos GIGA-N 150/315-37/4 | 37 | 6086286 | K | 19,446.– | K | 1,457.– | K | 1,457.– | A | ✆ | 14 |
| Atmos GIGA-N 150/315-45/4 | 45 | 6086287 | K | 20,094.– | K | 1,457.– | K | 1,457.– | A | ✆ | 14 |
| Atmos GIGA-N 150/315-55/4 | 55 | 6086288 | K | 22,718.– | K | 1,457.– | K | 1,457.– | A | ✆ | 14 |
| Atmos GIGA-N 150/400-45/4 | 45 | 6086411 | K | 23,527.– | K | 1,918.– | K | 1,918.– | A | ✆ | 14 |
| Atmos GIGA-N 150/400-55/4 | 55 | 6086410 | K | 26,148.– | K | 1,918.– | K | 1,918.– | A | ✆ | 14 |
| Atmos GIGA-N 150/400-75/4 | 75 | 6086409 | K | 28,050.– | K | 1,918.– | K | 1,918.– | A | ✆ | 14 |
| Atmos GIGA-N 150/400-90/4 | 90 | 6086408 | K | 32,150.– | K | 1,918.– | K | 1,918.– | A | ✆ | 14 |
| Atmos GIGA-N 150/400-110/4 | 110 | 6086407 | K | 37,134.– | K | 1,918.– | K | 1,918.– | A | ✆ | 14 |

🚚 = ready for delivery, L = supply availability, C = approx. 2 weeks, K = approx. 4 weeks, AX = up to 16 weeks delivery time, please inquire for every order, A = on request, ✆ = please contact Wilo
Subject to change – all prices do not include VAT. Our General Terms of Delivery and Service apply (see www.wilo.com/legal) – valid from 01/01/2022 in Germany.

Price group: PG4

| Ordering information (4-pole) without spacer coupling | | | | | | | | | | | |
|---|---|---|---|---|---|---|---|---|---|---|---|
| Type | Rated power | Art. no. | | | | Red brass impeller (L1 version) | | Stainless steel impeller (L4 version) | | -S1 | GRD group |
| | $P_2$ kW | | | EUR | | EUR | | EUR | | | |
| Atmos GIGA-N 32/125-0,25/4-P5 | 0.25 | 6086697 | K | 3,733.- | K | 382.- | K | 382.- | K | | 12 |
| Atmos GIGA-N 32/125-0,37/4-P5 | 0.37 | 6086698 | K | 3,858.- | K | 382.- | K | 382.- | K | | 12 |
| Atmos GIGA-N 32/125-0,55/4-P5 | 0.55 | 6086699 | K | 3,833.- | K | 382.- | K | 382.- | K | | 12 |
| Atmos GIGA-N 32/160-0,25/4-P5 | 0.25 | 6086982 | K | 3,895.- | K | 393.- | K | 393.- | K | | 12 |
| Atmos GIGA-N 32/160-0,37/4-P5 | 0.37 | 6086981 | K | 4,019.- | K | 393.- | K | 393.- | K | | 12 |
| Atmos GIGA-N 32/160-0,55/4-P5 | 0.55 | 6086980 | K | 3,993.- | K | 393.- | K | 393.- | K | | 12 |
| Atmos GIGA-N 32/160.1-0,25/4-P5 | 0.25 | 6087001 | K | 3,832.- | K | 382.- | K | 382.- | K | | 12 |
| Atmos GIGA-N 32/160.1-0,37/4-P5 | 0.37 | 6087000 | K | 3,956.- | K | 382.- | K | 382.- | K | | 12 |
| Atmos GIGA-N 32/160.1-0,55/4-P5 | 0.55 | 6086999 | K | 3,931.- | K | 382.- | K | 382.- | K | | 12 |
| Atmos GIGA-N 32/200-0,37/4-P5 | 0.37 | 6086973 | K | 4,046.- | K | 430.- | K | 430.- | K | | 12 |
| Atmos GIGA-N 32/200-0,55/4-P5 | 0.55 | 6086972 | K | 4,019.- | K | 430.- | K | 430.- | K | | 12 |
| Atmos GIGA-N 32/200-0,75/4-P5 | 0.75 | 6086971 | K | 3,886.- | K | 430.- | K | 430.- | K | | 12 |
| Atmos GIGA-N 32/200-1,1/4-P5 | 1.1 | 6086970 | K | 3,978.- | K | 430.- | K | 430.- | K | | 12 |
| Atmos GIGA-N 32/250-0,55/4-P5 | 0.55 | 6086961 | K | 4,807.- | K | 616.- | K | 616.- | K | | 12 |
| Atmos GIGA-N 32/250-0,75/4-P5 | 0.75 | 6086960 | K | 4,674.- | K | 616.- | K | 616.- | K | | 12 |
| Atmos GIGA-N 32/250-1,1/4-P5 | 1.1 | 6086959 | K | 4,766.- | K | 616.- | K | 616.- | K | | 12 |
| Atmos GIGA-N 32/250-1,5/4-P5 | 1.5 | 6086958 | K | 4,836.- | K | 616.- | K | 616.- | K | | 12 |
| Atmos GIGA-N 32/250-2,2/4-P5 | 2.2 | 6086957 | K | 4,846.- | K | 616.- | K | 616.- | K | | 12 |
| Atmos GIGA-N 32/250-3/4-P5 | 3 | 6086601 | K | 4,971.- | K | 616.- | K | 616.- | K | | 12 |
| Atmos GIGA-N 40/125-0,25/4-P5 | 0.25 | 6086713 | K | 3,927.- | K | 382.- | K | 382.- | K | | 12 |
| Atmos GIGA-N 40/125-0,37/4-P5 | 0.37 | 6086714 | K | 4,053.- | K | 382.- | K | 382.- | K | | 12 |
| Atmos GIGA-N 40/125-0,55/4-P5 | 0.55 | 6086715 | K | 4,028.- | K | 382.- | K | 382.- | K | | 12 |
| Atmos GIGA-N 40/125-0,75/4-P5 | 0.75 | 6086716 | K | 3,897.- | K | 382.- | K | 382.- | K | | 12 |
| Atmos GIGA-N 40/160-0,37/4-P5 | 0.37 | 6086951 | K | 4,212.- | K | 382.- | K | 382.- | K | | 12 |
| Atmos GIGA-N 40/160-0,55/4-P5 | 0.55 | 6086950 | K | 4,185.- | K | 382.- | K | 382.- | K | | 12 |
| Atmos GIGA-N 40/160-0,75/4-P5 | 0.75 | 6086949 | K | 4,053.- | K | 382.- | K | 382.- | K | | 12 |
| Atmos GIGA-N 40/160-1,1/4-P5 | 1.1 | 6086948 | K | 4,145.- | K | 382.- | K | 382.- | K | | 12 |
| Atmos GIGA-N 40/200-0,75/4-P5 | 0.75 | 6086939 | K | 4,134.- | K | 454.- | K | 454.- | K | | 12 |
| Atmos GIGA-N 40/200-1,1/4-P5 | 1.1 | 6086938 | K | 4,224.- | K | 454.- | K | 454.- | K | | 12 |
| Atmos GIGA-N 40/200-1,5/4-P5 | 1.5 | 6086937 | K | 4,295.- | K | 454.- | K | 454.- | K | | 12 |
| Atmos GIGA-N 40/200-2,2/4-P5 | 2.2 | 6086936 | K | 4,306.- | K | 454.- | K | 454.- | K | | 12 |
| Atmos GIGA-N 40/250-1,1/4-P5 | 1.1 | 6086928 | K | 4,593.- | K | 489.- | K | 489.- | K | | 12 |
| Atmos GIGA-N 40/250-1,5/4-P5 | 1.5 | 6086927 | K | 4,662.- | K | 489.- | K | 489.- | K | | 12 |
| Atmos GIGA-N 40/250-2,2/4-P5 | 2.2 | 6086926 | K | 4,673.- | K | 489.- | K | 489.- | K | | 12 |
| Atmos GIGA-N 40/250-3/4-P5 | 3 | 6086925 | K | 4,800.- | K | 489.- | K | 489.- | K | | 12 |
| Atmos GIGA-N 40/315-2,2/4-P5 | 2.2 | 6086918 | K | 5,774.- | K | 953.- | K | 953.- | A | | 13 |
| Atmos GIGA-N 40/315-3/4-P5 | 3 | 6086917 | K | 5,900.- | K | 953.- | K | 953.- | A | | 13 |
| Atmos GIGA-N 40/315-4/4-P5 | 4 | 6086916 | K | 6,086.- | K | 953.- | K | 953.- | A | | 13 |
| Atmos GIGA-N 40/315-5,5/4-P5 | 5.5 | 6086915 | K | 6,493.- | K | 953.- | K | 953.- | A | | 13 |
| Atmos GIGA-N 40/315-7,5/4-P5 | 7.5 | 6086914 | K | 6,858.- | K | 953.- | K | 953.- | A | | 13 |
| Atmos GIGA-N 50/125-0,37/4-P5 | 0.37 | 6086722 | K | 4,387.- | K | 404.- | K | 404.- | K | | 12 |
| Atmos GIGA-N 50/125-0,55/4-P5 | 0.55 | 6086723 | K | 4,361.- | K | 404.- | K | 404.- | K | | 12 |
| Atmos GIGA-N 50/125-0,75/4-P5 | 0.75 | 6086724 | K | 4,230.- | K | 404.- | K | 404.- | K | | 12 |
| Atmos GIGA-N 50/125-1,1/4-P5 | 1.1 | 6086725 | K | 4,320.- | K | 404.- | K | 404.- | K | | 12 |
| Atmos GIGA-N 50/160-0,55/4-P5 | 0.55 | 6086730 | K | 4,238.- | K | 448.- | K | 448.- | K | | 12 |

= ready for delivery, L = supply availability, C = approx. 2 weeks, K = approx. 4 weeks, AX = up to 16 weeks delivery time, please inquire for every order, A = on request, = please contact Wilo
Subject to change – all prices do not include VAT. Our General Terms of Delivery and Service apply (see www.wilo.com/legal) – valid from 01/01/2022 in Germany.

Price group: PG4

| Ordering information (4-pole) without spacer coupling | | | | | | | | | | | |
|---|---|---|---|---|---|---|---|---|---|---|---|
| Type | Rated power | Art. no. | | | | Red brass impeller (L1 version) | | Stainless steel impeller (L4 version) | | –S1 | GRD group |
| | $P_2$ kW | | | EUR | | EUR | | EUR | | | |
| Atmos GIGA-N 50/160-0,75/4-P5 | 0.75 | 6086731 | K | 4,105.– | K | 448.– | K | 448.– | K | | 12 |
| Atmos GIGA-N 50/160-1,1/4-P5 | 1.1 | 6086732 | K | 4,197.– | K | 448.– | K | 448.– | K | | 12 |
| Atmos GIGA-N 50/160-1,5/4-P5 | 1.5 | 6086733 | K | 4,266.– | K | 448.– | K | 448.– | K | | 12 |
| Atmos GIGA-N 50/200-1,1/4-P5 | 1.1 | 6086905 | K | 4,378.– | K | 435.– | K | 435.– | K | | 12 |
| Atmos GIGA-N 50/200-1,5/4-P5 | 1.5 | 6086904 | K | 4,447.– | K | 435.– | K | 435.– | K | | 12 |
| Atmos GIGA-N 50/200-2,2/4-P5 | 2.2 | 6086903 | K | 4,458.– | K | 435.– | K | 435.– | K | | 12 |
| Atmos GIGA-N 50/200-3/4-P5 | 3 | 6086902 | K | 4,584.– | K | 435.– | K | 435.– | K | | 12 |
| Atmos GIGA-N 50/250-1,5/4-P5 | 1.5 | 6086895 | K | 5,027.– | K | 507.– | K | 507.– | K | | 12 |
| Atmos GIGA-N 50/250-2,2/4-P5 | 2.2 | 6086894 | K | 5,037.– | K | 507.– | K | 507.– | K | | 12 |
| Atmos GIGA-N 50/250-3/4-P5 | 3 | 6086893 | K | 5,164.– | K | 507.– | K | 507.– | K | | 12 |
| Atmos GIGA-N 50/250-4/4-P5 | 4 | 6086892 | K | 5,351.– | K | 507.– | K | 507.– | K | | 12 |
| Atmos GIGA-N 50/250-5,5/4-P5 | 5.5 | 6089482 | C | 6,005.– | K | 507.– | K | 507.– | K | | 12 |
| Atmos GIGA-N 50/315-3/4-P5 | 3 | 6086884 | K | 6,113.– | K | 1,031.– | K | 1,031.– | A | | 13 |
| Atmos GIGA-N 50/315-4/4-P5 | 4 | 6086883 | K | 6,300.– | K | 1,031.– | K | 1,031.– | A | | 13 |
| Atmos GIGA-N 50/315-5,5/4-P5 | 5.5 | 6086882 | K | 6,707.– | K | 1,031.– | K | 1,031.– | A | | 13 |
| Atmos GIGA-N 50/315-7,5/4-P5 | 7.5 | 6086881 | K | 7,071.– | K | 1,031.– | K | 1,031.– | A | | 13 |
| Atmos GIGA-N 50/315-11/4-P5 | 11 | 6086880 | K | 7,896.– | K | 1,031.– | K | 1,031.– | A | | 13 |
| Atmos GIGA-N 65/125-0,55/4-P5 | 0.55 | 6086741 | K | 4,214.– | K | 378.– | K | 378.– | K | | 12 |
| Atmos GIGA-N 65/125-0,75/4-P5 | 0.75 | 6086742 | K | 4,083.– | K | 378.– | K | 378.– | K | | 12 |
| Atmos GIGA-N 65/125-1,1/4-P5 | 1.1 | 6086743 | K | 4,173.– | K | 378.– | K | 378.– | K | | 12 |
| Atmos GIGA-N 65/160-0,75/4-P5 | 0.75 | 6086751 | K | 4,224.– | K | 420.– | K | 420.– | K | | 12 |
| Atmos GIGA-N 65/160-1,1/4-P5 | 1.1 | 6086752 | K | 4,316.– | K | 420.– | K | 420.– | K | | 12 |
| Atmos GIGA-N 65/160-1,5/4-P5 | 1.5 | 6086753 | K | 4,387.– | K | 420.– | K | 420.– | K | | 12 |
| Atmos GIGA-N 65/160-2,2/4-P5 | 2.2 | 6086757 | K | 4,397.– | K | 420.– | K | 420.– | K | | 12 |
| Atmos GIGA-N 65/200-1,5/4-P5 | 1.5 | 6086761 | K | 5,107.– | K | 472.– | K | 472.– | K | | 12 |
| Atmos GIGA-N 65/200-2,2/4-P5 | 2.2 | 6086765 | K | 5,117.– | K | 472.– | K | 472.– | K | | 12 |
| Atmos GIGA-N 65/200-3/4-P5 | 3 | 6086767 | K | 5,245.– | K | 472.– | K | 472.– | K | | 12 |
| Atmos GIGA-N 65/200-4/4-P5 | 4 | 6086770 | K | 5,431.– | K | 472.– | K | 472.– | K | | 12 |
| Atmos GIGA-N 65/250-2,2/4-P5 | 2.2 | 6086872 | K | 5,563.– | K | 713.– | K | 713.– | A | | 13 |
| Atmos GIGA-N 65/250-3/4-P5 | 3 | 6086871 | K | 5,690.– | K | 713.– | K | 713.– | A | | 13 |
| Atmos GIGA-N 65/250-4/4-P5 | 4 | 6086870 | K | 5,878.– | K | 713.– | K | 713.– | A | | 13 |
| Atmos GIGA-N 65/250-5,5/4-P5 | 5.5 | 6086869 | K | 6,284.– | K | 713.– | K | 713.– | A | | 13 |
| Atmos GIGA-N 65/250-7,5/4-P5 | 7.5 | 6086868 | K | 6,647.– | K | 713.– | K | 713.– | A | | 13 |
| Atmos GIGA-N 65/315-4/4-P5 | 4 | 6086860 | K | 6,851.– | K | 1,041.– | K | 1,041.– | A | | 13 |
| Atmos GIGA-N 65/315-5,5/4-P5 | 5.5 | 6086859 | K | 7,257.– | K | 1,041.– | K | 1,041.– | A | | 13 |
| Atmos GIGA-N 65/315-7,5/4-P5 | 7.5 | 6086858 | K | 7,623.– | K | 1,041.– | K | 1,041.– | A | | 13 |
| Atmos GIGA-N 65/315-11/4-P5 | 11 | 6086857 | K | 8,448.– | K | 1,041.– | K | 1,041.– | A | | 13 |
| Atmos GIGA-N 65/315-15/4-P5 | 15 | 6086856 | K | 8,916.– | K | 1,041.– | K | 1,041.– | A | | 13 |
| Atmos GIGA-N 80/160-1,1/4-P5 | 1.1 | 6086771 | K | 5,117.– | K | 470.– | K | 470.– | K | | 12 |
| Atmos GIGA-N 80/160-1,5/4-P5 | 1.5 | 6086772 | K | 5,188.– | K | 470.– | K | 470.– | K | | 12 |
| Atmos GIGA-N 80/160-2,2/4-P5 | 2.2 | 6086776 | K | 5,198.– | K | 470.– | K | 470.– | K | | 12 |
| Atmos GIGA-N 80/160-3/4-P5 | 3 | 6086778 | K | 5,324.– | K | 470.– | K | 470.– | K | | 12 |
| Atmos GIGA-N 80/200-2,2/4-P5 | 2.2 | 6086782 | K | 5,584.– | K | 647.– | K | 647.– | A | | 13 |
| Atmos GIGA-N 80/200-3/4-P5 | 3 | 6086784 | K | 5,710.– | K | 647.– | K | 647.– | A | | 13 |
| Atmos GIGA-N 80/200-4/4-P5 | 4 | 6086787 | K | 5,897.– | K | 647.– | K | 647.– | A | | 13 |

= ready for delivery, L = supply availability, C = approx. 2 weeks, K = approx. 4 weeks, AX = up to 16 weeks delivery time, please inquire for every order, A = on request, = please contact Wilo
Subject to change – all prices do not include VAT. Our General Terms of Delivery and Service apply (see www.wilo.com/legal) – valid from 01/01/2022 in Germany.

Price group: PG4

| Ordering information (4-pole) without spacer coupling | | | | | | | | | | | |
|---|---|---|---|---|---|---|---|---|---|---|---|
| Type | Rated power | Art. no. | | | | Red brass impeller (L1 version) | | Stainless steel impeller (L4 version) | | –S1 | GRD group |
| | $P_2$ kW | | | EUR | | EUR | | EUR | | | |
| Atmos GIGA-N 80/200-5,5/4-P5 | 5.5 | 6086789 | K | 6,303.– | K | 647.– | K | 647.– | A | ✆ | 13 |
| Atmos GIGA-N 80/200-7,5/4-P5 | 7.5 | 6086791 | K | 6,669.– | K | 647.– | K | 647.– | A | ✆ | 13 |
| Atmos GIGA-N 80/250-3/4-P5 | 3 | 6086848 | K | 6,662.– | K | 791.– | K | 791.– | A | ✆ | 13 |
| Atmos GIGA-N 80/250-4/4-P5 | 4 | 6086847 | K | 6,849.– | K | 791.– | K | 791.– | A | ✆ | 13 |
| Atmos GIGA-N 80/250-5,5/4-P5 | 5.5 | 6086846 | K | 7,255.– | K | 791.– | K | 791.– | A | ✆ | 13 |
| Atmos GIGA-N 80/250-7,5/4-P5 | 7.5 | 6086845 | K | 7,621.– | K | 791.– | K | 791.– | A | ✆ | 13 |
| Atmos GIGA-N 80/250-11/4-P5 | 11 | 6086844 | K | 8,445.– | K | 791.– | K | 791.– | A | ✆ | 13 |
| Atmos GIGA-N 80/315-7,5/4-P5 | 7.5 | 6086811 | K | 8,172.– | K | 1,123.– | K | 1,123.– | A | ✆ | 13 |
| Atmos GIGA-N 80/315-11/4-P5 | 11 | 6086810 | K | 8,998.– | K | 1,123.– | K | 1,123.– | A | ✆ | 13 |
| Atmos GIGA-N 80/315-15/4-P5 | 15 | 6086809 | K | 9,469.– | K | 1,123.– | K | 1,123.– | A | ✆ | 13 |
| Atmos GIGA-N 80/315-18,5/4-P5 | 18.5 | 6086808 | K | 10,646.– | K | 1,123.– | K | 1,123.– | A | ✆ | 13 |
| Atmos GIGA-N 80/315-22/4-P5 | 22 | 6086807 | K | 10,748.– | K | 1,123.– | K | 1,123.– | A | ✆ | 13 |
| Atmos GIGA-N 80/400-18,5/4-P5 | 18.5 | 6086842 | K | 13,807.– | K | 1,439.– | K | 1,439.– | A | ✆ | 14 |
| Atmos GIGA-N 80/400-22/4-P5 | 22 | 6086841 | K | 13,909.– | K | 1,439.– | K | 1,439.– | A | ✆ | 14 |
| Atmos GIGA-N 80/400-30/4-P5 | 30 | 6086840 | K | 14,635.– | K | 1,439.– | K | 1,439.– | A | ✆ | 14 |
| Atmos GIGA-N 80/400-37/4-P5 | 37 | 6086839 | K | 16,847.– | K | 1,439.– | K | 1,439.– | A | ✆ | 14 |
| Atmos GIGA-N 80/400-45/4-P5 | 45 | 6086838 | K | 17,456.– | K | 1,439.– | K | 1,439.– | A | ✆ | 14 |
| Atmos GIGA-N 100/160-2,2/4-P5 | 2.2 | 6086614 | K | 4,297.– | K | 613.– | K | 613.– | A | ✆ | 13 |
| Atmos GIGA-N 100/160-3/4-P5 | 3 | 6086616 | K | 4,424.– | K | 613.– | K | 613.– | A | ✆ | 13 |
| Atmos GIGA-N 100/160-4/4-P5 | 4 | 6086619 | K | 4,611.– | K | 613.– | K | 613.– | A | ✆ | 13 |
| Atmos GIGA-N 100/200-3/4-P5 | 3 | 6086623 | K | 6,416.– | K | 714.– | K | 714.– | A | ✆ | 13 |
| Atmos GIGA-N 100/200-4/4-P5 | 4 | 6086626 | K | 6,603.– | K | 714.– | K | 714.– | A | ✆ | 13 |
| Atmos GIGA-N 100/200-5,5/4-P5 | 5.5 | 6086628 | K | 7,009.– | K | 714.– | K | 714.– | A | ✆ | 13 |
| Atmos GIGA-N 100/200-7,5/4-P5 | 7.5 | 6086630 | K | 7,374.– | K | 714.– | K | 714.– | A | ✆ | 13 |
| Atmos GIGA-N 100/250-5,5/4-P5 | 5.5 | 6086634 | K | 7,542.– | K | 865.– | K | 865.– | A | ✆ | 13 |
| Atmos GIGA-N 100/250-7,5/4-P5 | 7.5 | 6086636 | K | 7,907.– | K | 865.– | K | 865.– | A | ✆ | 13 |
| Atmos GIGA-N 100/250-11/4-P5 | 11 | 6086632 | K | 8,731.– | K | 865.– | K | 865.– | A | ✆ | 13 |
| Atmos GIGA-N 100/250-15/4-P5 | 15 | 6086633 | K | 9,202.– | K | 865.– | K | 865.– | A | ✆ | 13 |
| Atmos GIGA-N 100/315-11/4-P5 | 11 | 6086830 | K | 9,883.– | K | 1,192.– | K | 1,192.– | A | ✆ | 13 |
| Atmos GIGA-N 100/315-15/4-P5 | 15 | 6086829 | K | 10,353.– | K | 1,192.– | K | 1,192.– | A | ✆ | 13 |
| Atmos GIGA-N 100/315-18,5/4-P5 | 18.5 | 6086828 | K | 11,532.– | K | 1,192.– | K | 1,192.– | A | ✆ | 13 |
| Atmos GIGA-N 100/315-22/4-P5 | 22 | 6086827 | K | 11,632.– | K | 1,192.– | K | 1,192.– | A | ✆ | 13 |
| Atmos GIGA-N 100/315-30/4-P5 | 30 | 6086826 | K | 12,359.– | K | 1,192.– | K | 1,192.– | A | ✆ | 13 |
| Atmos GIGA-N 100/400-22/4-P5 | 22 | 6086836 | K | 14,709.– | K | 1,666.– | K | 1,666.– | A | ✆ | 14 |
| Atmos GIGA-N 100/400-30/4-P5 | 30 | 6086835 | K | 15,435.– | K | 1,666.– | K | 1,666.– | A | ✆ | 14 |
| Atmos GIGA-N 100/400-37/4-P5 | 37 | 6086834 | K | 17,647.– | K | 1,666.– | K | 1,666.– | A | ✆ | 14 |
| Atmos GIGA-N 100/400-45/4-P5 | 45 | 6086833 | K | 18,255.– | K | 1,666.– | K | 1,666.– | A | ✆ | 14 |
| Atmos GIGA-N 100/400-55/4-P5 | 55 | 6086832 | K | 20,832.– | K | 1,666.– | K | 1,666.– | A | ✆ | 14 |
| Atmos GIGA-N 125/200-5,5/4-P5 | 5.5 | 6086646 | K | 7,439.– | K | 711.– | K | 711.– | A | ✆ | 13 |
| Atmos GIGA-N 125/200-7,5/4-P5 | 7.5 | 6086648 | K | 7,803.– | K | 711.– | K | 711.– | A | ✆ | 13 |
| Atmos GIGA-N 125/200-11/4-P5 | 11 | 6086642 | K | 8,628.– | K | 711.– | K | 711.– | A | ✆ | 13 |
| Atmos GIGA-N 125/200-15/4-P5 | 15 | 6086644 | K | 9,099.– | K | 711.– | K | 711.– | A | ✆ | 13 |
| Atmos GIGA-N 125/250-7,5/4-P5 | 7.5 | 6086659 | K | 8,601.– | K | 892.– | K | 892.– | A | ✆ | 13 |
| Atmos GIGA-N 125/250-11/4-P5 | 11 | 6086651 | K | 9,426.– | K | 892.– | K | 892.– | A | ✆ | 13 |
| Atmos GIGA-N 125/250-15/4-P5 | 15 | 6086654 | K | 9,896.– | K | 892.– | K | 892.– | A | ✆ | 13 |



🚚 = ready for delivery, L = supply availability, C = approx. 2 weeks, K = approx. 4 weeks, AX = up to 16 weeks delivery time, please inquire for every order, A = on request, ✆ = please contact Wilo
Subject to change – all prices do not include VAT. Our General Terms of Delivery and Service apply (see www.wilo.com/legal) – valid from 01/01/2022 in Germany.

**Price group: PG4**

| Ordering information (4-pole) without spacer coupling | | | | | | | | | | | |
|---|---|---|---|---|---|---|---|---|---|---|---|
| **Type** | **Rated power** | **Art. no.** | | | | **Red brass impeller (L1 version)** | | **Stainless steel impeller (L4 version)** | | **–S1** | **GRD group** |
| | $P_2$ kW | | | EUR | | EUR | | EUR | | | |
| **Atmos GIGA-N 125/250-18,5/4-P5** | 18.5 | 6086656 | K | **11,073.–** | K | **892.–** | K | **892.–** | A | ✆ | 13 |
| **Atmos GIGA-N 125/250-22/4-P5** | 22 | 6086657 | K | **11,174.–** | K | **892.–** | K | **892.–** | A | ✆ | 13 |
| **Atmos GIGA-N 125/315-15/4-P5** | 15 | 6086663 | K | **12,890.–** | K | **1,423.–** | K | **1,423.–** | A | ✆ | 14 |
| **Atmos GIGA-N 125/315-18,5/4-P5** | 18.5 | 6086664 | K | **14,067.–** | K | **1,423.–** | K | **1,423.–** | A | ✆ | 14 |
| **Atmos GIGA-N 125/315-22/4-P5** | 22 | 6086665 | K | **14,169.–** | K | **1,423.–** | K | **1,423.–** | A | ✆ | 14 |
| **Atmos GIGA-N 125/315-30/4-P5** | 30 | 6086666 | K | **14,895.–** | K | **1,423.–** | K | **1,423.–** | A | ✆ | 14 |
| **Atmos GIGA-N 125/315-37/4-P5** | 37 | 6086667 | K | **17,105.–** | K | **1,423.–** | K | **1,423.–** | A | ✆ | 14 |
| **Atmos GIGA-N 125/315-45/4-P5** | 45 | 6086668 | K | **17,715.–** | K | **1,423.–** | K | **1,423.–** | A | ✆ | 14 |
| **Atmos GIGA-N 125/400-30/4-P5** | 30 | 6086669 | K | **17,343.–** | K | **1,712.–** | K | **1,712.–** | A | ✆ | 14 |
| **Atmos GIGA-N 125/400-37/4-P5** | 37 | 6086670 | K | **19,553.–** | K | **1,712.–** | K | **1,712.–** | A | ✆ | 14 |
| **Atmos GIGA-N 125/400-45/4-P5** | 45 | 6086671 | K | **20,161.–** | K | **1,712.–** | K | **1,712.–** | A | ✆ | 14 |
| **Atmos GIGA-N 125/400-55/4-P5** | 55 | 6086672 | K | **22,737.–** | K | **1,712.–** | K | **1,712.–** | A | ✆ | 14 |
| **Atmos GIGA-N 125/400-75/4-P5** | 75 | 6086673 | K | **24,548.–** | K | **1,712.–** | K | **1,712.–** | A | ✆ | 14 |
| **Atmos GIGA-N 125/400-90/4-P5** | 90 | 6086674 | K | **28,648.–** | K | **1,712.–** | K | **1,712.–** | A | ✆ | 14 |
| **Atmos GIGA-N 150/200-7,5/4-P5** | 7.5 | 6086678 | K | **10,331.–** | K | **923.–** | K | **923.–** | A | ✆ | 13 |
| **Atmos GIGA-N 150/200-11/4-P5** | 11 | 6086675 | K | **11,156.–** | K | **923.–** | K | **923.–** | A | ✆ | 13 |
| **Atmos GIGA-N 150/200-15/4-P5** | 15 | 6086677 | K | **11,627.–** | K | **923.–** | K | **923.–** | A | ✆ | 13 |
| **Atmos GIGA-N 150/250-11/4-P5** | 11 | 6086681 | K | **12,148.–** | K | **1,224.–** | K | **1,224.–** | A | ✆ | 14 |
| **Atmos GIGA-N 150/250-15/4-P5** | 15 | 6086684 | K | **12,620.–** | K | **1,224.–** | K | **1,224.–** | A | ✆ | 14 |
| **Atmos GIGA-N 150/250-18,5/4-P5** | 18.5 | 6086686 | K | **13,796.–** | K | **1,224.–** | K | **1,224.–** | A | ✆ | 14 |
| **Atmos GIGA-N 150/250-22/4-P5** | 22 | 6086688 | K | **13,898.–** | K | **1,224.–** | K | **1,224.–** | A | ✆ | 14 |
| **Atmos GIGA-N 150/250-30/4-P5** | 30 | 6086689 | K | **14,625.–** | K | **1,224.–** | K | **1,224.–** | A | ✆ | 14 |
| **Atmos GIGA-N 150/315-18,5/4-P5** | 18.5 | 6086691 | K | **15,991.–** | K | **1,457.–** | K | **1,457.–** | A | ✆ | 14 |
| **Atmos GIGA-N 150/315-22/4-P5** | 22 | 6086692 | K | **16,094.–** | K | **1,457.–** | K | **1,457.–** | A | ✆ | 14 |
| **Atmos GIGA-N 150/315-30/4-P5** | 30 | 6086693 | K | **16,821.–** | K | **1,457.–** | K | **1,457.–** | A | ✆ | 14 |
| **Atmos GIGA-N 150/315-37/4-P5** | 37 | 6086694 | K | **19,032.–** | K | **1,457.–** | K | **1,457.–** | A | ✆ | 14 |
| **Atmos GIGA-N 150/315-45/4-P5** | 45 | 6086695 | K | **19,640.–** | K | **1,457.–** | K | **1,457.–** | A | ✆ | 14 |
| **Atmos GIGA-N 150/315-55/4-P5** | 55 | 6086696 | K | **22,215.–** | K | **1,457.–** | K | **1,457.–** | A | ✆ | 14 |
| **Atmos GIGA-N 150/400-45/4-P5** | 45 | 6086819 | K | **23,072.–** | K | **1,918.–** | K | **1,918.–** | A | ✆ | 14 |
| **Atmos GIGA-N 150/400-55/4-P5** | 55 | 6086818 | K | **25,647.–** | K | **1,918.–** | K | **1,918.–** | A | ✆ | 14 |
| **Atmos GIGA-N 150/400-75/4-P5** | 75 | 6086817 | K | **27,457.–** | K | **1,918.–** | K | **1,918.–** | A | ✆ | 14 |
| **Atmos GIGA-N 150/400-90/4-P5** | 90 | 6086816 | K | **31,558.–** | K | **1,918.–** | K | **1,918.–** | A | ✆ | 14 |
| **Atmos GIGA-N 150/400-110/4-P5** | 110 | 6086815 | K | **36,540.–** | K | **1,918.–** | K | **1,918.–** | A | ✆ | 14 |

🚚 = ready for delivery, L = supply availability, C = approx. 2 weeks, K = approx. 4 weeks, AX = up to 16 weeks delivery time, please inquire for every order, A = on request, ✆ = please contact Wilo
Subject to change – all prices do not include VAT. Our General Terms of Delivery and Service apply (see www.wilo.com/legal) – valid from 01/01/2022 in Germany.



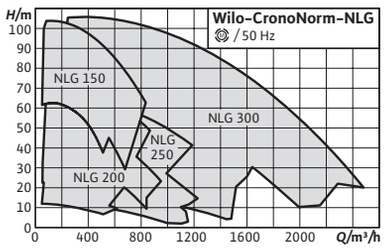


**Accessories** **Page**
Commissioning/maintenance 703



# Wilo-CronoNorm-NLG

## Construction
Single-stage, low-pressure centrifugal pump with axial suction, mounted on a baseplate.

## Application
- → Pumping of heating water (acc. to VDI 2035), cold water and water/glycol mixtures without abrasive substances in heating, cold water and cooling systems.
- → Applications for irrigation, building services, general industry, power stations, etc.

## Scope of delivery
- → Pump
- → Installation and operating instructions
- → Pump with free shaft end **or**
- → Pump on baseplate with coupling and coupling guard **or**
- → Completely mounted pump on baseplate with electric motor

## Options
- → Other materials and versions on request
- → Other voltages and frequencies available on request.

## Your advantages
- → Reduced life cycle costs thanks to optimised efficiency
- → Bidirectional, force-flushed mechanical seal
- → Interchangeable neck rings
- → Permanently lubricated, generously dimensioned roller bearings
- → Low NPSH, best cavitation properties

## Notice
- → Motors with energy efficiency class IE3

## General notes – ErP (Ecodesign) Directive
The minimum efficiency index, MEI, of the pump series is ≥0.4. For detailed information on the MEI values of the individual pump types, see: Wilo Online Catalogue, available at www.wilo.com

**Ordering information**

| Type | Type | | |
|---|---|---|---|
| | | | |
| **Types on request** | On request | A | |

= ready for delivery, L = supply availability, C = approx. 2 weeks, K = approx. 4 weeks, AX = up to 16 weeks delivery time, please inquire for every order, A = on request, = please contact Wilo
Subject to change – all prices do not include VAT. Our General Terms of Delivery and Service apply (see www.wilo.com/legal) – valid from 01/01/2022 in Germany.



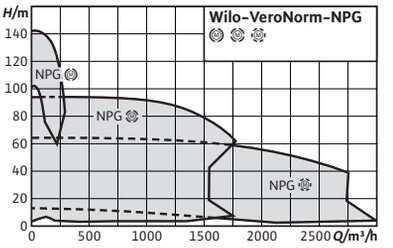


| Accessories | Page |
|---|---|
| Commissioning/maintenance | 703 |

## Wilo-VeroNorm NPG

### Construction
Single-stage low-pressure centrifugal pump mounted on the baseplate

### Application
- → Pumping of heating water (acc. to VDI 2035), cold water and water/glycol mixtures without abrasive substances in heating, cold water and cooling systems.
- → Applications in municipal water supply, irrigation, building services, general industry, power stations, etc.

### Scope of delivery
- → Pump
- → Installation and operating instructions

### Options
- → Other materials and versions on request
- → Other voltages and frequencies available on request.

**Your advantages**
- → Suitable for temperatures up to 140°C
- → Back-pull-out version
- → Extension of the DIN EN 733 product range

### Notice
Other voltages and frequencies available on request.

### General notes – ErP (Ecodesign) Directive
The minimum efficiency index, MEI, of the pump series is ≥0.4. For detailed information on the MEI values of the individual pump types, see: Wilo Online Catalogue, available at www.wilo.com

**Ordering information**

| Type | Type | | |
|---|---|---|---|
| | | 🚚 | |
| **Types on request** | On request | A | 📞 |

🚚 = ready for delivery, L = supply availability, C = approx. 2 weeks, K = approx. 4 weeks, AX = up to 16 weeks delivery time, please inquire for every order, A = on request, 📞 = please contact Wilo
Subject to change – all prices do not include VAT. Our General Terms of Delivery and Service apply (see www.wilo.com/legal) – valid from 01/01/2022 in Germany.

**VeroNorm NPG**



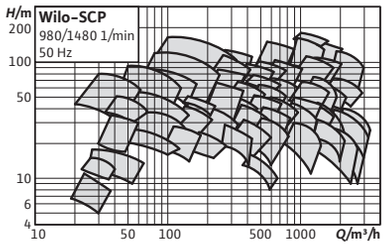


**Accessories** **Page**
Commissioning/maintenance 703



# Wilo-SCP

## Construction
Axially spilt case pump mounted on a baseplate

## Application
- → Pumping heating water in accordance with VDI 2035 water/glycol mixtures, cooling/cold water and domestic hot water
- → Applications in municipal water supply, irrigation, building services, general industry, power stations, etc.

## Scope of delivery
- → Pump
- → Installation and operating instructions

## Options
- → Other motor versions on request
- → Higher volume flow up to 17 000 m³/h as special version

### Your advantages
- → Efficient hydraulics for high flow rates up to 17,000 m³/h
- → Low NPSH thanks to double suction impeller
- → High process reliability and easy maintenance without removing the pressure or suction lines
- → Decreased noise level and reduced vibrations
- → Options: energy efficient IE3-/IE4 motors, drinking water approval (KTW, ACS), innovative Ceram CT coating

- → Special motor (6000V, 10 000 V etc.)Special construction
  - → Impeller: Bronze, grey cast iron, stainless steel
  - → Housing: grey cast iron, spheroidal cast iron
- → Cyclone separator (for flushing the gasket)

**Ordering information**

| Type | Type | | |
|---|---|---|---|
| | | | |
| **Types on request** | On request | A | |

= ready for delivery, L = supply availability, C = approx. 2 weeks, K = approx. 4 weeks, AX = up to 16 weeks delivery time, please inquire for every order, A = on request, = please contact Wilo
Subject to change – all prices do not include VAT. Our General Terms of Delivery and Service apply (see www.wilo.com/legal) – valid from 01/01/2022 in Germany.



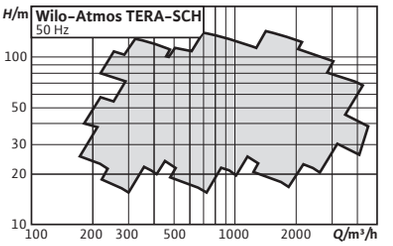


| Accessories | Page |
|---|---|
| Commissioning/maintenance | 703 |

# Wilo-Atmos TERA-SCH

## Construction
Pump with axially split housing mounted on a base frame

## Application
- → Raw water intake, pressure boosting and general transport in power plants, waterworks and municipal drinking water supply networks
- → Cooling water and industrial water supply in power plants and industrial facilities
- → Irrigation in professional irrigation/agriculture
- → Pumping of heating water (in accordance with VDI 2035 Germany) and water glycol mixtures

## Scope of delivery
- → Bare shaft pump or with coupling or as complete unit
- → Installation and operating instructions

## Your advantages
- → Reliable continuous duty for an efficient drinking water supply over extensive piping networks – can be tailored to suit your exact requirements
- → Reduced energy costs through high overall efficiency
- → Simplified and shorter alignment process thanks to tolerant coupling and motor adjusting device
- → Increased operational reliability thanks to quiet-running hydraulics with lower vibrations and reduced noise level
- → Reduced cavitation tendency through optimised NPSH-performances
- → Lower space requirements due to compact design
- → Also available as certified drinking water version – optionally with Ceram CT coating which is also approved for drinking water
- → Optionally with Ceram CT coating – for an efficiency increase of up to 3 %
- → Standard volume flow of up to 4500 m³/h

**Ordering information**

| | Type | | |
|---|---|---|---|
| | | 🚚 | |
| **Types on request** | On request | A | 📞 |

🚚 = ready for delivery, L = supply availability, C = approx. 2 weeks, K = approx. 4 weeks, AX = up to 16 weeks delivery time, please inquire for every order, A = on request, 📞 = please contact Wilo
Subject to change – all prices do not include VAT. Our General Terms of Delivery and Service apply (see www.wilo.com/legal) – valid from 01/01/2022 in Germany.




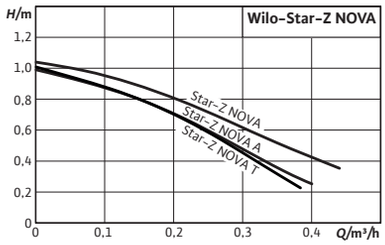


| Accessories | Page |
|---|---|
| Pipe installation/ screwed connection | 205 |
| Pipe installation/ adapter fitting | 207 |



# Wilo-Star-Z NOVA

## Construction
Glandless circulator with screwed connection and blocking-current proof synchronous motor

## Application
Domestic hot water circulation systems for building services and industry.

## Scope of delivery
- → Pump
- → Thermal insulation
- → Wilo-Connector
- → Gaskets (Star-Z NOVA A, T)
- → Installation and operating instructions

## Options
- → Star-Z-NOVA A with ball shut-off valve and non-return valve
- → Star-Z-NOVA T with ball shut-off valve, non-return valve, time switch, thermostat and thermal disinfection detection

## Your advantages
- → High degree of hygiene safety thanks to proven technology
- → Improved energy efficiency due to the adapted motor technology with a power consumption of only 3 – 6 watts and thermal insulation shell as standard
- → Quick, easy installation and replacement of common pump types thanks to the flexible service motor and Wilo-Connector
- → The “T” version offers the highest degree of hygiene safety, thanks to the integrated time switch, thermostat and automatic thermal disinfection detection. The Green Button Technology and an intuitive user interface with an LCD display make the “T” version extremely user-friendly

**Price group: PG1**

**Ordering information**

| Type | Pump connection | Port-to-port length | Max. operating pressure | Mains connection | Gross weight, approx. | Pieces per pallet | Art. no. | | |
|---|---|---|---|---|---|---|---|---|---|
| | | *L0* mm | *p* bar | | *m* kg | | | | EUR |
| **Star-Z NOVA** | Rp ½ | 84 | 10 | 1~230 V, 50 Hz | 0.9 | 320 | 4132760 | L | **260.–** |
| **Star-Z NOVA A** | G 1 | 138 | 10 | 1~230 V, 50 Hz | 1.1 | 320 | 4132761 | L | **289.–** |
| **Star-Z NOVA T** | G 1 | 138 | 10 | 1~230 V, 50 Hz | 1.6 | 270 | 4222650 | L | **393.–** |

= ready for delivery, L = supply availability, C = approx. 2 weeks, K = approx. 4 weeks, AX = up to 16 weeks delivery time, please inquire for every order, A = on request, = please contact Wilo
Subject to change – all prices do not include VAT. Our General Terms of Delivery and Service apply (see www.wilo.com/legal) – valid from 01/01/2022 in Germany.

| Service motor | | | | | |
|---|---|---|---|---|---|
| **Type** | **Gross weight, approx.** | **Pieces per pallet** | **Art. no.** | | |
| | *m*<br>kg | | | | EUR |
| **Service motor Star-Z NOVA** | 0.9 | 320 | 4132763 | L | **234.–** |

| Accessories | | | | | |
|---|---|---|---|---|---|
| **Type** | **Description** | **Art. no.** | | **Price group** | |
| | | | | | EUR |
| **Angle plug** | Angle plug, angled to the left, with permanently attached (cast) 2 m connection cable | 4150229 | L | PG14 | **25.–** |
| **Wilo-Connector** | Wilo-Connector with 2 m connection cable and shockproof plug | 4200870 | L | PG14 | **27.–** |

= ready for delivery, L = supply availability, C = approx. 2 weeks, K = approx. 4 weeks, AX = up to 16 weeks delivery time, please inquire for every order, A = on request, = please contact Wilo
Subject to change – all prices do not include VAT. Our General Terms of Delivery and Service apply (see www.wilo.com/legal) – valid from 01/01/2022 in Germany.



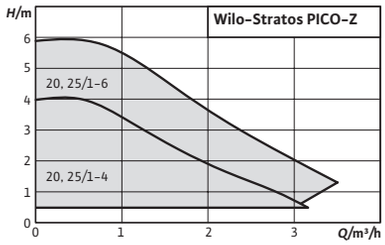


| Accessories | Page |
|---|---|
| Pipe installation/ screwed connection | 205 |
| Pipe installation/ adapter fitting | 207 |



# Wilo-Stratos PICO-Z

## Construction
Glandless circulator with screwed connection, blocking-current proof EC motor and integrated electronic power control.

## Application
Domestic hot water circulation systems for building services and industry.

## Scope of delivery
- → Pump
- → Thermal insulation
- → Wilo-Connector
- → Gaskets
- → Installation and operating instructions

## Your advantages
- → Manual and temperature-controlled mode for optimum operation
- → Identification of the thermal disinfection of the domestic hot water tank
- → Display of the current consumption in Watts and the cumulative kilowatt hours or of the current flow and the temperature
- → Stainless steel pump housing protects against bacteria and corrosion
- → Wilo-Connector

**Price group: PG1**

**Ordering information**

| Type | Pump connection | Port-to-port length | Max. operating pressure | Mains connection | Gross weight, approx. | Pieces per pallet | Art. no. | | |
|---|---|---|---|---|---|---|---|---|---|
| | | *L0* mm | *p* bar | | *m* kg | | | | EUR |
| **Stratos PICO-Z 20/1-4** | G 1¼ | 150 | 10 | 1~230 V, 50/60 Hz | 2.1 | 146 | 4216470 | L | **903.–** |
| **Stratos PICO-Z 20/1-6** | G 1¼ | 150 | 10 | 1~230 V, 50/60 Hz | 2.1 | 146 | 4216471 | L | **1,039.–** |
| **Stratos PICO-Z 25/1-4** | G 1½ | 180 | 10 | 1~230 V, 50/60 Hz | 2.2 | 146 | 4216472 | L | **841.–** |
| **Stratos PICO-Z 25/1-6** | G 1½ | 180 | 10 | 1~230 V, 50/60 Hz | 2.2 | 146 | 4216473 | L | **967.–** |

**Accessories**

| Type | Description | Art. no. | | Price group | |
|---|---|---|---|---|---|
| | | | | | EUR |
| **Angle plug** | Angle plug, angled to the left, with permanently attached (cast) 2 m connection cable | 4150229 | L | PG14 | **25.–** |
| **Wilo-Connector** | Wilo-Connector with 2 m connection cable and shockproof plug | 4200870 | L | PG14 | **27.–** |

= ready for delivery, L = supply availability, C = approx. 2 weeks, K = approx. 4 weeks, AX = up to 16 weeks delivery time, please inquire for every order, A = on request, = please contact Wilo
Subject to change – all prices do not include VAT. Our General Terms of Delivery and Service apply (see www.wilo.com/legal) – valid from 01/01/2022 in Germany.



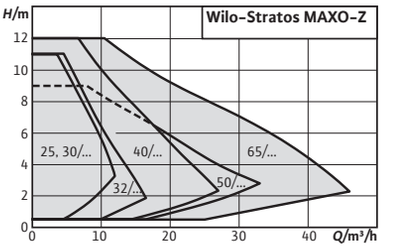


| Accessories | Page |
|---|---|
| Pipe installation/ screwed connection | 205 |
| Pipe installation/ adapter fitting | 207 |
| Pump control/IF modul | 247 |

## Wilo-Stratos MAXO-Z

### Construction
Smart glandless circulator with screwed connection or flange connection, EC motor with integrated electronic power adjustment

### Application
Domestic hot water circulation systems of all kinds, hot-water heating systems of all kinds, air-conditioning, closed cooling circuits, industrial circulation systems

### Scope of delivery
- → Pump
- → Optimised Wilo-Connector
- → 2x threaded cable connection M16 x 1.5
- → Washers for flange screws (for nominal connection diameters DN 32 – DN 65)
- → Including gaskets for threaded connection
- → Thermal insulation
- → Installation and operating instructions

### Options
- → Special versions for operating pressure PN 16
- → Special version P1: Free of paint-wetting impairment substances on wetted parts.

### Your advantages
- → Intuitive operation by application-guided settings with the setting assistant plus the combination of a display and operating button using Green Button Technology.
- → Highest standard of drinking water hygiene and energy efficiency with the new, innovative, intelligent T-const. control function.
- → Optimum hygiene promotion through thermal disinfection detection.
- → State-of-the-art communication interfaces (e.g. Bluetooth) for connection to mobile devices, including direct pump networking for multi-pump control via the Wilo Net.
- → Maximum convenience for electric installation with the spacious and clearly arranged terminal room and optimised Wilo-Connector.

### Notice
According to the German Drinking Water Ordinance (TrinkwV) and DIN 50930-6, only circulators with corrosion-resistant pump housings made of stainless steel or red brass (CC 499K) are to be used in domestic hot water circulation systems.

Price group: PG17

## Ordering information PN6/10

| Type | Connection | Energy efficiency index (EEI) | Port-to-port length | Max. operating pressure | Mains connection | Gross weight, approx. | Art. no. | | |
|---|---|---|---|---|---|---|---|---|---|
| | | | *L0* mm | *p* bar | | *m* kg | | | EUR |
| **Stratos MAXO-Z 25/0,5-6** | G 1½ | ≤ 0.18 | 180 | 10 | 1~230 V, 50/60 Hz | 8.6 | 2164666 | C | **1,827.–** |
| **Stratos MAXO-Z 25/0,5-8** | G 1½ | ≤ 0.19 | 180 | 10 | 1~230 V, 50/60 Hz | 8.6 | 2164667 | L | **2,039.–** |
| **Stratos MAXO-Z 25/0,5-12** | G 1½ | ≤ 0.19 | 180 | 10 | 1~230 V, 50/60 Hz | 8.9 | 2164668 | C | **2,730.–** |
| **Stratos MAXO-Z 30/0,5-6** | G 2 | ≤ 0.18 | 180 | 10 | 1~230 V, 50/60 Hz | 8.6 | 2164669 | C | **1,969.–** |
| **Stratos MAXO-Z 30/0,5-8** | G 2 | ≤ 0.19 | 180 | 10 | 1~230 V, 50/60 Hz | 8.6 | 2164670 | C | **2,192.–** |
| **Stratos MAXO-Z 30/0,5-12** | G 2 | ≤ 0.19 | 180 | 10 | 1~230 V, 50/60 Hz | 8.9 | 2164671 | C | **3,095.–** |
| **Stratos MAXO-Z 32/0,5-8** | DN 32 | ≤ 0.18 | 220 | 10 | 1~230 V, 50/60 Hz | 15.2 | 2164672 | C | **2,243.–** |
| **Stratos MAXO-Z 32/0,5-12** | DN 32 | ≤ 0.18 | 220 | 10 | 1~230 V, 50/60 Hz | 15.5 | 2164673 | C | **3,468.–** |
| **Stratos MAXO-Z 40/0,5-8** | DN 40 | ≤ 0.19 | 220 | 10 | 1~230 V, 50/60 Hz | 17.9 | 2164674 | C | **3,629.–** |
| **Stratos MAXO-Z 40/0,5-12** | DN 40 | ≤ 0.17 | 250 | 10 | 1~230 V, 50/60 Hz | 21.9 | 2164675 | C | **4,295.–** |
| **Stratos MAXO-Z 50/0,5-9** | DN 50 | ≤ 0.17 | 280 | 10 | 1~230 V, 50/60 Hz | 20.1 | 2164676 | C | **5,307.–** |
| **Stratos MAXO-Z 65/0,5-12** | DN 65 | ≤ 0.17 | 340 | 10 | 1~230 V, 50/60 Hz | 37.5 | 2164677 | C | **6,462.–** |

The benchmark for the most efficient circulators is EEI ≤ 0.20

Price group: PG17

## Ordering information PN 16

| Type | Connection | Energy efficiency index (EEI) | Port-to-port length | Max. operating pressure | Mains connection | Gross weight, approx. | Art. no. | | |
|---|---|---|---|---|---|---|---|---|---|
| | | | *L0* mm | *p* bar | | *m* kg | | | EUR |
| **Stratos MAXO-Z 25/0,5-6 PN 16** | G 1½ | ≤ 0.18 | 180 | 16 | 1~230 V, 50/60 Hz | 8.6 | 2186307 | C | **2,249.–** |
| **Stratos MAXO-Z 25/0,5-8 PN 16** | G 1½ | ≤ 0.19 | 180 | 16 | 1~230 V, 50/60 Hz | 8.6 | 2186308 | C | **2,460.–** |
| **Stratos MAXO-Z 25/0,5-12 PN 16** | G 1½ | ≤ 0.19 | 180 | 16 | 1~230 V, 50/60 Hz | 8.9 | 2186309 | C | **3,151.–** |
| **Stratos MAXO-Z 30/0,5-6 PN 16** | G 2 | ≤ 0.18 | 180 | 16 | 1~230 V, 50/60 Hz | 8.6 | 2186310 | C | **2,517.–** |
| **Stratos MAXO-Z 30/0,5-8 PN 16** | G 2 | ≤ 0.19 | 180 | 16 | 1~230 V, 50/60 Hz | 8.6 | 2186311 | C | **2,741.–** |
| **Stratos MAXO-Z 30/0,5-12 PN 16** | G 2 | ≤ 0.19 | 180 | 16 | 1~230 V, 50/60 Hz | 8.9 | 2186312 | C | **3,645.–** |
| **Stratos MAXO-Z 32/0,5-8 PN 16** | DN 32 | ≤ 0.18 | 220 | 16 | 1~230 V, 50/60 Hz | 15.2 | 2186313 | C | **2,849.–** |
| **Stratos MAXO-Z 32/0,5-12 PN 16** | DN 32 | ≤ 0.18 | 220 | 16 | 1~230 V, 50/60 Hz | 15.5 | 2186314 | C | **4,074.–** |
| **Stratos MAXO-Z 40/0,5-8 PN 16** | DN 40 | ≤ 0.19 | 220 | 16 | 1~230 V, 50/60 Hz | 17.9 | 2186315 | C | **4,287.–** |
| **Stratos MAXO-Z 40/0,5-12 PN 16** | DN 40 | ≤ 0.17 | 250 | 16 | 1~230 V, 50/60 Hz | 21.9 | 2186316 | C | **4,953.–** |

The benchmark for the most efficient circulators is EEI ≤ 0.20

= ready for delivery, L = supply availability, C = approx. 2 weeks, K = approx. 4 weeks, AX = up to 16 weeks delivery time, please inquire for every order, A = on request, = please contact Wilo
Subject to change – all prices do not include VAT. Our General Terms of Delivery and Service apply (see www.wilo.com/legal) – valid from 01/01/2022 in Germany.

**Price group: PG17**

**Ordering information PN 16**

| Type | Connection | Energy efficiency index (EEI) | Port-to-port length | Max. operating pressure | Mains connection | Gross weight, approx. | Art. no. | | |
|---|---|---|---|---|---|---|---|---|---|
| | | | *L0* mm | *p* bar | | *m* kg | | | EUR |
| **Stratos MAXO-Z 50/0,5-9 PN 16** | DN 50 | ≤ 0.17 | 280 | 16 | 1~230 V, 50/60 Hz | 20.1 | 2186317 | C | **5,965.-** |
| **Stratos MAXO-Z 65/0,5-12 PN 16** | DN 65 | ≤ 0.17 | 340 | 16 | 1~230 V, 50/60 Hz | 37.5 | 2186318 | C | **7,184.-** |

The benchmark for the most efficient circulators is EEI ≤ 0.20

**Accessories**

| Type | Description | Art. no. | | Price group | |
|---|---|---|---|---|---|
| | | | | | EUR |
| **Immersion temperature sensor Pt 1000 AA** | Pt 1000 AA immersion temperature sensor for installation in immersion sleeve. Connection to Wilo-Stratos MAXO (-D).<br>Measurement range: -5 °C to 70 °C, briefly up to 90 °C. | 2193422 | L | PG14 | **31.-** |
| **Temperature sensor Pt 1000 B** | Pt 1000 B temperature sensor to connect to piping. Connection to Wilo Stratos MAXO (-D) and Wilo-Stratos MAXO-Z.<br>Measurement range: -5 °C to 70 °C, briefly up to 90 °C. | 2193421 | L | PG14 | **31.-** |
| **Immersion sleeve G ½, 100mm** | Immersion sleeve with 100 mm port-to-port length incl. screw-in thread G 1/2" to attach the Pt 1000 AA immersion temperature sensor. | 2193424 | L | PG14 | **27.-** |
| **Immersion sleeve G ½, 45mm** | Immersion sleeve with 45 mm port-to-port length incl. screw-in thread G 1/2" to attach the Pt 1000 AA immersion temperature sensor. | 2193423 | L | PG14 | **25.-** |
| **Wilo-Smart Gateway** | REG device to establish communication between Wilo products with Wilo Net and the Wilo-Smart Cloud, as well as over the Internet.<br>Enables remote monitoring and control of connected products using the Wilo-Smart Connect function in the Wilo Assistant app. | 2197100 | L | PG14 | **584.-** |

= ready for delivery, L = supply availability, C = approx. 2 weeks, K = approx. 4 weeks, AX = up to 16 weeks delivery time, please inquire for every order, A = on request, = please contact Wilo
Subject to change – all prices do not include VAT. Our General Terms of Delivery and Service apply (see www.wilo.com/legal) – valid from 01/01/2022 in Germany.




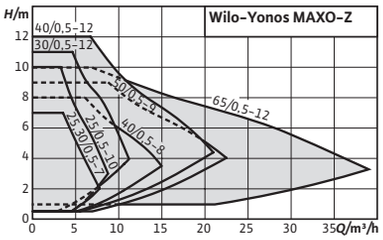


| Accessories | Page |
|---|---|
| Pipe installation/ screwed connection | 205 |
| Pipe installation/ adapter fitting | 207 |
| Thermal insulation | 224 |



# Wilo-Yonos MAXO-Z

## Construction
Glandless circulator with threaded connection or flange connection, EC motor with automatic power adjustment.

## Application
Domestic hot water circulation systems in industry and building services.

## Scope of delivery
- → Pump
- → Including gaskets for threaded connection
- → Incl. washers for flange screws (for nominal connection diameters DN 40 – DN 65)
- → Including installation and operating instructions

## Notice
According to the Drinking Water Ordinance and DIN 50930-6, only circulators with corrosion-resistant pump housings made of stainless steel or red brass (CC 499K) are to be used in domestic hot water circulation systems.

## Your advantages
- → High drinking water hygiene ensured through collective fault signal
- → Energy-saving due to high-efficiency hydraulics and synchronous motor
- → Complete transparency of the delivery head, speed and possible faults thanks to its LED display
- → Simple adjustment over three speed stages using the green Knob when replacing an uncontrolled standard pump
- → Easier electrical connection thanks to the Wilo-Plug
- → Compact design and proven user-friendliness

**Price group: PG2**

**Ordering information**

| Type | Connection | Energy efficiency index (EEI) | Port-to-port length | Max. operating pressure | Mains connection | Gross weight, approx. | Art. no. | | |
|---|---|---|---|---|---|---|---|---|---|
| | | | *L0* mm | *p* bar | | *m* kg | | | EUR |
| **Yonos MAXO-Z 25/0,5-7 PN 10** | G 1½ | ≤ 0.20 | 180 | 10 | 1~230 V, 50/60 Hz | 5 | 2175538 | L | **1,722.–** |
| **Yonos MAXO-Z 25/0,5-10 PN 10** | G 1½ | ≤ 0.20 | 180 | 10 | 1~230 V, 50/60 Hz | 5 | 2175539 | L | **1,869.–** |
| **Yonos MAXO-Z 30/0,5-7 PN 10** | G 2 | ≤ 0.20 | 180 | 10 | 1~230 V, 50/60 Hz | 5.3 | 2175540 | C | **1,851.–** |

The benchmark for the most efficient circulators is EEI ≤ 0.20

= ready for delivery, L = supply availability, C = approx. 2 weeks, K = approx. 4 weeks, AX = up to 16 weeks delivery time, please inquire for every order, A = on request, = please contact Wilo
Subject to change – all prices do not include VAT. Our General Terms of Delivery and Service apply (see www.wilo.com/legal) – valid from 01/01/2022 in Germany.

**Price group: PG2**

## Ordering information

| Type | Connection | Energy efficiency index (EEI) | Port-to-port length | Max. operating pressure | Mains connection | Gross weight, approx. | Art. no. | | |
|---|---|---|---|---|---|---|---|---|---|
| | | | *L0* mm | *p* bar | | *m* kg | | | EUR |
| **Yonos MAXO-Z 30/0,5-12 PN 10** | G 2 | ≤ 0.20 | 180 | 10 | 1~230 V, 50/60 Hz | 5.3 | 2175541 | L | **2,512.–** |
| **Yonos MAXO-Z 40/0,5-8 PN 6/10** | DN 40 | ≤ 0.20 | 220 | 10 | 1~230 V, 50/60 Hz | 13 | 2175542 | C | **3,063.–** |
| **Yonos MAXO-Z 40/0,5-12 PN 6/10** | DN 40 | ≤ 0.20 | 250 | 10 | 1~230 V, 50/60 Hz | 18.4 | 2175543 | C | **3,626.–** |
| **Yonos MAXO-Z 50/0,5-9 PN 6/10** | DN 50 | ≤ 0.20 | 280 | 10 | 1~230 V, 50/60 Hz | 19.8 | 2175544 | C | **4,481.–** |
| **Yonos MAXO-Z 65/0,5-12 PN 6/10** | DN 65 | ≤ 0.20 | 340 | 10 | 1~230 V, 50/60 Hz | 33.8 | 2175545 | C | **5,453.–** |

The benchmark for the most efficient circulators is EEI ≤ 0.20

## Accessories

| Type | Description | Art. no. | | Price group | |
|---|---|---|---|---|---|
| | | | | | EUR |
| **Wilo-Connect module Yonos MAXO** | Wilo-Connect module Yonos MAXO for single and twin-head pumps. Retrofittable plug-in module for Wilo-Yonos MAXO/Yonos MAXO-D/ Yonos MAXO-Z pump types. The Connect module Yonos MAXO is installed on the electronic module of the pump at the position of the Wilo plug. With SBM run signal, overriding Off control input (Ext.Off) and main/ standby operation with runtime-dependent switchover from main to standby pump | 2210108 | L | PG14 | **159.–** |

= ready for delivery, L = supply availability, C = approx. 2 weeks, K = approx. 4 weeks, AX = up to 16 weeks delivery time, please inquire for every order, A = on request, = please contact Wilo
Subject to change – all prices do not include VAT. Our General Terms of Delivery and Service apply (see www.wilo.com/legal) – valid from 01/01/2022 in Germany.



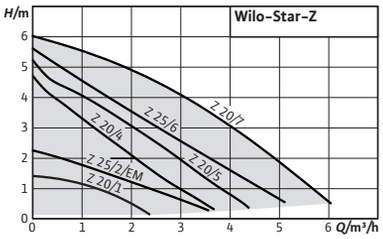


| Accessories | Page |
|---|---|
| Pipe installation/ screwed connection | 205 |
| Pipe installation/ adapter fitting | 207 |
| Thermal insulation | 224 |
| Motor protection | 257 |



# Wilo-Star-Z

## Construction
Glandless circulator with screwed connection

## Application
Domestic hot water circulation systems in the industry and building services.

**Your advantages**
→ AC pumps with electrical quick connection
→ All plastic parts that come into contact with the fluid fulfil KTW recommendations

## Scope of delivery
→ Pump
→ Gaskets
→ Installation and operating instructions

**Price group: PG1**

**Ordering information**

| Type | Pump connection | Port-to-port length | Max. operating pressure | Mains connection | Gross weight, approx. | Pieces per pallet | Art. no. | | |
|---|---|---|---|---|---|---|---|---|---|
| | | *L0* mm | *p* bar | | *m* kg | | | L | EUR |
| **Star-Z 20/1** | G 1 | 140 | 10 | 1~230 V, 50 Hz | 2.3 | 256 | 4028111 | L | **387.–** |
| **Star-Z 20/1(15-130)** | G 1 | 130 | 10 | 1~230 V, 50 Hz | 2.3 | 256 | 4232172 | L | **370.–** |
| **Star-Z 20/1-3(15-130)** | G 1 | 130 | 10 | 1~230 V, 50 Hz | 2.3 | 256 | 4232178 | L | **387.–** |
| **Star-Z 20/2-3(15-130)** | G 1 | 130 | 10 | 1~230 V, 50 Hz | 2.3 | 256 | 4232196 | L | **621.–** |
| **Star-Z 20/4-3** | G 1¼ | 150 | 10 | 1~230 V, 50 Hz | 2.4 | 256 | 4081193 | L | **631.–** |
| **Star-Z 20/5-3** | G 1¼ | 150 | 10 | 1~230 V, 50 Hz | 2.5 | 256 | 4081198 | L | **666.–** |
| **Star-Z 20/5-3(158)** | G 1¼ | 158 | 10 | 1~230 V, 50 Hz | 2.5 | 256 | 4232265 | L | **666.–** |
| **Star-Z 20/7-3** | G 1¼ | 150 | 10 | 1~230 V, 50 Hz | 2.9 | 256 | 4081203 | L | **699.–** |
| **Star-Z 25/2 EM** | G 1½ | 180 | 10 | 1~230 V, 50 Hz | 2.5 | 256 | 4029062 | L | **621.–** |
| **Star-Z 25/6-3** | G 1½ | 180 | 10 | 1~230 V, 50 Hz | 2.7 | 256 | 4047573 | L | **666.–** |

= ready for delivery, L = supply availability, C = approx. 2 weeks, K = approx. 4 weeks, AX = up to 16 weeks delivery time, please inquire for every order, A = on request, = please contact Wilo
Subject to change – all prices do not include VAT. Our General Terms of Delivery and Service apply (see www.wilo.com/legal) – valid from 01/01/2022 in Germany.



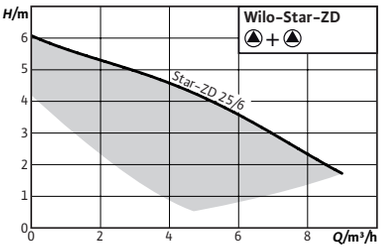


**Accessories** **Page**

Pipe installation/ screwed connection 205
Pipe installation/ adapter fitting 207
Motor protection 257

## Wilo-Star-ZD

### Construction
Glandless twin-head circulator with screwed connection; preselectable speed stages for power adjustment

### Application
Domestic hot water circulation systems in the industry and building services.

### Scope of delivery
- → Pump
- → Gaskets
- → Installation and operating instructions

### Your advantages
- → Twin-head pump for single or parallel operation
- → Suitable for every installation position with horizontal shaft; terminal box in 3-6-9-12 o'clock position
- → Internal bypass circulation, which prevents Legionella growth in the standby unit
- → Increased reliability in individual operation due to the constant availability of a standby unit ready for operation

**Price group: PG1**

**Ordering information**

| Type | Pump connection | Port-to-port length | Max. operating pressure | Mains connection | Gross weight, approx. | Pieces per pallet | Art. no. | | |
|---|---|---|---|---|---|---|---|---|---|
| | | *L0* mm | *p* bar | | *m* kg | | | | EUR |
| **Star-ZD 25/6** | G 1½ | 180 | 10 | 1~230 V, 50 Hz | 6.7 | 60 | 4111288 | C | ✆ |

= ready for delivery, L = supply availability, C = approx. 2 weeks, K = approx. 4 weeks, AX = up to 16 weeks delivery time, please inquire for every order, A = on request, ✆ = please contact Wilo
Subject to change – all prices do not include VAT. Our General Terms of Delivery and Service apply (see www.wilo.com/legal) – valid from 01/01/2022 in Germany.

**Star-ZD**




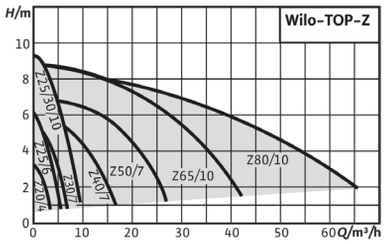


| Accessories | Page |
|---|---|
| Pipe installation/ screwed connection | 205 |
| Pipe installation/ adapter fitting | 207 |
| Motor protection | 257 |



# Wilo-TOP-Z

## Construction
Glandless circulator with screwed connection or flange connection. Pre-selectable speed stages for power adjustment

## Application
Domestic hot water circulation systems in industry and building services.

## Scope of delivery
- → Pump
- → Thermal insulation
- → Gaskets for threaded connection
- → Washers for flange screws (for nominal connection diameters DN 40 – DN 65)
- → Installation and operating instructions

## Your advantages
- → Direction of rotation signal lamp for displaying the correct sense of rotation (only with 3~)
- → With thermal insulation as standard

## Options
- → Special versions for operating pressure PN 16
- → Version for special voltage on request

## Notice
According to the Drinking Water Ordinance and DIN 50930-6, only circulation pumps with corrosion-resistant pump housings made of stainless steel or red brass (CC 499K) are to be used in domestic hot water circulation systems.

**Price group: PG2**

**Ordering information**

| Type | Pump housing material | Pump connection | Port-to-port length | Max. operating pressure | Mains connection | Gross weight, approx. | Art. no. | | |
|---|---|---|---|---|---|---|---|---|---|
| | | | *L0* mm | *p* bar | | *m* kg | | | EUR |
| **TOP-Z 20/4 (1~230 V, PN 10, Inox)** | Stainless steel | G 1¼ | 150 | 10 | 1~230 V, 50 Hz | 3.7 | 2045519 | L | **1,017.–** |
| **TOP-Z 20/4 (3~400 V, PN 10, Inox)** | Stainless steel | G 1¼ | 150 | 10 | 3~400 V, 50 Hz | 3.8 | 2045520 | L | **959.–** |
| **TOP-Z 25/6 (1~230 V, PN 10, Inox)** | Stainless steel | G 1½ | 180 | 10 | 1~230 V, 50 Hz | 4.1 | 2045521 | L | **1,035.–** |
| **TOP-Z 25/6 (3~400 V, PN 10, Inox)** | Stainless steel | G 1½ | 180 | 10 | 3~400 V, 50 Hz | 4.1 | 2045522 | L | **1,008.–** |
| **TOP-Z 25/10 (1~230 V, PN 10, RG)** | Bronze | G 1½ | 180 | 10 | 1~230 V, 50 Hz | 7.8 | 2061964 | L | **1,692.–** |

= ready for delivery, L = supply availability, C = approx. 2 weeks, K = approx. 4 weeks, AX = up to 16 weeks delivery time, please inquire for every order, A = on request, = please contact Wilo
Subject to change – all prices do not include VAT. Our General Terms of Delivery and Service apply (see www.wilo.com/legal) – valid from 01/01/2022 in Germany.

Price group: PG2

## Ordering information

| Type | Pump housing material | Pump connection | Port-to-port length | Max. operating pressure | Mains connection | Gross weight, approx. | Art. no. | | |
|---|---|---|---|---|---|---|---|---|---|
| | | | *L0* mm | *p* bar | | *m* kg | | | EUR |
| **TOP-Z 25/10 (3~400 V, PN 10, RG)** | Bronze | G 1½ | 180 | 10 | 3~400 V, 50 Hz | 7.8 | 2175509 | L | **1,641.–** |
| **TOP-Z 30/7 (1~230 V, PN 10, RG)** | Bronze | G 2 | 180 | 10 | 1~230 V, 50 Hz | 6 | 2048340 | L | **1,097.–** |
| **TOP-Z 30/7 (3~400 V, PN 10, RG)** | Bronze | G 2 | 180 | 10 | 3~400 V, 50 Hz | 5.9 | 2048341 | L | **1,041.–** |
| **TOP-Z 30/10 (1~230 V, PN 10, RG)** | Bronze | G 2 | 180 | 10 | 1~230 V, 50 Hz | 7.6 | 2059857 | L | **1,734.–** |
| **TOP-Z 30/10 (3~400 V, PN 10, RG)** | Bronze | G 2 | 180 | 10 | 3~400 V, 50 Hz | 7.8 | 2175512 | C | **1,641.–** |
| **TOP-Z 40/7 (1~230 V, PN 6/10, GG)** | Cast iron | DN 40 | 250 | 10 | 1~230 V, 50 Hz | 12.4 | 2046631 | L | **1,669.–** |
| **TOP-Z 40/7 (1~230 V, PN 6/10, RG)** | Bronze | DN 40 | 250 | 10 | 1~230 V, 50 Hz | 14.2 | 2046637 | L | **2,737.–** |
| **TOP-Z 40/7 (3~400 V, PN 6/10, GG)** | Cast iron | DN 40 | 250 | 10 | 3~400 V, 50 Hz | 12 | 2175515 | L | **1,540.–** |
| **TOP-Z 40/7 (3~400 V, PN 6/10, RG)** | Bronze | DN 40 | 250 | 10 | 3~400 V, 50 Hz | 14.2 | 2175516 | L | **3,007.–** |
| **TOP-Z 50/7 (3~400 V, PN 6/10, GG)** | Cast iron | DN 50 | 280 | 10 | 3~400 V, 50 Hz | 17.9 | 2175521 | L | **2,185.–** |
| **TOP-Z 50/7 (3~400 V, PN 6/10, RG)** | Bronze | DN 50 | 280 | 10 | 3~400 V, 50 Hz | 20.7 | 2175522 | L | **3,563.–** |
| **TOP-Z 65/10 (3~400 V, PN 6/10, GG)** | Cast iron | DN 65 | 340 | 10 | 3~400 V, 50 Hz | 29.7 | 2175527 | C | **3,747.–** |
| **TOP-Z 65/10 (3~400 V, PN 6/10, RG)** | Bronze | DN 65 | 340 | 10 | 3~400 V, 50 Hz | 32.5 | 2175528 | L | **5,288.–** |
| **TOP-Z 80/10 (3~400 V, PN 6, GG)** | Cast iron | DN 80 | 360 | 6 | 3~400 V, 50 Hz | 30 | 2175531 | C | **4,542.–** |
| **TOP-Z 80/10 (3~400 V, PN 6, RG)** | Bronze | DN 80 | 360 | 6 | 3~400 V, 50 Hz | 34.5 | 2175532 | C | **6,155.–** |
| **TOP-Z 80/10 (3~400 V, PN 10, GG)** | Cast iron | DN 80 | 360 | 10 | 3~400 V, 50 Hz | 34 | 2175533 | C | **4,767.–** |
| **TOP-Z 80/10 (3~400 V, PN 10, RG)** | Bronze | DN 80 | 360 | 10 | 3~400 V, 50 Hz | 37 | 2175534 | C | **6,383.–** |

Price group: PG2

## Ordering information PN 16

| Type | Pump housing material | Pump connection | Port-to-port length | Max. operating pressure | Mains connection | Gross weight, approx. | Art. no. | | |
|---|---|---|---|---|---|---|---|---|---|
| | | | *L0* mm | *p* bar | | *m* kg | | | EUR |
| **TOP-Z 25/10 (1~230 V, PN 16, RG)** | Bronze | G 1½ | 180 | 16 | 1~230 V, 50 Hz | 7.8 | 2086131 | C | **2,196.–** |
| **TOP-Z 25/10 (3~400 V, PN 16, RG)** | Bronze | G 1½ | 180 | 16 | 3~400 V, 50 Hz | 7.8 | 2175510 | C | **2,099.–** |
| **TOP-Z 30/10 (1~230 V, PN 16, RG)** | Bronze | G 2 | 180 | 16 | 1~230 V, 50 Hz | 7.6 | 2115863 | C | **2,319.–** |
| **TOP-Z 30/10 (3~400 V, PN 16, RG)** | Bronze | G 2 | 180 | 16 | 3~400 V, 50 Hz | 7.7 | 2175513 | C | **2,357.–** |
| **TOP-Z 40/7 (1~230 V, PN 16, GG)** | Cast iron | DN 40 | 250 | 16 | 1~230 V, 50 Hz | 12.4 | 2071094 | C | **2,384.–** |
| **TOP-Z 40/7 (1~230 V, PN 16, RG)** | Bronze | DN 40 | 250 | 16 | 1~230 V, 50 Hz | 14.2 | 2070569 | C | **3,774.–** |

= ready for delivery, L = supply availability, C = approx. 2 weeks, K = approx. 4 weeks, AX = up to 16 weeks delivery time, please inquire for every order, A = on request, = please contact Wilo
Subject to change – all prices do not include VAT. Our General Terms of Delivery and Service apply (see www.wilo.com/legal) – valid from 01/01/2022 in Germany.

TOP-Z

**Price group: PG2**

**Ordering information PN 16**

| Type | Pump housing material | Pump connection | Port-to-port length | Max. operating pressure | Mains connection | Gross weight, approx. | Art. no. | | |
|---|---|---|---|---|---|---|---|---|---|
| | | | *L0* mm | *p* bar | | *m* kg | | | EUR |
| **TOP-Z 40/7 (3~400 V, PN 16, GG)** | Cast iron | DN 40 | 250 | 16 | 3~400 V, 50 Hz | 12.4 | 2175517 | C | **2,257.–** |
| **TOP-Z 40/7 (3~400 V, PN 16, RG)** | Bronze | DN 40 | 250 | 16 | 3~400 V, 50 Hz | 14.2 | 2175518 | C | **3,650.–** |
| **TOP-Z 50/7 (3~400 V, PN 16, GG)** | Cast iron | DN 50 | 280 | 16 | 3~400 V, 50 Hz | 18 | 2175523 | C | **2,977.–** |
| **TOP-Z 50/7 (3~400 V, PN 16, RG)** | Bronze | DN 50 | 280 | 16 | 3~400 V, 50 Hz | 21 | 2175524 | C | **4,480.–** |
| **TOP-Z 65/10 (3~400 V, PN 16, GG)** | Cast iron | DN 65 | 340 | 16 | 3~400 V, 50 Hz | 29.7 | 2175529 | C | **4,534.–** |
| **TOP-Z 65/10 (3~400 V, PN 16, RG)** | Bronze | DN 65 | 340 | 16 | 3~400 V, 50 Hz | 32.5 | 2175530 | C | **6,075.–** |
| **TOP-Z 80/10 (3~400 V, PN 16, GG)** | Cast iron | DN 80 | 360 | 16 | 3~400 V, 50 Hz | 34 | 2175535 | C | **5,695.–** |
| **TOP-Z 80/10 (3~400 V, PN 16, RG)** | Bronze | DN 80 | 360 | 16 | 3~400 V, 50 Hz | 37 | 2175536 | C | **7,169.–** |



= ready for delivery, L = supply availability, C = approx. 2 weeks, K = approx. 4 weeks, AX = up to 16 weeks delivery time, please inquire for every order, A = on request, = please contact Wilo
Subject to change – all prices do not include VAT. Our General Terms of Delivery and Service apply (see www.wilo.com/legal) – valid from 01/01/2022 in Germany.




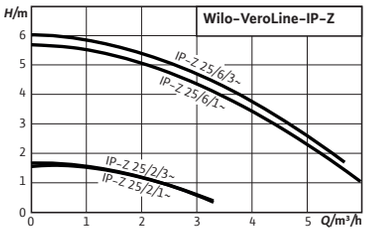


# Wilo-VeroLine-IP-Z

## Construction

Glanded circulator in in-line design with screwed connection
Top suction inlet. A special version (-N0) is required for a downward suction inlet.

## Application

For pumping drinking water, cold and hot water (in accordance with VDI 2035) without abrasive substances, in heating, cold water and cooling water systems

## Scope of delivery

**Your advantages**

- → High resistance to corrosive fluids due to stainless steel housing and Noryl impeller
- → Wide range of applications due to suitability for water hardness up to 5 mmol/l (28 °dH)
- → All plastic parts that come into contact with the fluid fulfil KTW recommendations

- → Pump
- → Installation and operating instructions

**Price group: PG3**

**Ordering information (2-pole types)**

| Type | Port-to-port length | Max. operating pressure | Mains connection | Gross weight, approx. | Art. no. | | |
|---|---|---|---|---|---|---|---|
| | *L0* mm | *p* bar | | *m* kg | | 🚚 | EUR |
| **VeroLine-IP-Z 25/6 DM** | 180 | 10 | 3~230 V, 3~400 V, 50 Hz | 5.2 | 4090294 | L | **964.-** |
| **VeroLine-IP-Z 25/6 EM** | 180 | 10 | 1~230 V, 50 Hz | 6.1 | 4090295 | L | **1,045.-** |

**Price group: PG3**

**Ordering information (4-pole types)**

| Type | Port-to-port length | Max. operating pressure | Mains connection | Gross weight, approx. | Art. no. | | |
|---|---|---|---|---|---|---|---|
| | *L0* mm | *p* bar | | *m* kg | | 🚚 | EUR |
| **VeroLine-IP-Z 25/2 DM** | 180 | 10 | 3~230 V, 3~400 V, 50 Hz | 4.7 | 4090292 | L | **858.-** |
| **VeroLine-IP-Z 25/2 EM** | 180 | 10 | 1~230 V, 50 Hz | 5.7 | 4090293 | L | **891.-** |

**Price group: PG14**

**Accessories**

| Type | Description | Art. no. | | |
|---|---|---|---|---|
| | | | 🚚 | EUR |
| **KIT-NEC-33-IL-Z** | 2 stainless steel adapters (1 set), G1½ i x G2 a x 33 | 4037301 | L | **91.-** |

🚚 = ready for delivery, L = supply availability, C = approx. 2 weeks, K = approx. 4 weeks, AX = up to 16 weeks delivery time, please inquire for every order, A = on request, 📞 = please contact Wilo
Subject to change – all prices do not include VAT. Our General Terms of Delivery and Service apply (see www.wilo.com/legal) – valid from 01/01/2022 in Germany.



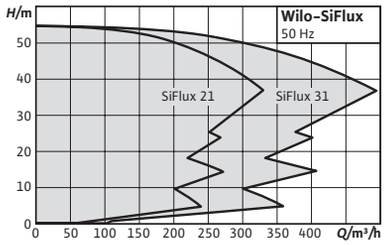




# Wilo-SiFlux

## Construction

High-efficiency, fully automatic, ready for connection multi-pump system for the implementation of larger volume flows in heating, cold water and cooling systems. 3 to 4 parallel-switched, electronically controlled inline pumps in glanded design of the series VeroLine-IP-E or CronoLine-IL-E. One pump in each case as standby pump. Including Smart Controller SCe.

## Application

For pumping heating water (in accordance with VDI 2035), water-glycol mixtures and cooling and cold water without abrasive substances in heating, cold water and cooling water systems

## Your advantages

- → Rapid, easy installation with pre-installed system. Troubleshooting minimised as a result.
- → Energy-saving: Operation in partial load range in accordance with current demand.
- → Reliable system thanks to intermatched components.
- → Compact design, good accessibility of all components.
- → Everything from a single source. Less need for clarification at time of procurement.

## Scope of delivery

- → Multi-pump system Wilo-SiFlux
- → Wilo-SiFlux installation and operating instructions
- → Pump installation and operating instructions
- → Switchgear installation and operating instructions

**Price group: PG6**

**Ordering information**

| Type | Mains connection | Max. operating pressure | Pumps | Flow rate | Rated current | Gross weight, approx. | Art. no. | | |
|---|---|---|---|---|---|---|---|---|---|
| | | *p* bar | | *Q* m³/h | $I_N$ A | *m* kg | | 🚚 | EUR |
| **SiFlux 21-95-IL-E 80/160-11/2-SC-16-T4** | 3~380 V, 50/60 Hz / 3~400 V, 50/60 Hz / 3~440 V, 50/60 Hz | 16 | 3 | 95.0 | 20.2 | 1576 | 4189235 | A | **63,352.-** |
| **SiFlux 21-120-IL-E 80/160-11/2-SC-16-T4** | 3~380 V, 50/60 Hz / 3~400 V, 50/60 Hz / 3~440 V, 50/60 Hz | 16 | 3 | 120.0 | 20.2 | 1912 | 4189241 | A | **80,834.-** |
| **SiFlux 21-IL-E 40/170-5,5/2-SC-16-T4** | 3~380 V, 50/60 Hz / 3~400 V, 50/60 Hz / 3~440 V, 50/60 Hz | 16 | 3 | 25.0 | 10.3 | 852 | 4189218 | K | **39,681.-** |

🚚 = ready for delivery, L = supply availability, C = approx. 2 weeks, K = approx. 4 weeks, AX = up to 16 weeks delivery time, please inquire for every order, A = on request, 📞 = please contact Wilo
Subject to change – all prices do not include VAT. Our General Terms of Delivery and Service apply (see www.wilo.com/legal) – valid from 01/01/2022 in Germany.

**Price group: PG6**

**Ordering information**

| Type | Mains connection | Max. operating pressure | Pumps | Flow rate | Rated current | Gross weight, approx. | Art. no. | | |
|---|---|---|---|---|---|---|---|---|---|
| | | *p* bar | | *Q* m³/h | $I_N$ A | *m* kg | | | EUR |
| **SiFlux 21-IL-E 50/180-7,5/2-SC-16-T4** | 3~380 V, 50/60 Hz / 3~400 V, 50/60 Hz / 3~440 V, 50/60 Hz | 16 | 3 | 45.0 | 13.2 | 1058 | 4189224 | K | **44,109.–** |
| **SiFlux 21-IL-E 65/160-7,5/2-SC-16-T4** | 3~380 V, 50/60 Hz / 3~400 V, 50/60 Hz / 3~440 V, 50/60 Hz | 16 | 3 | 65.0 | 13.2 | 1180 | 4189230 | K | **53,315.–** |
| **SiFlux 21-IL-E 80/140-7,5/2-SC-16-T4** | 3~380 V, 50/60 Hz / 3~400 V, 50/60 Hz / 3~440 V, 50/60 Hz | 16 | 3 | 120.0 | 13.2 | 1709 | 4189240 | A | **64,420.–** |
| **SiFlux 21-IL-E 80/170-15/2-SC-16-T4** | 3~380 V, 50/60 Hz / 3~400 V, 50/60 Hz / 3~440 V, 50/60 Hz | 16 | 3 | 95.0 | 28.3 | 1596 | 4189236 | A | **73,160.–** |
| **SiFlux 21-IL-E 80/200-22/2-SC-16-T4** | 3~380 V, 50/60 Hz / 3~400 V, 50/60 Hz / 3~440 V, 50/60 Hz | 16 | 3 | 120.0 | 40.2 | 2069 | 4189242 | A | **89,252.–** |
| **SiFlux 21-IP-E 40/120-1,5/2-SC-16-T4** | 3~380 V, 50/60 Hz / 3~400 V, 50/60 Hz / 3~440 V, 50/60 Hz | 10 | 3 | 25.0 | 5 | 680 | 4189216 | K | **28,162.–** |
| **SiFlux 21-IP-E 40/160-4/2-SC-16-T4** | 3~380 V, 50/60 Hz / 3~400 V, 50/60 Hz / 3~440 V, 50/60 Hz | 10 | 3 | 25.0 | 12 | 723 | 4189217 | K | **31,921.–** |
| **SiFlux 21-IP-E 50/130-2,2/2-SC-16-T4** | 3~380 V, 50/60 Hz / 3~400 V, 50/60 Hz / 3~440 V, 50/60 Hz | 10 | 3 | 45.0 | 6.8 | 833 | 4189222 | K | **31,869.–** |
| **SiFlux 21-IP-E 50/150-4/2-SC-16-T4** | 3~380 V, 50/60 Hz / 3~400 V, 50/60 Hz / 3~440 V, 50/60 Hz | 10 | 3 | 45.0 | 12 | 873 | 4189223 | C | **38,385.–** |
| **SiFlux 21-IP-E 65/120-3/2-SC-16-T4** | 3~380 V, 50/60 Hz / 3~400 V, 50/60 Hz / 3~440 V, 50/60 Hz | 10 | 3 | 65.0 | 9.3 | 1002 | 4189228 | K | **38,525.–** |
| **SiFlux 21-IP-E 65/130-4/2-SC-16-T4** | 3~380 V, 50/60 Hz / 3~400 V, 50/60 Hz / 3~440 V, 50/60 Hz | 10 | 3 | 65.0 | 12 | 1027 | 4189229 | K | **46,502.–** |
| **SiFlux 21-IP-E 80/110-4/2-SC-10-T4** | 3~380 V, 50/60 Hz / 3~400 V, 50/60 Hz / 3~440 V, 50/60 Hz | 10 | 3 | 95.0 | 12 | 1224 | 4196555 | A | **48,508.–** |
| **SiFlux 31-95-IL-E 80/160-11/2-SC-16-T4** | 3~380 V, 50/60 Hz / 3~400 V, 50/60 Hz / 3~440 V, 50/60 Hz | 16 | 4 | 95.0 | 20.2 | 1997 | 4189238 | A | **82,393.–** |
| **SiFlux 31-120-IL-E 80/160-11/2-SC-16-T4** | 3~380 V, 50/60 Hz / 3~400 V, 50/60 Hz / 3~440 V, 50/60 Hz | 16 | 4 | 120.0 | 20.2 | 2379 | 4189244 | A | **101,478.–** |
| **SiFlux 31-IL-E 40/170-5,5/2-SC-16-T4** | 3~380 V, 50/60 Hz / 3~400 V, 50/60 Hz / 3~440 V, 50/60 Hz | 16 | 4 | 25.0 | 10.3 | 1167 | 4189221 | K | **48,885.–** |
| **SiFlux 31-IL-E 50/180-7,5/2-SC-16-T4** | 3~380 V, 50/60 Hz / 3~400 V, 50/60 Hz / 3~440 V, 50/60 Hz | 16 | 4 | 45.0 | 13.2 | 1437 | 4189227 | K | **56,740.–** |
| **SiFlux 31-IL-E 65/160-7,5/2-SC-16-T4** | 3~380 V, 50/60 Hz / 3~400 V, 50/60 Hz / 3~440 V, 50/60 Hz | 16 | 4 | 65.0 | 13.2 | 1620 | 4189233 | A | **72,742.–** |
| **SiFlux 31-IL-E 80/140-7,5/2-SC-16-T4** | 3~380 V, 50/60 Hz / 3~400 V, 50/60 Hz / 3~440 V, 50/60 Hz | 16 | 4 | 120.0 | 13.2 | 2109 | 4189243 | A | **85,558.–** |
| **SiFlux 31-IL-E 80/170-15/2-SC-16-T4** | 3~380 V, 50/60 Hz / 3~400 V, 50/60 Hz / 3~440 V, 50/60 Hz | 16 | 4 | 95.0 | 28.3 | 2024 | 4189239 | A | **96,649.–** |

🚚 = ready for delivery, L = supply availability, C = approx. 2 weeks, K = approx. 4 weeks, AX = up to 16 weeks delivery time, please inquire for every order, A = on request, 📞 = please contact Wilo
Subject to change – all prices do not include VAT. Our General Terms of Delivery and Service apply (see www.wilo.com/legal) – valid from 01/01/2022 in Germany.

**Price group: PG6**

**Ordering information**

| Type | Mains connection | Max. operating pressure | Pumps | Flow rate | Rated current | Gross weight, approx. | Art. no. | | |
|---|---|---|---|---|---|---|---|---|---|
| | | *p* bar | | *Q* m³/h | $I_N$ A | *m* kg | | | EUR |
| **SiFlux 31-IL-E 80/200-22/2-SC-16-T4** | 3~380 V, 50/60 Hz / 3~400 V, 50/60 Hz / 3~440 V, 50/60 Hz | 16 | 4 | 120.0 | 40.2 | 2590 | 4189245 | A | **113,744.–** |
| **SiFlux 31-IP-E 40/120-1,5/2-SC-16-T4** | 3~380 V, 50/60 Hz / 3~400 V, 50/60 Hz / 3~440 V, 50/60 Hz | 10 | 4 | 25.0 | 5 | 936 | 4189219 | K | **34,845.–** |
| **SiFlux 31-IP-E 40/160-4/2-SC-16-T4** | 3~380 V, 50/60 Hz / 3~400 V, 50/60 Hz / 3~440 V, 50/60 Hz | 10 | 4 | 25.0 | 12 | 994 | 4189220 | K | **40,211.–** |
| **SiFlux 31-IP-E 50/130-2,2/2-SC-16-T4** | 3~380 V, 50/60 Hz / 3~400 V, 50/60 Hz / 3~440 V, 50/60 Hz | 10 | 4 | 45.0 | 6.8 | 1137 | 4189225 | K | **43,193.–** |
| **SiFlux 31-IP-E 50/150-4/2-SC-16-T4** | 3~380 V, 50/60 Hz / 3~400 V, 50/60 Hz / 3~440 V, 50/60 Hz | 10 | 4 | 45.0 | 12 | 1191 | 4189226 | K | **49,054.–** |
| **SiFlux 31-IP-E 65/120-3/2-SC-16-T4** | 3~380 V, 50/60 Hz / 3~400 V, 50/60 Hz / 3~440 V, 50/60 Hz | 10 | 4 | 65.0 | 9.3 | 1350 | 4189231 | A | **53,372.–** |
| **SiFlux 31-IP-E 65/130-4/2-SC-16-T4** | 3~380 V, 50/60 Hz / 3~400 V, 50/60 Hz / 3~440 V, 50/60 Hz | 10 | 4 | 65.0 | 12 | 1379 | 4189232 | A | **61,116.–** |
| **SiFlux 31-IP-E 80/110-4/2-SC-10-T4** | 3~380 V, 50/60 Hz / 3~400 V, 50/60 Hz / 3~440 V, 50/60 Hz | 10 | 4 | 95.0 | 12 | 1532 | 4196556 | A | **66,657.–** |

= ready for delivery, L = supply availability, C = approx. 2 weeks, K = approx. 4 weeks, AX = up to 16 weeks delivery time, please inquire for every order, A = on request, = please contact Wilo
Subject to change – all prices do not include VAT. Our General Terms of Delivery and Service apply (see www.wilo.com/legal) – valid from 01/01/2022 in Germany.



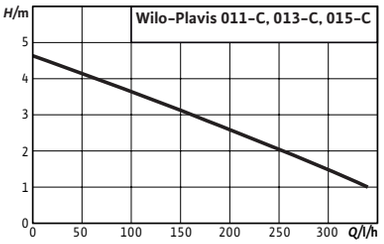


# Wilo-Plavis 011-C

## Construction
Automatic condensate lifting unit

## Application
- → Condensing boiler technology
- → Air-conditioning and cooling systems (e.g. refrigerators and evaporators)

## Scope of delivery
- → Condensate lifting unit with electrode level switching
- → Tank, cover and service cap
- → 1.5 m long electric cable
- → Installation and operating instructions

## Your advantages
- → Reliable level measurement guarantees high levels of operational reliability
- → Easy installation thanks to Plug & Pump system with adaptable inlet
- → Quick and easy maintenance thanks to removable service cap and integrated non-return ball valve
- → Energy savings due to low electricity consumption (≤ 20 W)
- → Perfect integration into the customer environment thanks to its compact, modern design and quiet operation (≤ 40 dBA)

## Notice
Changed dimensions to previous model

**Price group: PG7**

**Ordering information**

| Type | Volume | Art. no. | | |
|---|---|---|---|---|
| | *V* | | | |
| | l | | | EUR |
| **Plavis 011-C** | 0.7 | 2548593 | L | **106.-** |

= ready for delivery, L = supply availability, C = approx. 2 weeks, K = approx. 4 weeks, AX = up to 16 weeks delivery time, please inquire for every order, A = on request, = please contact Wilo
Subject to change – all prices do not include VAT. Our General Terms of Delivery and Service apply (see www.wilo.com/legal) – valid from 01/01/2022 in Germany.



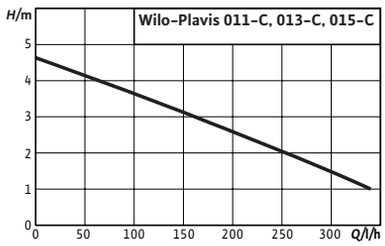




# Wilo-Plavis 013-C

## Construction
Automatic condensate lifting unit

## Application
- → Condensing boiler technology
- → Air-conditioning and cooling systems (e.g. refrigerators and evaporators)

## Scope of delivery
- → Condensate lifting unit with electrode level switching
- → Tank, cover and service cap
- → 1.5 m long electric cable
- → Hose on the pressure side (Ø 8 mm, 5 m)
- → Adjustable inlets (2 rubber guides Ø 2/32 mm)
- → Screws (Ø 4) and anchors (2x) for wall fixation
- → Installation and operating instructions

## Your advantages
- → Higher operational reliability thanks to integrated visual alarm and alarm contact (NC/NO contact)
- → Reliable level measurement via electrode level switching
- → Easy installation thanks to Plug & Pump system with adaptable inlet and rotatable cover
- → Quick and easy maintenance thanks to removable service cap and integrated non-return ball valve
- → Energy savings due to low electricity consumption (≤ 20 W)
- → Perfect integration into the customer environment thanks to its compact, modern construction and quiet operation (≤ 40 dBA)

## Notice
Changed dimensions to previous model

**Price group: PG7**

| Ordering information | | | | |
|---|---|---|---|---|
| **Type** | **Volume** | **Art. no.** | | |
| | *V* l | | | EUR |
| **Plavis 013-C** | 1.1 | 2548552 | L | **135.-** |

= ready for delivery, L = supply availability, C = approx. 2 weeks, K = approx. 4 weeks, AX = up to 16 weeks delivery time, please inquire for every order, A = on request, = please contact Wilo
Subject to change – all prices do not include VAT. Our General Terms of Delivery and Service apply (see www.wilo.com/legal) – valid from 01/01/2022 in Germany.



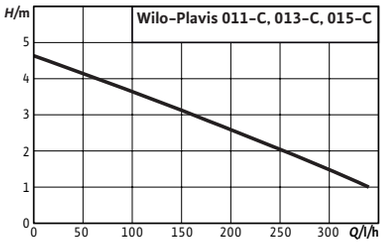


## Wilo-Plavis 015-C

### Construction
Automatic condensate lifting unit

### Application
- → Condensing boiler technology
- → Air-conditioning and cooling systems (e.g. refrigerators and evaporators)

### Scope of delivery
- → Condensate lifting unit with electrode level switching
- → Tank, cover and service cap
- → 1.5 m long electric cable
- → Hose on the pressure side (Ø 8 mm, 5 m)
- → Adjustable inlets (4 rubber guides Ø 2/32 mm)
- → Screws (Ø 4) and anchors (2x) for wall fixation
- → Granulate chamber incl. pH-neutralisation granulate
- → Installation and operating instructions

### Notice
Changed dimensions to previous model

### Your advantages
- → Higher operational reliability thanks to integrated visual and acoustic alarm and alarm contact (NC/NO contact)
- → Reliable level measurement via electrode level switching
- → Neutralisation of condensate thanks to integrated granulate chamber
- → Easy installation thanks to Plug & Pump system with adaptable inlet and rotatable cover
- → Quick and easy maintenance thanks to removable service cap and integrated non-return ball valve
- → Energy savings due to low electricity consumption (≤ 20 W)
- → Perfect integration into the customer environment thanks to its compact, modern construction and quiet operation (≤ 40 dBA)

**Price group: PG7**

**Ordering information**

| Type | Volume | Art. no. | | |
|---|---|---|---|---|
| | *V* l | | | EUR |
| **Plavis 015-C** | 1.6 | 2548553 | L | **182.-** |

= ready for delivery, L = supply availability, C = approx. 2 weeks, K = approx. 4 weeks, AX = up to 16 weeks delivery time, please inquire for every order, A = on request, = please contact Wilo
Subject to change – all prices do not include VAT. Our General Terms of Delivery and Service apply (see www.wilo.com/legal) – valid from 01/01/2022 in Germany.





# Wilo-SiClean

## Construction

Compact particle separator delivered as kit and easy to install. Kit consisting of mechanical and hydraulic components: Circulator, particle separator, drain valve, automatic volume flow limiter, ventilation unit, switchbox for monitoring the circulator. For wall fixation or floor installation (type-dependent). Suction and pressure connections as well as mains connection are provided by the customer. Manual emptying of the system.

## Application

WILO-SiClean removes magnetic and non-magnetic particles from heating systems via natural physical phenomena. The ventilation unit can also be used to expel micro bubbles. For installation in commercial properties (office buildings, hotels, hospitals, shopping centres, schools,...) and heating and air conditioning systems for district heating.

## Your advantages

- → Removal of magnetic and non-magnetic particles from the medium and venting of micro bubbles
- → High cleaning efficiency due to physical effects (gravity, filtration, magnetic effects, pressure reduction effect)
- → Easy to use due to ease of installation, maintenance, and simplified settings
- → Corrosion-resistant thanks to stainless steel particle separator

## Scope of delivery

- → Particle separator Wilo-SiClean (pre-assembled kit)
- → Switchbox
- → Wilo-SiClean installation and operating instructions
- → Circulator installation and operating instructions

**Price group: PG6**

**Ordering information**

| Type | Mains connection | Gross weight, approx. | Art. no. | | |
|---|---|---|---|---|---|
| | | *m* kg | | 🚚 | EUR |
| **SiClean 0,5** | 1~230 V, 50 Hz | 14 | 4195118 | C | **3,848.–** |
| **SiClean 1** | 1~230 V, 50 Hz | 16 | 4195119 | C | **4,247.–** |
| **SiClean 2** | 1~230 V, 50 Hz | 18 | 4195120 | C | **4,708.–** |
| **SiClean 3** | 1~230 V, 50 Hz | 55 | 4195121 | C | **5,954.–** |
| **SiClean 4** | 1~230 V, 50 Hz | 68 | 4195122 | C | **7,425.–** |
| **SiClean 5** | 1~230 V, 50 Hz | 74 | 4195123 | C | **8,267.–** |

🚚 = ready for delivery, L = supply availability, C = approx. 2 weeks, K = approx. 4 weeks, AX = up to 16 weeks delivery time, please inquire for every order, A = on request, 📞 = please contact Wilo
Subject to change – all prices do not include VAT. Our General Terms of Delivery and Service apply (see www.wilo.com/legal) – valid from 01/01/2022 in Germany.



## Wilo-SiClean Comfort

### Construction
Fully-automatic, compact particle separator, provided as “Plug & Play” version, easy to install. System consisting of mechanical and hydraulic components: Pump, separator including particle collection chamber, automatic flushing device, venting unit, SC switchgear for controlling the pump and the flushing device. The system is placed at the installation location and fixed to the floor. Suction and pressure connections as well as mains connection are provided by the customer. The system is drained automatically based on the switchgear parameters.

### Application
WILO-SiClean Comfort removes particles from heating systems using natural physical phenomena. For installation in commercial properties (office buildings, hotels, hospitals, shopping centres, schools,...) and heating and air conditioning systems for district heating.

### Scope of delivery
- → Particle separator Wilo-SiClean Comfort
- → Wilo-SiClean Comfort installation and operating instructions (including description of SC switchgear)
- → Wilo-Veroline IPL... installation and operating instructions

### Your advantages
- → High efficiency via combination of physical effects: Centrifugal forces, magnetophoresis and Vortex effect
- → Easy to handle thanks to fully automated operation
- → Rapid and easy installation via “plug & play” design
- → Very convenient due to fully automated and adjustable disposal of collected particles in the desludging tank
- → Highly functional thanks to removal of all magnetic and non-magnetic particles, free air and micro-bubbles in the fluid, as well as support for the degasification process.

**Price group: PG6**

**Ordering information**

| Type | Mains connection | Gross weight, approx. | Art. no. | | |
|---|---|---|---|---|---|
| | | *m*<br>kg | | | EUR |
| **SiClean Comfort 12** | 3~400 V, 50 Hz | 137 | 4194907 | K | **15,934.–** |
| **SiClean Comfort 15** | 3~400 V, 50 Hz | 137 | 4194908 | K | **16,282.–** |
| **SiClean Comfort 20** | 3~400 V, 50 Hz | 138 | 4194909 | K | **16,833.–** |
| **SiClean Comfort 25** | 3~400 V, 50 Hz | 139 | 4194910 | K | **17,155.–** |
| **SiClean Comfort 30** | 3~400 V, 50 Hz | 195 | 4194911 | K | **18,254.–** |
| **SiClean Comfort 40** | 3~400 V, 50 Hz | 202 | 4194912 | K | **18,990.–** |
| **SiClean Comfort 50** | 3~400 V, 50 Hz | 211 | 4194913 | K | **19,585.–** |
| **SiClean Comfort 65** | 3~400 V, 50 Hz | 252 | 4194914 | K | **21,278.–** |



= ready for delivery, L = supply availability, C = approx. 2 weeks, K = approx. 4 weeks, AX = up to 16 weeks delivery time, please inquire for every order, A = on request, = please contact Wilo
Subject to change – all prices do not include VAT. Our General Terms of Delivery and Service apply (see www.wilo.com/legal) – valid from 01/01/2022 in Germany.



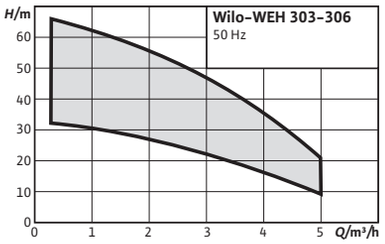


## Wilo-WEH

### Construction

Compact pressure keeping system ready for connection for easy installation and commissioning. System comprising mechanical and hydraulic components as well as CE + switchgears.

### Scope of delivery

- → Wilo-WEH/Wilo-WEV system
- → Installation and operating instructions Wilo-WEH/WEV
- → Installation and operating instructions pump
- → Installation and operating instructions switchgear
- → Tanks to be ordered separately

### Your advantages

- → System ready to connect
- → Open tanks range in PPH, light and corrosion proof.
- → Easy-to-adjust switchgear including safety features.
- → High corrosion resistance materials including 304 stainless steel collectors.
- → MHIL and MVIL pumps with IE2 motor and stainless steel hydraulics
- → Possibility to order non-standard versions in MSO

**Price group: PG6**

**Ordering information**

| WEH | Mains connection | Gross weight, approx. m kg | Art. no. | | |
|---|---|---|---|---|---|
| **WEH-1-303-M/CE** | 1~230 V, 50 Hz | 61 | 4157251 | A | |
| **WEH-1-303-T/CE** | 3~400 V, 50 Hz | 61 | 4157255 | A | |
| **WEH-1-304-M/CE** | 1~230 V, 50 Hz | 62 | 4157252 | A | |
| **WEH-1-304-T/CE** | 3~400 V, 50 Hz | 62 | 4157256 | A | |
| **WEH-1-305-M/CE** | 1~230 V, 50 Hz | 66 | 4157253 | A | |
| **WEH-1-305-T/CE** | 3~400 V, 50 Hz | 67 | 4157257 | A | |
| **WEH-1-306-M/CE** | 1~230 V, 50 Hz | 69 | 4157254 | A | |
| **WEH-1-306-T/CE** | 3~400 V, 50 Hz | 67 | 4157258 | A | |
| **WEH-2-303-M/CE** | 1~230 V, 50 Hz | 78 | 4157259 | A | |
| **WEH-2-303-T/CE** | 3~400 V, 50 Hz | 78 | 4157263 | A | |
| **WEH-2-303-T/CE-2D** | 3~400 V, 50 Hz | 76 | 4185931 | A | |
| **WEH-2-304-M/CE** | 1~230 V, 50 Hz | 80 | 4157260 | A | |
| **WEH-2-304-T/CE** | 3~400 V, 50 Hz | 80 | 4157264 | A | |
| **WEH-2-304-T/CE-2D** | 3~400 V, 50 Hz | 78 | 4185932 | A | |

= ready for delivery, L = supply availability, C = approx. 2 weeks, K = approx. 4 weeks, AX = up to 16 weeks delivery time, please inquire for every order, A = on request, = please contact Wilo
Subject to change – all prices do not include VAT. Our General Terms of Delivery and Service apply (see www.wilo.com/legal) – valid from 01/01/2022 in Germany.

**WEH**

Price group: PG6

## Ordering information

| WEH | Mains connection | Gross weight, approx. | Art. no. | | |
|---|---|---|---|---|---|
| | | *m* | | | |
| | | kg | | | |
| **WEH-2-305-M/CE** | 1~230 V, 50 Hz | 88 | 4157261 | A | |
| **WEH-2-305-T/CE** | 3~400 V, 50 Hz | 91 | 4157265 | A | |
| **WEH-2-305-T/CE-2D** | 3~400 V, 50 Hz | 89 | 4185933 | A | |
| **WEH-2-306-M/CE** | 1~230 V, 50 Hz | 94 | 4157262 | A | |
| **WEH-2-306-T/CE** | 3~400 V, 50 Hz | 91 | 4157266 | A | |
| **WEH-2-306-T/CE-2D** | 3~400 V, 50 Hz | 89 | 4185934 | A | |

## Accessories

| Type | Break tank volume | Max. inlet pressure | Height without packaging | Dimensions | Art. no. | | Price group | |
|---|---|---|---|---|---|---|---|---|
| | *V* | | *H* | *l* | | | | |
| | l | bar | mm | | | | | |
| **WEH/WEV open tank, 200 l** | 200 | 10 | 1550 | 495 | 4157311 | A | PG14 | |
| **WEH/WEV open tank, 400 l** | 400 | 10 | 2000 | 620 | 4157312 | A | PG14 | |
| **WEH/WEV open tank, 600 l** | 600 | 10 | 2000 | 700 | 4157313 | A | PG14 | |
| **WEH/WEV open tank, 800 l** | 800 | 10 | 2000 | 800 | 4157314 | A | PG14 | |
| **WEH/WEV open tank, 1000 l** | 1000 | 10 | 2000 | 890 | 4157315 | A | PG14 | |
| **WEH/WEV open tank, 1500 l** | 1500 | 10 | 2000 | 1110 | 4157316 | A | PG14 | |
| **WEH/WEV open tank, 2000 l** | 2000 | 10 | 2000 | 1290 | 4157317 | A | PG14 | |
| **WEH/WEV open tank, 2500 l** | 2500 | 10 | 2000 | 1390 | 4157318 | A | PG14 | |
| **WEH/WEV open tank, 3000 l** | 3000 | 10 | 2000 | 1540 | 4157319 | A | PG14 | |
| **WEH/WEV open tank, 3500 l** | 3500 | 10 | 2000 | 1630 | 4157320 | A | PG14 | |
| **WEH/WEV open tank, 4000 l** | 4000 | 10 | 2000 | 1740 | 4157321 | A | PG14 | |
| **WEH/WEV open tank, 5000 l** | 5000 | 10 | 2000 | 1950 | 4157322 | A | PG14 | |



= ready for delivery, L = supply availability, C = approx. 2 weeks, K = approx. 4 weeks, AX = up to 16 weeks delivery time, please inquire for every order, A = on request, = please contact Wilo
Subject to change – all prices do not include VAT. Our General Terms of Delivery and Service apply (see www.wilo.com/legal) – valid from 01/01/2022 in Germany.



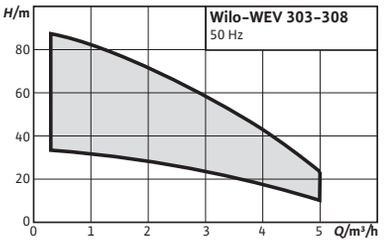


# Wilo-WEV

## Construction

Compact pressure keeping system ready for connection for easy installation and commissioning. System comprising mechanical and hydraulic components as well as CE + switchgears.

## Scope of delivery

- → Wilo-WEH/Wilo-WEV system
- → Installation and operating instructions Wilo-WEH/WEV
- → Installation and operating instructions pump
- → Installation and operating instructions switchgear
- → Tanks to be ordered separately

## Your advantages

- → System ready to connect
- → Open tanks range in PPH, light and corrosion proof.
- → Easy-to-adjust switchgear including safety features.
- → High corrosion resistance materials including 304 stainless steel collectors.
- → MHIL and MVIL pumps with IE2 motor and stainless steel hydraulics
- → Possibility to order non-standard versions in MSO

**Price group: PG6**

**Ordering information**

| WEV | Mains connection | Gross weight, approx. m kg | Art. no. | | |
|---|---|---|---|---|---|
| **WEV-2-303-T/CE** | 3~400 V, 50 Hz | 100 | 4157267 | A | |
| **WEV-2-303-T/CE-2D** | 3~400 V, 50 Hz | 100 | 4157273 | A | |
| **WEV-2-304-T/CE** | 3~400 V, 50 Hz | 107 | 4157268 | A | |
| **WEV-2-304-T/CE-2D** | 3~400 V, 50 Hz | 107 | 4157274 | A | |
| **WEV-2-305-T/CE** | 3~400 V, 50 Hz | 108 | 4157269 | A | |
| **WEV-2-305-T/CE-2D** | 3~400 V, 50 Hz | 108 | 4157275 | A | |
| **WEV-2-306-T/CE** | 3~400 V, 50 Hz | 105 | 4157270 | A | |
| **WEV-2-306-T/CE-2D** | 3~400 V, 50 Hz | 105 | 4157276 | A | |
| **WEV-2-307-T/CE** | 3~400 V, 50 Hz | 109 | 4157271 | A | |
| **WEV-2-307-T/CE-2D** | 3~400 V, 50 Hz | 109 | 4157277 | A | |
| **WEV-2-308-T/CE** | 3~400 V, 50 Hz | 116 | 4157272 | A | |
| **WEV-2-308-T/CE-2D** | 3~400 V, 50 Hz | 116 | 4157278 | A | |

= ready for delivery, L = supply availability, C = approx. 2 weeks, K = approx. 4 weeks, AX = up to 16 weeks delivery time, please inquire for every order, A = on request, = please contact Wilo
Subject to change – all prices do not include VAT. Our General Terms of Delivery and Service apply (see www.wilo.com/legal) – valid from 01/01/2022 in Germany.

**WEV**

| Accessories | | | | | | | | |
|---|---|---|---|---|---|---|---|---|
| **Type** | **Break tank volume** | **Max. inlet pressure** | **Height without packaging** | **Dimensions** | **Art. no.** | | **Price group** | |
| | *V* | | *H* | *l* | | | | |
| | l | bar | mm | | | | | |
| **WEH/WEV open tank, 200 l** | 200 | 10 | 1550 | 495 | 4157311 | A | PG14 | |
| **WEH/WEV open tank, 400 l** | 400 | 10 | 2000 | 620 | 4157312 | A | PG14 | |
| **WEH/WEV open tank, 600 l** | 600 | 10 | 2000 | 700 | 4157313 | A | PG14 | |
| **WEH/WEV open tank, 800 l** | 800 | 10 | 2000 | 800 | 4157314 | A | PG14 | |
| **WEH/WEV open tank, 1000 l** | 1000 | 10 | 2000 | 890 | 4157315 | A | PG14 | |
| **WEH/WEV open tank, 1500 l** | 1500 | 10 | 2000 | 1110 | 4157316 | A | PG14 | |
| **WEH/WEV open tank, 2000 l** | 2000 | 10 | 2000 | 1290 | 4157317 | A | PG14 | |
| **WEH/WEV open tank, 2500 l** | 2500 | 10 | 2000 | 1390 | 4157318 | A | PG14 | |
| **WEH/WEV open tank, 3000 l** | 3000 | 10 | 2000 | 1540 | 4157319 | A | PG14 | |
| **WEH/WEV open tank, 3500 l** | 3500 | 10 | 2000 | 1630 | 4157320 | A | PG14 | |
| **WEH/WEV open tank, 4000 l** | 4000 | 10 | 2000 | 1740 | 4157321 | A | PG14 | |
| **WEH/WEV open tank, 5000 l** | 5000 | 10 | 2000 | 1950 | 4157322 | A | PG14 | |



= ready for delivery, L = supply availability, C = approx. 2 weeks, K = approx. 4 weeks, AX = up to 16 weeks delivery time, please inquire for every order, A = on request, = please contact Wilo
Subject to change – all prices do not include VAT. Our General Terms of Delivery and Service apply (see www.wilo.com/legal) – valid from 01/01/2022 in Germany.



## Wilo-Sinum Mono

### Construction
Balanced pressure expansion equipment.

### Application
- → Sealed heating installations (acc. to EN12828)
- → Chilled water (cooling) installations

### Your advantages
- → Easy installation thanks to intuitive menu navigation in the HMI, large display and self-learning microprocessor
- → Different operating modes guarantee continuous degassing
- → Advanced technology ensures low power consumption, long service life and easy maintenance
- → High convenience through volumetric controls and automatic topping-up during the heating and cooling cycles
- → Modular design for a high level of installation flexibility
- → Optional: Integration in existing building management systems through digital and analogue outputs

**Price group: PG6**

**Ordering information**

| Sinum Mono | Mains connection | Gross weight, approx. *m* kg | Art. no. | | EUR |
|---|---|---|---|---|---|
| **Sinum Single Pump Unit M2 230V** | 1~230 V, 50 Hz | 37.9 | 2198858 | K | **4,069.–** |
| **Sinum Single Pump Unit M10 230V** | 1~230 V, 50 Hz | 45.3 | 2198859 | K | **4,392.–** |
| **Sinum Single Pump Unit M20 230V** | 1~230 V, 50 Hz | 45.5 | 2198860 | K | **4,585.–** |
| **Sinum Single Pump Unit M60 400V** | 3~400 V, 50 Hz | 63.2 | 2198861 | K | **6,594.–** |
| **Sinum Single Pump Unit M80 400V** | 3~400 V, 50 Hz | 77.7 | 2198862 | K | **8,554.–** |

= ready for delivery, L = supply availability, C = approx. 2 weeks, K = approx. 4 weeks, AX = up to 16 weeks delivery time, please inquire for every order, A = on request, = please contact Wilo
Subject to change – all prices do not include VAT. Our General Terms of Delivery and Service apply (see www.wilo.com/legal) – valid from 01/01/2022 in Germany.

Price group: PG6

## Ordering information

| Sinum Mono | Mains connection | Gross weight, approx. | Art. no. | | |
|---|---|---|---|---|---|
| | | *m* kg | | | EUR |
| **Sinum Single Pump Unit M100 400V** | 3~400 V, 50 Hz | 127 | 2198863 | K | **8,525.–** |
| **Sinum Single Pump Unit M130 400V** | 3~400 V, 50 Hz | 135 | 2198864 | K | **9,791.–** |

## Accessories

| Type | Break tank volume | Height without packaging | Dimensions | Art. no. | | Price group | |
|---|---|---|---|---|---|---|---|
| | *V* l | *H* mm | *l* mm | | | | EUR |
| **Sinum Main Vessel 200L** | 200 | 1560 | 484 | 2198874 | C | PG6 | **2,078.–** |
| **Sinum Main Vessel 300L** | 300 | 1596 | 600 | 2198875 | C | PG6 | **2,206.–** |
| **Sinum Main Vessel 400L** | 400 | 1437 | 790 | 2198876 | C | PG6 | **2,424.–** |
| **Sinum Main Vessel 500L** | 500 | 1587 | 790 | 2198877 | C | PG6 | **2,600.–** |
| **Sinum Main Vessel 600L** | 600 | 1737 | 790 | 2198878 | C | PG6 | **2,651.–** |
| **Sinum Main Vessel 800L** | 800 | 2144 | 790 | 2198879 | C | PG6 | **3,087.–** |
| **Sinum Main Vessel 1000L** | 1000 | 2493 | 790 | 2198880 | A | PG6 | **3,525.–** |
| **Sinum Main Vessel 1200l** | 1200 | 2210 | 1000 | 2198881 | A | PG6 | **4,963.–** |
| **Sinum Main Vessel 1600l** | 1600 | 2710 | 1000 | 2198882 | A | PG6 | **6,109.–** |
| **Sinum Main Vessel 2000l** | 2000 | 2440 | 1200 | 2198883 | A | PG6 | **7,231.–** |
| **Sinum Main Vessel 2800l** | 2800 | 3040 | 1200 | 2198884 | A | PG6 | **8,811.–** |
| **Sinum Main Vessel 3500l** | 3500 | 3840 | 1200 | 2198885 | A | PG6 | **10,497.–** |
| **Sinum Main Vessel 5000l** | 5000 | 3570 | 1500 | 2198886 | A | PG6 | **13,419.–** |
| **Sinum Main Vessel 6500l** | 6500 | 3500 | 1800 | 2198887 | A | PG6 | **16,597.–** |
| **Sinum Main Vessel 8000l** | 8000 | 3650 | 1900 | 2198888 | A | PG6 | **19,867.–** |
| **Sinum Main Vessel 10000l** | 10000 | 4050 | 2000 | 2198889 | A | PG6 | **24,281.–** |

## Accessories

| Type | Break tank volume | Height without packaging | Dimensions | Art. no. | | Price group | |
|---|---|---|---|---|---|---|---|
| | *V* l | *H* mm | *l* mm | | | | EUR |
| **Sinum Auxilliary Vessel 200L** | 200 | 1560 | 484 | 2198890 | A | PG6 | **1,736.–** |
| **Sinum Auxilliary Vessel 300L** | 300 | 1596 | 600 | 2198891 | A | PG6 | **1,873.–** |
| **Sinum Auxilliary Vessel 400L** | 400 | 1437 | 790 | 2198892 | A | PG6 | **2,107.–** |
| **Sinum Auxilliary Vessel 500L** | 500 | 1587 | 790 | 2198893 | A | PG6 | **2,213.–** |
| **Sinum Auxilliary Vessel 600L** | 600 | 1737 | 790 | 2198894 | A | PG6 | **2,350.–** |
| **Sinum Auxilliary Vessel 800L** | 800 | 2144 | 790 | 2198895 | A | PG6 | **2,819.–** |
| **Sinum Auxilliary Vessel 1000L** | 1000 | 2493 | 790 | 2198896 | A | PG6 | **3,595.–** |
| **Sinum Auxilliary Vessel 1200l** | 1200 | 2210 | 1000 | 2198897 | A | PG6 | **4,551.–** |
| **Sinum Auxilliary Vessel 1600l** | 1600 | 2710 | 1000 | 2198898 | A | PG6 | **5,727.–** |
| **Sinum Auxilliary Vessel 2000l** | 2000 | 2440 | 1200 | 2198899 | A | PG6 | **6,877.–** |
| **Sinum Auxilliary Vessel 2800l** | 2800 | 3040 | 1200 | 2198900 | A | PG6 | **8,495.–** |
| **Sinum Auxilliary Vessel 3500l** | 3500 | 3840 | 1200 | 2198901 | A | PG6 | **10,224.–** |
| **Sinum Auxilliary Vessel 5000l** | 5000 | 3570 | 1500 | 2198902 | A | PG6 | **13,219.–** |
| **Sinum Auxilliary Vessel 6500l** | 6500 | 3500 | 1800 | 2198903 | A | PG6 | **16,476.–** |
| **Sinum Auxilliary Vessel 8000l** | 8000 | 3650 | 1900 | 2198904 | A | PG6 | **19,829.–** |
| **Sinum Auxilliary Vessel 10000l** | 10000 | 4050 | 2000 | 2198905 | A | PG6 | **24,353.–** |

= ready for delivery, L = supply availability, C = approx. 2 weeks, K = approx. 4 weeks, AX = up to 16 weeks delivery time, please inquire for every order, A = on request, = please contact Wilo
Subject to change – all prices do not include VAT. Our General Terms of Delivery and Service apply (see www.wilo.com/legal) – valid from 01/01/2022 in Germany.



## Wilo-Sinum Double

### Construction
Balanced pressure expansion equipment.

### Application
- → Sealed heating installations (acc. to EN12828)
- → Chilled water (cooling) installations

### Your advantages
- → Easy installation thanks to intuitive menu navigation in the HMI, large display and self-learning microprocessor
- → Different operating modes guarantee continuous degassing
- → Advanced technology ensures low power consumption, long service life and easy maintenance
- → High convenience through volumetric controls and automatic topping-up during the heating and cooling cycles
- → Modular design for a high level of installation flexibility
- → Optional: Integration in existing building management systems through digital and analogue outputs
- → Automatic change-over or load dependent operating mode for double pump unit

**Price group: PG6**

| Ordering information | | | | | | | |
|---|---|---|---|---|---|---|---|
| **Sinum Double** | **Mains connection** | **Connection input** | **Connection output** | **Gross weight, approx.** | **Art. no.** | | |
| | | | | *m* kg | | 🚚 | EUR |
| **Sinum Double Pump Unit D2 230V** | – | G 1¼ | G 1¼ | 55.5 | 2198867 | K | **8,164.–** |
| **Sinum Double Pump Unit D10 230V** | – | G 1¼ | G 1¼ | 71.7 | 2198868 | K | **6,018.–** |
| **Sinum Double Pump Unit D20 230V** | – | G 1¼ | G 1¼ | 72.1 | 2198869 | K | **6,305.–** |
| **Sinum Double Pump Unit D60** | – | G 1¼ | G 1¼ | 72.1 | 2198870 | K | **10,864.–** |
| **Sinum Double Pump Unit D80 400V** | – | G 1¼ | G 1¼ | 125.4 | 2198871 | K | **11,683.–** |

🚚 = ready for delivery, L = supply availability, C = approx. 2 weeks, K = approx. 4 weeks, AX = up to 16 weeks delivery time, please inquire for every order, A = on request, 📞 = please contact Wilo
Subject to change – all prices do not include VAT. Our General Terms of Delivery and Service apply (see www.wilo.com/legal) – valid from 01/01/2022 in Germany.

**Sinum Double**

Price group: PG6

## Ordering information

| Sinum Double | Mains connection | Connection input | Connection output | Gross weight, approx. | Art. no. | | |
|---|---|---|---|---|---|---|---|
| | | | | *m* kg | | | EUR |
| **Sinum Double Pump Unit D100 400V** | – | G 1½ | G 1½ | 134 | 2198872 | K | **12,517.–** |
| **Sinum Double Pump Unit D130 400V** | – | G 1½ | G 1½ | 188 | 2198873 | K | **13,908.–** |

## Accessories

| Type | Break tank volume | Height without packaging | Dimensions | Art. no. | | Price group | |
|---|---|---|---|---|---|---|---|
| | *V* l | *H* mm | *l* mm | | | | EUR |
| **Sinum Main Vessel 200L** | 200 | 1560 | 484 | 2198874 | C | PG6 | **2,078.–** |
| **Sinum Main Vessel 300L** | 300 | 1596 | 600 | 2198875 | C | PG6 | **2,206.–** |
| **Sinum Main Vessel 400L** | 400 | 1437 | 790 | 2198876 | C | PG6 | **2,424.–** |
| **Sinum Main Vessel 500L** | 500 | 1587 | 790 | 2198877 | C | PG6 | **2,600.–** |
| **Sinum Main Vessel 600L** | 600 | 1737 | 790 | 2198878 | C | PG6 | **2,651.–** |
| **Sinum Main Vessel 800L** | 800 | 2144 | 790 | 2198879 | C | PG6 | **3,087.–** |
| **Sinum Main Vessel 1000L** | 1000 | 2493 | 790 | 2198880 | A | PG6 | **3,525.–** |
| **Sinum Main Vessel 1200l** | 1200 | 2210 | 1000 | 2198881 | A | PG6 | **4,963.–** |
| **Sinum Main Vessel 1600l** | 1600 | 2710 | 1000 | 2198882 | A | PG6 | **6,109.–** |
| **Sinum Main Vessel 2000l** | 2000 | 2440 | 1200 | 2198883 | A | PG6 | **7,231.–** |
| **Sinum Main Vessel 2800l** | 2800 | 3040 | 1200 | 2198884 | A | PG6 | **8,811.–** |
| **Sinum Main Vessel 3500l** | 3500 | 3840 | 1200 | 2198885 | A | PG6 | **10,497.–** |
| **Sinum Main Vessel 5000l** | 5000 | 3570 | 1500 | 2198886 | A | PG6 | **13,419.–** |
| **Sinum Main Vessel 6500l** | 6500 | 3500 | 1800 | 2198887 | A | PG6 | **16,597.–** |
| **Sinum Main Vessel 8000l** | 8000 | 3650 | 1900 | 2198888 | A | PG6 | **19,867.–** |
| **Sinum Main Vessel 10000l** | 10000 | 4050 | 2000 | 2198889 | A | PG6 | **24,281.–** |

## Accessories

| Type | Break tank volume | Height without packaging | Dimensions | Art. no. | | Price group | |
|---|---|---|---|---|---|---|---|
| | *V* l | *H* mm | *l* mm | | | | EUR |
| **Sinum Auxilliary Vessel 200L** | 200 | 1560 | 484 | 2198890 | A | PG6 | **1,736.–** |
| **Sinum Auxilliary Vessel 300L** | 300 | 1596 | 600 | 2198891 | A | PG6 | **1,873.–** |
| **Sinum Auxilliary Vessel 400L** | 400 | 1437 | 790 | 2198892 | A | PG6 | **2,107.–** |
| **Sinum Auxilliary Vessel 500L** | 500 | 1587 | 790 | 2198893 | A | PG6 | **2,213.–** |
| **Sinum Auxilliary Vessel 600L** | 600 | 1737 | 790 | 2198894 | A | PG6 | **2,350.–** |
| **Sinum Auxilliary Vessel 800L** | 800 | 2144 | 790 | 2198895 | A | PG6 | **2,819.–** |
| **Sinum Auxilliary Vessel 1000L** | 1000 | 2493 | 790 | 2198896 | A | PG6 | **3,595.–** |
| **Sinum Auxilliary Vessel 1200l** | 1200 | 2210 | 1000 | 2198897 | A | PG6 | **4,551.–** |
| **Sinum Auxilliary Vessel 1600l** | 1600 | 2710 | 1000 | 2198898 | A | PG6 | **5,727.–** |
| **Sinum Auxilliary Vessel 2000l** | 2000 | 2440 | 1200 | 2198899 | A | PG6 | **6,877.–** |
| **Sinum Auxilliary Vessel 2800l** | 2800 | 3040 | 1200 | 2198900 | A | PG6 | **8,495.–** |
| **Sinum Auxilliary Vessel 3500l** | 3500 | 3840 | 1200 | 2198901 | A | PG6 | **10,224.–** |
| **Sinum Auxilliary Vessel 5000l** | 5000 | 3570 | 1500 | 2198902 | A | PG6 | **13,219.–** |
| **Sinum Auxilliary Vessel 6500l** | 6500 | 3500 | 1800 | 2198903 | A | PG6 | **16,476.–** |
| **Sinum Auxilliary Vessel 8000l** | 8000 | 3650 | 1900 | 2198904 | A | PG6 | **19,829.–** |
| **Sinum Auxilliary Vessel 10000l** | 10000 | 4050 | 2000 | 2198905 | A | PG6 | **24,353.–** |

= ready for delivery, L = supply availability, C = approx. 2 weeks, K = approx. 4 weeks, AX = up to 16 weeks delivery time, please inquire for every order, A = on request, = please contact Wilo
Subject to change – all prices do not include VAT. Our General Terms of Delivery and Service apply (see www.wilo.com/legal) – valid from 01/01/2022 in Germany.




## Wilo-Carus automatic air vent

### Construction
Automatic air vent.

### Application
For air or gas venting in domestic and commercial closed heating and chilled water circuits.

**Your advantages**
- → Higher efficiency of the heating and chilled water system thanks to the intelligent “open closed” principle of the float valve
- → High reliability and less maintenance by removing free air out of the system
- → Reduced noise level thanks to efficient air venting

**Price group: PG6**

**Ordering information**

| Carus automatic air vent | Gross weight, approx. | Connection input | Connection output | Art. no. | | |
|---|---|---|---|---|---|---|
| | *m* kg | | | | | EUR |
| **Automatic Float Venting Unit R 3/8”M** | 0.1 | R 3/8 | R 3/8 | 2198933 | C | **9.–** |
| **Automatic Float Venting Unit G 1/2” F** | 0.6 | G ½ | G ½ | 2198935 | L | **67.–** |
| **Automatic Float Venting Unit R 1/2” M** | 0.1 | R ½ | R ½ | 2198934 | C | **10.–** |

= ready for delivery, L = supply availability, C = approx. 2 weeks, K = approx. 4 weeks, AX = up to 16 weeks delivery time, please inquire for every order, A = on request, = please contact Wilo
Subject to change – all prices do not include VAT. Our General Terms of Delivery and Service apply (see www.wilo.com/legal) – valid from 01/01/2022 in Germany.

**Carus automatic air vent**

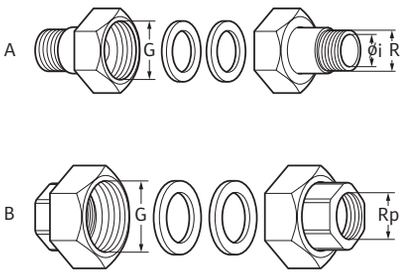


Fig. A: Special union inserts with Whitworth male thread (DIN EN 10226-1) and female thread for choice between threaded connections and solder joints on copper pipe (DIN EN 1057)

Fig. B: Union inserts with female threads for connection to copper pipes (DIN EN 1057) with Whitworth pipe thread in accordance with DIN EN 10226-1.



**Price group: PG14**

**Screwed connections for circulators made of malleable cast iron (GTW)**

| Type | Packaging | Gross weight, approx. | Version | Art. no. | | | For Wilo pumps |
|---|---|---|---|---|---|---|---|
| | | *m* kg | | | | EUR | |
| **Rp ½ x G 1, 1 Set** | 1 kit | 0.3 | B | 4090808 | L | **11.–** | Nominal diameter 15/20 |
| **Rp 1 x G 1½, 1 Set** | 1 kit | 0.4 | B | 4092741 | L | **7.–** | Nominal diameter 25 |
| **Rp 1 x G 1½, 72 Set** | 72 kit | 34.2 | B | 112047298 | L | **656.–** | Nominal diameter 25 |
| **Rp 1¼ x G 2, 1 Set** | 1 kit | 0.8 | B | 4092742 | L | **9.–** | Nominal diameter 30 |
| **Rp 1¼ x G 2, 48 Set** | 48 kit | 38.6 | B | 112047390 | L | **590.–** | Nominal diameter 30 |

1 set of screwed connections consisting of: 2 union nuts, 2 flat gaskets and 2 union inserts

**Price group: PG14**

**Screwed connections for domestic hot water circulators made of brass**

| Type | Packaging | Gross weight, approx. | Version | Art. no. | | | For Wilo pumps |
|---|---|---|---|---|---|---|---|
| | | *m* kg | | | | EUR | |
| **R ½ /Ø 15 i x G 1, 1 Set** | 1 kit | 0.3 | A | 4092743 | L | **8.–** | Nominal diameter 15/20 |
| **R ½ /Ø 15 i x G 1, 96 Set** | 96 kit | 32.9 | A | 112047493 | L | **814.–** | Nominal diameter 15/20 |
| **Rp ¾ x G 1¼, 1 Set** | 1 kit | 0.4 | B | 4233251 | L | **12.–** | TOP-Z 20/4, Stratos PICO-Z 20, Star-Z 20/4(5,7) |
| **R 1/Ø 28 i x G 1½, 1 Set** | 1 kit | 0.7 | A | 112047195 | L | **22.–** | Nominal diameter 25 |
| **R 1/Ø 28 i x G 1½, 24 Set** | 24 kit | 16.2 | A | 112047596 | L | **526.–** | Nominal diameter 25 |
| **R 1¼/Ø 35 i x G 2, 1 Set** | 1 kit | 1.1 | A | 112082691 | L | **35.–** | Nominal diameter 30 |
| **R 1¼/Ø 35 i x G 2, 24 Set** | 24 kit | 24.5 | A | 112082794 | L | **656.–** | Nominal diameter 30 |

1 set of screwed connections consisting of: 2 union nuts (malleable cast iron chromated), 2 flat gaskets and 2 union inserts (brass CW 617N), screw or soldering connection

**Price group: PG14**

**Adapter (threaded ring) made of brass**

| Type | Packaging | Gross weight, approx. | Art. no. | | | For Wilo pumps |
|---|---|---|---|---|---|---|
| | | *m* kg | | | EUR | |
| **Adapter G 1½/G 2** | 1 kit | 0.2 | 4105914 | L | **22.–** | Pumps with threaded connection DN 25 (1") |

Adapter for Wilo pumps with threaded connection DN 25 on pipe connection DN 30. The overall length of the pump remains the same with the adapter (extension 0 mm).
1 set of threaded rings consisting of two rings incl. seals.

= ready for delivery, L = supply availability, C = approx. 2 weeks, K = approx. 4 weeks, AX = up to 16 weeks delivery time, please inquire for every order, A = on request, = please contact Wilo
Subject to change – all prices do not include VAT. Our General Terms of Delivery and Service apply (see www.wilo.com/legal) – valid from 01/01/2022 in Germany.



**Wilo counter flange kit**
Two steel weld neck flanges in accordance with DIN-EN 1092-1 type 11 with a neck for welding to pipes as well as gaskets and screws/nuts for the flange connections.

**PN 6 version**
**DN 32 – DN 65**
2 steel counter flanges (DIN-EN 1092-1/11 B2)
2 flat gaskets and 4 screws/nuts M12
**DN 80 – DN 100**
2 steel counter flanges (DIN-EN 1092-1/11 B2)
2 flat gaskets and 8 screws/nuts M16

**PN 10 version**
**DN 32 – DN 65**
2 steel counter flanges (DIN-EN 1092-1/11 B2)
2 flat gaskets and 8 screws/nuts M16
**DN 80 – DN 100**
2 steel counter flanges (DIN-EN 1092-1/11 B2)
2 flat gaskets and 16 screws/nuts M16

**Price group: PG14**

| Counter flange kit | | | | | | |
|---|---|---|---|---|---|---|
| **Type** | **Pipe connection** | **Max. inlet pressure** | **Gross weight, approx.** | **Art. no.** | | |
| | | *p*<br>bar | *m*<br>kg | | 🚚 | EUR |
| **Counter flange kit** | DN 32 | 6 | 3 | 2105576 | L | **59.–** |
| **Counter flange kit** | DN 40 | 6 | 3.4 | 2105578 | L | **60.–** |
| **Counter flange kit** | DN 50 | 6 | 3.6 | 2105580 | L | **62.–** |
| **Counter flange kit** | DN 65 | 6 | 4.4 | 2105582 | L | **74.–** |
| **Counter flange kit** | DN 80 | 6 | 6.6 | 2105584 | L | **104.–** |
| **Counter flange kit** | DN 100 | 6 | 8 | 2105586 | L | **115.–** |
| **Counter flange kit** | DN 32 | 10 | 4.6 | 2105577 | L | **81.–** |
| **Counter flange kit** | DN 40 | 10 | 5 | 2105579 | L | **83.–** |
| **Counter flange kit** | DN 50 | 10 | 6.2 | 2105581 | L | **92.–** |
| **Counter flange kit** | DN 65 | 10 | 7.6 | 2105583 | L | **106.–** |
| **Counter flange kit** | DN 80 | 10 | 10.2 | 2105585 | L | **144.–** |
| **Counter flange kit** | DN 100 | 10 | 11.8 | 2105587 | L | **162.–** |

🚚 = ready for delivery, L = supply availability, C = approx. 2 weeks, K = approx. 4 weeks, AX = up to 16 weeks delivery time, please inquire for every order, A = on request, 📞 = please contact Wilo
Subject to change – all prices do not include VAT. Our General Terms of Delivery and Service apply (see www.wilo.com/legal) – valid from 01/01/2022 in Germany.

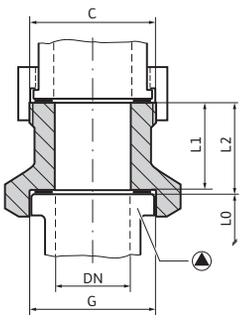


The Wilo-R threaded adaptors are used for compensation of the port-to-port length in case of a pump replacement. They are provided for length compensation of threaded pipe adaptors.

Adapters R5, R12 and R22 made of bronze brass CW 612 N are approved for domestic hot water circulation systems. The piping has to be changed if no adapters are available.

**Price group: PG14**

**Adapters for length compensation, Wilo-R**

| Type | New pump | | Pipe | Pipe connection | Dimensions | | Material | Net weight, approx. | Art. no. | | |
|---|---|---|---|---|---|---|---|---|---|---|---|
| | *DN* | *G* in | *C* | | *L1* mm | *L2* mm | | *m* kg | | | EUR |
| **R 24** | DN 25 | G 1½ | R 1½ | R 1½ | 18 | 20 | GG-25 | 0.3 | 110880596 | L | **41.-** |
| **R 1** | DN 25 | G 1½ | R 1½ | R 1½ | 28 | 30 | GG-25 | 0.4 | 110786891 | L | **41.-** |
| **R 2** | DN 25 | G 1½ | R 1½ | R 1½ | 38 | 40 | GG-25 | 0.5 | 110626790 | L | **41.-** |
| **R 5** | DN 25 | G 1½ | R 2 | R 2 | 3 | 5 | MS | 0.1 | 110678298 | L | **41.-** |
| **R 6** | DN 25 | G 1½ | R 2 | R 2 | 13 | 15 | GG-25 | 0.4 | 110678493 | L | **41.-** |
| **R 7** | DN 25 | G 1½ | R 2 | R 2 | 18 | 20 | GG-25 | 0.5 | 110787094 | L | **41.-** |
| **R 12** | DN 25 | G 1½ | R 2¼ | R 2¼ | 3 | 5 | MS | 0.2 | 110788294 | L | **41.-** |
| **R 8** | DN 32 | G 2 | R 2 | R 2 | 18 | 20 | GG-25 | 0.4 | 110627199 | L | **41.-** |
| **R 9** | DN 32 | G 2 | R 2 | R 2 | 23 | 25 | GG-25 | 0.5 | 110627291 | L | **41.-** |
| **R 10** | DN 32 | G 2 | R 2 | R 2 | 28 | 30 | GG-25 | 0.5 | 110627394 | L | **41.-** |
| **R 14** | DN 32 | G 2 | R 2 | R 2 | 38 | 40 | GG-25 | 0.6 | 110627497 | L | **43.-** |
| **R 22** | DN 32 | G 2 | R 2 | R 2 | 38 | 40 | MS | 0.9 | 110680092 | L | **90.-** |
| **R 11** | DN 32 | G 2 | R 2 | R 2 | 68 | 70 | GG-25 | 1.1 | 110627590 | L | **47.-** |

Notice: Scope of delivery includes 1 adapter and 2 gaskets

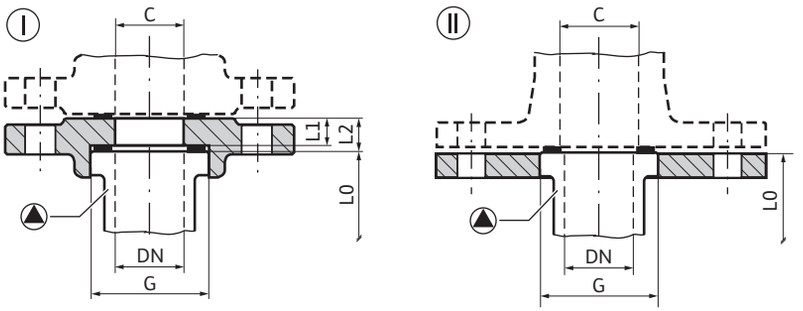


The Wilo-RF flanged rings are used for compensation of the port-to-port length in case of a pump replacement. They are – apart from where stated otherwise – intended for length compensation with PN 6 flanges (RF 4, RF 5 and RF 6, also in PN 16).

For length compensation with PN 10/16 flanges, a pipe modification is required.
RF 7 (oval flange, hole circle Ø 80)
RF 8 (square flange, hole circle Ø 90)

**Price group: PG14**

**Flanged ring PN6, Wilo-RF**

| Type | New pump | | Pipe | Version | Dimensions | | Material | Net weight, approx. | Art. no. | | |
|---|---|---|---|---|---|---|---|---|---|---|---|
| | *DN* | *G* in | *C* | | *L1* mm | *L2* mm | | *m* kg | | | EUR |
| **RF 7** | DN 25 | G 1½ | DN 25 | II | – | – | GG-20 | 0.3 | 110628790 | L | **43.–** |
| **RF 10** | DN 25 | G 1½ | DN 25 | I | 26 | 30 | GG-20 | 1.1 | 110851499 | L | **53.–** |
| **RF 9** | DN 25 | G 1½ | DN 40 | I | 16 | 20 | GG-20 | 1.4 | 110679395 | L | **61.–** |
| **RF 13** | DN 25 | G 1½ | DN 50 | I | 26 | 30 | GG-20 | 2.1 | 110679498 | L | **53.–** |
| **RF 1** | DN 32 | G 2 | DN 32 | II | – | – | GG-20 | 1.1 | 110627990 | L | **53.–** |
| **RF 2** | DN 32 | G 2 | DN 32 | I | 2 | 7 | GG-20 | 1.4 | 110680298 | L | **53.–** |
| **RF 3** | DN 32 | G 2 | DN 32 | I | 16 | 20 | GG-20 | 1.5 | 110680596 | L | **53.–** |
| **RF 4** | DN 32 | G 2 | DN 32 | I | 30 | 35 | GG-20 | 1.8 | 110680699 | L | **61.–** |
| **RF 0** | DN 32 | G 2 | DN 40 | II | – | – | GG-20 | 1.4 | 110679796 | L | **53.–** |
| **RF 8** | DN 32 | G 2 | DN 40 | I | 6 | 10 | GG-20 | 1.1 | 110680997 | L | **53.–** |
| **RF 12** | DN 32 | G 2 | DN 40 | I | 6 | 10 | GG-20 | 1.4 | 110851797 | L | **53.–** |
| **RF 11** | DN 32 | G 2 | DN 50 | II | – | – | GG-20 | 1.9 | 110679899 | L | **61.–** |
| **RF 5** | DN 32 | G 2 | DN 50 | I | 16 | 20 | GG-20 | 1.8 | 110787197 | L | **61.–** |
| **RF 6** | DN 32 | G 2 | DN 50 | I | 30 | 35 | GG-20 | 2.1 | 110787290 | L | **61.–** |

Note: The scope of delivery includes: 1 flange ring, 2 gaskets and screws

**Price group: PG14**

**Flanged ring PN10/16, Wilo-RF**

| Type | New pump | | Pipe | Version | Dimensions | | Material | Net weight, approx. | Art. no. | | |
|---|---|---|---|---|---|---|---|---|---|---|---|
| | *DN* | *G* in | *C* | | *L1* mm | *L2* mm | | *m* kg | | | EUR |
| **RF 4** | DN 32 | G 2 | DN 32 | I | 30 | 35 | GG-20 | 2.6 | 110680791 | L | **68.–** |
| **RF 5** | DN 32 | G 2 | DN 50 | I | 16 | 20 | GG-20 | 3.2 | 110791299 | L | **83.–** |
| **RF 6** | DN 32 | G 2 | DN 50 | I | 30 | 35 | GG-20 | 3.4 | 110791391 | L | **83.–** |

Note: The scope of delivery includes: 1 flange ring, 2 gaskets and screws

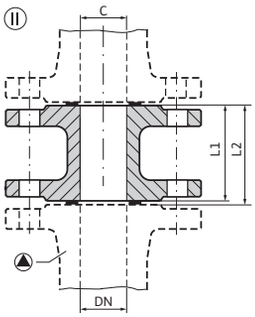


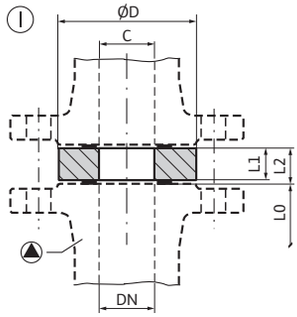


The Wilo-F flange intermediate connecting pieces are used for compensation of the port-to-port length in case of a pump replacement.
They are – apart from where stated otherwise – intended for length compensation with PN 6 or PN 16 flanges.
The piping has to be changed if no adapters are available.

The washers included in the scope of delivery must be used for pumps that have combination flanges.
F1-MS flange connectors are made of bronze brass CW 612 N and are approved for domestic hot water circulation systems.

**Price group: PG14**

**Intermediate flange for lenght compensation**

| Type | New pump | Pipe | Version | Dimensions | | | Rated pressure | Net weight, approx. | Art. no. | | |
|---|---|---|---|---|---|---|---|---|---|---|---|
| | *DN* | *C* | | *L1* | *L2* | *ØD* | *p* | *m* | | | |
| | | | | | mm | | bar | kg | | | EUR |
| **F 0** | DN 40 | DN 40 | I | 13 | 15 | 91 | PN 6 | 0.8 | 110842497 | L | **42.–** |
| **F 1** | DN 40 | DN 40 | I | 28 | 30 | 91 | PN 6 | 1.4 | 110586593 | L | **48.–** |
| **F 1-MS** | DN 40 | DN 40 | I | 28 | 30 | 91 | PN 6 | 1.6 | 2060865 | L | **94.–** |
| **F 26** | DN 40 | DN 40 | I | 48 | 50 | 91 | PN 6 | 2.2 | 110851098 | L | **70.–** |
| **F 2** | DN 50 | DN 50 | I | 8 | 10 | 106 | PN 6 | 0.7 | 110787690 | L | **42.–** |
| **F 3** | DN 50 | DN 50 | I | 18 | 20 | 106 | PN 6 | 1.3 | 110623098 | L | **47.–** |
| **F 4** | DN 50 | DN 50 | I | 28 | 30 | 106 | PN 6 | 1.7 | 110681292 | L | **57.–** |
| **F 5** | DN 50 | DN 50 | I | 33 | 35 | 106 | PN 6 | 2 | 110623293 | L | **62.–** |
| **F 9** | DN 65 | DN 65 | I | 8 | 10 | 126 | PN 6 | 0.9 | 110787896 | L | **48.–** |
| **F 10** | DN 65 | DN 65 | I | 18 | 20 | 126 | PN 6 | 1.5 | 110624092 | L | **58.–** |
| **F 11** | DN 65 | DN 65 | I | 28 | 30 | 126 | PN 6 | 2.1 | 110624298 | L | **61.–** |
| **F 28** | DN 65 | DN 65 | I | 38 | 40 | 126 | PN 6 | 3.1 | 110681498 | L | **70.–** |
| **F 29** | DN 65 | DN 65 | I | 43 | 45 | 126 | PN 6 | 3.2 | 110681693 | L | **86.–** |
| **F 16** | DN 80 | DN 80 | I | 8 | 10 | 141 | PN 6 | 1.3 | 110788099 | L | **44.–** |
| **F 17** | DN 80 | DN 80 | I | 18 | 20 | 141 | PN 6 | 2.2 | 110625097 | L | **59.–** |
| **F 30** | DN 80 | DN 80 | I | 23 | 25 | 141 | PN 6 | 2.5 | 110681899 | L | **68.–** |
| **F 18** | DN 80 | DN 80 | I | 38 | 40 | 141 | PN 6 | 3.7 | 110625292 | L | **79.–** |
| **F 34** | DN 100 | DN 100 | I | 33 | 35 | 161 | PN 6 | 3.9 | 110851293 | L | **101.–** |
| **F 35** | DN 100 | DN 100 | I | 53 | 55 | 161 | PN 6 | 5.7 | 110862592 | L | **102.–** |

Note: The scope of delivery includes: 1 flange ring, 2 gaskets and screws

**Price group: PG14**

**Intermediate flange for lenght compensation PN 10/16, Wilo-F**

| Type | New pump | Pipe | Version | Dimensions | | | Rated pressure | Net weight, approx. | Art. no. | | |
|---|---|---|---|---|---|---|---|---|---|---|---|
| | *DN* | *C* | | *L1* | *L2* mm | *ØD* | *p* bar | *m* kg | | | EUR |
| **F 0** | DN 40 | DN 40 | I | 13 | 15 | 91 | PN 10/16 | 1.1 | 110842590 | L | **47.–** |
| **F 1** | DN 40 | DN 40 | I | 28 | 30 | 91 | PN 10/16 | 1.7 | 110586696 | L | **58.–** |
| **F 1-MS** | DN 40 | DN 40 | I | 28 | 30 | 91 | PN 10/16 | 1.9 | 2060920 | L | **101.–** |
| **F 26** | DN 40 | DN 40 | I | 48 | 50 | 91 | PN 10/16 | 2.5 | 110851190 | L | **83.–** |
| **F 2** | DN 50 | DN 50 | I | 8 | 10 | 106 | PN 10/16 | 1 | 110791494 | L | **42.–** |
| **F 3** | DN 50 | DN 50 | I | 18 | 20 | 106 | PN 10/16 | 1.6 | 110623190 | L | **49.–** |
| **F 4** | DN 50 | DN 50 | I | 28 | 30 | 106 | PN 10/16 | 2 | 110681395 | L | **64.–** |
| **F 5** | DN 50 | DN 50 | I | 33 | 35 | 106 | PN 10/16 | 2.4 | 110623396 | L | **68.–** |
| **F40** | DN 50 | DN 50 | II | 158 | 160 | 165 | PN 10/16 | 7.4 | 2101156 | L | **377.–** |
| **F 9** | DN 65 | DN 65 | I | 8 | 10 | 126 | PN 10/16 | 1.3 | 110791690 | L | **58.–** |
| **F 10** | DN 65 | DN 65 | I | 18 | 20 | 126 | PN 10/16 | 1.9 | 110624195 | L | **64.–** |
| **F 11** | DN 65 | DN 65 | I | 28 | 30 | 126 | PN 10/16 | 2.5 | 110624390 | L | **67.–** |
| **F 28** | DN 65 | DN 65 | I | 38 | 40 | 126 | PN 10/16 | 3.4 | 110681590 | L | **83.–** |
| **F 29** | DN 65 | DN 65 | I | 43 | 45 | 126 | PN 10/16 | 4.5 | 110681796 | L | **102.–** |
| **F41** | DN 65 | DN 65 | II | 133 | 135 | 185 | PN 10/16 | 8.3 | 2101157 | L | **441.–** |
| **F 30** | DN 80 | DN 80 | I | 23 | 25 | 141 | PN 10/16 | 3.3 | 110681991 | L | **81.–** |
| **F42** | DN 80 | DN 80 | II | 138 | 140 | 200 | PN 10/16 | 11.6 | 2101158 | L | **511.–** |
| **F 34** | DN 100 | DN 100 | I | 33 | 35 | 161 | PN 10/16 | 3.8 | 110851396 | L | **111.–** |
| **F 35** | DN 100 | DN 100 | I | 35 | 55 | 161 | PN 10/16 | 5.8 | 110862695 | L | **140.–** |
| **F43** | DN 100 | DN 100 | II | 188 | 190 | 220 | PN 10/16 | 13.3 | 2101159 | L | **558.–** |

Note: The scope of delivery includes: 1 flange ring, 2 gaskets and screws

**Price group: PG14**

**Adapter for the replacement of flange-end pumps**

| Type | Nominal flange diameter | Rated pressure | Adapter length/compensable length dimension | Art. no. | | |
|---|---|---|---|---|---|---|
| | | *p* bar | *l* mm | | | EUR |
| **Adapter A40-40 set** | DN 40 | 16 | 40 | 2117416 | L | **120.–** |
| **Adapter A40-60 set** | DN 40 | 16 | 60 | 2085210 | L | **179.–** |
| **Adapter A40-100 set** | DN 40 | 16 | 100 | 2085211 | L | **219.–** |
| **Adapter A40-160 set** | DN 40 | 16 | 160 | 2119558 | L | **647.–** |
| **Adapter A65-20 set** | DN 65 | 16 | 20 | 2085470 | L | **176.–** |
| **Adapter A65-45 set** | DN 65 | 16 | 45 | 2085471 | L | **201.–** |
| **Adapter A80-10 set** | DN 80 | 16 | 10 | 2085472 | L | **222.–** |
| **Adapter A80-50 set** | DN 80 | 16 | 50 | 2085212 | L | **238.–** |
| **Adapter A80-60 kit** | DN 80 | 16 | 60 | 2085213 | L | **253.–** |

Notice: The scope of delivery includes: 1 adapter, 2 gaskets, 4 screws and nuts

**Price group: PG14**

**Mounting bracket for installation on a base for in-line pumps**

| Type | Number of angles | For Wilo pumps | Art. no. | | EUR |
|---|---|---|---|---|---|
| | | | | 🚚 | |
| **Mounting bracket F 2-12 SET** | 2 | IP-E40/115-0,55/2, IP-E50/105-0,75/2, IP-E65/115-1,5/2, IP-E80/115-2,2/2, IPL40/80-0,09/4, IPL40/110-0,12/4, IPL40/75-0,12/2, IPL40/90-0,37/2, IPL40/115-0,55/2, IPL50/105-0,12/4, IPL50/95-0,55/2, IPL50/105-0,75/2, IPL65/115-1,5/2, IPL80/115-2,2/2 | 2085234 | L | **77.-** |
| **Mounting bracket F 3-12 SET** | 3 | Stratos GIGA(-D) 40/4-63/11, Stratos GIGA(-D) 50/4-53/11, Stratos GIGA(-D) 50/4-62/15, IP-E/DP-E 32/... to 80/..., IL-E/DL-E 40/... to 50/..., IPL/DPL 32/... to 80/..., IL/DL 32/... to 50/... (Exceptions: see mounting bracket F 2-12 SET, 2085234 or F 3-14 SET, 2040968) | 2040967 | L | **84.-** |
| **Mounting bracket F 3-14 SET** | 3 | Stratos GIGA/GIGA-D 40/... to 100/... (Exception: see mounting bracket F 3-12 SET, 2040967),<br>IL-E/DL-E 65/... to 100/...,<br>IL/DL 65/... to 100/...,<br>IPL65/145-5,5/2, IPL65/155-5,5/2, IPL65/155-7,5/2, IPL65/165-5,5/2, IPL65/175-5,5/2, IPL65/175-7,5/2, IPL80/145-5,5/2, IPL80/155-7,5/2, IPL 100/... | 2040968 | L | **106.-** |
| **Mounting bracket F 3-18 SET** | 3 | IL/DL 125/... to 200/..., IL-E/DL-E 125/... to 200/... | 2040969 | L | **148.-** |

**Price group: PG14**

**Brackets for wall-mounted installation**

| Type | Wilo twin-head pumps | Art. no. | | EUR |
|---|---|---|---|---|
| | | | 🚚 | |
| **Mounting bracket F 3-12 SET** | TOP-SD 40/...., TOP-SD 50/...., TOP-SD 65/.... TOP-SD 80/...., Stratos MAXO-D 32/..., Stratos MAXO-D 40/...., Stratos MAXO-D 50/...., Stratos MAXO-D 65/..., Stratos MAXO-D 80/... | 2040967 | L | **84.-** |

1 set = 3 brackets incl. screws
**Further brackets,** see accessories for glanded pumps

## Equipment/function

Supporting blocks for the base installation of monobloc pumps. Consists of several supporting blocks (number dependent on the pump type) intended for screwed connection with the screw-on bases or feet of the pump/motor. The supporting blocks ensure secure fastening of the pump to the base. Various kits are available for the pump and motor.

Furthermore, they equalise the difference in height between the pump and the motor, if the pump housing is bigger than the axle height of the motor or vice-versa. This prevents the pump from running irregularly and avoids potential premature wear of the mechanical seal.

**Price group: PG14**

| Support pump | Art. no. | | |
|---|---|---|---|
| | | 🚚 | EUR |
| **Supporting block pump housing H20 (50/200)** | 4213026 | K | **107.–** |
| **Supporting block pump housing H28** | 4213027 | K | **233.–** |
| **Supporting block pump housing H20 (65/200)** | 4213030 | K | **113.–** |
| **Supporting block pump housing H45** | 4213031 | K | **184.–** |
| **Supporting block pump housing H80** | 4213032 | K | **361.–** |
| **Supporting block pump housing H25** | 4213039 | C | **308.–** |
| **Supporting block pump housing H85** | 4213038 | C | **473.–** |
| **Supporting block pump housing H110** | 4213036 | C | **595.–** |
| **Supporting block pump housing H80** | 4213035 | C | **321.–** |
| **Supporting block pump housing H30** | 4213034 | C | **300.–** |
| **Supporting block pump housing H55** | 4213033 | C | **278.–** |
| **Supporting block pump housing H55** | 4213029 | C | **293.–** |
| **Supporting block pump housing H55** | 4213040 | C | **461.–** |

**Price group: PG14**

| Support motor | Art. no. | | |
|---|---|---|---|
| | | 🚚 | EUR |
| **Supporting block motor H148 BG.132** | 4213025 | K | **510.–** |
| **Supporting block motor H68 BG.132** | 4213041 | K | **188.–** |
| **Supporting block motor H93 BG.132** | 4213042 | A | **203.–** |
| **Supporting block motor H118 BG.132** | 4213043 | K | **278.–** |
| **Supporting block motor H65 BG.160** | 4213044 | K | **239.–** |
| **Supporting block motor H90 BG.160** | 4213045 | K | **304.–** |
| **Supporting block motor H120 BG.160** | 4213046 | K | **355.–** |
| **Supporting block motor H70 BG.180** | 4213047 | K | **241.–** |
| **Supporting block motor H100 BG.180** | 4213048 | K | **294.–** |
| **Supporting block motor H80 BG.200** | 4213051 | K | **276.–** |
| **Supporting block motor H115 BG.200** | 4213052 | K | **379.–** |
| **Supporting block motor H90 BG.225** | 4213053 | K | **302.–** |
| **Supporting block motor H28 BG.132** | 4213054 | K | **242.–** |
| **Supporting block motor H40 BG.160** | 4213056 | K | **213.–** |
| **Supporting block motor H50 BG.200** | 4213057 | K | **281.–** |
| **Supporting block motor H30 BG.250** | 4213058 | K | **291.–** |
| **Supporting block motor H48 BG.112** | 4213063 | K | **217.–** |
| **Supporting block motor H20 BG.160** | 4213065 | K | **183.–** |
| **Supporting block motor H25 BG.200** | 4213067 | K | **175.–** |
| **Supporting block motor H55 BG.225** | 4213071 | K | **372.–** |
| **Supporting block motor H65 BG.250** | 4213073 | K | **443.–** |
| **Supporting block motor H35 BG.280** | 4213075 | K | **380.–** |

🚚 = ready for delivery, L = supply availability, C = approx. 2 weeks, K = approx. 4 weeks, AX = up to 16 weeks delivery time, please inquire for every order, A = on request, 📞 = please contact Wilo
Subject to change – all prices do not include VAT. Our General Terms of Delivery and Service apply (see www.wilo.com/legal) – valid from 01/01/2022 in Germany.

**Price group: PG14**

## Support motor

| | Art. no. | | |
|---|---|---|---|
| | | | EUR |
| **Supporting block motor H45 BG.132** | 4213078 | A | **301.–** |
| **Supporting block motor H25 BG.315** | 4213059 | C | **589.–** |
| **Supporting block motor H20 BG.315** | 4213077 | C | **556.–** |

## Assignment to the pump

| | Supporting block for the motor | Supporting block for the pump housing |
|---|---|---|
| **Atmos GIGA-B 32/85-1,1/2** | – | – |
| **Atmos GIGA-B 32/85.1-0,75/2** | – | – |
| **Atmos GIGA-B 32/95-1,5/2** | – | – |
| **Atmos GIGA-B 32/95.1-1,1/2** | – | – |
| **Atmos GIGA-B 32/105-0,25/4** | – | – |
| **Atmos GIGA-B 32/105-2,2/2** | – | – |
| **Atmos GIGA-B 32/105.1-1,5/2** | – | – |
| **Atmos GIGA-B 32/115-0,37/4** | – | – |
| **Atmos GIGA-B 32/115-3/2** | – | 4213026 |
| **Atmos GIGA-B 32/115.1-0,25/4** | – | – |
| **Atmos GIGA-B 32/115.1-2,2/2** | – | – |
| **Atmos GIGA-B 32/125-0,55/4** | – | – |
| **Atmos GIGA-B 32/125-3/2** | – | 4213026 |
| **Atmos GIGA-B 32/125-4/2** | – | 4213026 |
| **Atmos GIGA-B 32/125.1-0,37/4** | – | – |
| **Atmos GIGA-B 32/125.1-3/2** | – | 4213026 |
| **Atmos GIGA-B 32/130.1-1,5/2** | – | – |
| **Atmos GIGA-B 32/140.1-0,25/4** | – | – |
| **Atmos GIGA-B 32/140.1-2,2/2** | – | – |
| **Atmos GIGA-B 32/150-0,37/4** | – | – |
| **Atmos GIGA-B 32/150-4/2** | – | – |
| **Atmos GIGA-B 32/150.1-0,37/4** | – | – |
| **Atmos GIGA-B 32/150.1-3/2** | – | – |
| **Atmos GIGA-B 32/160-0,55/4** | – | – |
| **Atmos GIGA-B 32/160-5,5/2** | 4213054 | 4213027 |
| **Atmos GIGA-B 32/160.1-0,55/4** | – | – |
| **Atmos GIGA-B 32/160.1-4/2** | – | – |
| **Atmos GIGA-B 32/170.1-0,25/4** | – | – |
| **Atmos GIGA-B 32/180.1-0,37/4** | – | – |
| **Atmos GIGA-B 32/190-0,75/4** | – | – |
| **Atmos GIGA-B 32/190-5,5/2** | 4213054 | – |
| **Atmos GIGA-B 32/190.1-0,55/4** | – | – |
| **Atmos GIGA-B 32/200-1,1/4** | – | – |
| **Atmos GIGA-B 32/200-7,5/2** | 4213054 | – |
| **Atmos GIGA-B 32/200.1-0,75/4** | – | – |
| **Atmos GIGA-B 32/220.1-0,55/4** | – | – |
| **Atmos GIGA-B 32/225-7,5/2** | 4213063 | – |
| **Atmos GIGA-B 32/230-1,5/4** | – | – |
| **Atmos GIGA-B 32/230-11/2** | 4213065 | – |
| **Atmos GIGA-B 32/230.1-0,75/4** | – | – |
| **Atmos GIGA-B 32/230.1-5,5/2** | 4213063 | – |

| Assignment to the pump | | |
|---|---|---|
| | Supporting block for the motor | Supporting block for the pump housing |
| Atmos GIGA-B 32/240-2,2/4 | – | – |
| Atmos GIGA-B 32/240-15/2 | 4213065 | – |
| Atmos GIGA-B 32/240.1-1,1/4 | – | – |
| Atmos GIGA-B 32/240.1-7,5/2 | 4213063 | – |
| Atmos GIGA-B 32/250-2,2/4 | – | – |
| Atmos GIGA-B 32/250-3/4 | – | – |
| Atmos GIGA-B 32/250-18,5/2 | 4213065 | – |
| Atmos GIGA-B 40/95-0,25/4 | – | – |
| Atmos GIGA-B 40/95-2,2/2 | – | – |
| Atmos GIGA-B 40/105-0,37/4 | – | – |
| Atmos GIGA-B 40/105-3/2 | – | 4213026 |
| Atmos GIGA-B 40/115-0,55/4 | – | – |
| Atmos GIGA-B 40/115-4/2 | – | 4213026 |
| Atmos GIGA-B 40/125-0,75/4 | – | – |
| Atmos GIGA-B 40/125-4/2 | – | 4213026 |
| Atmos GIGA-B 40/125-5,5/2 | 4213054 | 4213028 |
| Atmos GIGA-B 40/130-4/2 | – | – |
| Atmos GIGA-B 40/140-0,55/4 | – | – |
| Atmos GIGA-B 40/140-5,5/2 | 4213054 | 4213027 |
| Atmos GIGA-B 40/150-0,75/4 | – | – |
| Atmos GIGA-B 40/150-7,5/2 | 4213054 | 4213027 |
| Atmos GIGA-B 40/160-1,1/4 | – | – |
| Atmos GIGA-B 40/160-7,5/2 | 4213054 | 4213027 |
| Atmos GIGA-B 40/160-11/2 | 4213065 | 4213028 |
| Atmos GIGA-B 40/180-1,1/4 | – | – |
| Atmos GIGA-B 40/190-1,5/4 | – | – |
| Atmos GIGA-B 40/190-11/2 | 4213065 | 4213026 |
| Atmos GIGA-B 40/200-1,5/4 | – | – |
| Atmos GIGA-B 40/200-2,2/4 | – | – |
| Atmos GIGA-B 40/200-11/2 | 4213065 | 4213026 |
| Atmos GIGA-B 40/200-15/2 | 4213065 | 4213026 |
| Atmos GIGA-B 40/220-15/2 | 4213065 | – |
| Atmos GIGA-B 40/230-1,5/4 | – | – |
| Atmos GIGA-B 40/230-18,5/2 | 4213065 | – |
| Atmos GIGA-B 40/240-2,2/4 | – | – |
| Atmos GIGA-B 40/240-18,5/2 | 4213065 | – |
| Atmos GIGA-B 40/240-22/2 | – | – |
| Atmos GIGA-B 40/250-3/4 | – | – |
| Atmos GIGA-B 40/250-22/2 | – | – |
| Atmos GIGA-B 40/250-30/2 | 4213067 | 4213031 |
| Atmos GIGA-B 40/285-30/2 | 4213067 | – |
| Atmos GIGA-B 40/295-4/4 | – | – |
| Atmos GIGA-B 40/295-37/2 | 4213067 | – |
| Atmos GIGA-B 40/305-5,5/4 | 4213042 | – |
| Atmos GIGA-B 40/305-37/2 | 4213067 | – |
| Atmos GIGA-B 40/305-45/2 | 4213077 | 4213030 |
| Atmos GIGA-B 40/315-7,5/4 | 4213042 | – |
| Atmos GIGA-B 40/315-45/2 | 4213077 | 4213030 |
| Atmos GIGA-B 40/315-55/2 | 4213058 | 4213029 |

🚚 = ready for delivery, L = supply availability, C = approx. 2 weeks, K = approx. 4 weeks, AX = up to 16 weeks delivery time, please inquire for every order, A = on request, 📞 = please contact Wilo
Subject to change – all prices do not include VAT. Our General Terms of Delivery and Service apply (see www.wilo.com/legal) – valid from 01/01/2022 in Germany.

| Assignment to the pump | | |
|---|---|---|
| | Supporting block for the motor | Supporting block for the pump housing |
| Atmos GIGA-B 50/95-0,37/4 | – | – |
| Atmos GIGA-B 50/95-3/2 | – | – |
| Atmos GIGA-B 50/105-0,55/4 | – | – |
| Atmos GIGA-B 50/105-4/2 | – | – |
| Atmos GIGA-B 50/115-0,75/4 | – | – |
| Atmos GIGA-B 50/115-5,5/2 | 4213054 | 4213027 |
| Atmos GIGA-B 50/125-1,1/4 | – | – |
| Atmos GIGA-B 50/125-7,5/2 | 4213054 | 4213027 |
| Atmos GIGA-B 50/140-0,75/4 | – | – |
| Atmos GIGA-B 50/140-5,5/2 | 4213054 | – |
| Atmos GIGA-B 50/150-1,1/4 | – | – |
| Atmos GIGA-B 50/150-7,5/2 | 4213054 | – |
| Atmos GIGA-B 50/160-1,5/4 | – | – |
| Atmos GIGA-B 50/160-11/2 | 4213065 | 4213026 |
| Atmos GIGA-B 50/170-11/2 | 4213065 | 4213026 |
| Atmos GIGA-B 50/180-1,5/4 | – | – |
| Atmos GIGA-B 50/180-15/2 | 4213065 | 4213026 |
| Atmos GIGA-B 50/190-2,2/4 | – | – |
| Atmos GIGA-B 50/190-18,5/2 | 4213065 | 4213026 |
| Atmos GIGA-B 50/200-2,2/4 | – | – |
| Atmos GIGA-B 50/200-3/4 | – | – |
| Atmos GIGA-B 50/200-18,5/2 | 4213065 | 4213026 |
| Atmos GIGA-B 50/200-22/2 | – | 4213026 |
| Atmos GIGA-B 50/230-3/4 | – | – |
| Atmos GIGA-B 50/230-18,5/2 | 4213065 | – |
| Atmos GIGA-B 50/230-22/2 | – | – |
| Atmos GIGA-B 50/240-3/4 | – | – |
| Atmos GIGA-B 50/240-4/4 | – | – |
| Atmos GIGA-B 50/240-30/2 | 4213067 | 4213031 |
| Atmos GIGA-B 50/250-4/4 | – | – |
| Atmos GIGA-B 50/250-5,5/4 | 4213063 | – |
| Atmos GIGA-B 50/250-30/2 | 4213067 | 4213031 |
| Atmos GIGA-B 50/250-37/2 | 4213067 | 4213031 |
| Atmos GIGA-B 50/285-37/2 | 4213067 | – |
| Atmos GIGA-B 50/295-5,5/4 | 4213042 | – |
| Atmos GIGA-B 50/295-37/2 | 4213067 | – |
| Atmos GIGA-B 50/295-45/2 | 4213077 | 4213030 |
| Atmos GIGA-B 50/305-7,5/4 | 4213042 | – |
| Atmos GIGA-B 50/305-45/2 | 4213077 | 4213030 |
| Atmos GIGA-B 50/305-55/2 | 4213058 | 4213029 |
| Atmos GIGA-B 50/315-11/4 | 4213073 | – |
| Atmos GIGA-B 50/315-75/2 | – | 4213029 |
| Atmos GIGA-B 65/95-4/2 | – | – |
| Atmos GIGA-B 65/105-0,55/4 | – | – |
| Atmos GIGA-B 65/105-5,5/2 | 4213054 | – |
| Atmos GIGA-B 65/115-0,75/4 | – | – |
| Atmos GIGA-B 65/115-7,5/2 | 4213054 | – |
| Atmos GIGA-B 65/125-1,1/4 | – | – |
| Atmos GIGA-B 65/125-11/2 | 4213065 | 4213030 |

🚚 = ready for delivery, L = supply availability, C = approx. 2 weeks, K = approx. 4 weeks, AX = up to 16 weeks delivery time, please inquire for every order, A = on request, 📞 = please contact Wilo
Subject to change – all prices do not include VAT. Our General Terms of Delivery and Service apply (see www.wilo.com/legal) – valid from 01/01/2022 in Germany.

| Assignment to the pump | | |
|---|---|---|
| | Supporting block for the motor | Supporting block for the pump housing |
| Atmos GIGA-B 65/140-1,5/4 | – | – |
| Atmos GIGA-B 65/140-11/2 | 4213065 | 4213030 |
| Atmos GIGA-B 65/150-1,1/4 | – | – |
| Atmos GIGA-B 65/150-15/2 | 4213065 | 4213030 |
| Atmos GIGA-B 65/160-2,2/4 | – | – |
| Atmos GIGA-B 65/160-15/2 | 4213065 | 4213030 |
| Atmos GIGA-B 65/160-18,5/2 | 4213065 | 4213030 |
| Atmos GIGA-B 65/170-15/2 | 4213065 | – |
| Atmos GIGA-B 65/170-18,5/2 | 4213065 | – |
| Atmos GIGA-B 65/180-2,2/4 | – | – |
| Atmos GIGA-B 65/180-18,5/2 | 4213065 | – |
| Atmos GIGA-B 65/180-22/2 | – | – |
| Atmos GIGA-B 65/190-3/4 | – | – |
| Atmos GIGA-B 65/190-30/2 | 4213067 | 4213031 |
| Atmos GIGA-B 65/200-3/4 | – | – |
| Atmos GIGA-B 65/200-4/4 | – | – |
| Atmos GIGA-B 65/200-30/2 | 4213067 | 4213031 |
| Atmos GIGA-B 65/200-37/2 | 4213067 | 4213031 |
| Atmos GIGA-B 65/215-22/2 | 4213065 | – |
| Atmos GIGA-B 65/225-30/2 | 4213058 | 4213034 |
| Atmos GIGA-B 65/230-4/4 | – | – |
| Atmos GIGA-B 65/230-37/2 | 4213058 | 4213034 |
| Atmos GIGA-B 65/240-5,5/4 | 4213041 | – |
| Atmos GIGA-B 65/240-37/2 | 4213058 | 4213034 |
| Atmos GIGA-B 65/240-45/2 | 4213058 | 4213033 |
| Atmos GIGA-B 65/250-7,5/4 | 4213041 | – |
| Atmos GIGA-B 65/250-45/2 | 4213058 | 4213033 |
| Atmos GIGA-B 65/250-55/2 | 4213058 | 4213035 |
| Atmos GIGA-B 65/295-7,5/4 | 4213042 | – |
| Atmos GIGA-B 65/295-75/2 | – | 4213033 |
| Atmos GIGA-B 65/305-11/4 | 4213073 | – |
| Atmos GIGA-B 65/305-75/2 | – | 4213033 |
| Atmos GIGA-B 65/305-90/2 | – | 4213033 |
| Atmos GIGA-B 65/315-15/4 | 4213073 | – |
| Atmos GIGA-B 65/315-110/2 | 4213077 | 4213036 |
| Atmos GIGA-B 80/120-11/2 | 4213065 | – |
| Atmos GIGA-B 80/130-1,1/4 | – | – |
| Atmos GIGA-B 80/130-15/2 | 4213065 | – |
| Atmos GIGA-B 80/140-1,5/4 | – | – |
| Atmos GIGA-B 80/140-18,5/2 | 4213065 | – |
| Atmos GIGA-B 80/150-2,2/4 | – | – |
| Atmos GIGA-B 80/150-22/2 | – | – |
| Atmos GIGA-B 80/160-3/4 | – | – |
| Atmos GIGA-B 80/160-22/2 | – | – |
| Atmos GIGA-B 80/160-30/2 | 4213067 | 4213031 |
| Atmos GIGA-B 80/165-22/2 | – | – |
| Atmos GIGA-B 80/170-3/4 | – | – |
| Atmos GIGA-B 80/170-30/2 | 4213067 | 4213031 |
| Atmos GIGA-B 80/180-4/4 | – | – |

🚚 = ready for delivery, L = supply availability, C = approx. 2 weeks, K = approx. 4 weeks, AX = up to 16 weeks delivery time, please inquire for every order, A = on request, 📞 = please contact Wilo
Subject to change – all prices do not include VAT. Our General Terms of Delivery and Service apply (see www.wilo.com/legal) – valid from 01/01/2022 in Germany.

| Assignment to the pump | | |
|---|---|---|
| | Supporting block for the motor | Supporting block for the pump housing |
| Atmos GIGA-B 80/180-37/2 | 4213067 | 4213031 |
| Atmos GIGA-B 80/190-5,5/4 | 4213063 | – |
| Atmos GIGA-B 80/190-45/2 | 4213075 | 4213032 |
| Atmos GIGA-B 80/200-5,5/4 | 4213063 | – |
| Atmos GIGA-B 80/200-7,5/4 | 4213063 | – |
| Atmos GIGA-B 80/200-45/2 | 4213075 | 4213032 |
| Atmos GIGA-B 80/200-55/2 | 4213058 | 4213029 + 4213031 |
| Atmos GIGA-B 80/215-37/2 | 4213058 | 4213034 |
| Atmos GIGA-B 80/220-37/2 | 4213058 | 4213034 |
| Atmos GIGA-B 80/220-45/2 | 4213058 | 4213033 |
| Atmos GIGA-B 80/230-45/2 | 4213058 | 4213033 |
| Atmos GIGA-B 80/230-55/2 | 4213058 | 4213035 |
| Atmos GIGA-B 80/240-7,5/4 | 4213041 | – |
| Atmos GIGA-B 80/240-75/2 | – | 4213035 |
| Atmos GIGA-B 80/250-7,5/4 | 4213041 | – |
| Atmos GIGA-B 80/250-11/4 | 4213056 | – |
| Atmos GIGA-B 80/250-75/2 | – | 4213035 |
| Atmos GIGA-B 80/250-90/2 | – | 4213035 |
| Atmos GIGA-B 80/275-75/2 | – | 4213034 |
| Atmos GIGA-B 80/285-11/4 | 4213045 | – |
| Atmos GIGA-B 80/285-75/2 | – | 4213034 |
| Atmos GIGA-B 80/285-90/2 | – | 4213034 |
| Atmos GIGA-B 80/295-15/4 | 4213045 | – |
| Atmos GIGA-B 80/295-110/2 | 4213077 | 4213038 |
| Atmos GIGA-B 80/305-18,5/4 | 4213047 | – |
| Atmos GIGA-B 80/305-110/2 | 4213077 | 4213038 |
| Atmos GIGA-B 80/305-132/2 | 4213077 | 4213038 |
| Atmos GIGA-B 80/315-18,5/4 | 4213047 | – |
| Atmos GIGA-B 80/315-22/4 | 4213047 | – |
| Atmos GIGA-B 80/315-132/2 | 4213077 | 4213038 |
| Atmos GIGA-B 80/315-160/2 | 4213077 | 4213038 |
| Atmos GIGA-B 80/370-18,5/4 | 4213048 | – |
| Atmos GIGA-B 80/370-22/4 | 4213048 | – |
| Atmos GIGA-B 80/380-22/4 | 4213048 | – |
| Atmos GIGA-B 80/380-30/4 | 4213051 | – |
| Atmos GIGA-B 80/390-30/4 | 4213051 | – |
| Atmos GIGA-B 80/390-37/4 | 4213071 | – |
| Atmos GIGA-B 80/390-37/4-P6 | 4213071 | – |
| Atmos GIGA-B 80/400-37/4 | 4213071 | – |
| Atmos GIGA-B 80/400-37/4-P6 | 4213071 | – |
| Atmos GIGA-B 80/400-45/4 | 4213071 | – |
| Atmos GIGA-B 80/400-45/4-P6 | 4213071 | – |
| Atmos GIGA-B 100/130-15/2 | 4213056 | – |
| Atmos GIGA-B 100/140-2,2/4 | – | – |
| Atmos GIGA-B 100/140-18,5/2 | 4213056 | – |
| Atmos GIGA-B 100/150-3/4 | – | – |
| Atmos GIGA-B 100/150-22/2 | 4213065 | – |
| Atmos GIGA-B 100/160-4/4 | – | – |
| Atmos GIGA-B 100/160-30/2 | 4213058 | 4213034 |

= ready for delivery, L = supply availability, C = approx. 2 weeks, K = approx. 4 weeks, AX = up to 16 weeks delivery time, please inquire for every order, A = on request, = please contact Wilo
Subject to change – all prices do not include VAT. Our General Terms of Delivery and Service apply (see www.wilo.com/legal) – valid from 01/01/2022 in Germany.

| Assignment to the pump | | |
|---|---|---|
| | Supporting block for the motor | Supporting block for the pump housing |
| **Atmos GIGA-B 100/165-30/2** | 4213058 | 4213034 |
| **Atmos GIGA-B 100/175-37/2** | 4213058 | 4213034 |
| **Atmos GIGA-B 100/180-4/4** | – | – |
| **Atmos GIGA-B 100/180-37/2** | 4213058 | 4213034 |
| **Atmos GIGA-B 100/180-45/2** | 4213058 | 4213033 |
| **Atmos GIGA-B 100/190-5,5/4** | 4213041 | – |
| **Atmos GIGA-B 100/190-55/2** | 4213058 | 4213035 |
| **Atmos GIGA-B 100/200-7,5/4** | 4213041 | – |
| **Atmos GIGA-B 100/200-55/2** | 4213058 | 4213035 |
| **Atmos GIGA-B 100/200-75/2** | – | 4213035 |
| **Atmos GIGA-B 100/210-55/2** | 4213058 | 4213033 |
| **Atmos GIGA-B 100/220-75/2** | – | 4213033 |
| **Atmos GIGA-B 100/230-7,5/4** | 4213042 | – |
| **Atmos GIGA-B 100/230-75/2** | – | 4213033 |
| **Atmos GIGA-B 100/230-90/2** | – | 4213033 |
| **Atmos GIGA-B 100/240-11/4** | 4213073 | – |
| **Atmos GIGA-B 100/240-110/2** | 4213077 | 4213036 |
| **Atmos GIGA-B 100/250-15/4** | 4213073 | – |
| **Atmos GIGA-B 100/250-110/2** | 4213077 | 4213036 |
| **Atmos GIGA-B 100/250-132/2** | 4213077 | 4213036 |
| **Atmos GIGA-B 100/285-15/4** | 4213045 | – |
| **Atmos GIGA-B 100/295-18,5/4** | 4213047 | – |
| **Atmos GIGA-B 100/295-110/2** | 4213077 | 4213038 |
| **Atmos GIGA-B 100/295-132/2** | 4213077 | 4213038 |
| **Atmos GIGA-B 100/305-18,5/4** | 4213047 | – |
| **Atmos GIGA-B 100/305-22/4** | 4213047 | – |
| **Atmos GIGA-B 100/305-132/2** | 4213077 | 4213038 |
| **Atmos GIGA-B 100/305-160/2** | 4213077 | 4213038 |
| **Atmos GIGA-B 100/315-30/4** | 4213057 | – |
| **Atmos GIGA-B 100/315-160/2** | 4213077 | 4213038 |
| **Atmos GIGA-B 100/315-200/2** | 4213077 | 4213038 |
| **Atmos GIGA-B 100/380-30/4** | 4213051 | – |
| **Atmos GIGA-B 100/380-37/4** | 4213071 | – |
| **Atmos GIGA-B 100/390-37/4** | 4213071 | – |
| **Atmos GIGA-B 100/390-45/4** | 4213071 | – |
| **Atmos GIGA-B 100/390-45/4-P6** | 4213071 | – |
| **Atmos GIGA-B 100/400-45/4** | 4213071 | – |
| **Atmos GIGA-B 100/400-45/4-P6** | 4213071 | – |
| **Atmos GIGA-B 100/400-55/4** | 4213058 | – |
| **Atmos GIGA-B 100/400-55/4-P6** | 4213058 | – |
| **Atmos GIGA-B 125/170-5,5/4** | 4213043 | – |
| **Atmos GIGA-B 125/170-45/2** | 4213067 | – |
| **Atmos GIGA-B 125/180-7,5/4** | 4213043 | – |
| **Atmos GIGA-B 125/180-55/2** | 4213058 | 4213034 |
| **Atmos GIGA-B 125/190-11/4** | 4213045 | – |
| **Atmos GIGA-B 125/190-75/2** | – | 4213034 |
| **Atmos GIGA-B 125/200-11/4** | 4213045 | – |
| **Atmos GIGA-B 125/200-15/4** | 4213045 | – |
| **Atmos GIGA-B 125/200-75/2** | – | 4213034 |

🚚 = ready for delivery, L = supply availability, C = approx. 2 weeks, K = approx. 4 weeks, AX = up to 16 weeks delivery time, please inquire for every order, A = on request, 📞 = please contact Wilo
Subject to change – all prices do not include VAT. Our General Terms of Delivery and Service apply (see www.wilo.com/legal) – valid from 01/01/2022 in Germany.

| Assignment to the pump | | |
|---|---|---|
| | Supporting block for the motor | Supporting block for the pump housing |
| Atmos GIGA-B 125/200-90/2 | – | 4213034 |
| Atmos GIGA-B 125/210-75/2 | – | 4213034 |
| Atmos GIGA-B 125/220-11/4 | 4213045 | – |
| Atmos GIGA-B 125/220-75/2 | – | 4213034 |
| Atmos GIGA-B 125/220-90/2 | – | 4213034 |
| Atmos GIGA-B 125/230-15/4 | 4213045 | – |
| Atmos GIGA-B 125/230-110/2 | 4213077 | 4213038 |
| Atmos GIGA-B 125/240-15/4 | 4213045 | – |
| Atmos GIGA-B 125/240-18,5/4 | 4213047 | – |
| Atmos GIGA-B 125/240-110/2 | 4213077 | 4213038 |
| Atmos GIGA-B 125/240-132/2 | 4213077 | 4213038 |
| Atmos GIGA-B 125/250-18,5/4 | 4213047 | – |
| Atmos GIGA-B 125/250-22/4 | 4213047 | – |
| Atmos GIGA-B 125/250-132/2 | 4213077 | 4213038 |
| Atmos GIGA-B 125/250-160/2 | 4213077 | 4213038 |
| Atmos GIGA-B 125/272-15/4 | 4213046 | – |
| Atmos GIGA-B 125/272-18,5/4 | 4213048 | – |
| Atmos GIGA-B 125/285-18,5/4 | 4213048 | – |
| Atmos GIGA-B 125/285-22/4 | 4213048 | – |
| Atmos GIGA-B 125/295-30/4 | 4213051 | – |
| Atmos GIGA-B 125/305-30/4 | 4213051 | – |
| Atmos GIGA-B 125/305-37/4 | 4213071 | – |
| Atmos GIGA-B 125/305-37/4-P6 | 4213071 | – |
| Atmos GIGA-B 125/315-37/4 | 4213071 | – |
| Atmos GIGA-B 125/315-45/4 | 4213071 | – |
| Atmos GIGA-B 125/315-45/4-P6 | 4213071 | – |
| Atmos GIGA-B 125/360-37/4 | 4213053 | – |
| Atmos GIGA-B 125/360-37/4-P6 | 4213053 | – |
| Atmos GIGA-B 125/370-37/4 | 4213053 | – |
| Atmos GIGA-B 125/370-45/4 | 4213053 | – |
| Atmos GIGA-B 125/370-45/4-P6 | 4213053 | – |
| Atmos GIGA-B 125/380-45/4 | 4213053 | – |
| Atmos GIGA-B 125/380-55/4 | 4213073 | – |
| Atmos GIGA-B 125/380-55/4-P6 | 4213073 | – |
| Atmos GIGA-B 125/390-75/4 | 4213075 | – |
| Atmos GIGA-B 125/390-75/4-P6 | 4213075 | – |
| Atmos GIGA-B 125/400-75/4 | 4213075 | – |
| Atmos GIGA-B 125/400-90/4 | 4213075 | – |
| Atmos GIGA-B 125/400-90/4-P6 | 4213075 | – |
| Atmos GIGA-B 150/180-7,5/4 | 4213025 | – |
| Atmos GIGA-B 150/180-75/2 | – | – |
| Atmos GIGA-B 150/190-11/4 | 4213046 | – |
| Atmos GIGA-B 150/190-90/2 | – | – |
| Atmos GIGA-B 150/200-15/4 | 4213046 | – |
| Atmos GIGA-B 150/200-110/2 | 4213077 | 4213040 |
| Atmos GIGA-B 150/210-11/4 | 4213046 | – |
| Atmos GIGA-B 150/210-90/2 | – | – |
| Atmos GIGA-B 150/220-15/4 | 4213046 | – |
| Atmos GIGA-B 150/220-110/2 | 4213077 | 4213040 |

🚚 = ready for delivery, L = supply availability, C = approx. 2 weeks, K = approx. 4 weeks, AX = up to 16 weeks delivery time, please inquire for every order, A = on request, 📞 = please contact Wilo
Subject to change – all prices do not include VAT. Our General Terms of Delivery and Service apply (see www.wilo.com/legal) – valid from 01/01/2022 in Germany.

| Assignment to the pump | | |
|---|---|---|
| | Supporting block for the motor | Supporting block for the pump housing |
| **Atmos GIGA-B 150/230-18,5/4** | 4213048 | – |
| **Atmos GIGA-B 150/230-132/2** | 4213077 | 4213040 |
| **Atmos GIGA-B 150/240-22/4** | 4213048 | – |
| **Atmos GIGA-B 150/240-160/2** | 4213077 | 4213040 |
| **Atmos GIGA-B 150/250-22/4** | 4213048 | – |
| **Atmos GIGA-B 150/250-30/4** | 4213051 | – |
| **Atmos GIGA-B 150/250-200/2** | 4213077 | 4213040 |
| **Atmos GIGA-B 150/275-22/4** | 4213048 | – |
| **Atmos GIGA-B 150/285-30/4** | 4213051 | – |
| **Atmos GIGA-B 150/295-37/4** | 4213071 | – |
| **Atmos GIGA-B 150/295-37/4-P6** | 4213071 | – |
| **Atmos GIGA-B 150/305-37/4** | 4213071 | – |
| **Atmos GIGA-B 150/305-45/4** | 4213071 | – |
| **Atmos GIGA-B 150/305-45/4-P6** | 4213071 | – |
| **Atmos GIGA-B 150/315-45/4** | 4213071 | – |
| **Atmos GIGA-B 150/315-55/4** | 4213058 | – |
| **Atmos GIGA-B 150/315-55/4-P6** | 4213058 | – |
| **Atmos GIGA-B 150/370-55/4** | 4213073 | – |
| **Atmos GIGA-B 150/370-55/4-P6** | 4213058 | – |
| **Atmos GIGA-B 150/380-55/4** | 4213073 | – |
| **Atmos GIGA-B 150/380-55/4-P6** | 4213058 | – |
| **Atmos GIGA-B 150/380-75/4** | 4213075 | – |
| **Atmos GIGA-B 150/380-75/4-P6** | 4213075 | – |
| **Atmos GIGA-B 150/390-75/4** | 4213075 | – |
| **Atmos GIGA-B 150/390-75/4-P6** | 4213075 | – |
| **Atmos GIGA-B 150/390-90/4** | 4213075 | – |
| **Atmos GIGA-B 150/390-90/4-P6** | 4213075 | – |
| **Atmos GIGA-B 150/400-90/4** | 4213075 | – |
| **Atmos GIGA-B 150/400-90/4-P6** | 4213075 | – |
| **Atmos GIGA-B 150/400-110/4** | 4213059 | 4213039 |
| **Atmos GIGA-B 150/400-110/4-P6** | 4213059 | 4213039 |
| **CronoBloc-BL-E 32/140-2,2/2** | – | – |
| **CronoBloc-BL-E 32/140-2,2/2-R1** | – | – |
| **CronoBloc-BL-E 32/150-3/2** | – | – |
| **CronoBloc-BL-E 32/150-3/2-R1** | – | – |
| **CronoBloc-BL-E 32/160-4/2** | – | – |
| **CronoBloc-BL-E 32/160-4/2-R1** | – | – |
| **CronoBloc-BL-E 32/170-5,5/2** | 4213054 | – |
| **CronoBloc-BL-E 32/170-5,5/2-R1** | 4213054 | – |
| **CronoBloc-BL-E 32/210-7,5/2** | 4213054 | – |
| **CronoBloc-BL-E 32/210-7,5/2-R1** | 4213054 | – |
| **CronoBloc-BL-E 32/220-11/2** | 4213065 | – |
| **CronoBloc-BL-E 32/220-11/2-R1** | 4213065 | – |
| **CronoBloc-BL-E 40/110-1,5/2** | – | – |
| **CronoBloc-BL-E 40/110-1,5/2-R1** | – | – |
| **CronoBloc-BL-E 40/120-2,2/2** | – | – |
| **CronoBloc-BL-E 40/120-2,2/2-R1** | – | – |
| **CronoBloc-BL-E 40/130-3/2** | – | – |
| **CronoBloc-BL-E 40/130-3/2-R1** | – | – |

| Assignment to the pump | | |
|---|---|---|
| | Supporting block for the motor | Supporting block for the pump housing |
| CronoBloc-BL-E 40/140-4/2 | – | – |
| CronoBloc-BL-E 40/140-4/2-R1 | – | – |
| CronoBloc-BL-E 40/160-5,5/2 | 4213054 | – |
| CronoBloc-BL-E 40/160-5,5/2-R1 | 4213054 | – |
| CronoBloc-BL-E 40/170-7,5/2 | 4213054 | – |
| CronoBloc-BL-E 40/170-7,5/2-R1 | 4213054 | – |
| CronoBloc-BL-E 40/180-7,5/2 | 4213054 | – |
| CronoBloc-BL-E 40/180-7,5/2-R1 | 4213054 | – |
| CronoBloc-BL-E 40/210-11/2 | 4213065 | – |
| CronoBloc-BL-E 40/210-11/2-R1 | 4213065 | – |
| CronoBloc-BL-E 40/220-15/2 | 4213065 | – |
| CronoBloc-BL-E 40/220-15/2-R1 | 4213065 | – |
| CronoBloc-BL-E 40/230-18,5/2 | – | – |
| CronoBloc-BL-E 40/230-18,5/2-R1 | – | – |
| CronoBloc-BL-E 40/240-22/2 | – | – |
| CronoBloc-BL-E 40/240-22/2-R1 | – | – |
| CronoBloc-BL-E 50/110-3/2 | – | – |
| CronoBloc-BL-E 50/110-3/2-R1 | – | – |
| CronoBloc-BL-E 50/120-4/2 | – | – |
| CronoBloc-BL-E 50/120-4/2-R1 | – | – |
| CronoBloc-BL-E 50/130-5,5/2 | 4213054 | – |
| CronoBloc-BL-E 50/130-5,5/2-R1 | 4213054 | – |
| CronoBloc-BL-E 50/140-7,5/2 | 4213054 | – |
| CronoBloc-BL-E 50/140-7,5/2-R1 | 4213054 | – |
| CronoBloc-BL-E 50/150-7,5/2 | 4213054 | – |
| CronoBloc-BL-E 50/150-7,5/2-R1 | 4213054 | – |
| CronoBloc-BL-E 50/170-11/2 | 4213065 | – |
| CronoBloc-BL-E 50/170-11/2-R1 | 4213065 | – |
| CronoBloc-BL-E 50/200-15/2 | 4213065 | – |
| CronoBloc-BL-E 50/200-15/2-R1 | 4213065 | – |
| CronoBloc-BL-E 50/210-18,5/2 | – | – |
| CronoBloc-BL-E 50/210-18,5/2-R1 | – | – |
| CronoBloc-BL-E 50/220-22/2 | – | – |
| CronoBloc-BL-E 50/220-22/2-R1 | – | – |
| CronoBloc-BL-E 50/270-5,5/4 | 4213041 | – |
| CronoBloc-BL-E 50/270-5,5/4-R1 | 4213041 | – |
| CronoBloc-BL-E 65/120-4/2 | – | – |
| CronoBloc-BL-E 65/120-4/2-R1 | – | – |
| CronoBloc-BL-E 65/130-5,5/2 | 4213054 | – |
| CronoBloc-BL-E 65/130-5,5/2-R1 | 4213054 | – |
| CronoBloc-BL-E 65/140-7,5/2 | 4213054 | – |
| CronoBloc-BL-E 65/140-7,5/2-R1 | 4213054 | – |
| CronoBloc-BL-E 65/160-11/2 | 4213065 | – |
| CronoBloc-BL-E 65/160-11/2-R1 | 4213065 | – |
| CronoBloc-BL-E 65/170-15/2 | 4213065 | – |
| CronoBloc-BL-E 65/170-15/2-R1 | 4213065 | – |
| CronoBloc-BL-E 65/190-18,5/2 | – | – |
| CronoBloc-BL-E 65/190-18,5/2-R1 | – | – |
| CronoBloc-BL-E 65/210-22/2 | – | – |

🚚 = ready for delivery, L = supply availability, C = approx. 2 weeks, K = approx. 4 weeks, AX = up to 16 weeks delivery time, please inquire for every order, A = on request, 📞 = please contact Wilo
Subject to change – all prices do not include VAT. Our General Terms of Delivery and Service apply (see www.wilo.com/legal) – valid from 01/01/2022 in Germany.

| Assignment to the pump | | |
|---|---|---|
| | Supporting block for the motor | Supporting block for the pump housing |
| CronoBloc-BL-E 65/210-22/2-R1 | – | – |
| CronoBloc-BL-E 65/240-5,5/4 | 4213042 | – |
| CronoBloc-BL-E 65/240-5,5/4-R1 | 4213042 | – |
| CronoBloc-BL-E 65/265-7,5/4 | 4213042 | – |
| CronoBloc-BL-E 65/265-7,5/4-R1 | 4213042 | – |
| CronoBloc-BL-E 80/145-11/2 | 4213056 | – |
| CronoBloc-BL-E 80/145-11/2-R1 | 4213056 | – |
| CronoBloc-BL-E 80/150-15/2 | 4213056 | – |
| CronoBloc-BL-E 80/150-15/2-R1 | 4213056 | – |
| CronoBloc-BL-E 80/160-18,5/2 | 4213065 | – |
| CronoBloc-BL-E 80/160-18,5/2-R1 | 4213065 | – |
| CronoBloc-BL-E 80/165-22/2 | 4213065 | – |
| CronoBloc-BL-E 80/165-22/2-R1 | 4213065 | – |
| CronoBloc-BL-E 80/220-5,5/4 | 4213041 | – |
| CronoBloc-BL-E 80/220-5,5/4-R1 | 4213041 | – |
| CronoBloc-BL-E 80/250-7,5/4 | 4213042 | – |
| CronoBloc-BL-E 80/250-7,5/4-R1 | 4213042 | – |
| CronoBloc-BL-E 80/270-11/4 | 4213056 | – |
| CronoBloc-BL-E 80/270-11/4-R1 | 4213056 | – |
| CronoBloc-BL-E 100/200-5,5/4 | 4213041 | – |
| CronoBloc-BL-E 100/200-5,5/4-R1 | 4213041 | – |
| CronoBloc-BL-E 100/220-7,5/4 | 4213041 | – |
| CronoBloc-BL-E 100/220-7,5/4-R1 | 4213041 | – |
| CronoBloc-BL-E 100/250-11/4 | 4213047 | – |
| CronoBloc-BL-E 100/250-11/4-R1 | 4213047 | – |
| CronoBloc-BL-E 100/270-15/4 | 4213047 | – |
| CronoBloc-BL-E 100/270-15/4-R1 | 4213047 | – |
| CronoBloc-BL-E 100/305-18,5/4 | 4213051 | – |
| CronoBloc-BL-E 100/305-18,5/4-R1 | 4213051 | – |
| CronoBloc-BL-E 100/315-22/4 | 4213051 | – |
| CronoBloc-BL-E 100/315-22/4-R1 | 4213051 | – |
| CronoBloc-BL-E 125/185-5,5/4 | 4213043 | – |
| CronoBloc-BL-E 125/185-5,5/4-R1 | 4213043 | – |
| CronoBloc-BL-E 125/210-7,5/4 | 4213043 | – |
| CronoBloc-BL-E 125/210-7,5/4-R1 | 4213043 | – |
| CronoBloc-BL-E 125/225-11/4 | 4213047 | – |
| CronoBloc-BL-E 125/225-11/4-R1 | 4213047 | – |
| CronoBloc-BL-E 125/245-15/4 | 4213048 | – |
| CronoBloc-BL-E 125/245-15/4-R1 | 4213048 | – |
| CronoBloc-BL-E 125/265-18,5/4 | 4213051 | – |
| CronoBloc-BL-E 125/265-18,5/4-R1 | 4213051 | – |
| CronoBloc-BL-E 125/275-22/4 | 4213051 | – |
| CronoBloc-BL-E 125/275-22/4-R1 | 4213051 | – |
| Stratos GIGA B 40/4-51/11 | 4213065 | – |
| Stratos GIGA B 40/4-51/11-R1 | 4213065 | – |
| Stratos GIGA B 40/4-58/15 | 4213065 | – |
| Stratos GIGA B 40/4-58/15-R1 | 4213065 | – |
| Stratos GIGA B 40/5-70/18,5 | 4213067 | – |
| Stratos GIGA B 40/5-70/18,5-R1 | 4213067 | – |

🚚 = ready for delivery, L = supply availability, C = approx. 2 weeks, K = approx. 4 weeks, AX = up to 16 weeks delivery time, please inquire for every order, A = on request, 📞 = please contact Wilo
Subject to change – all prices do not include VAT. Our General Terms of Delivery and Service apply (see www.wilo.com/legal) – valid from 01/01/2022 in Germany.

| Assignment to the pump | | |
|---|---|---|
| | Supporting block for the motor | Supporting block for the pump housing |
| Stratos GIGA B 40/6-80/22 | 4213067 | – |
| Stratos GIGA B 40/6-80/22-R1 | 4213067 | – |
| Stratos GIGA B 50/3-42/11 | 4213056 | – |
| Stratos GIGA B 50/3-42/11-R1 | 4213056 | – |
| Stratos GIGA B 50/4-49/15 | 4213067 | – |
| Stratos GIGA B 50/4-49/15-R1 | 4213067 | – |
| Stratos GIGA B 50/4-55/18,5 | 4213067 | – |
| Stratos GIGA B 50/4-55/18,5-R1 | 4213067 | – |
| Stratos GIGA B 50/4-60/22 | 4213067 | – |
| Stratos GIGA B 50/4-60/22-R1 | 4213067 | – |
| Stratos GIGA B 65/2-30/11 | 4213056 | – |
| Stratos GIGA B 65/2-30/11-R1 | 4213056 | – |
| Stratos GIGA B 65/3-38/15 | 4213056 | – |
| Stratos GIGA B 65/3-38/15-R1 | 4213056 | – |
| Stratos GIGA B 65/4-50/18,5 | 4213067 | – |
| Stratos GIGA B 65/4-50/18,5-R1 | 4213067 | – |
| Stratos GIGA B 65/4-56/22 | 4213067 | – |
| Stratos GIGA B 65/4-56/22-R1 | 4213067 | – |
| Stratos GIGA B 80/2-23/11 | 4213056 | – |
| Stratos GIGA B 80/2-23/11-R1 | 4213056 | – |
| Stratos GIGA B 80/2-25/11 | 4213078 | – |
| Stratos GIGA B 80/2-25/11-R1 | 4213078 | – |
| Stratos GIGA B 80/2-27/15 | 4213056 | – |
| Stratos GIGA B 80/2-27/15-R1 | 4213056 | – |
| Stratos GIGA B 80/2-29/18,5 | 4213056 | – |
| Stratos GIGA B 80/2-29/18,5-R1 | 4213056 | – |
| Stratos GIGA B 80/3-32/22 | 4213056 | – |
| Stratos GIGA B 80/3-32/22-R1 | 4213056 | – |
| Stratos GIGA B 100/2-20/11 | 4213073 | – |
| Stratos GIGA B 100/2-20/11-R1 | 4213073 | – |
| Stratos GIGA B 100/2-24/15 | 4213073 | – |
| Stratos GIGA B 100/2-24/15-R1 | 4213073 | – |
| Stratos GIGA B 125/1-15/11 | 4213045 | – |
| Stratos GIGA B 125/1-15/11-R1 | 4213045 | – |
| Stratos GIGA B 125/2-18/15 | 4213046 | – |
| Stratos GIGA B 125/2-18/15-R1 | 4213046 | – |



Accessories, Wilo thermal insulation shell



Accessories for Wilo-Yonos MAXO series

## Application

For on-site thermal insulation of the pump housing in heating applications.

### Your advantages

- → Reduces the heat losses of the pump by up to 85 % (depending on the electrical power P1)
- → Reduces the overall energy consumption of the heating system
- → Saves energy costs
- → Resistant to moisture, salts, many acids, most greases and solvents
- → Ensures even temperature distribution at the pump
- → Protects the pump from outside moisture
- → Neutral to ground water, propellant-free, formaldehyde-free
- → 100 % recyclable

**Price group: PG14**

**Thermal insulation shell**

| Type | Gross weight, approx. | For Wilo pumps | Packaging | Art. no. | | |
|---|---|---|---|---|---|---|
| | *m* kg | | | | 🚚 | EUR |
| **Thermal insulation shell** | 0.2 | Stratos-ECO STG - 180 mm<br>Star-Z 20/1 - 140 mm and Star-Z 25 – 180 mm long<br>Star-STG 25(30) - 180 mm long<br>(not Star-STG 25(30)/8)<br>Size 14 thermal insulation shell | 1 piece | 4046444 | L | **20.-** |
| **Thermal insulation shell** | 0.2 | Heating circulators<br>Yonos PICO and Stratos PICO<br>as of year of manufacture 09/2015<br>Size 14 thermal insulation shell | 1 piece | 4206066 | L | **20.-** |

**Thermal insulation shell**

| Type | Gross weight, approx. | For Wilo pumps | Packaging | Art. no. | | Price group | |
|---|---|---|---|---|---|---|---|
| | *m* kg | | | | 🚚 | | |
| **Thermal insulation shell Yonos MAXO 32/0.5-10** | 0.12 | Yonos MAXO (plus) 32/0,5-10 | 1 piece | 2107633 | A | PG15 | ✆ |
| **Thermal insulation shell Yonos MAXO 25(30)/0.5-7** | 0.14 | Yonos MAXO 25(30)/0,5-7;<br>Yonos MAXO 25(30)/0,5-10 | 1 piece | 2123369 | L | PG14 | **24.-** |
| **Thermal insulation shell Yonos MAXO 25(30)/0.5-12** | 0.15 | Yonos MAXO 25(30)/0,5-12 | 1 piece | 2123370 | L | PG14 | **24.-** |

🚚 = ready for delivery, L = supply availability, C = approx. 2 weeks, K = approx. 4 weeks, AX = up to 16 weeks delivery time, please inquire for every order, A = on request, ✆ = please contact Wilo
Subject to change – all prices do not include VAT. Our General Terms of Delivery and Service apply (see www.wilo.com/legal) – valid from 01/01/2022 in Germany.

| Thermal insulation shell | | | | | | | |
|---|---|---|---|---|---|---|---|
| **Type** | **Gross weight, approx.** | **For Wilo pumps** | **Packaging** | **Art. no.** | | **Price group** | |
| | *m* kg | | | | | | |
| **Thermal insulation shell Yonos MAXO 40/0.5–4** | 0.15 | Yonos MAXO 40/0,5–4 | 1 piece | 2123371 | L | PG14 | **35.–** |
| **Thermal insulation shell Yonos MAXO 40/0.5–8/ Yonos MAXO 32/0.5–11** | 0.15 | Yonos MAXO 40/0,5–8/ Yonos MAXO 32/0,5–11 | 1 piece | 2123372 | L | PG14 | **35.–** |
| **Thermal insulation shell Yonos MAXO 40/0.5–12** | 0.19 | Yonos MAXO 40/0,5–12 | 1 piece | 2123373 | L | PG14 | **35.–** |
| **Thermal insulation shell Yonos MAXO 40/0.5–16** | 0.25 | Yonos MAXO 40/0,5–16 | 1 piece | 2123374 | L | PG14 | **35.–** |
| **Thermal insulation shell Yonos MAXO 50/0.5–8** | 0.15 | Yonos MAXO 50/0,5–8 | 1 piece | 2123375 | L | PG14 | **41.–** |
| **Thermal insulation shell Yonos MAXO 50/0.5–9(12)** | 0.20 | Yonos MAXO 50/0,5–9; Yonos MAXO 50/0,5–12 | 1 piece | 2123376 | L | PG14 | **41.–** |
| **Thermal insulation shell Yonos MAXO 50/0.5–16** | 0.36 | Yonos MAXO 50/0,5–16 | 1 piece | 2123377 | L | PG14 | **41.–** |
| **Thermal insulation shell Yonos MAXO 65/0.5–9** | 0.20 | Yonos MAXO 65/0,5–9 | 1 piece | 2123378 | L | PG14 | **48.–** |
| **Thermal insulation shell Yonos MAXO 65/0.5–12** | 0.36 | Yonos MAXO 65/0,5–12 | 1 piece | 2123379 | L | PG14 | **48.–** |
| **Thermal insulation shell Yonos MAXO 65/0.5–16** | 0.35 | Yonos MAXO 65/0,5–16 | 1 piece | 2123380 | L | PG14 | **48.–** |
| **Thermal insulation shell Yonos MAXO 80/0.5–6(12)** | 0.43 | Yonos MAXO 80/0,5–6; Yonos MAXO 80/0,5–12 | 1 piece | 2123381 | L | PG14 | **57.–** |
| **Thermal insulation shell Yonos MAXO 100/0.5–12** | 0.42 | Yonos MAXO 100/0,5–12 | 1 piece | 2152297 | L | PG14 | **62.–** |

**Price group: PG15**

| Thermal insulation shell | | | | | | |
|---|---|---|---|---|---|---|
| **Type** | **Gross weight, approx.** | **For Wilo pumps** | **Packaging** | **Art. no.** | | |
| | *m* kg | | | | | EUR |
| **Thermal insulation shell MG.23 KIT** | 0.09 | Yonos MAXO-Z 25(30)/0.5–7; Yonos MAXO-Z 25/0.5–10 | 1 piece | 2051172 | L | **22.–** |
| **Therm.insulation shell MG.33(30/1–12)KIT** | 0.10 | Yonos MAXO-Z 30/0.5–12 | 1 piece | 2037924 | L | **33.–** |
| **Thermal insulation shell MG.33 KIT** | 0.10 | Yonos MAXO-Z 40/0.5–8 | 1 piece | 2037925 | L | **33.–** |
| **Therm.insulation shell MG.43(40/1–12)KIT** | 0.18 | Yonos MAXO-Z 40/0.5–12 | 1 piece | 2051210 | L | **35.–** |
| **Thermal insulation shell MG.43 KIT** | 0.15 | Yonos MAXO-Z 50/0.5–9 | 1 piece | 2042946 | L | **39.–** |
| **Thermal insulation shell MG.53 KIT** | 0.32 | Yonos MAXO-Z 65/0.5–12 | 1 piece | 2058023 | C | **42.–** |

= ready for delivery, L = supply availability, C = approx. 2 weeks, K = approx. 4 weeks, AX = up to 16 weeks delivery time, please inquire for every order, A = on request, = please contact Wilo
Subject to change – all prices do not include VAT. Our General Terms of Delivery and Service apply (see www.wilo.com/legal) – valid from 01/01/2022 in Germany.



Wilo-ClimaForm

## Application

Diffusion-proof cold water insulation shell for on-site insulation of pump housings in air-conditioning systems and cooling systems.

Suitable for single pumps of the series:
- → Wilo-Stratos MAXO
- → Wilo-Stratos MAXO-Z

For avoiding condensation formation on the surface of the pump housing and consequential damage caused by drips and corrosion on the pump housing and on the rest of the system.

### Your advantages

- → Industrially prefabricated standard solution for the fast insulation of pump housings and secure connection with on-site diffusion-proof pipe insulation manufactured by Armacell GmbH.
- → Dimensionally precise adjustment to the housing geometry reduces the hollow space between insulation and the pump housing and thus the inclusion of air and moisture.

**Price group: PG14**

| Thermal insulation shell | | | | |
|---|---|---|---|---|
| **Type** | **Gross weight, approx.** | **Art. no.** | | |
| | *m*<br>kg | | 🚚 | EUR |
| **ClimaForm Stratos MAXO 25/0.5-4/6-12** | 0.5 | 2201729 | L | **185.-** |
| **ClimaForm Stratos MAXO 30/0.5-4/6-14** | 0.5 | 2201730 | L | **185.-** |
| **ClimaForm Stratos MAXO 32/0.5-8/10/12** | 1 | 2201731 | L | **195.-** |
| **ClimaForm Stratos MAXO 32/0.5-16** | 1 | 2201732 | L | **195.-** |
| **ClimaForm Stratos MAXO 40/0.5-4/8** | 1 | 2201733 | L | **208.-** |
| **ClimaForm Stratos MAXO 40/0.5-12/16** | 1.1 | 2201734 | L | **208.-** |
| **ClimaForm Stratos MAXO 50/0.5-6** | 1.1 | 2201735 | L | **222.-** |
| **ClimaForm Stratos MAXO 50/0.5-8** | 1.1 | 2201736 | L | **222.-** |
| **ClimaForm Stratos MAXO 50/0.5-9/12** | 1.7 | 2201737 | L | **222.-** |
| **ClimaForm Stratos MAXO 50/0.5-14/16** | 1.9 | 2201738 | L | **239.-** |
| **ClimaForm Stratos MAXO 65/0.5-6/9** | 1.8 | 2201739 | L | **258.-** |
| **ClimaForm Stratos MAXO 65/0,5-12/16** | 2 | 2201740 | L | **277.-** |
| **ClimaForm Stratos MAXO 80/0,5-6/12/16** | 2.2 | 2201741 | L | **300.-** |
| **ClimaForm Stratos MAXO 100/0,5-6/12** | 2.4 | 2201742 | L | **322.-** |

🚚 = ready for delivery, L = supply availability, C = approx. 2 weeks, K = approx. 4 weeks, AX = up to 16 weeks delivery time, please inquire for every order, A = on request, 📞 = please contact Wilo
Subject to change – all prices do not include VAT. Our General Terms of Delivery and Service apply (see www.wilo.com/legal) – valid from 01/01/2022 in Germany.



| Accessories | Page |
|---|---|
| Commissioning/maintenance | 704 |



# Wilo-Voda Air & Dirt separators

## Construction

→ Air and dirt separators.

## Application

→ Old systems.
→ Open systems converted to a closed system.

**Price group: PG6**

**Ordering information**

| Type | Connection input | Connection output | Art. no. | | EUR |
|---|---|---|---|---|---|
| **Voda Air & Dirt Separator 1" for Horizontal Installation** | Rp 1 | Rp 1 | 2198853 | K | **235.–** |
| **Voda Air & Dirt Separator 1 1/2" for Horizontal Installation** | Rp 1½ | Rp 1½ | 2198855 | K | **273.–** |
| **Voda Air & Dirt Separator 1 1/4" for Horizontal Installation** | Rp 1¼ | Rp 1¼ | 2198854 | K | **254.–** |
| **Voda Air & Dirt Separator 3/4" for Horizontal Installation** | Rp ¾ | Rp ¾ | 2198852 | K | **203.–** |
| **Voda Air & Dirt Separator 22mm for Horizontal Installation** | Ø22mm | Ø22mm | 2198851 | K | **177.–** |
| **Voda Air & Dirt Separator DN50** | DN 50 | DN 50 | 2198822 | C | **1,075.–** |
| **Voda Air & Dirt Separator DN65** | DN 65 | DN 65 | 2198823 | C | **1,131.–** |
| **Voda Air & Dirt Separator DN80** | DN 80 | DN 80 | 2198824 | C | **1,479.–** |
| **Voda Air & Dirt Separator DN100** | DN 100 | DN 100 | 2198825 | C | **1,590.–** |
| **Voda Air & Dirt Separator DN125** | DN 125 | DN 125 | 2198826 | C | **2,579.–** |
| **Voda Air & Dirt Separator DN150** | DN 150 | DN 150 | 2198827 | C | **2,764.–** |
| **Voda Air & Dirt Separator DN200** | DN 200 | DN 200 | 2198828 | C | **3,987.–** |

= ready for delivery, L = supply availability, C = approx. 2 weeks, K = approx. 4 weeks, AX = up to 16 weeks delivery time, please inquire for every order, A = on request, = please contact Wilo
Subject to change – all prices do not include VAT. Our General Terms of Delivery and Service apply (see www.wilo.com/legal) – valid from 01/01/2022 in Germany.

**Price group: PG6**

| Ordering information | | | | | |
|---|---|---|---|---|---|
| **Type** | **Connection input** | **Connection output** | **Art. no.** | | |
| | | | | 🚚 | EUR |
| **Voda Air Separator 1" for Horizontal Installation** | Rp 1 | Rp 1 | 2198833 | K | **159.–** |
| **Voda Air Separator 1" for Vertical Installation** | Rp 1 | Rp 1 | 2198839 | K | **176.–** |
| **Voda Air Separator 1 1/2" for Horizontal Installation** | Rp 1½ | Rp 1½ | 2198835 | K | **213.–** |
| **Voda Air Separator 1 1/4" for Horizontal Installation** | Rp 1¼ | Rp 1¼ | 2198834 | K | **200.–** |
| **Voda Air Separator 1 1/4" for Vertical Installation** | Rp 1¼ | Rp 1¼ | 2198840 | K | **200.–** |
| **Voda Air Separator 2" for Horizontal Installation** | Rp 2 | Rp 2 | 2198836 | K | **235.–** |
| **Voda Air Separator 3/4" for Horizontal Installation** | Rp ¾ | Rp ¾ | 2198832 | K | **138.–** |
| **Voda Air Separator 3/4" for Vertical Installation** | Rp ¾ | Rp ¾ | 2198838 | K | **94.–** |
| **Voda Air Separator 22mm for Horizontal Installation** | Ø22mm | Ø22mm | 2198831 | K | **124.–** |
| **Voda Air Separator 22mm for Vertical Installation** | Ø22mm | Ø22mm | 2198837 | K | **98.–** |
| **Voda Air Separator DN50** | DN 50 | DN 50 | 2198808 | C | **1,044.–** |
| **Voda Air Separator DN65** | DN 65 | DN 65 | 2198809 | C | **1,090.–** |
| **Voda Air Separator DN80** | DN 80 | DN 80 | 2198810 | C | **1,193.–** |
| **Voda Air Separator DN100** | DN 100 | DN 100 | 2198811 | C | **1,388.–** |
| **Voda Air Separator DN125** | DN 125 | DN 125 | 2198812 | C | **1,497.–** |
| **Voda Air Separator DN150** | DN 150 | DN 150 | 2198813 | C | **2,295.–** |
| **Voda Air Separator DN200** | DN 200 | DN 200 | 2198814 | C | **2,682.–** |

**Price group: PG6**

| Ordering information | | | | | |
|---|---|---|---|---|---|
| **Type** | **Connection input** | **Connection output** | **Art. no.** | | |
| | | | | 🚚 | EUR |
| **Voda Dirt Separator 1" for Horizontal Installation** | Rp 1 | Rp 1 | 2198843 | K | **157.–** |
| **Voda Dirt Separator 1" for Vertical Installation** | Rp 1 | Rp 1 | 2198849 | K | **242.–** |
| **Voda Dirt Separator 1 1/2" for Horizontal Installation** | Rp 1½ | Rp 1½ | 2198845 | K | **199.–** |
| **Voda Dirt Separator 1 1/4" for Horizontal Installation** | Rp 1¼ | Rp 1¼ | 2198844 | K | **183.–** |
| **Voda Dirt Separator 1 1/4" for Vertical Installation** | Rp 1¼ | Rp 1¼ | 2198850 | K | **254.–** |
| **Voda Dirt Separator 2" for Horizontal Installation** | Rp 2 | Rp 2 | 2198846 | K | **227.–** |
| **Voda Dirt Separator 3/4" for Horizontal Installation** | Rp ¾ | Rp ¾ | 2198842 | K | **138.–** |
| **Voda Dirt Separator 3/4" for Vertical Installation** | Rp ¾ | Rp ¾ | 2198848 | K | **177.–** |
| **Voda Dirt Separator 22mm for Horizontal Installation** | Ø22mm | Ø22mm | 2198841 | K | **125.–** |
| **Voda Dirt Separator 22mm for Vertical Installation** | Ø22mm | Ø22mm | 2198847 | K | **141.–** |
| **Voda Dirt Separator DN50** | DN 50 | DN 50 | 2198815 | C | **1,122.–** |
| **Voda Dirt Separator DN65** | DN 65 | DN 65 | 2198816 | C | **1,177.–** |
| **Voda Dirt Separator DN80** | DN 80 | DN 80 | 2198817 | C | **1,474.–** |
| **Voda Dirt Separator DN100** | DN 100 | DN 100 | 2198818 | C | **1,555.–** |
| **Voda Dirt Separator DN125** | DN 125 | DN 125 | 2198819 | C | **2,248.–** |
| **Voda Dirt Separator DN150** | DN 150 | DN 150 | 2198820 | C | **2,533.–** |
| **Voda Dirt Separator DN200** | DN 200 | DN 200 | 2198821 | C | **4,256.–** |

🚚 = ready for delivery, L = supply availability, C = approx. 2 weeks, K = approx. 4 weeks, AX = up to 16 weeks delivery time, please inquire for every order, A = on request, 📞 = please contact Wilo
Subject to change – all prices do not include VAT. Our General Terms of Delivery and Service apply (see www.wilo.com/legal) – valid from 01/01/2022 in Germany.



| Accessories | Page |
|---|---|
| Commissioning/maintenance | 704 |



# Wilo-Tagus degassing & top-up units

## Construction
Pressure step degasser

## Application
- → Closed heating systems
- → Cooling systems

## Your advantages
- → Efficient continuous degassing and top-up for a high fluid quality by central degassing for both system and top-up water
- → Self-regulated refilling with degassed water thanks to the turbo operation mode and the external refill contact (230V)
- → Assembled and ready for connection
- → Clear operation via the intuitive display
- → Active degassing by patented PALL-Ring technology for high-performance deaeration
- → Integrated glanded pump of the MHI series

**Price group: PG6**

**Ordering information**

| Type | Connection input | Connection output | Art. no. | | EUR |
|---|---|---|---|---|---|
| **Degassing and Refill Automat Tagus vac 10** | G ¾ | G ¾ | 2198925 | C | **6,182.–** |
| **Degassing and Refill Automat Tagus vac 20** | G ¾ | G ¾ | 2198926 | C | **6,818.–** |
| **Degassing and Refill Automat Tagus vac 30** | G ¾ | G ¾ | 2198927 | C | **7,279.–** |

= ready for delivery, L = supply availability, C = approx. 2 weeks, K = approx. 4 weeks, AX = up to 16 weeks delivery time, please inquire for every order, A = on request, = please contact Wilo
Subject to change – all prices do not include VAT. Our General Terms of Delivery and Service apply (see www.wilo.com/legal) – valid from 01/01/2022 in Germany.



| Accessories | Page |
|---|---|
| Commissioning/maintenance | 704 |

# Wilo-CC-HVAC system

## Construction
Comfort control system for all conventional pumps in glandless and glanded design with fixed speeds and three-phase motors.

## Application
For stageless power adjustment to the variable operating states of single, double or multi-pump systems (up to 6 pumps). Controlling depends on the differential pressure Δp, feed/return temperature (±T) or differential temperature (ΔT), including the free adjustment of the duty point by means of advance correction of the full-load pump output.

## Notice
- → Wall fixation (WM) up to P2 = 4 kW
- → Floor model (BM) up to P2 = 5.5 kW
- → Mains connection 3~400 V, 50 Hz

## Your advantages
- → **Easy operation:** User-oriented menu navigation with multi-language plain text display and/or symbol navigation.
- → **Easy-to-use system:** Storage and output of operating data, display and storage of error messages.
- → **Reliable system:** Conductivity test of the transmitter paths, motor protection, status indicator for drives.
- → **Advanced settings:** 3 adjustable setpoints, PID controller.
- → **Optional modules for connection to bus systems:** Profibus, CANBus, ModBus RTU, LON, BACnet and others.

**Price group: PG14**

**Ordering information**

| Type | Max. number of controllable pumps | Max. rated current per pump | Art. no. | | |
|---|---|---|---|---|---|
| | | I A | | | EUR |
| CC-HVAC-System 1x3.0A-T34-DOL-FC-WM | 1 | 3 | 2527800 | K | 7,619.- |
| CC-HVAC-System 1x4.0A-T34-DOL-FC-WM | 1 | 4 | 2527806 | K | 7,756.- |
| CC-HVAC-System 1x5.6A-T34-DOL-FC-WM | 1 | 5.6 | 2527812 | K | 7,876.- |
| CC-HVAC-System 1x6.3A-T34-DOL-FC-WM | 1 | 6.3 | 2527818 | K | 8,244.- |
| CC-HVAC-System 1x10A-T34-DOL-FC-WM | 1 | 10 | 2527824 | K | 8,610.- |
| CC-HVAC-System 1x13A-T34-SD-FC-BM | 1 | 13 | 2527830 | K | 10,367.- |
| CC-HVAC-System 1x16A-T34-SD-FC-BM | 1 | 16 | 2527836 | K | 10,629.- |
| CC-HVAC-System 1x24A-T34-SD-FC-BM | 1 | 24 | 2527842 | K | 13,309.- |
| CC-HVAC-System 1x32A-T34-SD-FC-BM | 1 | 32 | 2527848 | K | 14,522.- |

= ready for delivery, L = supply availability, C = approx. 2 weeks, K = approx. 4 weeks, AX = up to 16 weeks delivery time, please inquire for every order, A = on request, = please contact Wilo
Subject to change – all prices do not include VAT. Our General Terms of Delivery and Service apply (see www.wilo.com/legal) – valid from 01/01/2022 in Germany.

**CC-HVAC system**

Price group: PG14

## Ordering information

| Type | Max. number of controllable pumps | Max. rated current per pump | Art. no. | | |
|---|---|---|---|---|---|
| | | I A | | | EUR |
| CC-HVAC-System 1x37.5A-T34-SD-FC-BM | 1 | 37.5 | 2527854 | K | 16,808.– |
| CC-HVAC-System 1x43A-T34-SD-FC-BM | 1 | 43 | 2527860 | K | 16,808.– |
| CC-HVAC-System 1x61A-T34-SD-FC-BM | 1 | 61 | 2527866 | K | 19,445.– |
| CC-HVAC-System 1x72A-T34-SD-FC-BM | 1 | 72 | 2527872 | K | 21,806.– |
| CC-HVAC-System 1x89A-T34-SD-FC-BM | 1 | 89 | 2527878 | K | 25,172.– |
| CC-HVAC-System 2x3.0A-T34-DOL-FC-WM | 2 | 3 | 2527801 | K | 8,169.– |
| CC-HVAC-System 2x4.0A-T34-DOL-FC-WM | 2 | 4 | 2527807 | K | 8,343.– |
| CC-HVAC-System 2x5.6A-T34-DOL-FC-WM | 2 | 5.6 | 2527813 | K | 8,461.– |
| CC-HVAC-System 2x6.3A-T34-DOL-FC-WM | 2 | 6.3 | 2527819 | K | 8,844.– |
| CC-HVAC-System 2x10A-T34-DOL-FC-WM | 2 | 10 | 2527825 | K | 9,234.– |
| CC-HVAC-System 2x13A-T34-SD-FC-BM | 2 | 13 | 2527831 | K | 11,112.– |
| CC-HVAC-System 2x16A-T34-SD-FC-BM | 2 | 16 | 2527837 | K | 11,373.– |
| CC-HVAC-System 2x24A-T34-SD-FC-BM | 2 | 24 | 2527843 | K | 14,419.– |
| CC-HVAC-System 2x32A-T34-SD-FC-BM | 2 | 32 | 2527849 | K | 15,871.– |
| CC-HVAC-System 2x37.5A-T34-SD-FC-BM | 2 | 37.5 | 2527855 | K | 18,026.– |
| CC-HVAC-System 2x43A-T34-SD-FC-BM | 2 | 43 | 2527861 | K | 18,026.– |
| CC-HVAC-System 2x61A-T34-SD-FC-BM | 2 | 61 | 2527867 | K | 21,128.– |
| CC-HVAC-System 2x72A-T34-SD-FC-BM | 2 | 72 | 2527873 | K | 24,294.– |
| CC-HVAC-System 2x89A-T34-SD-FC-BM | 2 | 89 | 2527879 | K | 27,952.– |
| CC-HVAC-System 3x3.0A-T34-DOL-FC-WM | 3 | 3 | 2527802 | K | 8,620.– |
| CC-HVAC-System 3x4.0A-T34-DOL-FC-WM | 3 | 4 | 2527808 | K | 8,764.– |
| CC-HVAC-System 3x5.6A-T34-DOL-FC-WM | 3 | 5.6 | 2527814 | K | 8,881.– |
| CC-HVAC-System 3x6.3A-T34-DOL-FC-WM | 3 | 6.3 | 2527820 | K | 9,278.– |
| CC-HVAC-System 3x10A-T34-DOL-FC-WM | 3 | 10 | 2527826 | K | 9,713.– |
| CC-HVAC-System 3x13A-T34-SD-FC-BM | 3 | 13 | 2527832 | K | 11,976.– |
| CC-HVAC-System 3x16A-T34-SD-FC-BM | 3 | 16 | 2527838 | K | 12,239.– |
| CC-HVAC-System 3x24A-T34-SD-FC-BM | 3 | 24 | 2527844 | K | 15,605.– |
| CC-HVAC-System 3x32A-T34-SD-FC-BM | 3 | 32 | 2527850 | K | 17,227.– |
| CC-HVAC-System 3x37.5A-T34-SD-FC-BM | 3 | 37.5 | 2527856 | K | 19,519.– |
| CC-HVAC-System 3x43A-T34-SD-FC-BM | 3 | 43 | 2527862 | K | 19,519.– |
| CC-HVAC-System 3x61A-T34-SD-FC-BM | 3 | 61 | 2527868 | K | 23,419.– |
| CC-HVAC-System 3x72A-T34-SD-FC-BM | 3 | 72 | 2527874 | K | 28,160.– |
| CC-HVAC-System 3x89A-T34-SD-FC-BM | 3 | 89 | 2527880 | K | 33,822.– |
| CC-HVAC-System 4x3.0A-T34-DOL-FC-WM | 4 | 3 | 2527803 | K | 9,281.– |
| CC-HVAC-System 4x4.0A-T34-DOL-FC-WM | 4 | 4 | 2527809 | K | 9,426.– |
| CC-HVAC-System 4x5.6A-T34-DOL-FC-WM | 4 | 5.6 | 2527815 | K | 9,543.– |
| CC-HVAC-System 4x6.3A-T34-DOL-FC-WM | 4 | 6.3 | 2527821 | K | 9,968.– |
| CC-HVAC-System 4x10A-T34-DOL-FC-WM | 4 | 10 | 2527827 | K | 10,396.– |
| CC-HVAC-System 4x13A-T34-SD-FC-BM | 4 | 13 | 2527833 | K | 12,917.– |
| CC-HVAC-System 4x16A-T34-SD-FC-BM | 4 | 16 | 2527839 | K | 13,244.– |
| CC-HVAC-System 4x24A-T34-SD-FC-BM | 4 | 24 | 2527845 | K | 16,911.– |
| CC-HVAC-System 4x32A-T34-SD-FC-BM | 4 | 32 | 2527851 | K | 18,717.– |
| CC-HVAC-System 4x37.5A-T34-SD-FC-BM | 4 | 37.5 | 2527857 | K | 20,934.– |
| CC-HVAC-System 4x43A-T34-SD-FC-BM | 4 | 43 | 2527863 | K | 20,934.– |
| CC-HVAC-System 4x61A-T34-SD-FC-BM | 4 | 61 | 2527869 | K | 25,159.– |
| CC-HVAC-System 4x72A-T34-SD-FC-BM | 4 | 72 | 2527875 | K | 31,659.– |

= ready for delivery, L = supply availability, C = approx. 2 weeks, K = approx. 4 weeks, AX = up to 16 weeks delivery time, please inquire for every order, A = on request, = please contact Wilo
Subject to change – all prices do not include VAT. Our General Terms of Delivery and Service apply (see www.wilo.com/legal) – valid from 01/01/2022 in Germany.

**Price group: PG14**

| Ordering information | | | | | |
|---|---|---|---|---|---|
| **Type** | **Max. number of controllable pumps** | **Max. rated current per pump** | **Art. no.** | | |
| | | I<br>A | | 🚚 | EUR |
| **CC-HVAC-System 4x89A-T34-SD-FC-BM** | 4 | 89 | 2527881 | K | **36,508.–** |
| **CC-HVAC-System 5x3.0A-T34-DOL-FC-WM** | 5 | 3 | 2527804 | K | **10,009.–** |
| **CC-HVAC-System 5x4.0A-T34-DOL-FC-WM** | 5 | 4 | 2527810 | K | **10,150.–** |
| **CC-HVAC-System 5x5.6A-T34-DOL-FC-WM** | 5 | 5.6 | 2527816 | K | **10,288.–** |
| **CC-HVAC-System 5x6.3A-T34-DOL-FC-WM** | 5 | 6.3 | 2527822 | K | **10,688.–** |
| **CC-HVAC-System 5x10A-T34-DOL-FC-WM** | 5 | 10 | 2527828 | K | **10,735.–** |
| **CC-HVAC-System 5x13A-T34-SD-FC-BM** | 5 | 13 | 2527834 | K | **13,875.–** |
| **CC-HVAC-System 5x16A-T34-SD-FC-BM** | 5 | 16 | 2527840 | K | **14,200.–** |
| **CC-HVAC-System 5x24A-T34-SD-FC-BM** | 5 | 24 | 2527846 | K | **17,997.–** |
| **CC-HVAC-System 5x32A-T34-SD-FC-BM** | 5 | 32 | 2527852 | K | **20,433.–** |
| **CC-HVAC-System 5x37.5A-T34-SD-FC-BM** | 5 | 37.5 | 2527858 | K | **24,834.–** |
| **CC-HVAC-System 5x43A-T34-SD-FC-BM** | 5 | 43 | 2527864 | K | **24,834.–** |
| **CC-HVAC-System 5x61A-T34-SD-FC-BM** | 5 | 61 | 2527870 | K | **30,058.–** |
| **CC-HVAC-System 5x72A-T34-SD-FC-BM** | 5 | 72 | 2527876 | K | **33,185.–** |
| **CC-HVAC-System 5x89A-T34-SD-FC-BM** | 5 | 89 | 2527882 | K | **38,601.–** |
| **CC-HVAC-System 6x3.0A-T34-DOL-FC-WM** | 6 | 3 | 2527805 | K | **10,504.–** |
| **CC-HVAC-System 6x4.0A-T34-DOL-FC-WM** | 6 | 4 | 2527811 | K | **10,202.–** |
| **CC-HVAC-System 6x5.6A-T34-DOL-FC-WM** | 6 | 5.6 | 2527817 | K | **10,795.–** |
| **CC-HVAC-System 6x6.3A-T34-DOL-FC-WM** | 6 | 6.3 | 2527823 | K | **11,221.–** |
| **CC-HVAC-System 6x10A-T34-DOL-FC-WM** | 6 | 10 | 2527829 | K | **11,265.–** |
| **CC-HVAC-System 6x13A-T34-SD-FC-BM** | 6 | 13 | 2527835 | K | **14,762.–** |
| **CC-HVAC-System 6x16A-T34-SD-FC-BM** | 6 | 16 | 2527841 | K | **15,128.–** |
| **CC-HVAC-System 6x24A-T34-SD-FC-BM** | 6 | 24 | 2527847 | K | **19,112.–** |
| **CC-HVAC-System 6x32A-T34-SD-FC-BM** | 6 | 32 | 2527853 | K | **21,612.–** |
| **CC-HVAC-System 6x37.5A-T34-SD-FC-BM** | 6 | 37.5 | 2527859 | K | **27,663.–** |
| **CC-HVAC-System 6x43A-T34-SD-FC-BM** | 6 | 43 | 2527865 | K | **27,663.–** |
| **CC-HVAC-System 6x61A-T34-SD-FC-BM** | 6 | 61 | 2527871 | K | **32,359.–** |
| **CC-HVAC-System 6x72A-T34-SD-FC-BM** | 6 | 72 | 2527877 | K | **34,749.–** |
| **CC-HVAC-System 6x89A-T34-SD-FC-BM** | 6 | 89 | 2527883 | K | **40,655.–** |

🚚 = ready for delivery, L = supply availability, C = approx. 2 weeks, K = approx. 4 weeks, AX = up to 16 weeks delivery time, please inquire for every order, A = on request, 📞 = please contact Wilo
Subject to change – all prices do not include VAT. Our General Terms of Delivery and Service apply (see www.wilo.com/legal) – valid from 01/01/2022 in Germany.

## CC-HVAC system



| Accessories | Page |
|---|---|
| Commissioning/maintenance | 704 |



## Wilo-CCe-HVAC system

### Construction
Comfort control system for controlling glandless pumps and glanded pumps with integral frequency converters, or infinitely variable electronically controlled pumps.

### Application
For infinitely variable power adjustment to the variable operating statuses of single, double or multi-pump systems of the series Wilo Stratos/-D/-Z, Stratos GIGA, IP-E/DP-E, IL-E/DL-E, BL-E, IL-E...BF (up to 6 pumps). Controlling depends on the differential pressure Δp, feed/return temperature (±T) or differential temperature (ΔT), including the free adjustment of the duty point by means of advance correction of the full-load pump output.

### Notice
Mains connection 3~400 V, 50 Hz (others on request)

### Your advantages
- → **Easy operation:** User-oriented menu navigation with multi-language plain text display and/or symbol navigation.
- → **Easy-to-use system:** Storage and output of operating data, display and storage of error messages.
- → **Reliable system:** Conductivity test of the transmitter paths, motor protection, status indicator for actuators.
- → **Advanced settings:** 3 adjustable setpoints, PID controller.
- → **Optional modules for connection to bus systems:** Profibus, CANBus, Modbus RTU, LON, BACnet and others. Remote data transmission possible via GPRS modem

**Price group: PG14**

**Ordering information**

| Type | Max. number of controllable pumps | Max. rated current per pump | Art. no. | | |
|---|---|---|---|---|---|
| | | I A | | 🚚 | EUR |
| **CCe-HVAC system 1 x ... (without power section)** | 1 | 0 | 2536640 | K | **3,738.-** |
| **CCe-HVAC system 1 x 3.0** | 1 | 9.3 | 2536682 | K | **4,711.-** |
| **CCe-HVAC system 1 x 5.5** | 1 | 12 | 2536694 | K | **4,731.-** |
| **CCe-HVAC system 1 x 7.5** | 1 | 13.2 | 2536700 | K | **4,718.-** |
| **CCe-HVAC system 1 x 11.0** | 1 | 22 | 2536706 | K | **4,748.-** |
| **CCe-HVAC system 1 x 15.0** | 1 | 25.9 | 2536712 | K | **4,748.-** |
| **CCe-HVAC system 1 x 18.5** | 1 | 32 | 2536718 | K | **4,820.-** |
| **CCe-HVAC system 1 x 22.0** | 1 | 42 | 2536724 | K | **4,866.-** |

🚚 = ready for delivery, L = supply availability, C = approx. 2 weeks, K = approx. 4 weeks, AX = up to 16 weeks delivery time, please inquire for every order, A = on request, 📞 = please contact Wilo
Subject to change – all prices do not include VAT. Our General Terms of Delivery and Service apply (see www.wilo.com/legal) – valid from 01/01/2022 in Germany.

**Price group: PG14**

## Ordering information

| Type | Max. number of controllable pumps | Max. rated current per pump | Art. no. | | |
|---|---|---|---|---|---|
| | | I<br>A | | | EUR |
| **CCe-HVAC system 2 x ... (without power section)** | 2 | 0 | 2536641 | K | **3,859.–** |
| **CCe-HVAC system 2 x 3.0** | 2 | 9.3 | 2536683 | K | **5,031.–** |
| **CCe-HVAC system 2 x 5.5** | 2 | 12 | 2536695 | K | **5,049.–** |
| **CCe-HVAC system 2 x 7.5** | 2 | 13.2 | 2536701 | K | **5,041.–** |
| **CCe-HVAC system 2 x 11.0** | 2 | 22 | 2536707 | K | **5,097.–** |
| **CCe-HVAC system 2 x 15.0** | 2 | 25.9 | 2536713 | K | **5,088.–** |
| **CCe-HVAC system 2 x 18.5** | 2 | 32 | 2536719 | K | **5,738.–** |
| **CCe-HVAC system 2 x 22.0** | 2 | 42 | 2536725 | K | **5,895.–** |
| **CCe-HVAC system 3 x ... (without power section)** | 3 | 0 | 2536642 | K | **4,611.–** |
| **CCe-HVAC system 3 x 3.0** | 3 | 9.3 | 2536684 | K | **5,350.–** |
| **CCe-HVAC system 3 x 5.5** | 3 | 12 | 2536696 | K | **5,366.–** |
| **CCe-HVAC system 3 x 7.5** | 3 | 13.2 | 2536702 | K | **5,343.–** |
| **CCe-HVAC system 3 x 11.0** | 3 | 22 | 2536708 | K | **7,585.–** |
| **CCe-HVAC system 3 x 15.0** | 3 | 25.9 | 2536714 | K | **7,758.–** |
| **CCe-HVAC system 3 x 18.5** | 3 | 32 | 2536720 | K | **8,025.–** |
| **CCe-HVAC system 3 x 22.0** | 3 | 42 | 2536726 | K | **6,543.–** |
| **CCe-HVAC system 4 x ... (without power section)** | 4 | 0 | 2536643 | K | **4,751.–** |
| **CCe-HVAC system 4 x 3.0** | 4 | 9.3 | 2536685 | K | **5,585.–** |
| **CCe-HVAC system 4 x 5.5** | 4 | 12 | 2536697 | K | **5,732.–** |
| **CCe-HVAC system 4 x 7.5** | 4 | 13.2 | 2536703 | K | **5,688.–** |
| **CCe-HVAC system 4 x 11.0** | 4 | 22 | 2536709 | K | **8,126.–** |
| **CCe-HVAC system 4 x 15.0** | 4 | 25.9 | 2536715 | K | **8,186.–** |
| **CCe-HVAC system 4 x 18.5** | 4 | 32 | 2536721 | K | **8,574.–** |
| **CCe-HVAC system 4 x 22.0** | 4 | 42 | 2536727 | K | **7,002.–** |
| **CCe-HVAC system 5 x ... (without power section)** | 5 | 0 | 2536644 | K | **5,391.–** |
| **CCe-HVAC system 5 x 3.0** | 5 | 9.3 | 2536686 | K | **6,587.–** |
| **CCe-HVAC system 5 x 5.5** | 5 | 12 | 2536698 | K | **7,019.–** |
| **CCe-HVAC system 5 x 7.5** | 5 | 13.2 | 2536704 | K | **7,069.–** |
| **CCe-HVAC system 5 x 11.0** | 5 | 22 | 2536710 | K | **7,493.–** |
| **CCe-HVAC system 5 x 15.0** | 5 | 25.9 | 2536716 | K | **7,550.–** |
| **CCe-HVAC system 5 x 18.5** | 5 | 32 | 2536722 | K | **8,000.–** |
| **CCe-HVAC system 5 x 22.0** | 5 | 42 | 2536728 | K | **8,554.–** |
| **CCe-HVAC system 6 x ... (without power section)** | 6 | 0 | 2536645 | K | **5,530.–** |
| **CCe-HVAC system 6 x 3.0** | 6 | 9.3 | 2536687 | K | **6,823.–** |
| **CCe-HVAC system 6 x 5.5** | 6 | 12 | 2536699 | K | **7,312.–** |
| **CCe-HVAC system 6 x 7.5** | 6 | 13.2 | 2536705 | K | **7,488.–** |
| **CCe-HVAC system 6 x 11.0** | 6 | 22 | 2536711 | K | **7,963.–** |
| **CCe-HVAC system 6 x 15.0** | 6 | 25.9 | 2536717 | K | **7,945.–** |
| **CCe-HVAC system 6 x 18.5** | 6 | 32 | 2536723 | K | **8,790.–** |
| **CCe-HVAC system 6 x 22.0** | 6 | 42 | 2536729 | K | **9,064.–** |

= ready for delivery, L = supply availability, C = approx. 2 weeks, K = approx. 4 weeks, AX = up to 16 weeks delivery time, please inquire for every order, A = on request, = please contact Wilo
Subject to change – all prices do not include VAT. Our General Terms of Delivery and Service apply (see www.wilo.com/legal) – valid from 01/01/2022 in Germany.

Price group: PG14

## Required accessories

| Type | Description | Art. no. | | EUR |
|---|---|---|---|---|
| | | | 🚚 | |
| **BMS base module** | Series module in a plastic housing with LEDs for status display of inputs, fixation on a 35 mm DIN rail | 2533800 | A | **608.–** |
| **CANopen communication module** | Additional module for equipping the switchgear series Wilo-CC system for communication in CanOpen networks (slave). | 2533867 | K | **1,671.–** |
| **CC communication module** | Plug-in cartridge for installation in the CPU for connecting the CC switchgear to communication systems (GSM, Modbus, web server, LON etc.), if no frequency converter is installed. | 2533850 | K | **236.–** |
| **Communication module LON** | Additional module for equipping the switchgear series Wilo-CC system for communication in LON networks. | 2533868 | K | **2,752.–** |
| **Communication module Modbus RTU** | Additional module for equipping the Wilo-CC system switchgear series for communication in Modbus RTU networks. | 2533869 | A | **517.–** |
| **Communication module Profibus DP** | Additional module for equipping the switchgear series Wilo-CC system for communication in Profibus DP networks (slave). | 2533866 | K | **1,045.–** |
| **Communication module WebServer** | Additional module for internet connection. | 2533865 | K | **1,242.–** |
| **Control module pump 1–2** | Double row terminal block with status LED for the supply voltage, secured on 35 mm DIN rail | 2533712 | K | **267.–** |
| **Control module pump 3–4** | Double row terminal block with status LED for the supply voltage, secured on 35 mm DIN rail | 2533734 | K | **267.–** |
| **Control module pump 5–6** | Double row terminal block with status LED for the supply voltage, secured on 35 mm DIN rail | 2533756 | K | **255.–** |
| **Control modules connecting cable** | Connection cable for connecting up to 4 control modules with the GLT base module. The number of connection cables required for control modules per CC-switchgear is always 1. | 2533790 | K | **163.–** |
| **D-network dual-band antenna with 3 m cable** | Omnidirectional antenna with FME bush for installation on the switch cabinet. | 2533862 | A | **151.–** |
| **D-network tri-band antenna 10 m cable** | Omnidirectional antenna with mounting bracket and FME bush | 2533863 | A | **456.–** |
| **D-network tri-band antenna 15 m cable** | Omnidirectional antenna with mounting bracket and FME bush | 2533864 | A | **506.–** |
| **DDC control module** | Double row terminal block with status LED for the supply voltage, secured on 35 mm DIN rail | 2533795 | K | **267.–** |
| **DDG impulse selector** | Impulse selector for installation in a switch cabinet, channel selection with DIP switches accessible from the front, LEDs for operation and output signal, galvanic separation between measurement signal and supply voltage, fixation on 35 mm DIN rail | 2533770 | K | **480.–** |
| **DDG power supply unit** | For DDG together with impulse selector | 501865293 | L | **275.–** |
| **DDG transducer** | (Amplifier) incl. power supply unit for differential pressure sensor (DDG) | 501771990 | K | **2,539.–** |
| **GPRS module** | Insulating housing for switch cabinet installation, secured on 35 mm DIN rail. SIM cards are not within the scope of delivery, they must be procured by the customer! | 2533860 | A | **1,290.–** |
| **GSM module** | Insulant housing for installation in a switch cabinet, fixation by means of the supplied accessories kit (adapter plate). SIM cards are not within the scope of delivery, they must be procured by the customer! | 2533861 | K | **1,020.–** |
| **Outdoor temperature sensor Pt 100** | Insulant housing made of glass-fibre reinforced polycarbonate, greyish RAL 7035. Fixation with two to four screws of 4 mm (not included in the scope of delivery). **Attention**: Don't expose the housing to direct sun! | 2533772 | K | **109.–** |
| **PTC thermistor tripping unit** | Tripping unit for switch cabinet installation for all IPL/DPL, IL/DL, IPH-O/W, IPS, IP-Z, BAC, BL, Helix and MVI series pumps equipped with PTC thermistor sensors. | 509275993 | L | **502.–** |
| **Signal converter 0-10 V / 0-20 mA** | Additional module for equipping the switchgear area Wilo-CC system for conversion of 0 – 10 V signals to 0 – 20 V signals | 2534992 | K | **222.–** |
| **Signalling module pump 1–2** | Relay module with operating status LEDs, secured on 35 mm DIN rail | 2533812 | K | **372.–** |
| **Signalling module pump 3–6** | Relay module with operating status LEDs, secured on 35 mm DIN rail | 2533836 | K | **360.–** |
| **Signalling modules connecting cable** | Connection cable for connecting up to 4 signalling modules with the BMS base module. The number of connection cables required for signalling modules per CC switchgear is always 1. | 2533890 | K | **163.–** |

🚚 = ready for delivery, L = supply availability, C = approx. 2 weeks, K = approx. 4 weeks, AX = up to 16 weeks delivery time, please inquire for every order, A = on request, 📞 = please contact Wilo
Subject to change – all prices do not include VAT. Our General Terms of Delivery and Service apply (see www.wilo.com/legal) – valid from 01/01/2022 in Germany.

Price group: PG14

| Required accessories | | | | |
|---|---|---|---|---|
| **Type** | **Description** | **Art. no.** | | |
| | | | 🚚 | EUR |
| **Temperature module for systems with 1–3 pumps** | Module to be arranged on a 35 mm DIN rail with four channels in order to detect temperature sensors which have to be provided by the customer (PT100/PT1000) in 2 or 3-wire technology. Feed temperature($T_V$), return temperature ($T_R$), process temperature ($T_P$), ambient temperature ($T_A$) | 2534991 | K | **946.–** |
| **Temperature module for systems with 4–6 pumps** | Module to be arranged on a 35 mm DIN rail with four channels in order to detect temperature sensors which have to be provided by the customer (PT100/PT1000) in 2 or 3-wire technology. Feed temperature($T_V$), return temperature ($T_R$), process temperature ($T_P$), ambient temperature ($T_A$) | 2533771 | K | **748.–** |
| **communication module BACnet IP (Slave)** | Bus communication module for BACnet networks | 2537051 | K | **1,267.–** |
| **communication module BACnet MS/TP (Slave)** | Bus communication module for BACnet networks | 2537050 | K | **1,267.–** |

Price group: PG14

| Differential pressure sensor, DDG (4–20mA) | | | | |
|---|---|---|---|---|
| **Type** | **Description** | **Art. no.** | | |
| | | | 🚚 | EUR |
| **Diff. pressure sensor DDG 100 (4–20 mA, not applicable with VR-HVAC)** | 4–20 mA | 2211740 | L | **894.–** |
| **Differential pressure sensor DDG 10 (4–20 mA)** | 4–20 mA | 2136454 | L | **894.–** |
| **Differential pressure sensor DDG 20 (4–20 mA)** | 4–20 mA | 2136456 | L | **894.–** |
| **Differential pressure sensor DDG 40 (4–20 mA)** | 4–20 mA | 2136458 | L | **894.–** |
| **Differential pressure sensor DDG 60 (4–20 mA)** | 4–20 mA | 2136460 | L | **894.–** |



| Accessories | Page |
|---|---|
| Commissioning/maintenance | 704 |



# Wilo-SCe-HVAC system

## Construction

Digitally controlled, continuous Smart control system for driving glandless and glanded pumps of all makes and single and multi-pump systems
SCe version:
Control of electronic pumps or pumps with built-in or external frequency converters

## Application

For continuous power adjustment to the variable operating states of single, double or multi-pump systems (up to 4 pumps).
Controlling depends on the differential pressure Δp, feed/return temperature (±T) or differential temperature (ΔT), including the free adjustment of the duty point by means of advance correction of the full-load pump output.

## Notice

- → Device versions: WM (wall-mounted installation); BM (floor model)
- → Mains connection: 3~400, 50 Hz, 1~230 V, 50/60 Hz (only SCe versions without performance part)

## Your advantages

- → Easy operation: Display, symbols and menu navigation analogous to the Wilo glanded pumps of the latest design
- → Easy-to-use system: System access to the service menu protected via code, error history memory with up to 16 individual messages
- → Reliable system: Permanent display of pump and system status, as well as the current actual value, SBM and SSM as standard, other error messages/alarm signals can optionally be output via relay or via other communication tools (e.g., bus systems)
- → Advanced settings: 2 adjustable setpoints, remote setpoint adjustment possible
- → Communication capability: connectable bus systems: BACnet, Modbus RTU(RS 485) (LON connectible via optional module)

**Price group: PG14**

**Ordering information**

| Type | Max. number of controllable pumps | Max. rated current per pump | Art. no. | | |
|---|---|---|---|---|---|
| | | $I$ A | | 🚚 | |
| **SCe-HVAC system 1x10A-WM** | 1 | 10 | 2545254 | K | **2,124.–** |
| **SCe-HVAC system 1x13A-WM** | 1 | 13 | 2545258 | K | **2,174.–** |
| **SCe-HVAC system 1x16A-WM** | 1 | 16 | 2545262 | K | **2,303.–** |
| **SCe-HVAC system 1x24A-WM** | 1 | 24 | 2545266 | K | **2,394.–** |
| **SCe-HVAC system 1x32A-WM** | 1 | 32 | 2545270 | K | **2,802.–** |
| **SCe-HVAC system 1x37.5A-WM** | 1 | 37.5 | 2545274 | K | **2,880.–** |

🚚 = ready for delivery, L = supply availability, C = approx. 2 weeks, K = approx. 4 weeks, AX = up to 16 weeks delivery time, please inquire for every order, A = on request, 📞 = please contact Wilo
Subject to change – all prices do not include VAT. Our General Terms of Delivery and Service apply (see www.wilo.com/legal) – valid from 01/01/2022 in Germany.

**Price group: PG14**

| Ordering information | | | | | |
|---|---|---|---|---|---|
| **Type** | **Max. number of controllable pumps** | **Max. rated current per pump** | **Art. no.** | | |
| | | *I* A | | 🚚 | |
| **SCe-HVAC system 1x49A-WM** | 1 | 49 | 2545278 | K | **2,906.–** |
| **SCe-HVAC system 2x10A-WM** | 2 | 10 | 2545255 | K | **2,282.–** |
| **SCe-HVAC system 2x13A-WM** | 2 | 13 | 2545259 | K | **2,369.–** |
| **SCe-HVAC system 2x16A-WM** | 2 | 16 | 2545263 | K | **2,499.–** |
| **SCe-HVAC system 2x24A-WM** | 2 | 24 | 2545267 | K | **2,732.–** |
| **SCe-HVAC system 2x32A-WM** | 2 | 32 | 2545271 | K | **3,420.–** |
| **SCe-HVAC system 2x37.5A-WM** | 2 | 37.5 | 2545275 | K | **3,563.–** |
| **SCe-HVAC system 2x49A-WM** | 2 | 49 | 2545279 | K | **3,805.–** |
| **SCe-HVAC system 3x10A-WM** | 3 | 10 | 2545256 | K | **2,509.–** |
| **SCe-HVAC system 3x13A-WM** | 3 | 13 | 2545260 | K | **2,513.–** |
| **SCe-HVAC system 3x16A-WM** | 3 | 16 | 2545264 | K | **2,715.–** |
| **SCe-HVAC system 3x24A-WM** | 3 | 24 | 2545268 | K | **5,339.–** |
| **SCe-HVAC system 3x32A-WM** | 3 | 32 | 2545272 | K | **6,758.–** |
| **SCe-HVAC system 3x37.5A-WM** | 3 | 37.5 | 2545276 | K | **7,181.–** |
| **SCe-HVAC system 3x49A-WM** | 3 | 49 | 2545280 | K | **7,245.–** |
| **SCe-HVAC system 4x10A-M-WM** | 4 | 10 | 2542284 | K | ✆ |
| **SCe-HVAC system 4x10A-WM** | 4 | 10 | 2545257 | K | **2,629.–** |
| **SCe-HVAC system 4x13A-WM** | 4 | 13 | 2545261 | K | **2,635.–** |
| **SCe-HVAC system 4x16A-WM** | 4 | 16 | 2545265 | K | **2,906.–** |
| **SCe-HVAC system 4x24A-WM** | 4 | 24 | 2545269 | K | **6,143.–** |
| **SCe-HVAC system 4x32A-WM** | 4 | 32 | 2545273 | K | **7,754.–** |
| **SCe-HVAC system 4x37.5A-WM** | 4 | 37.5 | 2545277 | K | **7,927.–** |
| **SCe-HVAC system 4x49A-WM** | 4 | 49 | 2545281 | K | **9,284.–** |

🚚 = ready for delivery, L = supply availability, C = approx. 2 weeks, K = approx. 4 weeks, AX = up to 16 weeks delivery time, please inquire for every order, A = on request, ✆ = please contact Wilo
Subject to change – all prices do not include VAT. Our General Terms of Delivery and Service apply (see www.wilo.com/legal) – valid from 01/01/2022 in Germany.



| Accessories | Page |
|---|---|
| Commissioning/maintenance | 704 |



## Wilo-SC/SC-FC-HVAC system

### Construction

Digitally controlled, variable Smart control systems for driving glandless and glanded pumps of all makes and single and multi-pump systems.
SC version:
Control of fixed speed pumps via contactors (cascade connection)
SC-FC version:
Control of fixed speed pumps via contactors (cascade connection), but control of a pump via frequency converter as a base-load pump, control of the peak-load pumps in cascade connection

### Application

For stageless power adjustment to the variable operating states of single, double or multi-pump systems (up to 4 pumps). Controlling depends on the differential pressure Δp, feed/return temperature (±T) or differential temperature (ΔT), including the free adjustment of the duty point by means of advance correction of the full-load pump output.

### Notice

- → Wall fixation (WM)
- → Floor model (BM)
- → Mains connection 3~400 V, 50 Hz

### Your advantages

- → Easy operation: Display, symbols and menu navigation analogous to the Wilo glanded pumps of the latest design
- → Easy-to-use system: System access to the service menu protected via code, error history memory with up to 16 individual messages
- → Reliable system: Permanent display of pumps and system status as well as the actual value present in the display
- → SBM and SSM as standard, other error messages/alarm signals can optionally be output via relay or via other communication tools (e.g., bus systems)
- → Advanced settings: 2 adjustable setpoints, remote setpoint adjustment possible
- → Communication capability: Connectible bus systems: BACnet, Modbus RTU (RS 485) (LON connectible via optional module)

| Ordering information | | | | | |
|---|---|---|---|---|---|
| **Type** | **Max. number of controllable pumps** | **Max. rated current per pump** | **Art. no.** | | |
| | | I<br>A | | 🚚 | EUR |
| **SC-HVAC system 1x1.6A-WM (direct starting)** | 1 | 1.6 | 2545310 | K | **3,039.–** |
| **SC-HVAC system 2x1.6A-WM (direct starting)** | 2 | 1.6 | 2545311 | K | **3,288.–** |
| **SC-HVAC system 3x1.6A-WM (direct starting)** | 3 | 1.6 | 2545312 | K | **3,637.–** |
| **SC-HVAC system 4x1.6A-WM (direct starting)** | 4 | 1.6 | 2545313 | K | **3,870.–** |
| **SC-HVAC system 1x2.4A-WM (direct starting)** | 1 | 2.4 | 2545314 | K | **3,039.–** |
| **SC-HVAC system 2x2.4A-WM (direct starting)** | 2 | 2.4 | 2545315 | K | **3,288.–** |
| **SC-HVAC system 3x2.4A-WM (direct starting)** | 3 | 2.4 | 2545316 | K | **3,637.–** |
| **SC-HVAC system 4x2.4A-WM (direct starting)** | 4 | 2.4 | 2545317 | K | **3,870.–** |
| **SC-HVAC system 1x4A-WM (direct starting)** | 1 | 4 | 2545318 | K | **3,018.–** |
| **SC-HVAC system 2x4A-WM (direct starting)** | 2 | 4 | 2545319 | K | **3,288.–** |
| **SC-HVAC system 3x4A-WM (direct starting)** | 3 | 4 | 2545320 | K | **3,637.–** |
| **SC-HVAC system 4x4A-WM (direct starting)** | 4 | 4 | 2545321 | K | **3,870.–** |
| **SC-HVAC system 1x6.3A-WM (direct starting)** | 1 | 6.3 | 2545322 | K | **3,018.–** |
| **SC-HVAC system 2x6.3A-WM (direct starting)** | 2 | 6.3 | 2545323 | K | **3,288.–** |
| **SC-HVAC system 3x6.3A-WM (direct starting)** | 3 | 6.3 | 2545324 | K | **3,640.–** |
| **SC-HVAC system 4x6.3A-WM (direct starting)** | 4 | 6.3 | 2545325 | K | **3,872.–** |
| **SC-HVAC system 1x10A-WM (direct starting)** | 1 | 10 | 2545326 | K | **3,668.–** |
| **SC-HVAC system 2x10A-WM (direct starting)** | 2 | 10 | 2545327 | K | **3,952.–** |
| **SC-HVAC system 3x10A-WM (direct starting)** | 3 | 10 | 2545328 | K | **3,068.–** |
| **SC-HVAC system 4x10A-WM (direct starting)** | 4 | 10 | 2545329 | K | **3,346.–** |
| **SC-HVAC system 1x12A-WM (direct starting)** | 1 | 12 | 2545330 | K | **3,127.–** |
| **SC-HVAC system 2x12A-WM (direct starting)** | 2 | 12 | 2545331 | K | **3,444.–** |
| **SC-HVAC system 3x12A-WM (direct starting)** | 3 | 12 | 2545332 | K | **3,821.–** |
| **SC-HVAC system 4x12A-WM (direct starting)** | 4 | 12 | 2545333 | K | **4,131.–** |
| **SC-HVAC system 1x16A-WM (direct starting)** | 1 | 16 | 2545334 | K | **3,252.–** |
| **SC-HVAC system 2x16A-WM (direct starting)** | 2 | 16 | 2545335 | K | **3,586.–** |
| **SC-HVAC system 3x16A-WM (direct starting)** | 3 | 16 | 2545336 | K | **4,016.–** |
| **SC-HVAC system 4x16A-WM (direct starting)** | 4 | 16 | 2545337 | K | **4,388.–** |
| **SC-HVAC system 1x20A-WM (direct starting)** | 1 | 20 | 2545338 | A | ✆ |
| **SC-HVAC system 2x20A-WM (direct starting)** | 2 | 20 | 2545339 | A | ✆ |
| **SC-HVAC system 3x20A-WM (direct starting)** | 3 | 20 | 2545340 | A | ✆ |
| **SC-HVAC system 4x20A-WM (direct starting)** | 4 | 20 | 2545341 | A | ✆ |
| **SC-HVAC system 1x24A-WM (direct starting)** | 1 | 24 | 2545342 | K | **3,756.–** |
| **SC-HVAC system 2x24A-WM (direct starting)** | 2 | 24 | 2545343 | K | **4,121.–** |
| **SC-HVAC system 3x24A-WM (direct starting)** | 3 | 24 | 2545344 | K | **4,627.–** |
| **SC-HVAC system 4x24A-WM (direct starting)** | 4 | 24 | 2545345 | K | **6,113.–** |
| **SC-HVAC system 1x32A-WM (direct starting)** | 1 | 32 | 2545346 | K | **4,027.–** |
| **SC-HVAC system 2x32A-WM (direct starting)** | 2 | 32 | 2545347 | K | **4,463.–** |
| **SC-HVAC system 3x32A-WM (direct starting)** | 3 | 32 | 2545348 | K | **5,056.–** |
| **SC-HVAC system 4x32A-WM (direct starting)** | 4 | 32 | 2545349 | K | **6,543.–** |
| **SC-HVAC system 1x13A-WM (star-delta starting)** | 1 | 13 | 2545350 | K | **3,815.–** |
| **SC-HVAC system 2x13A-WM (star-delta starting)** | 2 | 13 | 2545351 | K | **4,529.–** |
| **SC-HVAC system 3x13A-WM (star-delta starting)** | 3 | 13 | 2545352 | K | **5,255.–** |
| **SC-HVAC system 4x13A-WM (star-delta starting)** | 4 | 13 | 2545353 | K | **6,105.–** |
| **SC-HVAC system 1x16A-WM (star-delta starting)** | 1 | 16 | 2545354 | K | **3,931.–** |
| **SC-HVAC system 2x16A-WM (star-delta starting)** | 2 | 16 | 2545355 | K | **4,529.–** |

🚚 = ready for delivery, L = supply availability, C = approx. 2 weeks, K = approx. 4 weeks, AX = up to 16 weeks delivery time, please inquire for every order, A = on request, ✆ = please contact Wilo
Subject to change – all prices do not include VAT. Our General Terms of Delivery and Service apply (see www.wilo.com/legal) – valid from 01/01/2022 in Germany.

## SC/SC-FC-HVAC system

## Ordering information

| Type | Max. number of controllable pumps | Max. rated current per pump | Art. no. | | |
|---|---|---|---|---|---|
| | | I<br>A | | 🚚 | EUR |
| SC-HVAC system 3x16A-WM (star-delta starting) | 3 | 16 | 2545356 | K | 5,255.– |
| SC-HVAC system 4x16A-WM (star-delta starting) | 4 | 16 | 2545357 | K | 6,180.– |
| SC-HVAC system 1x19A-WM (star-delta starting) | 1 | 19 | 2545358 | A | ✆ |
| SC-HVAC system 2x19A-WM (star-delta starting) | 2 | 19 | 2545359 | A | ✆ |
| SC-HVAC system 3x19A-WM (star-delta starting) | 3 | 19 | 2545360 | A | ✆ |
| SC-HVAC system 4x19A-WM (star-delta starting) | 4 | 19 | 2545361 | A | ✆ |
| SC-HVAC system 1x24A-WM (star-delta starting) | 1 | 24 | 2545362 | K | 4,354.– |
| SC-HVAC system 2x24A-WM (star-delta starting) | 2 | 24 | 2545363 | K | 5,099.– |
| SC-HVAC system 3x24A-WM (star-delta starting) | 3 | 24 | 2545364 | K | 6,065.– |
| SC-HVAC system 4x24A-WM (star-delta starting) | 4 | 24 | 2545365 | K | 7,189.– |
| SC-HVAC system 1x32A-WM (star-delta starting) | 1 | 32 | 2545366 | K | 4,718.– |
| SC-HVAC system 2x32A-WM (star-delta starting) | 2 | 32 | 2545367 | K | 5,417.– |
| SC-HVAC system 3x32A-BM (star-delta starting) | 3 | 32 | 2545368 | K | 9,268.– |
| SC-HVAC system 4x32A-BM (star-delta starting) | 4 | 32 | 2545369 | K | 10,284.– |
| SC-HVAC system 1x37.5A-WM (star-delta starting) | 1 | 37.5 | 2545370 | K | 4,927.– |
| SC-HVAC system 2x37.5A-WM (star-delta starting) | 2 | 37.5 | 2545371 | K | 5,645.– |
| SC-HVAC system 3x37.5A-BM (star-delta starting) | 3 | 37.5 | 2545372 | K | 9,662.– |
| SC-HVAC system 4x37.5A-BM (star-delta starting) | 4 | 37.5 | 2545373 | K | 10,654.– |
| SC-HVAC system 1x43A-WM (star-delta starting) | 1 | 43 | 2545374 | K | 4,987.– |
| SC-HVAC system 2x43A-WM (star-delta starting) | 2 | 43 | 2545375 | K | 5,704.– |
| SC-HVAC system 3x43A-BM (star-delta starting) | 3 | 43 | 2545376 | K | 9,775.– |
| SC-HVAC system 4x43A-BM (star-delta starting) | 4 | 43 | 2545377 | K | 10,774.– |

## Ordering information

| Type | Max. number of controllable pumps | Max. rated current per pump | Art. no. | | |
|---|---|---|---|---|---|
| | | I<br>A | | 🚚 | EUR |
| SC-FC-HVAC system 1x1.6A-FC-WM (direct starting) | 1 | 1.6 | 2545426 | K | 6,102.– |
| SC-FC-HVAC system 2x1.6A-FC-WM (direct starting) | 2 | 1.6 | 2545427 | K | 6,485.– |
| SC-FC-HVAC system 3x1.6A-FC-WM (direct starting) | 3 | 1.6 | 2545428 | K | 6,861.– |
| SC-FC-HVAC system 4x1.6A-FC-WM (direct starting) | 4 | 1.6 | 2545429 | K | 7,255.– |
| SC-FC-HVAC system 1x2.4A-FC-WM (direct starting) | 1 | 2.4 | 2545430 | K | 6,117.– |
| SC-FC-HVAC system 2x2.4A-FC-WM (direct starting) | 2 | 2.4 | 2545431 | K | 6,495.– |
| SC-FC-HVAC system 3x2.4A-FC-WM (direct starting) | 3 | 2.4 | 2545432 | K | 6,888.– |
| SC-FC-HVAC system 4x2.4A-FC-WM (direct starting) | 4 | 2.4 | 2545433 | K | 7,319.– |
| SC-FC-HVAC system 1x4A-FC-WM (direct starting) | 1 | 4 | 2545434 | K | 6,217.– |
| SC-FC-HVAC system 2x4A-FC-WM (direct starting) | 2 | 4 | 2545435 | K | 6,616.– |
| SC-FC-HVAC system 3x4A-FC-WM (direct starting) | 3 | 4 | 2545436 | K | 7,040.– |
| SC-FC-HVAC system 4x4A-FC-WM (direct starting) | 4 | 4 | 2545437 | K | 7,419.– |
| SC-FC-HVAC system 1x6.3A-FC-WM (direct starting) | 1 | 6.3 | 2545438 | K | 7,231.– |
| SC-FC-HVAC system 2x6.3A-FC-WM (direct starting) | 2 | 6.3 | 2545439 | K | 7,608.– |
| SC-FC-HVAC system 3x6.3A-FC-WM (direct starting) | 3 | 6.3 | 2545440 | K | 6,659.– |
| SC-FC-HVAC system 4x6.3A-FC-WM (direct starting) | 4 | 6.3 | 2545441 | K | 7,083.– |
| SC-FC-HVAC system 1x10A-FC-WM (direct starting) | 1 | 10 | 2545442 | K | 7,975.– |
| SC-FC-HVAC system 2x10A-FC-WM (direct starting) | 2 | 10 | 2545443 | K | 8,467.– |

🚚 = ready for delivery, L = supply availability, C = approx. 2 weeks, K = approx. 4 weeks, AX = up to 16 weeks delivery time, please inquire for every order, A = on request, ✆ = please contact Wilo
Subject to change – all prices do not include VAT. Our General Terms of Delivery and Service apply (see www.wilo.com/legal) – valid from 01/01/2022 in Germany.

| Ordering information | | | | | |
|---|---|---|---|---|---|
| **Type** | **Max. number of controllable pumps** | **Max. rated current per pump** | **Art. no.** | | |
| | | I<br>A | | 🚚 | EUR |
| **SC-FC-HVAC system 3x10A-FC-WM (direct starting)** | 3 | 10 | 2545444 | K | **7,419.–** |
| **SC-FC-HVAC system 4x10A-FC-WM (direct starting)** | 4 | 10 | 2545445 | K | **7,858.–** |
| **SC-FC-HVAC system 1x12A-FC-BM (direct starting)** | 1 | 12 | 2545446 | K | **11,353.–** |
| **SC-FC-HVAC system 2x12A-FC-BM (direct starting)** | 2 | 12 | 2545447 | K | **11,972.–** |
| **SC-FC-HVAC system 3x12A-FC-BM (direct starting)** | 3 | 12 | 2545448 | K | **12,588.–** |
| **SC-FC-HVAC system 4x12A-FC-BM (direct starting)** | 4 | 12 | 2545449 | K | **13,242.–** |
| **SC-FC-HVAC system 1x16A-FC-BM (direct starting)** | 1 | 16 | 2545450 | K | **12,192.–** |
| **SC-FC-HVAC system 2x16A-FC-BM (direct starting)** | 2 | 16 | 2545451 | K | **12,896.–** |
| **SC-FC-HVAC system 3x16A-FC-BM (direct starting)** | 3 | 16 | 2545452 | K | **14,000.–** |
| **SC-FC-HVAC system 4x16A-FC-BM (direct starting)** | 4 | 16 | 2545453 | K | **14,769.–** |
| **SC-FC-HVAC system 1x20A-FC-BM (direct starting)** | 1 | 20 | 2545454 | A | ✆ |
| **SC-FC-HVAC system 2x20A-FC-BM (direct starting)** | 2 | 20 | 2545455 | A | ✆ |
| **SC-FC-HVAC system 3x20A-FC-BM (direct starting)** | 3 | 20 | 2545456 | A | ✆ |
| **SC-FC-HVAC system 4x20A-FC-BM (direct starting)** | 4 | 20 | 2545457 | A | ✆ |
| **SC-FC-HVAC system 1x24A-FC-BM (direct starting)** | 1 | 24 | 2545458 | K | **14,136.–** |
| **SC-FC-HVAC system 2x24A-FC-BM (direct starting)** | 2 | 24 | 2545459 | K | **15,051.–** |
| **SC-FC-HVAC system 3x24A-FC-BM (direct starting)** | 3 | 24 | 2545460 | K | **16,619.–** |
| **SC-FC-HVAC system 4x24A-FC-BM (direct starting)** | 4 | 24 | 2545461 | K | **17,902.–** |
| **SC-FC-HVAC system 1x32A-FC-BM (direct starting)** | 1 | 32 | 2545462 | K | **15,720.–** |
| **SC-FC-HVAC system 2x32A-FC-BM (direct starting)** | 2 | 32 | 2545463 | K | **16,757.–** |
| **SC-FC-HVAC system 3x32A-FC-BM (direct starting)** | 3 | 32 | 2545464 | K | **18,531.–** |
| **SC-FC-HVAC system 4x32A-FC-BM (direct starting)** | 4 | 32 | 2545465 | K | **20,532.–** |
| **SC-FC-HVAC system 1x13A-FC-BM (star-delta starting)** | 1 | 13 | 2545466 | K | **12,619.–** |
| **SC-FC-HVAC system 2x13A-FC-BM (star-delta starting)** | 2 | 13 | 2545467 | K | **13,700.–** |
| **SC-FC-HVAC system 3x13A-FC-BM (star-delta starting)** | 3 | 13 | 2545468 | K | **15,102.–** |
| **SC-FC-HVAC system 4x13A-FC-BM (star-delta starting)** | 4 | 13 | 2545469 | K | **16,233.–** |
| **SC-FC-HVAC system 1x16A-FC-BM (star-delta starting)** | 1 | 16 | 2545470 | K | **12,937.–** |
| **SC-FC-HVAC system 2x16A-FC-BM (star-delta starting)** | 2 | 16 | 2545471 | K | **14,059.–** |
| **SC-FC-HVAC system 3x16A-FC-BM (star-delta starting)** | 3 | 16 | 2545472 | K | **15,629.–** |
| **SC-FC-HVAC system 4x16A-FC-BM (star-delta starting)** | 4 | 16 | 2545473 | K | **16,624.–** |
| **SC-FC-HVAC system 1x19A-FC-BM (star-delta starting)** | 1 | 19 | 2545474 | A | ✆ |
| **SC-FC-HVAC system 2x19A-FC-BM (star-delta starting)** | 2 | 19 | 2545475 | A | ✆ |
| **SC-FC-HVAC system 3x19A-FC-BM (star-delta starting)** | 3 | 19 | 2545476 | A | ✆ |
| **SC-FC-HVAC system 4x19A-FC-BM (star-delta starting)** | 4 | 19 | 2545477 | A | ✆ |
| **SC-FC-HVAC system 1x24A-FC-BM (star-delta starting)** | 1 | 24 | 2545478 | K | **15,578.–** |
| **SC-FC-HVAC system 2x24A-FC-BM (star-delta starting)** | 2 | 24 | 2545479 | K | **16,364.–** |
| **SC-FC-HVAC system 3x24A-FC-BM (star-delta starting)** | 3 | 24 | 2545480 | K | **19,009.–** |
| **SC-FC-HVAC system 4x24A-FC-BM (star-delta starting)** | 4 | 24 | 2545481 | K | **20,381.–** |
| **SC-FC-HVAC system 1x32A-FC-BM (star-delta starting)** | 1 | 32 | 2545482 | K | **16,947.–** |
| **SC-FC-HVAC system 2x32A-FC-BM (star-delta starting)** | 2 | 32 | 2545483 | K | **18,590.–** |
| **SC-FC-HVAC system 3x32A-FC-BM (star-delta starting)** | 3 | 32 | 2545484 | K | **20,755.–** |
| **SC-FC-HVAC system 4x32A-FC-BM (star-delta starting)** | 4 | 32 | 2545485 | K | **22,908.–** |
| **SC-FC-HVAC system 1x37.5A-FC-BM (star-delta starting)** | 1 | 37.5 | 2545486 | K | **18,705.–** |
| **SC-FC-HVAC system 2x37.5A-FC-BM (star-delta starting)** | 2 | 37.5 | 2545487 | K | **20,495.–** |

🚚 = ready for delivery, L = supply availability, C = approx. 2 weeks, K = approx. 4 weeks, AX = up to 16 weeks delivery time, please inquire for every order, A = on request, ✆ = please contact Wilo
Subject to change – all prices do not include VAT. Our General Terms of Delivery and Service apply (see www.wilo.com/legal) – valid from 01/01/2022 in Germany.

## Ordering information

| Type | Max. number of controllable pumps | Max. rated current per pump | Art. no. | | |
|---|---|---|---|---|---|
| | | I<br>A | | | EUR |
| **SC-FC-HVAC system 3x37.5A-FC-BM (star-delta starting)** | 3 | 37.5 | 2545488 | K | **22,912.–** |
| **SC-FC-HVAC system 4x37.5A-FC-BM (star-delta starting)** | 4 | 37.5 | 2545489 | K | **24,937.–** |
| **SC-FC-HVAC system 1x43A-FC-BM (star-delta starting)** | 1 | 43 | 2545490 | K | **20,230.–** |
| **SC-FC-HVAC system 2x43A-FC-BM (star-delta starting)** | 2 | 43 | 2545491 | K | **21,991.–** |
| **SC-FC-HVAC system 3x43A-FC-BM (star-delta starting)** | 3 | 43 | 2545492 | K | **24,845.–** |
| **SC-FC-HVAC system 4x43A-FC-BM (star-delta starting)** | 4 | 43 | 2545493 | K | **26,515.–** |

**Price group: PG14**

## Required accessories

| Type | Description | Art. no. | | |
|---|---|---|---|---|
| | | | | EUR |
| **D-network dual-band antenna with 3 m cable** | Omnidirectional antenna with FME bush for installation on the switch cabinet. | 2533862 | A | **151.–** |
| **D-network tri-band antenna 10 m cable** | Omnidirectional antenna with mounting bracket and FME bush | 2533863 | A | **456.–** |
| **D-network tri-band antenna 15 m cable** | Omnidirectional antenna with mounting bracket and FME bush | 2533864 | A | **506.–** |
| **Outdoor temperature sensor Pt 100** | Insulant housing made of glass-fibre reinforced polycarbonate, greyish RAL 7035. Fixation with two to four screws of 4 mm (not included in the scope of delivery). **Attention**: Don't expose the housing to direct sun! | 2533772 | K | **109.–** |
| **DDG impulse selector** | Impulse selector for installation in a switch cabinet, channel selection with DIP switches accessible from the front, LEDs for operation and output signal, galvanic separation between measurement signal and supply voltage, fixation on 35 mm DIN rail | 2533770 | K | **480.–** |
| **Communication module BACnet (SC)** | For connection of Wilo-Control SC series with BACnet MSTP networks. | 2538242 | L | **581.–** |
| **Communication module LON (SC)** | For connection of Wilo-Control SC series with Modbus LON networks. | 2538243 | K | **565.–** |
| **Signalling module pump 1-2** | Relay module with operating status LEDs, secured on 35 mm DIN rail | 2533812 | K | **372.–** |
| **Signalling module pump 3-6** | Relay module with operating status LEDs, secured on 35 mm DIN rail | 2533836 | K | **360.–** |
| **SC-HVAC signal board** | Signal board | 2119646 | L | **207.–** |
| **DDG transducer** | (Amplifier) incl. power supply unit for differential pressure sensor (DDG) | 501771990 | K | **2,539.–** |
| **DDG power supply unit** | For DDG together with impulse selector | 501865293 | L | **275.–** |
| **PTC thermistor tripping unit** | Tripping unit for switch cabinet installation for all IPL/DPL, IL/DL, IPH-O/W, IPS, IP-Z, BAC, BL, Helix and MVI series pumps equipped with PTC thermistor sensors. | 509275993 | L | **502.–** |
| **Communication module GSM (SC)** | Additional module for equipping the switchgear series SC/SCe for dialling into GSM mobile phone networks. | 2542216 | A | **513.–** |

= ready for delivery, L = supply availability, C = approx. 2 weeks, K = approx. 4 weeks, AX = up to 16 weeks delivery time, please inquire for every order, A = on request, = please contact Wilo
Subject to change – all prices do not include VAT. Our General Terms of Delivery and Service apply (see www.wilo.com/legal) – valid from 01/01/2022 in Germany.



| Accessories | Page |
|---|---|
| Commissioning/maintenance | 704 |

# Wilo-EFC

## Construction
Stand-alone frequency converter

## Application
→ This frequency converter for wall fixation can be installed in fixed speed pumps with asynchronous or permanent magnet motors for various applications, in particular for heating, air conditioning and pressure boosting.

## Scope of delivery
→ Stand-alone frequency converter
→ Installation and operating instructions

## Your advantages
→ Quick and effective commissioning thanks to user-friendly operation assistant
→ High energy efficiency and compact design due to high efficiency of up to 98 per cent
→ Cost-effective solution due to low cooling requirements
→ Covers a wide range of pump applications using adjustable control modes
→ Flexible connectivity due to optional connection to various bus systems

**Price group: PG14**

**Ordering information**

| Type | Max. number of controllable pumps | Max. rated current per pump | Art. no. | | |
|---|---|---|---|---|---|
| | | I A | | 🚚 | EUR |
| **EFC0.37 3x380-480V 50/60Hz IP55** | 1 | 1.3 | 2193429 | C | **1,519.-** |
| **EFC0.55 3x380-480V 50/60Hz IP55** | 1 | 1.8 | 2193430 | C | **1,544.-** |
| **EFC0.75 3x380-480V 50/60Hz IP55** | 1 | 2.4 | 2193431 | C | **1,577.-** |
| **EFC1.1 3x380-480V 50/60Hz IP55** | 1 | 3 | 2193432 | C | **1,650.-** |
| **EFC1.5 3x380-480V 50/60Hz IP55** | 1 | 4.1 | 2193433 | C | **1,724.-** |
| **EFC2.2 3x380-480V 50/60Hz IP55** | 1 | 5.6 | 2193434 | C | **1,861.-** |
| **EFC3 3x380-480V 50/60Hz IP55** | 1 | 7.2 | 2193435 | C | **2,036.-** |
| **EFC4 3x380-480V 50/60Hz IP55** | 1 | 10 | 2193436 | C | **2,221.-** |
| **EFC5.5 3x380-480V 50/60Hz IP55** | 1 | 13 | 2193437 | C | **2,538.-** |
| **EFC7.5 3x380-480V 50/60Hz IP55** | 1 | 16 | 2193438 | C | **2,967.-** |
| **EFC11 3x380-480V 50/60Hz IP55** | 1 | 24 | 2193439 | C | **3,573.-** |
| **EFC15 3x380-480V 50/60Hz IP55** | 1 | 32 | 2193440 | C | **4,068.-** |
| **EFC18.5 3x380-480V 50/60Hz IP55** | 1 | 37.5 | 2193441 | C | **4,855.-** |

🚚 = ready for delivery, L = supply availability, C = approx. 2 weeks, K = approx. 4 weeks, AX = up to 16 weeks delivery time, please inquire for every order, A = on request, 📞 = please contact Wilo
Subject to change – all prices do not include VAT. Our General Terms of Delivery and Service apply (see www.wilo.com/legal) – valid from 01/01/2022 in Germany.

EFC

Price group: PG14

## Ordering information

| Type | Max. number of controllable pumps | Max. rated current per pump | Art. no. | | |
|---|---|---|---|---|---|
| | | I A | | | EUR |
| **EFC22 3x380–480V 50/60Hz IP55** | 1 | 44 | 2193442 | C | **5,595.–** |
| **EFC30 3x380–480V 50/60Hz IP55** | 1 | 61 | 2193443 | C | **6,298.–** |
| **EFC37 3x380–480V 50/60Hz IP55** | 1 | 73 | 2193444 | C | **7,063.–** |
| **EFC45 3x380–480V 50/60Hz IP55** | 1 | 90 | 2193445 | C | **8,334.–** |
| **EFC55 3x380–480V 50/60Hz IP55** | 1 | 106 | 2193446 | C | **9,801.–** |
| **EFC75 3x380–480V 50/60Hz IP55** | 1 | 147 | 2193447 | C | **11,877.–** |
| **EFC90 3x380–480V 50/60Hz IP55** | 1 | 177 | 2193448 | C | **13,548.–** |
| **EFC110 3x380–480V 50/60Hz IP54** | 1 | 212 | 2193449 | C | **17,892.–** |
| **EFC132 3x380–480V 50/60Hz IP54** | 1 | 260 | 2193450 | C | **21,590.–** |

Price group: PG14

## Accessories

| Type | Description | Art. no. | | |
|---|---|---|---|---|
| | | | | EUR |
| **Profibus DP MCA Wilo-EFC** | Plug-in module on the Wilo-EFC frequency converter, Profibus DP operates the frequency converter via fieldbus and enables the lowering of system costs. | 2193451 | C | **436.–** |
| **DeviceNet MCA Wilo-EFC** | Plug-in module on the Wilo-EFC frequency converter – DeviceNet provides key capabilities to effectively decide which information is required when. | 2193452 | C | **394.–** |
| **Profinet MCA Wilo-EFC** | Plug-in module on Wilo-EFC frequency converter, Profinet provides users with Ethernet access and supplies diagnostic data. | 2193453 | C | **645.–** |
| **Ethernet/IP MCA Wilo-EFC** | Plug-in module on the Wilo-EFC frequency converter – EtherNet/IP is based on state-of-the-art technologies available for industrial use and meets even the most complex requirements. | 2193454 | C | **645.–** |
| **Modbus TCP MCA Wilo-EFC** | Plug-in module on the Wilo-EFC frequency converter, Modbus TCP has an integrated webserver for remote diagnostics and reading out of basic operating parameters. | 2193455 | C | **645.–** |
| **Sensor Input Card MCB Wilo-EFC** | – | 6084915 | K | **304.–** |

Price group: PG14

## Accessories

| Type | Art. no. | | |
|---|---|---|---|
| | | | EUR |
| **Filter 2.4A sin IP54 Wilo-EFC** | 6084559 | A | **1,085.–** |
| **Filter 2.5A sin IP00 Wilo-EFC** | 6084574 | A | **339.–** |
| **Filter 2.5A sin IP20 Wilo-EFC** | 6084900 | A | **336.–** |
| **Filter 4.1A sin IP54 Wilo-EFC** | 6084560 | A | **1,107.–** |
| **Filter 4.5A sin IP00 Wilo-EFC** | 6084575 | A | **359.–** |
| **Filter 4.5A sin IP20 Wilo-EFC** | 6084901 | A | **364.–** |
| **Filter 7.5A sin IP54 Wilo-EFC** | 6084561 | A | **1,305.–** |
| **Filter 8A sin IP00 Wilo-EFC** | 6084576 | A | **447.–** |
| **Filter 8A sin IP20 Wilo-EFC** | 6084902 | A | **446.–** |
| **Filter 10A sin IP54 Wilo-EFC** | 6084562 | A | **1,416.–** |
| **Filter 10A sin IP00 Wilo-EFC** | 6084577 | A | **463.–** |
| **Filter 10A sin IP20 Wilo-EFC** | 6084903 | A | **497.–** |
| **Filter 17A sin IP54 Wilo-EFC** | 6084563 | A | **1,616.–** |
| **Filter 17A sin IP00 Wilo-EFC** | 6084578 | C | **504.–** |
| **Filter 17A sin IP20 Wilo-EFC** | 6084904 | A | **551.–** |
| **Filter 40A du/dt IP20 Wilo-EFC** | 6084553 | C | **811.–** |
| **Filter 24.2A sin IP54 Wilo-EFC** | 6084564 | A | **2,216.–** |
| **Filter 24A sin IP00 Wilo-EFC** | 6084579 | A | **822.–** |

= ready for delivery, L = supply availability, C = approx. 2 weeks, K = approx. 4 weeks, AX = up to 16 weeks delivery time, please inquire for every order, A = on request, = please contact Wilo
Subject to change – all prices do not include VAT. Our General Terms of Delivery and Service apply (see www.wilo.com/legal) – valid from 01/01/2022 in Germany.

**Price group: PG14**

| Accessories | | | |
|---|---|---|---|
| **Type** | **Art. no.** | | |
| | | 🚚 | EUR |
| **Filter 24A sin IP20 Wilo-EFC** | 6084905 | A | **850.–** |
| **Filter 32A sin IP54 Wilo-EFC** | 6084565 | A | **3,277.–** |
| **Filter 38A sin IP00 Wilo-EFC** | 6084580 | A | **1,219.–** |
| **Filter 38A sin IP20 Wilo-EFC** | 6084906 | C | **1,520.–** |
| **Filter 37.5A sin IP54 Wilo-EFC** | 6084566 | A | **3,566.–** |
| **Filter 90A du/dt IP20 Wilo-EFC** | 6084554 | A | **1,439.–** |
| **Filter 46.2A sin IP54 Wilo-EFC** | 6084567 | A | **3,986.–** |
| **Filter 48A sin IP00 Wilo-EFC** | 6084581 | A | **1,531.–** |
| **Filter 48A sin IP20 Wilo-EFC** | 6084907 | A | **2,788.–** |
| **Filter 61A sin IP54 Wilo-EFC** | 6084568 | A | **4,718.–** |
| **Filter 62A sin IP00 Wilo-EFC** | 6084582 | A | **1,885.–** |
| **Filter 62A sin IP20 Wilo-EFC** | 6084908 | A | **3,086.–** |
| **Filter 75A sin IP54 Wilo-EFC** | 6084569 | A | **5,268.–** |
| **Filter 75A sin IP00 Wilo-EFC** | 6084583 | A | **2,461.–** |
| **Filter 75A sin IP20 Wilo-EFC** | 6084909 | A | **3,724.–** |
| **Filter 90A sin IP54 Wilo-EFC** | 6084570 | A | **6,200.–** |
| **Filter 115A sin IP00 Wilo-EFC** | 6084584 | A | **4,156.–** |
| **Filter 115A sin IP23 Wilo-EFC** | 6084910 | A | **5,348.–** |
| **Filter 177A du/dt IP00 Wilo-EFC** | 6084550 | A | **2,225.–** |
| **Filter 177A du/dt IP20 Wilo-EFC** | 6084556 | A | **2,879.–** |
| **Filter 106A sin IP54 Wilo-EFC** | 6084571 | A | **6,818.–** |
| **Filter 106A du/dt IP20 Wilo-EFC** | 6084555 | A | **1,885.–** |
| **Filter 150A sin IP54 Wilo-EFC** | 6084572 | A | **9,611.–** |
| **Filter 180A sin IP00 Wilo-EFC** | 6084585 | A | **5,641.–** |
| **Filter 180A sin IP23 Wilo-EFC** | 6084911 | A | **7,321.–** |
| **Filter 180A sin IP54 Wilo-EFC** | 6084573 | A | **10,540.–** |
| **Filter 315A du/dt IP00 Wilo-EFC** | 6084551 | A | **2,617.–** |
| **Filter 315A du/dt IP23 Wilo-EFC** | 6084557 | A | **3,663.–** |
| **Filter 260A sin IP00 Wilo-EFC** | 6084586 | A | **5,812.–** |
| **Filter 260A sin IP23 Wilo-EFC** | 6084912 | A | **9,408.–** |
| **Filter 410A sin IP00 Wilo-EFC** | 6084587 | A | **9,009.–** |
| **Filter 410A sin IP23 Wilo-EFC** | 6084913 | A | **11,851.–** |
| **Filter 480A du/dt IP00 Wilo-EFC** | 6084552 | A | **3,402.–** |
| **Filter 480A du/dt IP23 Wilo-EFC** | 6084558 | A | **4,317.–** |
| **Filter 510A sin IP00 Wilo-EFC** | 6084588 | A | **13,420.–** |
| **Filter 510A sin IP23 Wilo-EFC** | 6084914 | A | **16,099.–** |

🚚 = ready for delivery, L = supply availability, C = approx. 2 weeks, K = approx. 4 weeks, AX = up to 16 weeks delivery time, please inquire for every order, A = on request, 📞 = please contact Wilo
Subject to change – all prices do not include VAT. Our General Terms of Delivery and Service apply (see www.wilo.com/legal) – valid from 01/01/2022 in Germany.



Wilo-IF-Module LON Stratos



Wilo-IF module LON



**Price group: PG14**

**IF module for glandless pumps**

| Type | Description | Art. no. | | EUR |
|---|---|---|---|---|
| | | | 🚚 | |
| **Wilo-Smart IF module Stratos** | Retrofittable plug-in module to expand the communication interfaces of the Stratos pump featuring Wilo-Smart Connect functions usable via Bluetooth and Wilo Net. | 2197101 | L | **352.–** |
| **IF-Modul Stratos LON** | Retrofittable plug-in module for the pump types Wilo-Stratos/Stratos-Z/Stratos-D. Serial/digital LON-interface for connection to building automation via LONWorks networks: LONTalk protocol and LONMark conformity. Communication-capable dual pump management (depending on time, load and fault). For the dual pump management of 2 circulators or 1 twin-head pump in alternating or parallel operation, an additional Stratos PLR IF module is required. | 2030455 | L | **313.–** |
| **IF-Modul Stratos PLR** | Retrofittable plug-in module for the pump types Wilo-Stratos/Stratos-Z/Stratos-D. Serial/digital PLR interface for connection to building automation (BA) via Wilo interface converter or company-specific coupling modules. Communication-capable dual pump management (depending on time, load and fault). For the dual pump management of 2 circulators or 1 twin-head pump in alternating or parallel operation with 2 PLR IF modules. Connection cable, 0.7 m (2-core), included in the scope of delivery. | 2030465 | L | **115.–** |
| **IF-Modul Stratos Ext. Off** | Retrofittable plug-in module for the pump types Wilo-Stratos/Stratos-Z/Stratos-D. Control input overriding off. 0 – 10 V (remote speed adjustment or remote setpoint adjustment) for connection to building automation (BA). Communication-capable dual pump management (depending on time, load and fault). For the dual pump management of 2 circulators or 1 twin-head pump in alternating or parallel operation, an additional Stratos PLR IF module is required. | 2030475 | L | **141.–** |
| **IF-Modul Stratos Ext. Min** | Retrofittable plug-in module for the pump types Wilo-Stratos/Stratos-Z/Stratos-D. Control input overriding min (setback operation without Autopilot). 0 – 10 V (remote speed adjustment or remote setpoint adjustment) for connection to building automation (BA). Communication-capable dual pump management (depending on time, load and fault). For the dual pump management of 2 circulators or 1 twin-head pump in alternating or parallel operation, an additional Stratos PLR IF module is required. | 2030485 | L | **141.–** |
| **IF-Modul Stratos SBM** | Retrofit plug-in module for pump types Wilo-Stratos/Stratos-Z/Stratos-D collective run signal. Control input 0 – 10 V (remote speed adjustment or remote setpoint adjustment) for connection to building automation (BA). Communication-capable dual pump management (depending on time, load and fault). For the dual pump management of 2 circulators or 1 twin-head pump in alternating or parallel operation, an additional Stratos SBM IF module is required. | 2030495 | L | **159.–** |
| **IF-Modul Stratos CANopen** | Retrofittable plug-in module for the pump types Wilo-Stratos/Stratos-Z/Stratos-D. Serial/digital CAN interface for connection to building automation (BA) via CAN bus system. Protocol according to standard CANopen (EN 50325-4). Communication-capable dual pump management (depending on time, load and fault). For the dual pump management of 2 circulators or 1 twin-head pump in alternating or parallel operation, an additional Stratos PLR IF module is required. | 2066600 | L | **178.–** |
| **IF-Modul Stratos Ext. Off/SBM** | Retrofit plug-in module for pump types Wilo-Stratos/Stratos-Z/Stratos-D. Overriding Off control input, collective run signal. Communication-capable dual pump management (depending on time, load and fault). For the dual pump management of 2 circulators or 1 twin-head pump in alternating or parallel operation, an additional Stratos ext. Off/SBM IF module is required. | 2084867 | L | **159.–** |
| **IF-Modul Stratos Modbus RTU** | Retrofittable plug-in module for the pump types Wilo-Stratos/Stratos-Z/Stratos-D. Serial/digital Modbus RTU interface for connection to building automation systems (BA) via RS485 bus system. Protocol "Modbus over Serial Line" in accordance with Modbus-IDA V 1.02. Communication-capable dual pump management (depending on time, load and fault). For the dual pump management of 2 circulators or 1 twin-head pump in alternating or parallel operation, an additional Stratos DP IF module is required. | 2097808 | L | **270.–** |

🚚 = ready for delivery, L = supply availability, C = approx. 2 weeks, K = approx. 4 weeks, AX = up to 16 weeks delivery time, please inquire for every order, A = on request, 📞 = please contact Wilo
Subject to change – all prices do not include VAT. Our General Terms of Delivery and Service apply (see www.wilo.com/legal) – valid from 01/01/2022 in Germany.

Price group: PG14

| IF module for glandless pumps | | | | |
|---|---|---|---|---|
| **Type** | **Description** | **Art. no.** | | |
| | | | 🚚 | EUR |
| **IF-Modul Stratos BACnet MS/TP** | Retrofittable plug-in module for Wilo-Stratos/Stratos-Z/Stratos- D pump types. Serial/digital BACnet MS/TP master interface for connection to building automation (BA) via RS485 bus system. Protocol according to BACnet standard (ISO 16484-5). Communication-capable dual pump management (depending on time, load and fault). For the dual pump management of 2 circulators or 1 twin-head pump in alternating or parallel operation, an additional Stratos DP IF module is required. | 2097810 | L | **298.–** |
| **IF-Modul Stratos DP** | Retrofittable plug-in module for the pump types Wilo-Stratos/Stratos-Z/Stratos-D. 2 x 2 terminals for through connection of BUS interfaces. Communication-capable dual pump management (depending on time, load and fault) connection cable, 0.7 m (2 x 2 -core, shielded in pairs), included in the scope of delivery. | 2105254 | L | **115.–** |

Price group: PG14

| IF module for glanded pumps | | | | |
|---|---|---|---|---|
| **Type** | **Description** | **Art. no.** | | |
| | | | 🚚 | EUR |
| **Wilo-Smart IF module** | Retrofittable plug-in module to expand the communication interfaces of the pump featuring Wilo-Smart Connect functions usable via Bluetooth and Wilo Net. | 2197102 | L | **352.–** |
| **IF-Modul LON** | Retrofittable plug-in module for pump types Wilo-Stratos GIGA, Stratos GIGA B, Stratos GIGA-D, VeroLine-IP-E, VeroTwin-DP-E, CronoLine-IL-E, CronoTwin-DL-E, CronoBloc-BL-E, Wilo-Helix EXCEL, Wilo-Economy MHIE, Wilo-Multivert MVIE, Wilo-Helix VE. Serial/digital LON interface for connection to building automation (BA) via LONWorks networks: LONTalk protocol, LONMark conformity. Notice: The pump software must be compatible (for information, see Wilo homepage or consult the nearest Wilo branch). | 2022530 | L | **289.–** |
| **IF-Modul PLR** | Retrofittable plug-in module for pump types Wilo-Stratos GIGA, Stratos GIGA B, Stratos GIGA-D, VeroLine-IP-E, VeroTwin-DP-E, CronoLine-IL-E, CronoTwin-DL-E, CronoBloc-BL-E, Wilo-Helix EXCEL, Wilo-Economy MHIE, Wilo-Multivert MVIE, Wilo-Helix VE. Serial, digital PLR interface for connection to building automation (BA) via Wilo interface converter or company-specific coupling modules. Notice: The pump software must be compatible (for information, see Wilo homepage or consult the nearest Wilo branch). | 2035069 | L | **127.–** |
| **IF-Modul CANopen** | Retrofittable plug-in module for pump types Wilo-Stratos GIGA, Stratos GIGA B, Stratos GIGA-D, VeroLine-IP-E, VeroTwin-DP-E, CronoLine-IL-E, CronoTwin-DL-E, CronoBloc-BL-E, Wilo-Helix EXCEL, Wilo-Economy MHIE, Wilo-Multivert MVIE, Wilo-Helix VE. Serial, digital CAN interface for connection to building automation (GA) via CAN bus system protocol according to CANopen standard (EN 50325-4). Note: The pump software must be compatible (for information, see Wilo homepage or consult the nearest Wilo branch). | 2085044 | L | **196.–** |
| **IF-Modul Modbus RTU** | Retrofittable plug-in module for pump types Wilo-Stratos GIGA, Stratos GIGA B, Stratos GIGA-D, VeroLine-IP-E, VeroTwin-DP-E, CronoLine-IL-E, CronoTwin-DL-E, CronoBloc-BL-E, Wilo-Helix EXCEL, Wilo-Economy MHIE, Wilo-Multivert MVIE, Wilo-Helix VE. Serial, digital Modbus RTU interface for connection to building automation (BA) via RS485 bus system. Protocol “Modbus over Serial Line” in accordance with Modbus-IDA V 1.02. Notice: The pump software must be compatible (for information, see Wilo homepage or consult the nearest Wilo branch). | 2097809 | L | **300.–** |
| **IF-Modul BACnet MS/TP** | Retrofittable plug-in module for pump types Wilo-Stratos GIGA, Stratos GIGA B, Stratos GIGA-D, VeroLine-IP-E, VeroTwin-DP-E, CronoLine-IL-E, CronoTwin-DL-E, CronoBloc-BL-E, Wilo-Helix EXCEL, Wilo-Economy MHIE, Wilo-Multivert MVIE, Wilo-Helix VE. Serial, digital interface BACnet MS/TP master for connection to building automation (BA) via RS485 bus system. Protocol in accordance with the BACnet standard (ISO 16484-5) Notice: The pump software must be compatible (for information, see Wilo homepage or consult the nearest Wilo branch). | 2097811 | L | **325.–** |



Wilo-CIF-Module



Wilo-CIF module Ethernet

**Price group: PG14**

**CIF module**

| Type | Description | Art. no. | | EUR |
|---|---|---|---|---|
| | | | 🚚 | |
| **CIF-Module BACnet MS/TP** | Retrofittable plug-in module for the pump types Wilo-Stratos MAXO/ Stratos MAXO-Z/Stratos MAXO-D, Stratos GIGA2.0-I, Stratos GIGA2.0-D. Serial/digital BACnet MS/TP Master interface for connection to building automation via RS485 bus system. Protocol in accordance with the BACnet standard (ISO 16484-5) | 2190367 | L | **326.-** |
| **CIF-Module Modbus RTU** | Retrofittable plug-in module for the pump types Wilo-Stratos MAXO/Stratos MAXO-Z/Stratos MAXO-D, Stratos GIGA2.0-I, Stratos GIGA2.0-D. Serial/digital Modbus RTU interface for connection to building automation via RS485 bus system. Protocol "Modbus over Serial Line" in accordance with Modbus-IDA V 1.02. | 2190368 | L | **326.-** |
| **CIF-Module CANopen** | Retrofittable plug-in module for the pump types Wilo-Stratos MAXO/Stratos MAXO-Z/Stratos MAXO-D, Stratos GIGA2.0-I, Stratos GIGA2.0-D. Serial/digital CAN interface for connection to building automation via CAN bus system. Protocol in accordance with the CANopen standard (EN 50325-4). | 2190369 | L | **197.-** |
| **CIF-Module LON** | Retrofittable plug-in module for the pump types Wilo-Stratos MAXO/Stratos MAXO-Z/Stratos MAXO-D, Stratos GIGA2.0-I, Stratos GIGA2.0-D. Serial/digital LON interface for connection to building automation via LONWorks networks: LONTalk protocol and LONMark conformity. | 2190370 | L | **326.-** |
| **CIF-Module PLR** | Retrofittable plug-in module for the pump types Wilo-Stratos MAXO/ Stratos MAXO-Z/Stratos MAXO-D, Stratos GIGA2.0-I, Stratos GIGA2.0-D. Serial/digital PLR interface for connection to building automation via Wilo interface converter or company-specific coupling modules. | 2190371 | L | **127.-** |
| **CIF module Ethernet** | Retrofittable plug-in module for CIF module-compatible products such as Wilo-Stratos MAXO/Stratos MAXO-Z/Stratos MAXO-D, Stratos GIGA2.0-I, Stratos GIGA2.0-D. Network interface for connection to building automation via Ethernet. Supports Modbus TCP and BACnet IP protocol (configurable). | 2211408 | L | **556.-** |



🚚 = ready for delivery, L = supply availability, C = approx. 2 weeks, K = approx. 4 weeks, AX = up to 16 weeks delivery time, please inquire for every order, A = on request, 📞 = please contact Wilo
Subject to change – all prices do not include VAT. Our General Terms of Delivery and Service apply (see www.wilo.com/legal) – valid from 01/01/2022 in Germany.




SK 601N

**Price group: PG14**

| Time switching | | | | |
|---|---|---|---|---|
| **Type** | **Description** | **Art. no.** | | |
| | | | 🚚 | EUR |
| **Switchgear SK 601N** | Switchgear for automatic time-dependent On/Off switching of Wilo-pumps with 1~230 V, 50/60 Hz (EM) and 3~400 V, 50/60 Hz (DM) connection. With 24-hour time switch (1/4-hour interval settings) and battery backup, change-over switch for On / timed / Off. | 2120443 | L | **158.-** |

Price group: PG14

**Differential pressure display device DDA**

| Type | Min. measuring range | Max. measuring range | Art. no. | | |
|---|---|---|---|---|---|
| | *p* bar | | | | EUR |
| **DDA 6** | 0 | 0.6 | 503003598 | L | **523.–** |
| **DDA 16** | 0 | 1.6 | 502856499 | L | **523.–** |
| **DDA 40** | 0 | 4 | 503217592 | L | **523.–** |

Price group: PG14

**Differential pressure contact manometer DDM**

| Type | Min. measuring range | Max. measuring range | Art. no. | | |
|---|---|---|---|---|---|
| | *p* bar | | | | EUR |
| **DDM 6** | 0 | 0.6 | 110460994 | L | **1,081.–** |
| **DDM 10** | 0 | 1 | 110461094 | C | **1,081.–** |
| **DDM 16** | 0 | 1.6 | 110461197 | L | **1,081.–** |
| **DDM 25** | 0 | 2.5 | 110461290 | C | **1,081.–** |

Price group: PG14

**Differential pressure sensor, DDG (4–20mA)**

| Type | Description | Art. no. | | |
|---|---|---|---|---|
| | | | | EUR |
| **Diff. pressure sensor DDG 100 (4–20 mA, not applicable with VR-HVAC)** | 4–20 mA | 2211740 | L | **894.–** |
| **Differential pressure sensor DDG 10 (4–20 mA)** | 4–20 mA | 2136454 | L | **894.–** |
| **Differential pressure sensor DDG 20 (4–20 mA)** | 4–20 mA | 2136456 | L | **894.–** |
| **Differential pressure sensor DDG 40 (4–20 mA)** | 4–20 mA | 2136458 | L | **894.–** |
| **Differential pressure sensor DDG 60 (4–20 mA)** | 4–20 mA | 2136460 | L | **894.–** |

**DDG (differential pressure sensor) with constant signal**

| Type | Description | Art. no. | | Price group | |
|---|---|---|---|---|---|
| | | | | | EUR |
| **DDG power supply unit** | For DDG together with impulse selector | 501865293 | L | PG14 | **275.–** |
| **DDG transducer** | (Amplifier) incl. power supply unit for differential pressure sensor (DDG) | 501771990 | K | PG14 | **2,539.–** |
| **Extension for DDG kit** | – | 2166098 | L | PG15 | **48.–** |

Price group: PG15

**DDG (differential pressure sensor) with constant signal**

| Type | Description | Art. no. | | |
|---|---|---|---|---|
| | | | | EUR |
| **DDG 20-1** | 0–10 V | 2104479 | A | **565.–** |
| **DDG 20-2** | 0–10 V | 2104480 | A | **565.–** |
| **DDG 20-3** | 0–10 V | 2104481 | L | **565.–** |
| **DDG 20-4** | 0–10 V | 2104482 | A | **565.–** |
| **DDG 20-5** | 0–10 V | 2104483 | C | **565.–** |
| **DDG 20-6** | 0–10 V | 2104484 | L | **565.–** |
| **DDG 20-7** | 0–10 V | 2116734 | A | **565.–** |
| **DDG 20-8** | 0–10 V | 2123558 | A | **565.–** |

= ready for delivery, L = supply availability, C = approx. 2 weeks, K = approx. 4 weeks, AX = up to 16 weeks delivery time, please inquire for every order, A = on request, = please contact Wilo
Subject to change – all prices do not include VAT. Our General Terms of Delivery and Service apply (see www.wilo.com/legal) – valid from 01/01/2022 in Germany.

**Price group: PG15**

**DDG (differential pressure sensor) with constant signal**

| Type | Description | Art. no. | | EUR |
|---|---|---|---|---|
| | | | 🚚 | |
| **DDG 20-10** | 0–10 V | 2137267 | L | **565.–** |
| **DDG 20-11** | 0–10 V | 2137268 | A | **565.–** |
| **DDG 20-12** | 0–10 V | 2137269 | L | **565.–** |
| **DDG 20-13** | 0–10 V | 2162544 | L | **565.–** |
| **DDG 20-14** | 0–10 V | 2191057 | C | **567.–** |
| **DDG 20-15** | 0–10 V | 2211992 | L | **515.–** |
| **DDG 20-16** | 0–10 V | 2211995 | L | **515.–** |
| **DDG 40-1** | 0–10 V | 2104485 | A | **565.–** |
| **DDG 40-2** | 0–10 V | 2104486 | A | **565.–** |
| **DDG 40-3** | 0–10 V | 2104487 | L | **565.–** |
| **DDG 40-4** | 0–10 V | 2104488 | L | **565.–** |
| **DDG 40-5** | 0–10 V | 2104489 | L | **565.–** |
| **DDG 40-6** | 0–10 V | 2104490 | A | **565.–** |
| **DDG 40-7** | 0–10 V | 2123559 | A | **565.–** |
| **DDG 40-9** | 0–10 V | 2137270 | L | **565.–** |
| **DDG 40-10** | 0–10 V | 2137271 | A | **565.–** |
| **DDG 40-11** | 0–10 V | 2137272 | L | **565.–** |
| **DDG 40-12** | 0–10 V | 2162543 | L | **565.–** |
| **DDG 40-13** | 0–10 V | 2178962 | C | **567.–** |
| **DDG 40-14** | 0–10 V | 2211993 | L | **515.–** |
| **DDG 40-15** | 0–10 V | 2211996 | L | **515.–** |
| **DDG 60-1** | 0–10 V | 2104491 | L | **565.–** |
| **DDG 60-2** | 0–10 V | 2116735 | A | **565.–** |
| **DDG 60-3** | 0–10 V | 2123560 | A | **565.–** |
| **DDG 60-5** | 0–10 V | 2137273 | A | **565.–** |
| **DDG 60-6** | 0–10 V | 2137274 | L | **565.–** |
| **DDG 60-7** | 0–10 V | 2168158 | C | **565.–** |
| **DDG 60-8** | 0–10 V | 2191056 | C | **567.–** |
| **DDG 60-9** | 0–10 V | 2211994 | L | **515.–** |
| **DDG 60-10** | 0–10 V | 2211999 | L | **515.–** |
| **DDG 100-1** | 0–10 V | 2104492 | C | **565.–** |
| **DDG 100-2** | 0–10 V | 2137275 | A | **565.–** |
| **DDG 100-3** | 0–10 V | 2137276 | L | **565.–** |
| **DDG 100-4** | 0–10 V | 2212000 | L | **515.–** |

**Assignment of the differential pressure sensors to the pump type**

| Stratos GIGA | Item no. for DDG kit |
|---|---|
| **40/1-25/1,6** | 2123559 |
| **40/1-32/2,2** | 2123559 |
| **40/1-39/3,0** | 2123559 |
| **40/1-45/3,8** | 2123560 |
| **40/1-51/4,2** | 2123560 |
| **40/4-63/11-R1** | 2104492 |
| **50/1-14/0,8** | 2123558 |
| **50/1-20/1,3** | 2123558 |
| **50/1-26/1,9** | 2123559 |
| **50/1-33/2,6** | 2123559 |

**Assignment of the differential pressure sensors to the pump type**

| Stratos GIGA | Item no. for DDG kit |
|---|---|
| **50/1-38/2,8** | 2123559 |
| **50/1-44/3,2** | 2123560 |
| **50/1-50/4,2** | 2123560 |
| **50/4-53/11-R1** | 2104491 |
| **50/4-62/15-R1** | 2104492 |
| **65/1-8/0,6** | 2123558 |
| **65/1-12/1,1** | 2123558 |
| **65/1-17/1,7** | 2123558 |
| **65/1-21/2,3** | 2123559 |
| **65/1-27/3,0** | 2123559 |

🚚 = ready for delivery, L = supply availability, C = approx. 2 weeks, K = approx. 4 weeks, AX = up to 16 weeks delivery time, please inquire for every order, A = on request, 📞 = please contact Wilo
Subject to change – all prices do not include VAT. Our General Terms of Delivery and Service apply (see www.wilo.com/legal) – valid from 01/01/2022 in Germany.

| Assignment of the differential pressure sensors to the pump type | |
|---|---|
| **Stratos GIGA** | **Item no. for DDG kit** |
| **65/1-34/3,1** | 2123559 |
| **65/1-38/3,8** | 2123559 |
| **65/1-42/4,8** | 2123560 |
| **65/3-40/11-R1** | 2104489 |
| **65/3-49/15-R1** | 2104491 |
| **65/4-57/18,5-R1** | 2104491 |
| **65/5-65/22-R1** | 2104492 |
| **80/1-16/2,3** | 2123558 |
| **80/1-21/3,5** | 2123559 |
| **80/1-32/4,1** | 2123559 |
| **80/1-37/5,3** | 2123559 |
| **80/2-31/11-R1** | 2104489 |
| **80/3-40/15-R1** | 2104489 |
| **80/3-48/18,5-R1** | 2104491 |

| Assignment of the differential pressure sensors to the pump type | |
|---|---|
| **Stratos GIGA** | **Item no. for DDG kit** |
| **80/4-53/22-R1** | 2104491 |
| **100/1-13/2,3** | 2123558 |
| **100/1-17/3,7** | 2123558 |
| **100/1-27/4,8** | 2123559 |
| **100/1-33/6,0** | 2123559 |
| **100/2-22/11-R1** | 2104489 |
| **100/2-24/11-R1** | 2104489 |
| **100/2-26/15-R1** | 2104489 |
| **100/2-29/18,5-R1** | 2104489 |
| **100/3-33/22-R1** | 2104489 |
| **150/1-14/11-R1** | 2116734 |
| **150/2-17/15-R1** | 2104484 |
| **200/1-14/15-R1** | 2104484 |

| Assignment of the differential pressure sensors to the pump type | |
|---|---|
| **Stratos GIGA B** | **Item no. for DDG kit** |
| **32/1-13/0,8-R1** | 2162544 |
| **32/1-19/1,2-R1** | 2162544 |
| **32/1-25/1,6-R1** | 2162543 |
| **32/1-25/1,9-R1** | 2162543 |
| **32/1-32/2,3-R1** | 2162543 |
| **32/1-32/2,6-R1** | 2162543 |
| **32/1-35/3,0-R1** | 2162543 |
| **32/1-38/3,0-R1** | 2162543 |
| **32/1-41/3,8-R1** | 2168158 |
| **32/1-45/3,8-R1** | 2168158 |
| **32/1-48/4,5-R1** | 2168158 |
| **32/1-51/4,5-R1** | 2168158 |
| **32/5-74/11-R1** | 2137276 |
| **40/1-33/3,0-R1** | 2162543 |
| **40/1-38/3,8-R1** | 2162543 |
| **40/1-44/4,5-R1** | 2168158 |
| **40/4-51/11-R1** | 2137274 |
| **40/4-58/15-R1** | 2137276 |
| **40/5-70/18,5-R1** | 2137276 |
| **40/6-80/22-R1** | 2137276 |
| **50/1-8/0,6-R1** | 2162544 |
| **50/1-12/1,2-R1** | 2162544 |
| **50/1-17/1,9-R1** | 2162544 |
| **50/1-21/2,3-R1** | 2162543 |
| **50/1-27/3,0-R1** | 2162543 |

| Assignment of the differential pressure sensors to the pump type | |
|---|---|
| **Stratos GIGA B** | **Item no. for DDG kit** |
| **50/1-32/3,8-R1** | 2162543 |
| **50/1-37/5,0-R1** | 2162543 |
| **50/3-42/11-R1** | 2137274 |
| **50/4-49/15-R1** | 2137274 |
| **50/4-55/18,5-R1** | 2137274 |
| **50/4-60/22-R1** | 2137276 |
| **65/1-18/1,9-R1** | 2162544 |
| **65/1-22/3,0-R1** | 2162543 |
| **65/2-30/11-R1** | 2137272 |
| **65/3-38/15-R1** | 2137272 |
| **65/4-50/18,5-R1** | 2137274 |
| **65/4-56/22-R1** | 2137274 |
| **80/1-13/1,9-R1** | 2162544 |
| **80/1-18/3,2-R1** | 2162544 |
| **80/1-27/4,5-R1** | 2162543 |
| **80/1-32/5,6-R1** | 2162543 |
| **80/2-23/11-R1** | 2137272 |
| **80/2-25/11-R1** | 2137272 |
| **80/2-27/15-R1** | 2137272 |
| **80/2-29/18,5-R1** | 2137272 |
| **80/3-32/22-R1** | 2137272 |
| **100/2-20/11-R1** | 2137269 |
| **100/2-24/15-R1** | 2137272 |
| **125/1-15/11-R1** | 2137269 |
| **125/2-18/15-R1** | 2137269 |

| Assignment of the differential pressure sensors to the pump type | |
|---|---|
| **Stratos GIGA-D** | **Item no. for DDG kit** |
| **40/1-25/1,6-R1** | 2178962 |
| **40/1-32/2,2-R1** | 2178962 |
| **40/1-39/3,0-R1** | 2178962 |

| Assignment of the differential pressure sensors to the pump type | |
|---|---|
| **Stratos GIGA-D** | **Item no. for DDG kit** |
| **40/1-45/3,8-R1** | 2191056 |
| **40/1-51/4,2-R1** | 2191056 |
| **40/4-63/11-R1** | 2104492 |

= ready for delivery, L = supply availability, C = approx. 2 weeks, K = approx. 4 weeks, AX = up to 16 weeks delivery time, please inquire for every order, A = on request, = please contact Wilo
Subject to change – all prices do not include VAT. Our General Terms of Delivery and Service apply (see www.wilo.com/legal) – valid from 01/01/2022 in Germany.

| Assignment of the differential pressure sensors to the pump type | |
|---|---|
| **Stratos GIGA-D** | **Item no. for DDG kit** |
| **50/1-14/0,8-R1** | 2191057 |
| **50/1-20/1,3-R1** | 2191057 |
| **50/1-26/1,9-R1** | 2178962 |
| **50/1-33/2,6-R1** | 2178962 |
| **50/1-38/2,8-R1** | 2178962 |
| **50/1-44/3,2-R1** | 2191056 |
| **50/1-50/4,2-R1** | 2191056 |
| **50/4-53/11-R1** | 2104491 |
| **50/4-62/15-R1** | 2104492 |
| **65/1-8/0,6-R1** | 2191057 |
| **65/1-12/1,1-R1** | 2191057 |
| **65/1-17/1,7-R1** | 2191057 |
| **65/1-21/2,3-R1** | 2178962 |
| **65/1-27/3,0-R1** | 2178962 |
| **65/1-34/3,1-R1** | 2178962 |
| **65/1-38/3,8-R1** | 2178962 |
| **65/1-42/4,8-R1** | 2191056 |
| **65/3-40/11-R1** | 2104489 |
| **65/3-49/15-R1** | 2104491 |
| **65/4-57/18,5-R1** | 2104491 |

| Assignment of the differential pressure sensors to the pump type | |
|---|---|
| **Stratos GIGA-D** | **Item no. for DDG kit** |
| **65/5-65/22-R1** | 2104492 |
| **80/1-16/2,3-R1** | 2191057 |
| **80/1-21/3,5-R1** | 2178962 |
| **80/1-32/4,1-R1** | 2178962 |
| **80/1-37/5,3-R1** | 2178962 |
| **80/2-31/11-R1** | 2104489 |
| **80/3-40/15-R1** | 2104489 |
| **80/3-48/18,5-R1** | 2104491 |
| **80/4-53/22-R1** | 2104491 |
| **100/1-13/2,3-R1** | 2191057 |
| **100/1-17/3,7-R1** | 2191057 |
| **100/1-27/4,8-R1** | 2178962 |
| **100/1-33/6,0-R1** | 2178962 |
| **100/2-22/11-R1** | 2104489 |
| **100/2-24/11-R1** | 2104489 |
| **100/2-26/15-R1** | 2104489 |
| **100/2-29/18,5-R1** | 2104489 |
| **100/3-33/22-R1** | 2104489 |
| **150/1-14/11-R1** | 2104484 |
| **150/2-17/15-R1** | 2104484 |
| **200/1-14/15-R1** | 2104484 |

| Assignment of the differential pressure sensors to the pump type | |
|---|---|
| **Stratos GIGA2.0-I** | **Item no. for DDG kit** |
| **40/1-23/1,5-R1** | 2213422 |
| **40/1-37/3,0-R1** | 2213422 |
| **40/1-31/2,2-R1** | 2213422 |
| **50/1-20/1,5-R1** | 2213424 |
| **50/1-37/3,0-R1** | 2213422 |
| **50/1-30/2,2-R1** | 2213422 |
| **65/1-15/1,5-R1** | 2213424 |
| **65/1-37/4,0-R1** | 2213422 |
| **65/1-31/3,0-R1** | 2213422 |
| **65/1-25/2,2-R1** | 2213422 |
| **80/1-13/1,5-R1** | 2213424 |
| **80/1-30/4,0-R1** | 2213422 |

| Assignment of the differential pressure sensors to the pump type | |
|---|---|
| **Stratos GIGA2.0-I** | **Item no. for DDG kit** |
| **80/1-24/3,0-R1** | 2213422 |
| **80/1-20/2,2-R1** | 2213424 |
| **100/1-9/1,5-R1** | 2213424 |
| **100/1-25/4,0-R1** | 2213422 |
| **100/1-20/3,0-R1** | 2213424 |
| **100/1-17/2,2-R1** | 2213424 |
| **100/1-11/4,0-R1** | 2213424 |
| **100/1-9/3,0-R1** | 2213424 |
| **100/1-8/2,2-R1** | 2213424 |
| **125/1-11/4,0-R1** | 2213424 |
| **125/1-9/3,0-R1** | 2213424 |
| **125/1-7/2,2-R1** | 2213424 |

| Assignment of the differential pressure sensors to the pump type | |
|---|---|
| **Stratos GIGA2.0-D** | **Item no. for DDG kit** |
| **40/1-23/1,5-R1** | 2213422 |
| **40/1-37/3,0-R1** | 2213422 |
| **40/1-31/2,2-R1** | 2213422 |
| **50/1-20/1,5-R1** | 2213424 |
| **50/1-37/3,0-R1** | 2213422 |
| **50/1-30/2,2-R1** | 2213422 |
| **65/1-15/1,5-R1** | 2213424 |
| **65/1-37/4,0-R1** | 2213422 |
| **65/1-31/3,0-R1** | 2213422 |
| **65/1-25/2,2-R1** | 2213422 |
| **80/1-13/1,5-R1** | 2213424 |
| **80/1-30/4,0-R1** | 2213422 |

| Assignment of the differential pressure sensors to the pump type | |
|---|---|
| **Stratos GIGA2.0-D** | **Item no. for DDG kit** |
| **80/1-24/3,0-R1** | 2213422 |
| **80/1-20/2,2-R1** | 2213424 |
| **100/1-9/1,5-R1** | 2213424 |
| **100/1-25/4,0-R1** | 2213422 |
| **100/1-20/3,0-R1** | 2213424 |
| **100/1-17/2,2-R1** | 2213424 |
| **100/1-11/4,0-R1** | 2213424 |
| **100/1-9/3,0-R1** | 2213424 |
| **100/1-8/2,2-R1** | 2213424 |
| **125/1-11/4,0-R1** | 2213424 |
| **125/1-9/3,0-R1** | 2213424 |
| **125/1-7/2,2-R1** | 2213424 |

🚚 = ready for delivery, L = supply availability, C = approx. 2 weeks, K = approx. 4 weeks, AX = up to 16 weeks delivery time, please inquire for every order, A = on request, 📞 = please contact Wilo
Subject to change – all prices do not include VAT. Our General Terms of Delivery and Service apply (see www.wilo.com/legal) – valid from 01/01/2022 in Germany.

| Assignment of the differential pressure sensors to the pump type | |
|---|---|
| **VeroLine-IP-E** | **Item no. for DDG kit** |
| **32/95-0,55/2-R1** | 2104479 |
| **32/105-0,75/2-R1** | 2104479 |
| **32/125-1,1/2-R1** | 2104479 |
| **32/135-1,1/2-R1** | 2104485 |
| **32/135-1,5/2-R1** | 2104485 |
| **40/115-0,55/2-R1** | 2104479 |
| **40/120-1,5/2-R1** | 2104479 |
| **40/130-2,2/2-R1** | 2104485 |
| **40/150-3/2-R1** | 2104485 |
| **40/160-4/2-R1** | 2104485 |

| Assignment of the differential pressure sensors to the pump type | |
|---|---|
| **VeroLine-IP-E** | **Item no. for DDG kit** |
| **50/105-0,75/2-R1** | 2104479 |
| **50/130-2,2/2-R1** | 2104479 |
| **50/140-3/2-R1** | 2104485 |
| **50/150-4/2-R1** | 2104485 |
| **65/110-2,2/2-R1** | 2104479 |
| **65/115-1,5/2-R1** | 2104480 |
| **65/120-3/2-R1** | 2104479 |
| **65/130-4/2-R1** | 2104485 |
| **80/105-3/2-R1** | 2104479 |
| **80/110-4/2-R1** | 2104479 |
| **80/115-2,2/2-R1** | 2104480 |

| Assignment of the differential pressure sensors to the pump type | |
|---|---|
| **VeroTwin-DP-E** | **Item no. for DDG kit** |
| **32/95-0,55/2-R1** | 2104483 |
| **32/105-0,75/2-R1** | 2104483 |
| **32/125-1,1/2-R1** | 2104483 |
| **32/135-1,1/2-R1** | 2104488 |
| **32/135-1,5/2-R1** | 2104488 |
| **40/115-0,55/2-R1** | 2104481 |
| **40/120-1,5/2-R1** | 2104481 |
| **40/130-2,2/2-R1** | 2104487 |
| **40/150-3/2-R1** | 2104487 |
| **40/160-4/2-R1** | 2104487 |

| Assignment of the differential pressure sensors to the pump type | |
|---|---|
| **VeroTwin-DP-E** | **Item no. for DDG kit** |
| **50/105-0,75/2-R1** | 2104481 |
| **50/130-2,2/2-R1** | 2104481 |
| **50/140-3/2-R1** | 2104487 |
| **50/150-4/2-R1** | 2104487 |
| **65/110-2,2/2-R1** | 2104479 |
| **65/115-1,5/2-R1** | 2104482 |
| **65/120-3/2-R1** | 2104481 |
| **65/130-4/2-R1** | 2104487 |
| **80/105-3/2-R1** | 2104481 |
| **80/110-4/2-R1** | 2104481 |
| **80/115-2,2/2-R1** | 2104482 |

| Assignment of the differential pressure sensors to the pump type | |
|---|---|
| **CronoLine-IL-E** | **Item no. for DDG kit** |
| **100/220-5,5/4-R1** | 2116734 |
| **100/250-7,5/4-R1** | 2116734 |
| **100/270-11/4-R1** | 2104489 |
| **125/210-5,5/4-R1** | 2116734 |
| **125/220-7,5/4-R1** | 2116734 |
| **150/190-5,5/4-R1** | 2116734 |
| **150/200-7,5/4-R1** | 2116734 |

| Assignment of the differential pressure sensors to the pump type | |
|---|---|
| **CronoLine-IL-E** | **Item no. for DDG kit** |
| **150/220-11/4-R1** | 2116734 |
| **150/250-15/4-R1** | 2104484 |
| **150/260-18,5/4-R1** | 2104489 |
| **150/270-22/4-R1** | 2104489 |
| **200/240-15/4-R1** | 2104484 |
| **200/250-18,5/4-R1** | 2104484 |
| **200/260-22/4-R1** | 2104484 |

| Assignment of the differential pressure sensors to the pump type | |
|---|---|
| **CronoTwin-DL-E** | **Item no. for DDG kit** |
| **40/170-5,5/2-R1** | 2104490 |
| **40/200-7,5/2-R1** | 2116734 |
| **40/220-11/2-R1** | 2104492 |
| **50/160-5,5/2-R1** | 2104490 |
| **50/170-7,5/2-R1** | 2104490 |
| **50/180-7,5/2-R1** | 2116735 |
| **50/210-11/2-R1** | 2104491 |
| **50/220-15/2-R1** | 2104492 |
| **65/150-5,5/2-R1** | 2104490 |
| **65/160-7,5/2-R1** | 2104490 |
| **65/170-11/2-R1** | 2104489 |
| **65/200-15/2-R1** | 2104491 |
| **65/210-18,5/2-R1** | 2104491 |

| Assignment of the differential pressure sensors to the pump type | |
|---|---|
| **CronoTwin-DL-E** | **Item no. for DDG kit** |
| **65/220-22/2-R1** | 2104492 |
| **80/130-5,5/2-R1** | 2116734 |
| **80/140-7,5/2-R1** | 2104490 |
| **80/150-7,5/2-R1** | 2104490 |
| **80/160-11/2-R1** | 2104489 |
| **80/170-15/2-R1** | 2104489 |
| **80/190-18,5/2-R1** | 2104491 |
| **80/200-22/2-R1** | 2104491 |
| **100/145-11/2-R1** | 2104489 |
| **100/150-15/2-R1** | 2104489 |
| **100/160-18,5/2-R1** | 2104489 |
| **100/165-22/2-R1** | 2104489 |

= ready for delivery, L = supply availability, C = approx. 2 weeks, K = approx. 4 weeks, AX = up to 16 weeks delivery time, please inquire for every order, A = on request, = please contact Wilo
Subject to change – all prices do not include VAT. Our General Terms of Delivery and Service apply (see www.wilo.com/legal) – valid from 01/01/2022 in Germany.

| Assignment of the differential pressure sensors to the pump type | |
|---|---|
| CronoBloc-BL-E | Item no. for DDG kit |
| 32/140-2,2/2-R1 | 2137270 |
| 32/150-3/2-R1 | 2137270 |
| 32/160-4/2-R1 | 2137270 |
| 32/170-5,5/2-R1 | 2137273 |
| 32/210-7,5/2-R1 | 2137275 |
| 32/220-11/2-R1 | 2137276 |
| 40/110-1,5/2-R1 | 2137267 |
| 40/120-2,2/2-R1 | 2137267 |
| 40/130-3/2-R1 | 2137270 |
| 40/140-4/2-R1 | 2137270 |
| 40/160-5,5/2-R1 | 2137271 |
| 40/170-7,5/2-R1 | 2137273 |
| 40/180-7,5/2-R1 | 2137273 |
| 40/210-11/2-R1 | 2137274 |
| 40/220-15/2-R1 | 2137276 |
| 40/230-18,5/2-R1 | 2137276 |
| 40/240-22/2-R1 | 2137276 |

| Assignment of the differential pressure sensors to the pump type | |
|---|---|
| CronoBloc-BL-E | Item no. for DDG kit |
| 50/110-3/2-R1 | 2137267 |
| 50/120-4/2-R1 | 2137267 |
| 50/130-5,5/2-R1 | 2137271 |
| 50/140-7,5/2-R1 | 2137271 |
| 50/150-7,5/2-R1 | 2137271 |
| 50/170-11/2-R1 | 2137274 |
| 50/200-15/2-R1 | 2137274 |
| 50/210-18,5/2-R1 | 2137274 |
| 50/220-22/2-R1 | 2137276 |
| 65/160-11/2-R1 | 2137272 |
| 65/170-15/2-R1 | 2137272 |
| 65/190-18,5/2-R1 | 2137274 |
| 65/210-22/2-R1 | 2137274 |
| 80/145-11/2-R1 | 2137272 |
| 80/150-15/2-R1 | 2137272 |
| 80/160-18,5/2-R1 | 2137272 |
| 80/165-22/2-R1 | 2137272 |

| Assignment of the differential pressure sensors to the pump type | |
|---|---|
| Yonos GIGA-N | Item no. for DDG kit |
| 100/200-5,5/4-R1 | 2211992 |
| 100/200-7,5/4-R1 | 2211992 |
| 100/250-5,5/4-R1 | 2211992 |
| 100/250-7,5/4-R1 | 2211992 |
| 32/160-5,5/2-R1 | 2211993 |
| 100/250-11/4-R1 | 2211996 |
| 100/250-15/4-R1 | 2211996 |
| 32/200-5,5/2-R1 | 2211994 |
| 32/200-7,5/2-R1 | 2211994 |
| 125/200-5,5/4-R1 | 2211992 |
| 125/200-7,5/4-R1 | 2211992 |
| 125/200-11/4-R1 | 2211995 |
| 125/200-15/4-R1 | 2211996 |
| 40/125-5,5/2-R1 | 2211993 |
| 125/250-7,5/4-R1 | 2211992 |
| 125/250-11/4-R1 | 2211995 |
| 40/160-11/2-R1 | 2211999 |
| 125/250-15/4-R1 | 2211996 |
| 125/250-18,5/4-R1 | 2211996 |
| 40/160-5,5/2-R1 | 2211993 |
| 125/250-22/4-R1 | 2211996 |
| 150/200-7,5/4-R1 | 2211992 |
| 40/160-7,5/2-R1 | 2211994 |
| 40/200-15/2-R1 | 2212000 |
| 150/200-11/4-R1 | 2211995 |
| 40/200-7,5/2-R1 | 2211994 |
| 150/200-15/4-R1 | 2211995 |

| Assignment of the differential pressure sensors to the pump type | |
|---|---|
| Yonos GIGA-N | Item no. for DDG kit |
| 150/250-11/4-R1 | 2211995 |
| 150/250-15/4-R1 | 2211995 |
| 150/250-18,5/4-R1 | 2211996 |
| 50/125-5,5/2-R1 | 2211993 |
| 150/250-22/4-R1 | 2211996 |
| 50/125-7,5/2-R1 | 2211993 |
| 50/160-11/2-R1 | 2211999 |
| 80/200-5,5/4-R1 | 2211992 |
| 80/200-7,5/4-R1 | 2211992 |
| 50/160-5,5/2-R1 | 2211993 |
| 50/160-7,5/2-R1 | 2211994 |
| 50/200-18,5/2-R1 | 2212000 |
| 50/200-22/2-R1 | 2212000 |
| 65/125-5,5/2-R1 | 2211993 |
| 65/125-7,5/2-R1 | 2211993 |
| 65/160-11/2-R1 | 2211996 |
| 65/160-15/2-R1 | 2211999 |
| 65/160-18,5/2-R1 | 2211999 |
| 65/160-7,5/2-R1 | 2211993 |
| 65/200-11/2-R1 | 2211996 |
| 65/200-15/2-R1 | 2211999 |
| 65/200-18,5/2-R1 | 2211999 |
| 65/200-22/2-R1 | 2212000 |
| 80/160-11/2-R1 | 2211996 |
| 80/160-15/2-R1 | 2211996 |
| 80/160-18,5/2-R1 | 2211996 |
| 80/160-22/2-R1 | 2211999 |
| 65/125-11/2-R1 | 2211996 |




SK 602N




SK 622N



**Price group: PG14**

**Full motor protection**

| Type | Description | Art. no. | | |
|---|---|---|---|---|
| | | | | EUR |
| **Switchgear SK 602N** | Wall-mounted unit for the electrical connection of single-phase (EM) and three-phase (DM) pumps with integrated thermal winding contacts (WSK) for monitoring the winding temperature. With On/Off switch with integrated run signal light, power contactor and potential-free switch-on/off. | 2120444 | L | **205.–** |
| **Switchgear SK 622N** | Like SK 602, but with potential-free contacts for external run signal (SBM) and fault signal (SSM) as well as fault signal light. | 2120445 | L | **242.–** |

**Price group: PG14**

**PTC thermistor tripping unit for glanded pumps**

| Type | | For Wilo pumps | Art. no. | | |
|---|---|---|---|---|---|
| | | | | | EUR |
| **PTC thermistor tripping unit** | for switch cabinet installation (one device per motor required) | IPL, DPL, IL, DL, BL, IPS, IPH-O, IPH-W, NL, NPG | 509275993 | L | **502.–** |

**Price group: PG14**

**PTC thermistor sensor**

| Type | | For Wilo pumps | Art. no. | | |
|---|---|---|---|---|---|
| | | | | | |
| **Surcharge for thermistor sensor <7.5 kW** | (Variant K3) | IPL, IPH-O/W, IPS, IL, BL < 7.5 kW | KLF_7_EP | K | ✆ |
| **Surcharge for thermistor sensor (dual pumps) <7.5 kW** | (Variant K3) | DPL, DL < 7.5 kW | KLF_7_DP | K | ✆ |
| **Surcharge for thermistor sensor (dual pumps) >7.5 kW** | (Variant K3) | DL 11-55 kW | KLF_11_DP | K | ✆ |
| **Surcharge for thermistor sensor 7.5 - 75 kW** | (Variant K3) | IL, BL 11-55 kW | KLF_11_EP | K | ✆ |
| **Surcharge for PTC thermistor sensor >75 kW** | (Variant K3) | IL >75 kW | KLF_75_EP | K | ✆ |

**Price group: PG14**

**Electrical accessories – temperature monitoring**

| Type | Description | Art. no. | | |
|---|---|---|---|---|
| | | | | EUR |
| **Temperature sensor Pt 1000 B** | Pt 1000 B temperature sensor to connect to piping. Connection to Wilo Stratos MAXO (-D) and Wilo-Stratos MAXO-Z.<br>Measurement range: -5 °C to 70 °C, briefly up to 90 °C. | 2193421 | L | **31.–** |
| **Immersion temperature sensor Pt 1000 AA** | Pt 1000 AA immersion temperature sensor for installation in immersion sleeve. Connection to Wilo-Stratos MAXO (-D).<br>Measurement range: -5 °C to 70 °C, briefly up to 90 °C. | 2193422 | L | **31.–** |
| **Wilo-Smart temperatur sensor kit** | Temperature sensor set for connection to the Wilo-Smart IF module or Wilo-Smart IF module Stratos for measuring two independent temperatures.<br>Not suitable for connection to other products. | 2195943 | L | **94.–** |

🚚 = ready for delivery, L = supply availability, C = approx. 2 weeks, K = approx. 4 weeks, AX = up to 16 weeks delivery time, please inquire for every order, A = on request, ✆ = please contact Wilo
Subject to change – all prices do not include VAT. Our General Terms of Delivery and Service apply (see www.wilo.com/legal) – valid from 01/01/2022 in Germany.




Wilo switching plug N

**Price group: PG14**

| Accessories for Wilo-TOP... | | | | |
|---|---|---|---|---|
| **Type** | **Description** | **Art. no.** | | |
| | | | 🚚 | EUR |
| **Switching plug "N"** | For conversion in terminal box of TOP three-phase pumps (2 plugs required for twin-head pumps) to **existing mains voltage 3~230 V, 50 Hz**.<br>Approx. weight 30 g.<br>The 3-stage connection of the pump is retained. | 2040655 | L | **47.-** |

🚚 = ready for delivery, L = supply availability, C = approx. 2 weeks, K = approx. 4 weeks, AX = up to 16 weeks delivery time, please inquire for every order, A = on request, 📞 = please contact Wilo
Subject to change – all prices do not include VAT. Our General Terms of Delivery and Service apply (see www.wilo.com/legal) – valid from 01/01/2022 in Germany.



## Equipment/function

**For Wilo-Yonos PICO-D pumps in the event of replacement**

→ Functional unit with motor, impeller and electronic module

**Price group: PG1**

| Wilo spare motors RMOT | | | | | |
|---|---|---|---|---|---|
| **Type** | **Mains connection** | **Gross weight, approx.** | **Art. no.** | | |
| | | *m* kg | | 🚚 | |
| **Yonos PICO-D 30/1-6-RMOT** | 1~230 V, 50 Hz | 1 | 4230950 | A | 📞 |
| **Yonos PICO-D 30/1-8-RMOT** | 1~230 V, 50 Hz | 1.2 | 4230951 | A | 📞 |



🚚 = ready for delivery, L = supply availability, C = approx. 2 weeks, K = approx. 4 weeks, AX = up to 16 weeks delivery time, please inquire for every order, A = on request, 📞 = please contact Wilo
Subject to change – all prices do not include VAT. Our General Terms of Delivery and Service apply (see www.wilo.com/legal) – valid from 01/01/2022 in Germany.




## Equipment/function

**For Wilo-Stratos MAXO/Stratos MAXO-D pumps in the event of replacement**

→ Functional unit with motor, impeller and electronic module

**Price group: PG17**

**Wilo spare motors RMOT**

| Type | Mains connection | Gross weight, approx. | Art. no. | | |
|---|---|---|---|---|---|
| | | *m* kg | | 🚚 | EUR |
| **Stratos MAXO 25/0.5-4 RMOT.** | 1~230 V, 50/60 Hz | 5.6 | 2186319 | L | **883.–** |
| **Stratos MAXO 25/0.5-6 RMOT.** | 1~230 V, 50/60 Hz | 5.6 | 2186320 | L | **1,086.–** |
| **Stratos MAXO 25/0.5-8 RMOT.** | 1~230 V, 50/60 Hz | 5.6 | 2186321 | L | **1,211.–** |
| **Stratos MAXO 25/0.5-10 RMOT.** | 1~230 V, 50/60 Hz | 5.9 | 2186322 | L | **1,313.–** |
| **Stratos MAXO 25/0.5-12 RMOT.** | 1~230 V, 50/60 Hz | 5.9 | 2186323 | L | **1,620.–** |
| **Stratos MAXO 30/0.5-4 RMOT.** | 1~230 V, 50/60 Hz | 5.6 | 2186324 | L | **1,041.–** |
| **Stratos MAXO/-D 30/0.5-6 RMOT.** | 1~230 V, 50/60 Hz | 5.6 | 2186325 | L | **1,169.–** |
| **Stratos MAXO 30/0.5-8 RMOT.** | 1~230 V, 50/60 Hz | 5.6 | 2186326 | L | **1,301.–** |
| **Stratos MAXO/-D 30/0.5-10 RMOT.** | 1~230 V, 50/60 Hz | 5.9 | 2186327 | L | **1,419.–** |
| **Stratos MAXO 30/0.5-12 RMOT.** | 1~230 V, 50/60 Hz | 5.9 | 2186328 | L | **1,838.–** |
| **Stratos MAXO 30/0.5-14 RMOT.** | 1~230 V, 50/60 Hz | 5.9 | 2186329 | L | **2,114.–** |
| **Stratos MAXO/-D 32/0.5-8 RMOT.** | 1~230 V, 50/60 Hz | 7.8 | 2186330 | L | **1,332.–** |
| **Stratos MAXO 32/0.5-10 RMOT.** | 1~230 V, 50/60 Hz | 8.1 | 2186331 | L | **1,481.–** |
| **Stratos MAXO/-D 32/0.5-12 RMOT.** | 1~230 V, 50/60 Hz | 8.1 | 2186332 | L | **2,058.–** |
| **Stratos MAXO 32/0.5-16 RMOT.** | 1~230 V, 50/60 Hz | 11 | 2186333 | L | **2,469.–** |
| **Stratos MAXO 40/0.5-4 RMOT.** | 1~230 V, 50/60 Hz | 7.8 | 2186334 | L | **1,404.–** |
| **Stratos MAXO/-D 40/0.5-8 RMOT.** | 1~230 V, 50/60 Hz | 8.1 | 2186335 | L | **2,155.–** |
| **Stratos MAXO/-D 40/0.5-12 RMOT.** | 1~230 V, 50/60 Hz | 11.1 | 2186336 | L | **2,551.–** |
| **Stratos MAXO/-D 40/0.5-16 RMOT.** | 1~230 V, 50/60 Hz | 11.1 | 2186337 | L | **3,503.–** |
| **Stratos MAXO/-D 50/0.5-6 RMOT.** | 1~230 V, 50/60 Hz | 8.1 | 2186338 | L | **2,426.–** |
| **Stratos MAXO/-D 50/0.5-8 RMOT.** | 1~230 V, 50/60 Hz | 11 | 2186339 | L | **2,789.–** |
| **Stratos MAXO/-D 50/0.5-9 RMOT.** | 1~230 V, 50/60 Hz | 11 | 2186340 | L | **3,150.–** |
| **Stratos MAXO/-D 50/0.5-12 RMOT.** | 1~230 V, 50/60 Hz | 11.1 | 2186341 | L | **3,361.–** |
| **Stratos MAXO 50/0.5-14 RMOT.** | 1~230 V, 50/60 Hz | 17.5 | 2186342 | L | **4,106.–** |
| **Stratos MAXO/-D 50/0.5-16 RMOT.** | 1~230 V, 50/60 Hz | 18.6 | 2186343 | L | **4,561.–** |
| **Stratos MAXO/-D 65/0.5-6 RMOT.** | 1~230 V, 50/60 Hz | 11.1 | 2186344 | L | **2,957.–** |
| **Stratos MAXO 65/0.5-9 RMOT.** | 1~230 V, 50/60 Hz | 11.1 | 2186345 | L | **3,412.–** |
| **Stratos MAXO/-D 65/0.5-12 RMOT.** | 1~230 V, 50/60 Hz | 17.5 | 2186346 | L | **3,836.–** |
| **Stratos MAXO/-D 65/0.5-16 RMOT.** | 1~230 V, 50/60 Hz | 18.6 | 2186347 | L | **4,664.–** |
| **Stratos MAXO/-D 80/0.5-6 RMOT.** | 1~230 V, 50/60 Hz | 17.5 | 2186348 | L | **3,993.–** |
| **Stratos MAXO/-D 80/0.5-12 RMOT.** | 1~230 V, 50/60 Hz | 18.6 | 2186349 | L | **5,092.–** |
| **Stratos MAXO/-D 80/0.5-16 RMOT.** | 1~230 V, 50/60 Hz | 18.6 | 2186350 | L | **6,110.–** |
| **Stratos MAXO 100/0.5-6 RMOT.** | 1~230 V, 50/60 Hz | 17.5 | 2186351 | L | **4,618.–** |
| **Stratos MAXO 100/0.5-12 RMOT.** | 1~230 V, 50/60 Hz | 18.6 | 2186352 | L | **6,155.–** |

🚚 = ready for delivery, L = supply availability, C = approx. 2 weeks, K = approx. 4 weeks, AX = up to 16 weeks delivery time, please inquire for every order, A = on request, 📞 = please contact Wilo
Subject to change – all prices do not include VAT. Our General Terms of Delivery and Service apply (see www.wilo.com/legal) – valid from 01/01/2022 in Germany.

**RMOT Stratos MAXO**




## Equipment/function

**For Wilo-Stratos MAXO-Z pumps in the event of replacement**

→ Functional unit with motor, impeller and electronic module

**Price group: PG17**

| Wilo spare motors RMOT | | | | | |
|---|---|---|---|---|---|
| **Type** | **Mains connection** | **Gross weight, approx.** | **Art. no.** | | |
| | | *m* kg | | 🚚 | EUR |
| **Stratos MAXO-Z 25/0.5-6 RMOT.** | 1~230 V, 50/60 Hz | 5.6 | 2186383 | L | **1,736.–** |
| **Stratos MAXO-Z 25/0.5-8 RMOT.** | 1~230 V, 50/60 Hz | 5.6 | 2186384 | L | **1,937.–** |
| **Stratos MAXO-Z 25/0.5-12 RMOT.** | 1~230 V, 50/60 Hz | 5.9 | 2186385 | L | **2,593.–** |
| **Stratos MAXO-Z 30/0.5-6 RMOT.** | 1~230 V, 50/60 Hz | 5.6 | 2186386 | L | **1,870.–** |
| **Stratos MAXO-Z 30/0.5-8 RMOT.** | 1~230 V, 50/60 Hz | 5.6 | 2186387 | L | **2,082.–** |
| **Stratos MAXO-Z 30/0.5-12 RMOT.** | 1~230 V, 50/60 Hz | 5.9 | 2186388 | L | **2,941.–** |
| **Stratos MAXO-Z 32/0.5-8 RMOT.** | 1~230 V, 50/60 Hz | 8.9 | 2186389 | L | **2,131.–** |
| **Stratos MAXO-Z 32/0.5-12 RMOT.** | 1~230 V, 50/60 Hz | 9.3 | 2186390 | L | **3,294.–** |
| **Stratos MAXO-Z 40/0.5-8 RMOT.** | 1~230 V, 50/60 Hz | 9.3 | 2186391 | L | **3,447.–** |
| **Stratos MAXO-Z 40/0.5-12 RMOT.** | 1~230 V, 50/60 Hz | 12.2 | 2186392 | L | **4,080.–** |
| **Stratos MAXO-Z 50/0.5-9 RMOT.** | 1~230 V, 50/60 Hz | 11 | 2186393 | L | **5,041.–** |
| **Stratos MAXO-Z 65/0.5-12 RMOT.** | 1~230 V, 50/60 Hz | 19.5 | 2186394 | L | **6,139.–** |



## Equipment/function

**For Wilo-Yonos MAXO/Yonos MAXO-D pumps in the event of replacement**

→ Functional unit with motor, impeller and electronic module

**Price group: PG2**

**Wilo spare motors RMOT**

| Type | Mains connection | Gross weight, approx. | Art. no. | | |
|---|---|---|---|---|---|
| | | *m* kg | | 🚚 | EUR |
| **Yonos MAXO 25/0.5-7 RMOT.** | 1~230 V, 50/60 Hz | 3.4 | 2146235 | L | **1,017.–** |
| **Yonos MAXO 25/0.5-10 RMOT.** | 1~230 V, 50/60 Hz | 3.4 | 2146236 | L | **1,110.–** |
| **Yonos MAXO 25/0.5-12 RMOT.** | 1~230 V, 50/60 Hz | 4.9 | 2146237 | L | **1,367.–** |
| **Yonos MAXO 30(-D 32)/0.5-7 RMOT.** | 1~230 V, 50/60 Hz | 3.4 | 2146238 | L | **1,144.–** |
| **Yonos MAXO 30/0.5-10 RMOT.** | 1~230 V, 50/60 Hz | 3.4 | 2146239 | L | **1,198.–** |
| **Yonos MAXO 30/0.5-12 RMOT.** | 1~230 V, 50/60 Hz | 4.9 | 2146240 | L | **1,551.–** |
| **Yonos MAXO 32/0.5-10 RMOT.** | 1~230 V, 50/60 Hz | 3.4 | 2210115 | L | **1,250.–** |
| **Yonos MAXO/-D 32/0.5-11 RMOT.** | 1~230 V, 50/60 Hz | 5.1 | 2146475 | L | **1,738.–** |
| **Yonos MAXO 40/0.5-4 RMOT.** | 1~230 V, 50/60 Hz | 3.4 | 2146241 | L | **1,183.–** |
| **Yonos MAXO /-D 40/0.5-8 RMOT.** | 1~230 V, 50/60 Hz | 4.9 | 2146242 | L | **1,818.–** |
| **Yonos MAXO/-D 40/0.5-12 RMOT.** | 1~230 V, 50/60 Hz | 6.1 | 2146243 | L | **2,153.–** |
| **Yonos MAXO /-D 40/0.5-16 RMOT.** | 1~230 V, 50/60 Hz | 14.1 | 2146244 | L | **2,957.–** |
| **Yonos MAXO 50/0.5-8 RMOT.** | 1~230 V, 50/60 Hz | 4.9 | 2146245 | L | **2,356.–** |
| **Yonos MAXO /-D 50/0.5-9 RMOT.** | 1~230 V, 50/60 Hz | 6.1 | 2146246 | L | **2,659.–** |
| **Yonos MAXO/-D 50/0.5-12 RMOT.** | 1~230 V, 50/60 Hz | 6.1 | 2146247 | L | **2,824.–** |
| **Yonos MAXO /-D 50/0.5-16 RMOT.** | 1~230 V, 50/60 Hz | 15.5 | 2146248 | L | **3,590.–** |
| **Yonos MAXO 65/0.5-9 RMOT.** | 1~230 V, 50/60 Hz | 6.1 | 2146249 | L | **2,893.–** |
| **Yonos MAXO /-D 65/0.5-12 RMOT.** | 1~230 V, 50/60 Hz | 14.1 | 2146250 | L | **3,237.–** |
| **Yonos MAXO /-D 65/0.5-16 RMOT.** | 1~230 V, 50/60 Hz | 15.5 | 2146251 | L | **3,935.–** |
| **Yonos MAXO /-D 80/0.5-6 RMOT.** | 1~230 V, 50/60 Hz | 14.1 | 2146252 | L | **3,372.–** |
| **Yonos MAXO /-D 80/0.5-12 RMOT.** | 1~230 V, 50/60 Hz | 15.5 | 2146253 | L | **4,366.–** |
| **Yonos MAXO 100/0.5-12 RMOT.** | 1~230 V, 50/60 Hz | 15.5 | 2146254 | L | **5,222.–** |

🚚 = ready for delivery, L = supply availability, C = approx. 2 weeks, K = approx. 4 weeks, AX = up to 16 weeks delivery time, please inquire for every order, A = on request, 📞 = please contact Wilo
Subject to change – all prices do not include VAT. Our General Terms of Delivery and Service apply (see www.wilo.com/legal) – valid from 01/01/2022 in Germany.




## Equipment/function

**For Wilo-Yonos MAXO-Z pumps for replacement cases**

→ Functional unit with motor, impeller and electronic module

**Price group: PG2**

| Wilo spare motors RMOT | | | | | |
|---|---|---|---|---|---|
| **Type** | **Mains connection** | **Gross weight, approx.** | **Art. no.** | | |
| | | *m* kg | | 🚚 | EUR |
| **Yonos MAXO-Z 25/0,5-7 RMOT.** | 1~230 V, 50/60 Hz | 3.4 | 2191261 | L | **1,417.–** |
| **Yonos MAXO-Z 25/0,5-10 RMOT.** | 1~230 V, 50/60 Hz | 3.4 | 2191262 | L | **1,775.–** |
| **Yonos MAXO-Z 30/0,5-7 RMOT.** | 1~230 V, 50/60 Hz | 3.4 | 2191263 | L | **1,593.–** |
| **Yonos MAXO-Z 30/0,5-12 RMOT.** | 1~230 V, 50/60 Hz | 4.9 | 2191264 | L | **2,172.–** |
| **Yonos MAXO-Z 40/0,5-8 RMOT.** | 1~230 V, 50/60 Hz | 4.9 | 2191265 | L | **2,908.–** |
| **Yonos MAXO-Z 40/0,5-12 RMOT.** | 1~230 V, 50/60 Hz | 6.1 | 2191266 | L | **3,228.–** |
| **Yonos MAXO-Z 50/0,5-9 RMOT.** | 1~230 V, 50/60 Hz | 6.1 | 2191267 | L | **3,988.–** |
| **Yonos MAXO-Z 65/0,5-12 RMOT.** | 1~230 V, 50/60 Hz | 14.1 | 2191268 | L | **5,182.–** |




## Equipment/function

**For Wilo-Stratos/Stratos-D pumps in the event of replacement**

→ Functional unit with motor, impeller and electronic module

**Price group: PG2**

**Wilo spare motors RMOT**

| Type | Mains connection | Gross weight, approx. | Art. no. | | |
|---|---|---|---|---|---|
| | | *m* kg | | | EUR |
| **STRATOS 25/1-4 RMOT.** | 1~230 V, 50/60 Hz | 4.3 | 2119570 | C | **856.–** |
| **STRATOS 25/1-6 RMOT.CAN** | 1~230 V, 50/60 Hz | 4.3 | 2095080 | C | **1,084.–** |
| **STRATOS 25/1-8 RMOT.CAN** | 1~230 V, 50/60 Hz | 4.3 | 2095081 | C | **1,203.–** |
| **STRATOS 25/1-10 RMOT.** | 1~230 V, 50/60 Hz | 4.3 | 2119571 | C | **1,305.–** |
| **STRATOS 25/1-12 RMOT.** | 1~230 V, 50/60 Hz | 5 | 2146520 | C | **1,609.–** |
| **STRATOS 30/1-4 RMOT.** | 1~230 V, 50/60 Hz | 4.3 | 2119572 | C | **1,060.–** |
| **STRATOS 30/1-6 RMOT.CAN** | 1~230 V, 50/60 Hz | 4.3 | 2095082 | C | **1,178.–** |
| **STRATOS 30(-D 32)/1-8 RMOT.CAN** | 1~230 V, 50/60 Hz | 4.3 | 2095083 | C | **1,292.–** |
| **STRATOS 30/1-10 RMOT.** | 1~230 V, 50/60 Hz | 4.3 | 2119573 | C | **1,410.–** |
| **STRATOS 30/1-12 RMOT.CAN** | 1~230 V, 50/60 Hz | 5.1 | 2095084 | C | **1,825.–** |
| **STRATOS 32/1-10 RMOT.** | 1~230 V, 50/60 Hz | 4.3 | 2119574 | C | **1,472.–** |
| **STRATOS /-D 32/1-12 RMOT.CAN** | 1~230 V, 50/60 Hz | 3.5 | 2095085 | L | **2,046.–** |
| **STRATOS 40/1-4 RMOT.CAN** | 1~230 V, 50/60 Hz | 4.3 | 2095086 | C | **1,395.–** |
| **STRATOS /-D 40/1-8 RMOT.CAN** | 1~230 V, 50/60 Hz | 5.2 | 2095087 | L | **2,140.–** |
| **STRATOS 40/1-10 RMOT.** | 1~230 V, 50/60 Hz | 4.3 | 2119575 | C | **1,809.–** |
| **STRATOS /-D 40/1-12 RMOT.CAN** | 1~230 V, 50/60 Hz | 7.2 | 2095088 | C | **2,533.–** |
| **STRATOS /-D 40/1-16 RMOT.** | 1~230 V, 50/60 Hz | 14.1 | 2146337 | C | **3,479.–** |
| **Stratos 50/1-6 RMOT.** | 1~230 V, 50/60 Hz | 5.2 | 2151883 | C | **2,375.–** |
| **STRATOS /-D 50/1-8 RMOT.CAN** | 1~230 V, 50/60 Hz | 5.2 | 2095089 | C | **2,771.–** |
| **STRATOS /-D 50/1-9 RMOT.CAN** | 1~230 V, 50/60 Hz | 7.2 | 2095090 | C | **3,129.–** |
| **STRATOS 50/1-10 RMOT.** | 1~230 V, 50/60 Hz | 4.3 | 2119576 | C | **2,057.–** |
| **STRATOS /-D 50/1-12 RMOT.CAN** | 1~230 V, 50/60 Hz | 7.2 | 2095091 | C | **3,339.–** |
| **STRATOS /-D 50/1-16 RMOT.** | 1~230 V, 50/60 Hz | 15.2 | 2146338 | C | **4,533.–** |
| **Stratos 65/1-6 RMOT.** | 1~230 V, 50/60 Hz | 7.2 | 2151884 | C | **2,923.–** |
| **STRATOS 65/1-9 RMOT.CAN** | 1~230 V, 50/60 Hz | 7.2 | 2095092 | C | **3,389.–** |
| **STRATOS /-D 65/1-12 RMOT.CAN** | 1~230 V, 50/60 Hz | 11.6 | 2095093 | C | **3,810.–** |
| **STRATOS /-D 65/1-12 RMOT.(SW>=6.12)** | 1~230 V, 50/60 Hz | 11.6 | 2163268 | C | **3,810.–** |
| **STRATOS /-D 65/1-16 RMOT.** | 1~230 V, 50/60 Hz | 15.2 | 2146339 | C | **4,632.–** |
| **STRATOS /-D 80/1-6 RMOT.** | 1~230 V, 50/60 Hz | 13 | 2163269 | C | **3,967.–** |
| **STRATOS /-D 80/1-12 RMOT.CAN** | 1~230 V, 50/60 Hz | 13 | 2095094 | C | **5,058.–** |
| **Stratos 100/1-6 RMOT.** | 1~230 V, 50/60 Hz | 13 | 2151886 | C | **4,701.–** |
| **STRATOS 100/1-12 RMOT.CAN** | 1~230 V, 50/60 Hz | 13 | 2095095 | C | **6,113.–** |

= ready for delivery, L = supply availability, C = approx. 2 weeks, K = approx. 4 weeks, AX = up to 16 weeks delivery time, please inquire for every order, A = on request, = please contact Wilo
Subject to change – all prices do not include VAT. Our General Terms of Delivery and Service apply (see www.wilo.com/legal) – valid from 01/01/2022 in Germany.




## Equipment/function

**For Wilo-Stratos-Z/Stratos-ZD pumps in the event of replacement**

→ Functional unit with motor, impeller and electronic module

**Price group: PG2**

**Wilo spare motors RMOT**

| Type | Mains connection | Gross weight, approx. | Art. no. | | |
|---|---|---|---|---|---|
| | | *m* kg | | | EUR |
| **Stratos-Z 25/1-8 RMOT** | 1~230 V, 50/60 Hz | 4.3 | 2095096 | C | **2,096.–** |
| **Stratos-Z 30/1-8 RMOT** | 1~230 V, 50/60 Hz | 4.3 | 2095097 | C | **2,317.–** |
| **Stratos-Z 30/1-12 RMOT** | 1~230 V, 50/60 Hz | 3.5 | 2095098 | C | **2,954.–** |
| **Stratos-ZD 32/1-12 RMOT** | 1~230 V, 50/60 Hz | 4.5 | 2095099 | C | **3,221.–** |
| **Stratos-Z 40/1-8 RMOT** | 1~230 V, 50/60 Hz | 5.2 | 2095100 | C | **3,324.–** |
| **Stratos-Z 40/1-12 RMOT** | 1~230 V, 50/60 Hz | 7.2 | 2095101 | C | **4,076.–** |
| **Stratos-Z 50/1-9 RMOT** | 1~230 V, 50/60 Hz | 7.2 | 2095102 | C | **5,031.–** |




## Equipment/function

→ Function unit with motor, impeller and terminal box

**For Wilo-TOP-Z/-ZV pumps in the event of replacement**

**Price group: PG2**

**Wilo spare motors RMOT**

| Type | Mains connection | Gross weight, approx. | Art. no. | | |
|---|---|---|---|---|---|
| | | *m* kg | | 🚚 | EUR |
| **TOP-Z 20/4 EM RMOT.** | 1~230 V, 50 Hz | 3.4 | 2115468 | C | **991.–** |
| **TOP-Z 20/4 DM RMOT.** | 3~400 V, 50 Hz | 3.4 | 2115469 | C | **935.–** |
| **TOP-Z25/6 EM RMOT.** | 1~230 V, 50 Hz | 3.5 | 2064235 | C | **1,041.–** |
| **TOP-Z25/6 DM RMOT.** | 3~400 V, 50 Hz | 3.5 | 2122051 | C | **978.–** |
| **TOP-Z25/10 EM PN6/10 RMOT.** | 1~230 V, 50 Hz | 5.2 | 2087600 | L | **1,690.–** |
| **TOP-Z 25/10 DM RMOT.** | 3~400 V, 50 Hz | 5.2 | 2175537 | C | ✆ |
| **TOP-Z/ZV30/7 EM RMOT.** | 1~230 V, 50 Hz | 3.3 | 2048350 | L | **1,073.–** |
| **TOP-Z/ZV30/7 DM RMOT.** | 3~400 V, 50 Hz | 3.3 | 2048351 | L | **1,018.–** |
| **TOP-Z30/10 EM PN6/10 RMOT.** | 1~230 V, 50 Hz | 5 | 2090117 | C | **1,690.–** |
| **TOP-Z 30/10 DM PN6/10 RMOT.** | 3~400 V, 50 Hz | 5.4 | 2176066 | C | **1,598.–** |
| **TOP-Z40/7 EM GG/RG RMOT.** | 1~230 V, 50 Hz | 4.8 | 2046683 | L | **1,626.–** |
| **TOP-Z 40/7 DM GG/RG RMOT.** | 3~400 V, 50 Hz | 4.8 | 2176067 | L | **1,499.–** |
| **TOP-Z 50/7 DM GG/RG RMOT.** | 3~400 V, 50 Hz | 8 | 2176069 | L | **2,129.–** |
| **TOP-Z/ZV 65/10 DM RMOT** | 3~400 V, 50 Hz | 13 | 2176070 | L | **3,676.–** |
| **TOP-Z 80/10 DM GG/RG RMOT.** | 3~400 V, 50 Hz | 13.5 | 2176071 | C | **4,425.–** |

🚚 = ready for delivery, L = supply availability, C = approx. 2 weeks, K = approx. 4 weeks, AX = up to 16 weeks delivery time, please inquire for every order, A = on request, ✆ = please contact Wilo
Subject to change – all prices do not include VAT. Our General Terms of Delivery and Service apply (see www.wilo.com/legal) – valid from 01/01/2022 in Germany.

**Price group: PG3**

**Additional charges for mechanical seals for applications in cooling/air-conditioning systems, glycol proportion 20% to 40%, +40°C to +120°C; Glycol proportion from 40% to 50%, -20°C to +120°C**

| Mechanical seal group | Code | Version | double pump | | single-head pump | |
|---|---|---|---|---|---|---|
| | | | | | | |
| **3** | S1 | Q1Q1X4GG | – | – | K | |
| **4** | S1 | Q1Q1X4GG | K | | K | |
| **5** | S1 | Q1Q1X4GG | K | | K | |
| **6** | S1 | Q1Q1X4GG | K | | K | |
| **7** | S1 | Q1Q1X4GG | K | | K | |
| **8** | S1 | Q1Q1X4GG | K | | K | |
| **9** | S1 | Q1Q1X4GG | – | | K | |
| **10** | S1 | Q1Q1X4GG | – | | K | |
| **11** | S1 | Q1Q1X4GG | K | | K | |
| **12** | S1 | Q1Q1X4GG | – | | K | |
| **13** | S1 | Q1Q1X4GG | A | | A | |
| **14** | S1 | Q1Q1X4GG | A | | A | |
| **15** | S1 | Q1Q1X4GG | A | | A | |
| **16** | S1 | Q1Q1X4GG | A | | A | |
| **20** | S1 | Q1Q1X4GG | – | | A | |
| **21** | S1 | Q1Q1X4GG | – | | A | |

Version consisting of mechanical seal and housing sealing

**Price group: PG3**

**Additional charges for mechanical seals for applications in water oil emulsions and water with oil proportions up to 90°C**

| Mechanical seal group | Code | Version | double pump | | single-head pump | |
|---|---|---|---|---|---|---|
| | | | | | | |
| **3** | S2 | AQ1VGG | K | | K | |
| **4** | S2 | AQ1VGG | K | | K | |
| **5** | S2 | AQ1VGG | K | | K | |
| **6** | S2 | AQ1VGG | K | | K | |
| **7** | S2 | AQ1VGG | K | | K | |
| **8** | S2 | AQ1VGG | K | | K | |
| **10** | S2 | AQ1VGG | – | | K | |

Version consisting of mechanical seal and housing sealing

= ready for delivery, L = supply availability, C = approx. 2 weeks, K = approx. 4 weeks, AX = up to 16 weeks delivery time, please inquire for every order, A = on request, = please contact Wilo
Subject to change – all prices do not include VAT. Our General Terms of Delivery and Service apply (see www.wilo.com/legal) – valid from 01/01/2022 in Germany.

**Price group: PG15**

**Spare parts: Mechanical seals**

| Mechanical seal group | For Wilo pumps | Art. no. S1 version | | | Art. no. standard version | | |
|---|---|---|---|---|---|---|---|
| | | | 🚚 | EUR | | 🚚 | EUR |
| **1** | IPn, DPn, Bn | – | – | **–** | 120613693 | L | **237.–** |
| **2** | IPn, DPn, Bn | – | – | **–** | 120613796 | L | **629.–** |
| **3** | IPL, DPL, IP-E, DP-E | 2062360 | L | **192.–** | 122097593 | L | **154.–** |
| **4** | IL, DL, BL, IL-E, DL-E, IL-E...BF, BL-E, IPL, DPL | 2064430 | L | **199.–** | 2026901 | L | **154.–** |
| **5** | IL, DL, BL, IL-E, DL-E, IL-E...BF, BL-E, Stratos GIGA, Stratos GIGA-D, Stratos-GIGA-B, IPL, DPL | 2064431 | L | **244.–** | 2026902 | L | **170.–** |
| **6** | IL, DL, BL, IL-E, DL-E, IL-E...BF, BL-E, Stratos GIGA, Stratos GIGA-D, Stratos-GIGA-B | 2064432 | L | **268.–** | 2026903 | L | **186.–** |
| **7** | IL, DL, BL, IL-E, DL-E, IL-E...BF, BL-E, Stratos GIGA, Stratos GIGA-D | 2064433 | L | **372.–** | 2052335 | L | **212.–** |
| **8** | IL, DL, BL, IL-E, DL-E, IL-E...BF, BL-E | 2064434 | L | **562.–** | 2052336 | L | **280.–** |
| **9** | IL, DL, BL, IL-E, DL-E, IL-E...BF, BL-E | 2064435 | C | **3,302.–** | 2056452 | L | **1,533.–** |
| **10** | IPL 25..., IPL 30..., IPL 40... | 2085857 | L | **142.–** | 2087788 | L | **106.–** |
| **11** | Stratos GIGA , Stratos GIGA-D, Stratos-GIGA-B | 2132518 | L | **239.–** | 2125211 | L | **154.–** |
| **12** | IL, DL, BL | 2195047 | L | **413.–** | 2195046 | L | **169.–** |
| **13** | IL, DL, BL | 2195049 | L | **446.–** | 2194977 | L | **241.–** |
| **14** | IL, DL, BL | 2192844 | L | **1,061.–** | 2178970 | L | **457.–** |
| **15** | IL, DL, BL | 2192848 | C | **3,177.–** | 2178983 | L | **1,358.–** |
| **16** | IL, DL, BL | 2196614 | K | **1,956.–** | 2196613 | L | **742.–** |

Version consisting of mechanical seal and housing sealing

**Additional charges, special motors**

| Type | | Price group | Price |
|---|---|---|---|
| | 🚚 | | |
| **400/690 V, 50 Hz, up to 4 kW; 230/400 V, 50 Hz, up to 3 kW; 1 x 230 V, 50 Hz; 3 x 500 V, 50 Hz; 3 x 415 V, 50 Hz** | A | PG3 | Plus 10% of the price of the correspondent standard pump |
| **Other voltages; frequency 60 Hz; explosion-protected motors; all other special versions** | A | PG3 | On request |

**Notes:**
The standard voltage of three-phase motors for voltages according to DIN IEC 60038 (mains voltage) may have a tolerance of ±10 %. Electronically controlled glanded pumps cannot be supplied with special motors.

**Price group: PG15**

**Blind flanges for glandless pumps**

| Type | For Wilo pumps | Art. no. | | |
|---|---|---|---|---|
| | | | | EUR |
| **Blind flange size 22 SET** | TOP... 30/5, 32/7, 40/3 | 2016008 | L | **77.–** |
| **Blind flange size 32 SET** | TOP... 32/10, 40/7 | 2016009 | L | **104.–** |
| **Blind flange size 42 SET** | TOP... 40/10, 50/7, 50/10, 65/10(450W), 80/7(450W) | 2007496 | L | **110.–** |
| **Blind flange size 52 SET** | TOP... 40/15, 50/15, 65/10, 65/13, 65/15, 80/10 | 2007497 | L | **124.–** |
| **Blind flange size 72 SET** | TOP... 80/15, 80/20 | 2094641 | L | **163.–** |
| **Blind flange Gr.23 SET** | Stratos-D 32/1-8; Yonos MAXO-D 32/0,5-7; Stratos MAXO-D 30/0,5-6, 30/0,5-10, 32/0,5-8, 32/0,5-12, 40/0,5-8, 50/0,5-6 | 2049280 | L | **101.–** |
| **Blind flange size 33 SET** | Stratos-D 32/1-12, 40/1-8, 50/1-8; Yonos MAXO-D 32/0,5-11, 40/0,5-8 | 2049991 | L | **104.–** |
| **Blind flange size 43 SET** | Stratos-D 40/1-12, 50/1-9, 50/1-12; Yonos MAXO-D 40/0,5-12, 50/0,5-9, 50/0,5-12; Stratos MAXO-D 40/0,5-12, 40/0,5-16, 50/0,5-8, 50/0,5-9, 50/0,5-12, 65/0,5-6 | 2049992 | L | **115.–** |
| **Blind flange size 53/63 SET** | Stratos-D 40/1-16, 50/1-16, 65/1-12, 65/1-16, 80/1-6, 80/1-12; Yonos MAXO-D 40/0,5-16, 65/0,5-12, 50/0,5-16, 65/0,5-16, 80/0,5-12; Stratos MAXO-D 50/0,5-16, 65/0,5-12, 65/0,5-16, 80/0,5-6, 80/0,5-12, 80/0,5-16 | 2049279 | L | **163.–** |

**Price group: PG14**

**Blind flanges for glanded pumps**

| Type | Code | Art. no. | | |
|---|---|---|---|---|
| | | | | EUR |
| **Blind flange P154 set** | G | 2023965 | L | **108.–** |
| **Blind flange P165-D112 set** | I | 2179210 | L | **183.–** |
| **Blind flange P165-D136 set** | J | 2179211 | L | **183.–** |
| **Blind flange P170 set** | H | 2023981 | L | **129.–** |
| **Blind flange P188 set** | F | 2023964 | L | **197.–** |
| **Blind flange P190 set** | A | 2040970 | L | **320.–** |
| **Blind flange P215-D136 set** | K | 2179212 | L | **367.–** |
| **Blind flange P215-D164 set** | L | 2179213 | L | **367.–** |
| **Blind flange P228 set** | B | 2040971 | L | **365.–** |
| **Blind flange P270 set** | C | 2042861 | L | **447.–** |
| **Blind flange P330 set** | D | 2052701 | L | **500.–** |
| **Blind flange P400 set** | E | 2052702 | L | **755.–** |

= ready for delivery, L = supply availability, C = approx. 2 weeks, K = approx. 4 weeks, AX = up to 16 weeks delivery time, please inquire for every order, A = on request, = please contact Wilo
Subject to change – all prices do not include VAT. Our General Terms of Delivery and Service apply (see www.wilo.com/legal) – valid from 01/01/2022 in Germany.




Direction-of-rotation indicator




IR-Stick

**Price group: PG14**

| Accessories for Wilo pumps with Infrared interface | | | | |
|---|---|---|---|---|
| **Type** | **Description** | **Art. no.** | | |
| | | | 🚚 | EUR |
| **IR-Stick** | USB stick for wireless data exchange for all electronically controlled Wilo pumps with infra-red interface; can be adapted to a Windows laptop with a USB interface. The IR-Stick, together with the supplied Wilo software (CD-ROM), makes it possible to read out and save data records for pumps as well as the sending of previously defined pump settings. | 2109467 | L | **277.-** |

**Price group: PG18**

| Accessories for glandless pumps | | | | |
|---|---|---|---|---|
| **Type** | **Description** | **Art. no.** | | |
| | | | 🚚 | EUR |
| **Wilo direction-of-rotation indicator** | Direction of rotation indicator (5 pcs. in the scope of delivery) for a contactless check/ display of the direction of rotation of glandless pumps in 1~ or 3 ~ version. | 2095967 | L | **51.-** |

# Standard glandless circulators for non-EU markets

**Inside the EU***
According to the ErP Directive (2009/125/EG) with ordinances (EG) 641/2009 and (EG) 622/2012, uncontrolled standard glandless circulators are no longer allowed to be sold in the EU from 1 January 2013 on.

Exceptions to this rule are products like for example glandless circulators which are integrated in heat generators. These exceptions apply until the Directive prescribes also the replacement of newly installed heat generators or solar stations from August 2015 on.

**Outside the EU**
Pumps of the following series are allowed to be further distributed outside the EU, however in compliance with the legislation in force in these countries.

Star-RS/RSD
TOP-S/SD
TOP-RL
Star-STG

**Note**
An energy efficiency evaluation and a CE conformity declaration (CE mark) do no longer exist for these products.

*Austria, Belgium, Bulgaria, Cyprus, Czech Republic, Denmark, Estonia, Finland, France, Germany, Greece, Hungary, Ireland, Italy, Latvia, Lithuania, Luxemburg, Malta, Netherlands, Poland, Portugal, Romania, Slovakia, Slovenia, Spain, Sweden, Great Britain

+ Croatia (EU member from 2013 on), + Turkey (candidate country), + Serbia (candidate country)

+ 4 countries of the EFTA (European Free Trade Association) Iceland, Norway, Liechtenstein, Switzerland



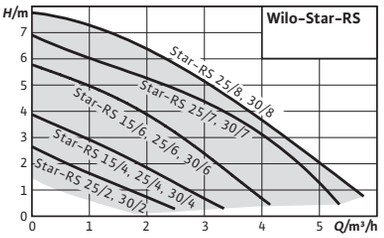


| Accessories | Page |
|---|---|
| Pipe installation/ screwed connection | 205 |
| Pipe installation/ adapter fitting | 207 |
| Thermal insulation | 224 |

## Wilo-Star-RS

### Construction
Glandless circulator with threaded connection. Preselectable speed stages for power adjustment

### Application
Hot-water heating systems of all kinds, industrial circulation systems, cold water systems and air-conditioning systems

### Scope of delivery
- → Pump
- → Gaskets
- → Installation and operating instructions

### Options
- → Version ...RG with housing made of red brass
- → Version ... -130 with short overall length of -130 mm

### Your advantages
- → Suitable for any installation location with a horizontal shaft; terminal box in 3-6-9-12 o'clock position
- → Three preselectable speed stages for load adjustment
- → Easy and safe installation due to practical wrench attachment point on pump body
- → Simplified electrical installation due to terminal box with removable threaded cable connection that can be used on both sides; quick connection with spring clips

**Price group: PG1**

**Ordering information**

| | Pump connection | Port-to-port length | Max. operating pressure | Mains connection | Gross weight, approx. | Pieces per pallet | Art. no. | | |
|---|---|---|---|---|---|---|---|---|---|
| | | *L0* mm | *p* bar | | *m* kg | | | | EUR |
| **Star-RS 15/4** | G 1 | 130 | 10 | 1~230 V, 50 Hz | 2.2 | 280 | 4063802 | C | **302.-** |
| **Star-RS 15/6** | G 1 | 130 | 10 | 1~230 V, 50 Hz | 2.3 | 280 | 4063803 | C | **355.-** |
| **Star-RS 25/2** | G 1½ | 180 | 10 | 1~230 V, 50 Hz | 2.5 | 256 | 4032952 | C | **295.-** |
| **Star-RS 25/4** | G 1½ | 180 | 10 | 1~230 V, 50 Hz | 2.5 | 256 | 4032954 | C | **300.-** |
| **Star-RS 25/4-130** | G 1½ | 130 | 10 | 1~230 V, 50 Hz | 2.3 | 280 | 4033776 | C | **339.-** |
| **Star-RS 25/4-RG** | G 1½ | 180 | 10 | 1~230 V, 50 Hz | 2.7 | 256 | 4035758 | C | **547.-** |

= ready for delivery, L = supply availability, C = approx. 2 weeks, K = approx. 4 weeks, AX = up to 16 weeks delivery time, please inquire for every order, A = on request, = please contact Wilo
Subject to change – all prices do not include VAT. Our General Terms of Delivery and Service apply (see www.wilo.com/legal) – valid from 01/01/2022 in Germany.

**Star-RS**

**Price group: PG1**

## Ordering information

| | Pump connection | Port-to-port length | Max. operating pressure | Mains connection | Gross weight, approx. | Pieces per pallet | Art. no. | | |
|---|---|---|---|---|---|---|---|---|---|
| | | *L0* mm | *p* bar | | *m* kg | | | | EUR |
| **Star-RS 25/6** | G 1½ | 180 | 10 | 1~230 V, 50 Hz | 2.7 | 256 | 4032956 | C | **343.–** |
| **Star-RS 25/6-130** | G 1½ | 130 | 10 | 1~230 V, 50 Hz | 2.5 | 280 | 4033782 | C | **365.–** |
| **Star-RS 25/6-RG** | G 1½ | 180 | 10 | 1~230 V, 50 Hz | 2.8 | 256 | 4035761 | K | **604.–** |
| **Star-RS 25/7** | G 1½ | 180 | 10 | 1~230 V, 50 Hz | 2.9 | 256 | 4037310 | C | **533.–** |
| **Star-RS 25/8** | G 1½ | 180 | 10 | 1~230 V, 50 Hz | 3.6 | 140 | 4094258 | C | **723.–** |
| **Star-RS 30/2** | G 2 | 180 | 10 | 1~230 V, 50 Hz | 2.7 | 256 | 4033760 | C | **328.–** |
| **Star-RS 30/4** | G 2 | 180 | 10 | 1~230 V, 50 Hz | 2.7 | 256 | 4033765 | C | **329.–** |
| **Star-RS 30/6** | G 2 | 180 | 10 | 1~230 V, 50 Hz | 2.8 | 256 | 4033770 | C | **399.–** |
| **Star-RS 30/7** | G 2 | 180 | 10 | 1~230 V, 50 Hz | 3 | 256 | 4037311 | C | **550.–** |
| **Star-RS 30/8** | G 2 | 180 | 10 | 1~230 V, 50 Hz | 3.7 | 140 | 4094375 | C | **740.–** |



= ready for delivery, L = supply availability, C = approx. 2 weeks, K = approx. 4 weeks, AX = up to 16 weeks delivery time, please inquire for every order, A = on request, = please contact Wilo
Subject to change – all prices do not include VAT. Our General Terms of Delivery and Service apply (see www.wilo.com/legal) – valid from 01/01/2022 in Germany.




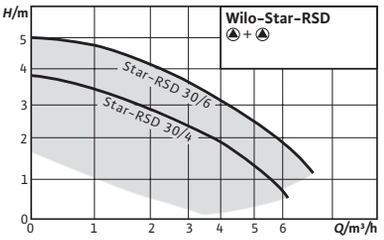


| Accessories | Page |
|---|---|
| Pipe installation/ screwed connection | 205 |
| Pipe installation/ adapter fitting | 207 |

## Wilo-Star-RSD

### Construction
Glandless twin-head circulator with threaded connection; Preselectable speed stages for power adjustment

### Application
Hot-water heating systems of all kinds, industrial circulating systems, cold-water systems and air-conditioning systems

### Scope of delivery
- → Twin-head pump
- → Gaskets
- → Installation and operating instructions

### Your advantages
- → Twin-head pump for single or parallel operation
- → Suitable for every installation position with horizontal shaft; terminal box in 3-6-9-12 o'clock position
- → Increased reliability in individual operation due to the constant availability of a standby unit ready for operation

**Price group: PG1**

**Ordering information**

| | Pump connection | Port-to-port length | Max. operating pressure | Mains connection | Gross weight, approx. | Pieces per pallet | Art. no. | | |
|---|---|---|---|---|---|---|---|---|---|
| | | *L0* mm | *p* bar | | *m* kg | | | | EUR |
| **Star-RSD 30/4** | G 2 | 180 | 10 | 1~230 V, 50 Hz | 5.2 | 108 | 4035759 | C | **976.-** |
| **Star-RSD 30/6** | G 2 | 180 | 10 | 1~230 V, 50 Hz | 5.6 | 108 | 4035763 | C | **1,120.-** |

= ready for delivery, L = supply availability, C = approx. 2 weeks, K = approx. 4 weeks, AX = up to 16 weeks delivery time, please inquire for every order, A = on request, = please contact Wilo
Subject to change – all prices do not include VAT. Our General Terms of Delivery and Service apply (see www.wilo.com/legal) – valid from 01/01/2022 in Germany.

**Star-RSD**




| Accessories | Page |
|---|---|
| Pipe installation/ screwed connection | 205 |
| Pipe installation/ counter flange | 206 |
| Pipe installation/ adapter fitting | 207 |
| Motor protection | 257 |
| Switching Plug | 258 |



# Wilo-TOP-S

## Construction
Glandless circulator with screwed connection or flange connection.

## Application
Hot-water heating systems of all kinds, industrial circulation systems, air-conditioning systems and closed cooling circuits

## Scope of delivery
- → Pump
- → Thermal insulation
- → Including gaskets for threaded connection
- → Washers for flange screws (for nominal connection diameters DN 40 – DN 65)
- → Installation and operating instructions

## Your advantages
- → Direction of rotation signal lamp for displaying the correct sense of rotation (only with 3~)
- → Manual power adjustment with 3 speed stages
- → Pump housing with cataphoretic coating (KTL) protects against corrosion due to condensation formation

## Options
- → Version for special voltages on request.

**Price group: PG2**

**Ordering information**

| | Pump connection | Port-to-port length | Max. operating pressure | Mains connection | Gross weight, approx. | Art. no. | | |
|---|---|---|---|---|---|---|---|---|
| | | *L0* mm | *p* bar | | *m* kg | | | EUR |
| **TOP-S 25/5** | G 1½ | 180 | 10 | 1~230 V, 50 Hz | 4.4 | 2044009 | L | **743.–** |
| **TOP-S 25/5** | G 1½ | 180 | 10 | 3~400 V, 50 Hz | 4.6 | 2044010 | C | **722.–** |
| **TOP-S 25/7** | G 1½ | 180 | 10 | 1~230 V, 50 Hz | 5.3 | 2048320 | L | **843.–** |
| **TOP-S 25/7** | G 1½ | 180 | 10 | 3~400 V, 50 Hz | 5.3 | 2048321 | L | **823.–** |
| **TOP-S 25/10** | G 1½ | 180 | 10 | 1~230 V, 50 Hz | 7.1 | 2061962 | L | **1,152.–** |
| **TOP-S 25/10** | G 1½ | 180 | 10 | 3~400 V, 50 Hz | 7 | 2165521 | L | **1,080.–** |
| **TOP-S 25/13** | G 1½ | 180 | 10 | 1~230 V, 50 Hz | 5.5 | 2084440 | C | **894.–** |
| **TOP-S 25/13** | G 1½ | 180 | 10 | 3~400 V, 50 Hz | 5.5 | 2084441 | C | **869.–** |
| **TOP-S 30/4** | G 2 | 180 | 10 | 1~230 V, 50 Hz | 5.1 | 2044011 | C | **868.–** |
| **TOP-S 30/4** | G 2 | 180 | 10 | 3~400 V, 50 Hz | 5.1 | 2044012 | C | **846.–** |

= ready for delivery, L = supply availability, C = approx. 2 weeks, K = approx. 4 weeks, AX = up to 16 weeks delivery time, please inquire for every order, A = on request, = please contact Wilo
Subject to change – all prices do not include VAT. Our General Terms of Delivery and Service apply (see www.wilo.com/legal) – valid from 01/01/2022 in Germany.

**Price group: PG2**

**Ordering information**

| | Pump connection | Port-to-port length | Max. operating pressure | Mains connection | Gross weight, approx. | Art. no. | | |
|---|---|---|---|---|---|---|---|---|
| | | *L0* mm | *p* bar | | *m* kg | | 🚚 | EUR |
| **TOP-S 30/5** | G 2 | 180 | 10 | 1~230 V, 50 Hz | 4.6 | 2044013 | C | **916.–** |
| **TOP-S 30/5** | G 2 | 180 | 10 | 3~400 V, 50 Hz | 4.7 | 2044014 | C | **898.–** |
| **TOP-S 30/7** | G 2 | 180 | 10 | 1~230 V, 50 Hz | 5.5 | 2048322 | L | **1,017.–** |
| **TOP-S 30/7** | G 2 | 180 | 10 | 3~400 V, 50 Hz | 5.6 | 2048323 | L | **993.–** |
| **TOP-S 30/10** | G 2 | 180 | 10 | 1~230 V, 50 Hz | 7.2 | 2066132 | L | **1,152.–** |
| **TOP-S 30/10** | G 2 | 180 | 10 | 3~400 V, 50 Hz | 7.2 | 2165522 | L | **1,080.–** |
| **TOP-S 40/4** | DN 40 | 220 | 10 | 1~230 V, 50 Hz | 10.4 | 2080040 | L | **1,404.–** |
| **TOP-S 40/4** | DN 40 | 220 | 10 | 3~400 V, 50 Hz | 10.6 | 2080041 | C | **1,345.–** |
| **TOP-S 40/7** | DN 40 | 250 | 10 | 1~230 V, 50 Hz | 12.5 | 2080042 | L | **1,730.–** |
| **TOP-S 40/7** | DN 40 | 250 | 10 | 3~400 V, 50 Hz | 12.5 | 2165523 | L | **1,585.–** |
| **TOP-S 40/10** | DN 40 | 250 | 10 | 3~400 V, 50 Hz | 16 | 2165525 | L | **1,973.–** |
| **TOP-S 40/10 2-SPEEDS** | DN 40 | 250 | 10 | 1~230 V, 50 Hz | 15.5 | 2165524 | L | **2,081.–** |
| **TOP-S 40/15** | DN 40 | 250 | 10 | 3~400 V, 50 Hz | 22.5 | 2165527 | L | **2,560.–** |
| **TOP-S 40/15 2-SPEEDS** | DN 40 | 250 | 10 | 1~230 V, 50 Hz | 22.6 | 2165526 | L | **2,696.–** |
| **TOP-S 50/4** | DN 50 | 240 | 10 | 1~230 V, 50 Hz | 13.9 | 2080048 | C | **2,028.–** |
| **TOP-S 50/4** | DN 50 | 240 | 10 | 3~400 V, 50 Hz | 14 | 2165528 | C | **1,870.–** |
| **TOP-S 50/7** | DN 50 | 280 | 10 | 3~400 V, 50 Hz | 17.8 | 2165530 | L | **2,000.–** |
| **TOP-S 50/7 2-SPEEDS** | DN 50 | 280 | 10 | 1~230 V, 50 Hz | 17 | 2165529 | L | **2,324.–** |
| **TOP-S 50/10** | DN 50 | 280 | 10 | 3~400 V, 50 Hz | 19 | 2165532 | L | **2,452.–** |
| **TOP-S 50/10 2-SPEEDS** | DN 50 | 280 | 10 | 1~230 V, 50 Hz | 19 | 2165531 | L | **2,787.–** |
| **TOP-S 50/15** | DN 50 | 340 | 10 | 3~400 V, 50 Hz | 26.8 | 2165533 | L | **2,968.–** |
| **TOP-S 65/7** | DN 65 | 280 | 10 | 3~400 V, 50 Hz | 19.5 | 2165535 | C | **2,482.–** |
| **TOP-S 65/7 2-SPEEDS** | DN 65 | 280 | 10 | 1~230 V, 50 Hz | 20.5 | 2165534 | C | **2,872.–** |
| **TOP-S 65/10** | DN 65 | 340 | 10 | 3~400 V, 50 Hz | 23.3 | 2165537 | C | **2,696.–** |
| **TOP-S 65/10 2-SPEEDS** | DN 65 | 340 | 10 | 1~230 V, 50 Hz | 22.5 | 2165536 | C | **3,103.–** |
| **TOP-S 65/13** | DN 65 | 340 | 10 | 3~400 V, 50 Hz | 29.4 | 2165538 | L | **2,758.–** |
| **TOP-S 65/15** | DN 65 | 340 | 10 | 3~400 V, 50 Hz | 31 | 2165539 | L | **3,654.–** |
| **TOP-S 80/7** | DN 80 | 360 | 6 | 3~400 V, 50 Hz | 25 | 2165541 | C | **3,721.–** |
| **TOP-S 80/7** | DN 80 | 360 | 10 | 3~400 V, 50 Hz | 26.4 | 2165542 | C | **3,962.–** |
| **TOP-S 80/7 2-SPEEDS** | DN 80 | 360 | 6 | 1~230 V, 50 Hz | 26.5 | 2165540 | C | **3,681.–** |
| **TOP-S 80/10** | DN 80 | 360 | 6 | 3~400 V, 50 Hz | 33.9 | 2165543 | C | **3,872.–** |
| **TOP-S 80/10** | DN 80 | 360 | 10 | 3~400 V, 50 Hz | 33.3 | 2165544 | C | **4,110.–** |
| **TOP-S 80/15** | DN 80 | 360 | 6 | 3~400 V, 50 Hz | 45.7 | 2165545 | C | **4,458.–** |
| **TOP-S 80/15** | DN 80 | 360 | 10 | 3~400 V, 50 Hz | 45.7 | 2165546 | C | **4,696.–** |
| **TOP-S 80/20** | DN 80 | 360 | 6 | 3~400 V, 50 Hz | 48.9 | 2165547 | C | **4,994.–** |
| **TOP-S 80/20** | DN 80 | 360 | 10 | 3~400 V, 50 Hz | 48.9 | 2165548 | C | **5,232.–** |
| **TOP-S 100/10** | DN 100 | 360 | 6 | 3~400 V, 50 Hz | 36.9 | 2165549 | C | **4,269.–** |
| **TOP-S 100/10** | DN 100 | 360 | 10 | 3~400 V, 50 Hz | 36.9 | 2165550 | C | **4,569.–** |

🚚 = ready for delivery, L = supply availability, C = approx. 2 weeks, K = approx. 4 weeks, AX = up to 16 weeks delivery time, please inquire for every order, A = on request, 📞 = please contact Wilo
Subject to change – all prices do not include VAT. Our General Terms of Delivery and Service apply (see www.wilo.com/legal) – valid from 01/01/2022 in Germany.




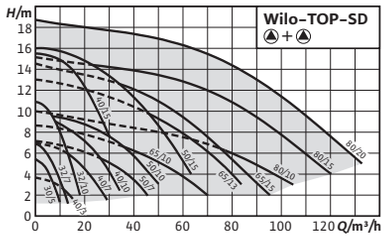


| Accessories | Page |
|---|---|
| Switching Plug | 258 |
| Pipe installation/ screwed connection | 205 |
| Pipe installation/ counter flange | 206 |
| Pipe installation/ adapter fitting | 207 |
| Motor protection | 257 |
| Blind flanges | |



# Wilo-TOP-SD

## Construction
Glandless twin-head circulator with flange connection (TOP-SD 30/5 with screwed connection).

## Application
Hot-water heating systems of all kinds, industrial circulation systems, air-conditioning systems and closed cooling circuits

## Scope of delivery
- → Twin-head pump
- → Including gaskets for screwed connection (only for TOP-SD 30/5)
- → Including washers for flange screws (for nominal connection diameters DN 32 – DN 65)
- → Installation and operating instructions

## Your advantages
- → Direction of rotation signal lamp for displaying the correct sense of rotation (only with 3~)
- → Manual power adjustment with 3 speed stages
- → Twin-head pump for main/standby or parallel operation
- → Pump housing with cataphoretic (KTL) coating protects against corrosion due to condensation formation

## Options
- → Versions for special voltages on request

**Price group: PG2**

**Ordering information**

| | Pump connection | Port-to-port length | Max. operating pressure | Mains connection | Gross weight, approx. | Art. no. | | |
|---|---|---|---|---|---|---|---|---|
| | | *L0* mm | *p* bar | | *m* kg | | | EUR |
| **TOP-SD 30/5** | G 2 | 180 | 10 | 1~230 V, 50 Hz | 9.2 | 2044015 | C | **1,948.–** |
| **TOP-SD 30/5** | G 2 | 180 | 10 | 3~400 V, 50 Hz | 9.6 | 2044016 | C | **1,660.–** |
| **TOP-SD 32/7** | DN 32 | 220 | 10 | 1~230 V, 50 Hz | 15.1 | 2048326 | C | **2,107.–** |
| **TOP-SD 32/7** | DN 32 | 220 | 10 | 3~400 V, 50 Hz | 15.1 | 2048327 | C | **1,987.–** |
| **TOP-SD 32/10** | DN 32 | 220 | 10 | 1~230 V, 50 Hz | 21.2 | 2080073 | C | **2,560.–** |
| **TOP-SD 32/10** | DN 32 | 220 | 10 | 3~400 V, 50 Hz | 20.5 | 2165551 | C | **2,163.–** |
| **TOP-SD 40/3** | DN 40 | 250 | 10 | 1~230 V, 50 Hz | 15.5 | 2044017 | C | **2,687.–** |
| **TOP-SD 40/3** | DN 40 | 250 | 10 | 3~400 V, 50 Hz | 15.9 | 2044018 | C | **2,585.–** |
| **TOP-SD 40/7** | DN 40 | 250 | 10 | 1~230 V, 50 Hz | 23 | 2080075 | C | **3,251.–** |
| **TOP-SD 40/7** | DN 40 | 250 | 10 | 3~400 V, 50 Hz | 23.1 | 2165552 | C | **2,933.–** |
| **TOP-SD 40/10** | DN 40 | 250 | 10 | 3~400 V, 50 Hz | 31.4 | 2165554 | C | **3,651.–** |

= ready for delivery, L = supply availability, C = approx. 2 weeks, K = approx. 4 weeks, AX = up to 16 weeks delivery time, please inquire for every order, A = on request, = please contact Wilo
Subject to change – all prices do not include VAT. Our General Terms of Delivery and Service apply (see www.wilo.com/legal) – valid from 01/01/2022 in Germany.

**Price group: PG2**

| Ordering information | | | | | | | | |
|---|---|---|---|---|---|---|---|---|
| | Pump connection | Port-to-port length | Max. operating pressure | Mains connection | Gross weight, approx. | Art. no. | | |
| | | *L0* mm | *p* bar | | *m* kg | | 🚚 | EUR |
| **TOP-SD 40/10 2-SPEEDS** | DN 40 | 250 | 10 | 1~230 V, 50 Hz | 32.9 | 2165553 | C | **3,886.–** |
| **TOP-SD 40/15** | DN 40 | 250 | 10 | 3~400 V, 50 Hz | 43 | 2165556 | C | **4,735.–** |
| **TOP-SD 40/15 2-SPEEDS** | DN 40 | 250 | 10 | 1~230 V, 50 Hz | 43 | 2165555 | C | **4,677.–** |
| **TOP-SD 50/7** | DN 50 | 280 | 10 | 3~400 V, 50 Hz | 33 | 2165558 | C | **3,698.–** |
| **TOP-SD 50/7 2-SPEEDS** | DN 50 | 280 | 10 | 1~230 V, 50 Hz | 34.4 | 2165557 | C | **4,143.–** |
| **TOP-SD 50/10** | DN 50 | 280 | 10 | 3~400 V, 50 Hz | 35.7 | 2165560 | C | **4,535.–** |
| **TOP-SD 50/10 2-SPEEDS** | DN 50 | 280 | 10 | 1~230 V, 50 Hz | 36.2 | 2165559 | C | **4,468.–** |
| **TOP-SD 50/15** | DN 50 | 340 | 10 | 3~400 V, 50 Hz | 48.5 | 2165561 | C | **5,490.–** |
| **TOP-SD 65/10** | DN 65 | 340 | 10 | 3~400 V, 50 Hz | 40.8 | 2165563 | C | **4,990.–** |
| **TOP-SD 65/10 2-SPEEDS** | DN 65 | 340 | 10 | 1~230 V, 50 Hz | 41.5 | 2165562 | C | **5,124.–** |
| **TOP-SD 65/13** | DN 65 | 340 | 10 | 3~400 V, 50 Hz | 55.6 | 2165564 | C | **5,106.–** |
| **TOP-SD 65/15** | DN 65 | 340 | 10 | 3~400 V, 50 Hz | 58.5 | 2165565 | C | **6,756.–** |
| **TOP-SD 80/7 2-SPEEDS** | DN 80 | 360 | 6 | 1~230 V, 50 Hz | 47.4 | 2165566 | C | **6,977.–** |
| **TOP-SD 80/10** | DN 80 | 360 | 6 | 3~400 V, 50 Hz | 61.1 | 2165567 | C | **7,163.–** |
| **TOP-SD 80/10** | DN 80 | 360 | 10 | 3~400 V, 50 Hz | 61.1 | 2165568 | C | **7,601.–** |
| **TOP-SD 80/15** | DN 80 | 360 | 6 | 3~400 V, 50 Hz | 100 | 2165569 | C | **8,248.–** |
| **TOP-SD 80/15** | DN 80 | 360 | 10 | 3~400 V, 50 Hz | 98 | 2165570 | C | **8,687.–** |
| **TOP-SD 80/20** | DN 80 | 360 | 6 | 3~400 V, 50 Hz | 104 | 2165571 | C | **9,239.–** |
| **TOP-SD 80/20** | DN 80 | 360 | 10 | 3~400 V, 50 Hz | 104 | 2165572 | C | **9,681.–** |

🚚 = ready for delivery, L = supply availability, C = approx. 2 weeks, K = approx. 4 weeks, AX = up to 16 weeks delivery time, please inquire for every order, A = on request, 📞 = please contact Wilo
Subject to change – all prices do not include VAT. Our General Terms of Delivery and Service apply (see www.wilo.com/legal) – valid from 01/01/2022 in Germany.




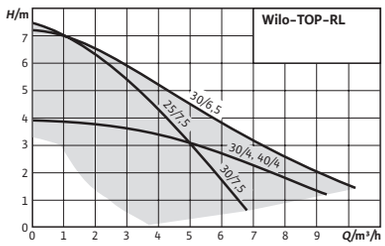


| Accessories | Page |
|---|---|
| Pipe installation/ screwed connection | 205 |
| Pipe installation/ adapter fitting | 207 |



# Wilo-TOP-RL

## Construction
Glandless circulator with screwed connection or flange connection

## Application
Hot-water heating systems of all kinds, air-conditioning systems, closed cooling circuits, industrial circulation systems

## Scope of delivery
- → Pump
- → Gaskets for threaded connection
- → Including washers for flange bolts (for nominal connection diameter DN 40)
- → Installation and operating instructions

## Your advantages
- → Manual power adjustment with 3 speed stages
- → Pump housing with cataphoretic (KTL) coating protects against corrosion due to condensation formation

**Price group: PG2**

**Ordering information**

| | Pump connection | Port-to-port length | Max. operating pressure | Mains connection | Gross weight, approx. | Art. no. | | |
|---|---|---|---|---|---|---|---|---|
| | | *L0* mm | *p* bar | | *m* kg | | | EUR |
| **TOP-RL 25/7.5** | G 1½ | 180 | 10 | 1~230 V, 50 Hz | 4.3 | 2045633 | L | **1,073.–** |
| **TOP-RL 30/4** | G 2 | 180 | 10 | 1~230 V, 50 Hz | 4.8 | 2045634 | L | **1,105.–** |
| **TOP-RL 30/6.5** | G 2 | 180 | 10 | 1~230 V, 50 Hz | 5 | 2045635 | L | **1,212.–** |
| **TOP-RL 30/7.5** | G 2 | 180 | 10 | 1~230 V, 50 Hz | 4.4 | 2045636 | L | **1,179.–** |
| **TOP-RL 40/4** | DN 40 | 250 | 10 | 1~230 V, 50 Hz | 8.8 | 2057044 | C | **1,541.–** |

= ready for delivery, L = supply availability, C = approx. 2 weeks, K = approx. 4 weeks, AX = up to 16 weeks delivery time, please inquire for every order, A = on request, = please contact Wilo
Subject to change – all prices do not include VAT. Our General Terms of Delivery and Service apply (see www.wilo.com/legal) – valid from 01/01/2022 in Germany.




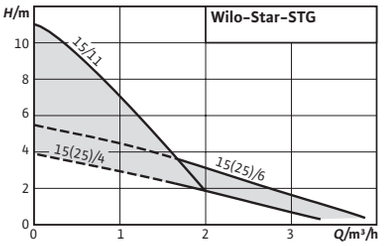


| Accessories | Page |
|---|---|
| Pipe installation/ screwed connection | 205 |
| Pipe installation/ adapter fitting | 207 |
| Thermal insulation | 224 |

## Wilo-Star-STG

### Construction
Glandless circulator with threaded connection. Preselectable speed stages for power adjustment

### Application
Primary circuits of solar and geothermal systems

### Scope of delivery
- → Pump
- → Gasket
- → Installation and operating instructions

**Your advantages**
- → Special hydraulics for use in solar and geothermal energy systems
- → Pump housing with wrench attachment point
- → Pump housing with cataphoretic coating for preventing corrosion due to condensation formation

**Price group: PG1**

**Ordering information**

| | Pump connection | Port-to-port length | Pressure port | Mains connection | Gross weight, approx. | Pieces per pallet | Art. no. | | |
|---|---|---|---|---|---|---|---|---|---|
| | | *L0* mm | | | *m* kg | | | | EUR |
| **Star-STG 15/4** | G 1 | 130 | G 1 | 1~230 V, 50 Hz | 2.2 | 180 | 4056933 | C | **319.–** |
| **Star-STG 15/6** | G 1 | 130 | G 1 | 1~230 V, 50 Hz | 2.4 | 180 | 4056946 | C | **373.–** |
| **Star-STG 15/11** | G 1 | 180 | G 1 | 1~230 V, 50 Hz | 3.9 | 180 | 4061442 | C | **491.–** |
| **Star-STG 25/4** | G 1½ | 180 | G 1½ | 1~230 V, 50 Hz | 2.7 | 180 | 4050265 | C | **349.–** |
| **Star-STG 25/6** | G 1½ | 180 | G 1½ | 1~230 V, 50 Hz | 2.7 | 180 | 4050266 | C | **401.–** |

= ready for delivery, L = supply availability, C = approx. 2 weeks, K = approx. 4 weeks, AX = up to 16 weeks delivery time, please inquire for every order, A = on request, = please contact Wilo
Subject to change – all prices do not include VAT. Our General Terms of Delivery and Service apply (see www.wilo.com/legal) – valid from 01/01/2022 in Germany.




## Equipment/function

**For Wilo-TOP-S/-SD/-SV pumps in the event of replacement**

→ Function unit with motor, impeller and terminal box

**Price group: PG2**

**Wilo spare motors RMOT**

| Type | Mains connection | Gross weight, approx. | Art. no. | | |
|---|---|---|---|---|---|
| | | *m* kg | | 🚚 | EUR |
| **TOP-S/SD30/10 EM RMOT.** | 1~230 V, 50 Hz | 4.8 | 2046663 | C | **1,095.–** |
| **TOP-S/SD40/7 EM RMOT.** | 1~230 V, 50 Hz | 4.9 | 2046665 | C | **1,645.–** |
| **TOP-S50/4 EM RMOT.** | 1~230 V, 50 Hz | 4.8 | 2046668 | C | **1,927.–** |
| **TOP-S/SV25/7 EM RMOT.** | 1~230 V, 50 Hz | 3.3 | 2048334 | C | **801.–** |
| **TOP-S/SV25/7 DM RMOT.** | 3~400 V, 50 Hz | 3.3 | 2048335 | C | **782.–** |
| **TOP-S/SD/SV30/7 EM RMOT.** | 1~230 V, 50 Hz | 3.2 | 2048336 | C | **967.–** |
| **TOP-S/SD/SV30/7 DM RMOT.** | 3~400 V, 50 Hz | 3.3 | 2048337 | L | **943.–** |
| **TOP-S/SV40/4 EM RMOT.** | 1~230 V, 50 Hz | 3.2 | 2048338 | L | **1,333.–** |
| **TOP-S/SV40/4 DM RMOT.** | 3~400 V, 50 Hz | 3.3 | 2048339 | C | **1,284.–** |
| **TOP-SD40/3 DM RMOT.** | 3~400 V, 50 Hz | 3.2 | 2063749 | C | **1,519.–** |
| **TOP-S/SD30/5 DM RMOT.** | 3~400 V, 50 Hz | 3.5 | 2084786 | C | **853.–** |
| **TOP-S30/4 EM RMOT.** | 1~230 V, 50 Hz | 3.5 | 2085573 | C | **824.–** |
| **TOP-S30/4 DM RMOT.** | 3~400 V, 50 Hz | 3.5 | 2085574 | C | **806.–** |
| **TOP-SD40/3 EM RMOT.** | 1~230 V, 50 Hz | 3.5 | 2086903 | C | **1,597.–** |
| **TOP-S/SD30/5 EM RMOT.** | 1~230 V, 50 Hz | 3.9 | 2110033 | C | **870.–** |
| **TOP-S25/10 EM RMOT.** | 1~230 V, 50 Hz | 4.8 | 2117529 | C | **1,095.–** |
| **TOP-S25/5 EM RMOT.** | 1~230 V, 50 Hz | 3.5 | 2122048 | C | **706.–** |
| **TOP-S25/5 DM RMOT.** | 3~400 V, 50 Hz | 3.5 | 2122049 | C | **686.–** |
| **TOP-S25/10 DM RMOT.** | 3~400 V, 50 Hz | 4.8 | 2165575 | C | **1,027.–** |
| **TOP-S/SD30/10 DM RMOT.** | 3~400 V, 50 Hz | 4.8 | 2165576 | C | **1,027.–** |
| **TOP-S/SD40/7 DM RMOT.** | 3~400 V, 50 Hz | 4.9 | 2165577 | C | **1,505.–** |
| **TOP-S/SD40/10 EM RMOT.** | 1~230 V, 50 Hz | 7.8 | 2165578 | C | **1,977.–** |
| **TOP-S/SD40/10 DM RMOT.** | 3~400 V, 50 Hz | 7.9 | 2165579 | C | **1,873.–** |
| **TOP-S/SD40/15 EM 2-SPEEDS RMOT.** | 1~230 V, 50 Hz | 13 | 2165580 | C | **2,563.–** |
| **TOP-S/SD40/15 DM PN6/10 RMOT.** | 3~400 V, 50 Hz | 13 | 2165581 | C | **2,446.–** |
| **TOP-S50/4 DM RMOT.** | 3~400 V, 50 Hz | 4.8 | 2165582 | C | **1,776.–** |
| **TOP-S/SD50/7 EM RMOT.** | 1~230 V, 50 Hz | 8.6 | 2165584 | C | **2,208.–** |
| **TOP-S/SD50/7 DM RMOT.** | 3~400 V, 50 Hz | 7.9 | 2165585 | C | **1,899.–** |
| **TOP-S/SD50/10 EM 2-SPEEDS RMOT.** | 1~230 V, 50 Hz | 9 | 2165586 | C | **2,648.–** |
| **TOP-S/SD50/10 DM RMOT.** | 3~400 V, 50 Hz | 8.4 | 2165587 | C | **2,327.–** |
| **TOP-S/SD50/15 DM RMOT.** | 3~400 V, 50 Hz | 13 | 2165588 | C | **2,820.–** |
| **TOP-S65/7 EM RMOT.** | 1~230 V, 50 Hz | 8.4 | 2165590 | C | **2,635.–** |
| **TOP-S65/7 DM RMOT.** | 3~400 V, 50 Hz | 7.6 | 2165592 | C | **2,358.–** |
| **TOP-S/SD65/10 EM RMOT.(450 W)** | 1~230 V, 50 Hz | 8.3 | 2165594 | C | **2,948.–** |

🚚 = ready for delivery, L = supply availability, C = approx. 2 weeks, K = approx. 4 weeks, AX = up to 16 weeks delivery time, please inquire for every order, A = on request, 📞 = please contact Wilo
Subject to change – all prices do not include VAT. Our General Terms of Delivery and Service apply (see www.wilo.com/legal) – valid from 01/01/2022 in Germany.

**Price group: PG2**

| Wilo spare motors RMOT | | | | | |
|---|---|---|---|---|---|
| **Type** | **Mains connection** | **Gross weight, approx.** | **Art. no.** | | |
| | | *m* kg | | 🚚 | EUR |
| **TOP-S/SD65/10 DM RMOT.(450 W)** | 3~400 V, 50 Hz | 8.3 | 2165595 | C | **2,563.–** |
| **TOP-S/SD65/13 DM RMOT.** | 3~400 V, 50 Hz | 13 | 2165597 | C | **2,621.–** |
| **TOP-S/SD65/15 DM RMOT.** | 3~400 V, 50 Hz | 14 | 2165598 | C | **3,470.–** |
| **TOP-S/SD80/7 EM RMOT.(450 W)** | 1~230 V, 50 Hz | 9.5 | 2165599 | C | **3,470.–** |
| **TOP-S80/7 DM RMOT.(450 W)** | 3~400 V, 50 Hz | 8.5 | 2165601 | C | **3,560.–** |
| **TOP-S/SD80/10 DM RMOT.** | 3~400 V, 50 Hz | 13.1 | 2165603 | C | **3,678.–** |
| **TOP-S/SD80/15 DM RMOT.** | 3~400 V, 50 Hz | 24 | 2165604 | C | **4,235.–** |
| **TOP-S/SD80/20 DM RMOT.** | 3~400 V, 50 Hz | 27 | 2165605 | C | **4,743.–** |
| **TOP-S100/10 DM RMOT.** | 3~400 V, 50 Hz | 13.3 | 2165606 | C | **4,055.–** |
| **TOP-S80/7 DM RMOT.** | 3~400 V, 50 Hz | 11 | 2165596 | A | 📞 |
| **TOP-S/SD80/7 EM 2-SPEED RMOT** | 1~230 V, 50 Hz | 11 | 2165596 | A | 📞 |
| **TOP-S/SD/SV65/10 DM RMOT.** | 3~400 V, 50 Hz | 11.1 | 2165596 | A | 📞 |

🚚 = ready for delivery, L = supply availability, C = approx. 2 weeks, K = approx. 4 weeks, AX = up to 16 weeks delivery time, please inquire for every order, A = on request, 📞 = please contact Wilo
Subject to change – all prices do not include VAT. Our General Terms of Delivery and Service apply (see www.wilo.com/legal) – valid from 01/01/2022 in Germany.

**Rmot Top-S**



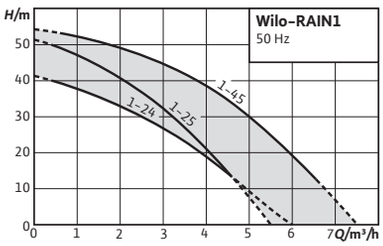


| Accessories | Page |
|---|---|
| Accessories | 290 |

# Wilo-RAIN1

## Construction
Ready-to-plug single pump rainwater utilisation system

## Application
Rainwater utilisation system is designed for applications that do not require drinking water supply such as:
- → Toilets flushing tanks
- → Washing machines
- → Garden irrigation

(Please check that the application complies with local regulations)

## Scope of delivery
- → Ready-to-connect rainwater utilisation system with fixation material
- → Installation and operating instructions
- → Float switch
- → Sticker "Do not expose to frost"
- → Sticker "No drinking water"

## Your advantages
- → Easy installation thanks to ready-to-plug system and compact design with various hydraulic connection options
- → Convenient operation and simple setting functions thanks to intuitive interface and smart functions
- → High level of reliability thanks to integrated self-protection routines
- → Hygiene safety thanks to non-return valve and a break tank in accordance with DIN 1989 and EN 1717
- → Control system can be updated via Wifi for Wilo Service

## Options
- → Rainwater storage tank pump. A submersible pump can be installed in the rainwater storage to overcome pressure losses due to suction distance being too great (depending on installation).
- → External alarm



= ready for delivery, L = supply availability, C = approx. 2 weeks, K = approx. 4 weeks, AX = up to 16 weeks delivery time, please inquire for every order, A = on request, = please contact Wilo
Subject to change – all prices do not include VAT. Our General Terms of Delivery and Service apply (see www.wilo.com/legal) – valid from 01/01/2022 in Germany.

**Price group: PG5**

## Ordering information

| Type | Rated power | Mains connection | Art. no. | | |
|---|---|---|---|---|---|
| | $P_2$ kW | | | | EUR |
| **RAIN1-24 EM** | 0.4 | 1~230 V, 50 Hz | 2551468 | L | **2,351.-** |
| **RAIN1-25 EM** | 0.5 | 1~230 V, 50 Hz | 2551469 | L | **2,389.-** |
| **RAIN1-45 EM** | 0.8 | 1~230 V, 50 Hz | 2551470 | L | **2,508.-** |

## Accessories

| Type | Description | Art. no. | | Price group | |
|---|---|---|---|---|---|
| | | | | | EUR |
| **Cap for AF Basic MC 304** | Cover for sound-insulation (can also be used as transport packaging) | 2518385 | K | PG14 | **205.-** |
| **Overflow alarm for replenishment** | - | 2518360 | L | PG14 | **138.-** |
| **Marking set for rainwater utilisation** | - | 2518362 | L | PG14 | **53.-** |
| **Connection set for AF Basic/Comfort** | Connection set for AF Basic/AF Comfort rainwater utilisation systems for flexible, vibration-insulated connection | 2518363 | L | PG14 | **118.-** |

= ready for delivery, L = supply availability, C = approx. 2 weeks, K = approx. 4 weeks, AX = up to 16 weeks delivery time, please inquire for every order, A = on request, = please contact Wilo
Subject to change – all prices do not include VAT. Our General Terms of Delivery and Service apply (see www.wilo.com/legal) – valid from 01/01/2022 in Germany.



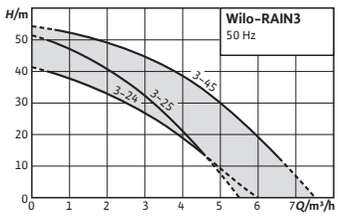


| Accessories | Page |
|---|---|
| Accessories | 290 |

**Series extension**

## Wilo-RAIN3

### Construction
Ready-to-plug single pump rainwater utilisation system

### Application
Rainwater utilisation system is designed for applications that do not require drinking water supply such as:
- → Toilets flushing tanks
- → Washing machines
- → Garden irrigation

(Please check that the application complies with local regulations)

### Scope of delivery
- → Ready-to-connect rainwater utilisation system with fixation material
- → Installation and operating instructions
- → 4 ... 20 mA level sensor
- → Sticker "Do not expose to frost"
- → Sticker "No drinking water"

### Options
- → Rainwater storage tank pump
- → A submersible pump can be installed in the rainwater storage to overcome pressure losses due to suction distance being too great (depending on installation).
- → External alarm
- → Sensor for overflow or backflow detection

### Your advantages
- → Easy installation thanks to ready-to-plug system and compact design with various hydraulic connection options
- → Convenient operation and easy setting options thanks to a unique combination of intuitive LCD touch screen operation and a wide range of functions
- → High level of reliability thanks to integrated self-protection routines
- → Hygiene safety thanks to a break tank with safety device in accordance with DIN 1989 and EN 1717
- → Quiet operation in installations close to living space
- → Control system can be updated via Wifi for Wilo Service



= ready for delivery, L = supply availability, C = approx. 2 weeks, K = approx. 4 weeks, AX = up to 16 weeks delivery time, please inquire for every order, A = on request, = please contact Wilo
Subject to change – all prices do not include VAT. Our General Terms of Delivery and Service apply (see www.wilo.com/legal) – valid from 01/01/2022 in Germany.

**Price group: PG5**

## Ordering information

| Type | Rated power | Mains connection | Art. no. | | |
|---|---|---|---|---|---|
| | $P_2$ kW | | | | EUR |
| **RAIN3-24 EM** | 0.4 | 1~230 V, 50 Hz | 2551471 | L | **3,359.-** |
| **RAIN3-25 EM** | 0.5 | 1~230 V, 50 Hz | 2551472 | L | **3,396.-** |
| **RAIN3-45 EM** | 0.8 | 1~230 V, 50 Hz | **2551473** | K | **3,515.-** |

## Electrical accessories

| Type | Description | Art. no. | | Price group | |
|---|---|---|---|---|---|
| | | | | | EUR |
| **Overflow alarm for replenishment** | - | 2518360 | L | PG14 | **138.-** |
| **Marking set for rain-water utilisation** | - | 2518362 | L | PG14 | **53.-** |
| **Connection set for AF Basic/Comfort** | Connection set for AF Basic/AF Comfort rainwater utilisation systems for flexible, vibration-insulated connection | 2518363 | L | PG14 | **118.-** |

= ready for delivery, L = supply availability, C = approx. 2 weeks, K = approx. 4 weeks, AX = up to 16 weeks delivery time, please inquire for every order, A = on request, = please contact Wilo
Subject to change – all prices do not include VAT. Our General Terms of Delivery and Service apply (see www.wilo.com/legal) – valid from 01/01/2022 in Germany.



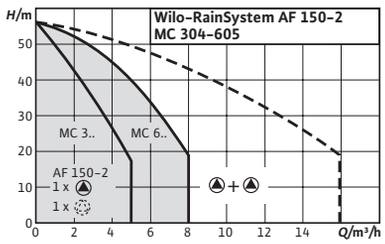


| Accessories | Page |
|---|---|
| Accessories | 290 |

# Wilo-RainSystem AF 150

## Construction
Automatic rainwater utilisation system with run-down tank and 2 self-priming pumps

## Application
Rainwater utilisation in multi-family houses and small trade businesses for saving drinking water in conjunction with cisterns or tanks

## Scope of delivery
- → Two self-priming, MC multistage centrifugal pumps
- → 150 l fresh water replenishment reservoir, transmitter unit with 8 l diaphragm pressure vessel,
- → RainControl Professional central switchgear with control electronics, level sensor
- → With 20 m cable, measurement range 0–5 m.

## Your advantages
- → Low-noise due to multistage centrifugal pumps
- → All parts in contact with the fluid are corrosion-free
- → Maximum operational reliability due to fully electronic RainControl Professional controller
- → High economic efficiency due to needs-based fresh water replenishment
- → High reliability, due to flow- and noise-optimised replenishment reservoir

## Options
- → Operating hours counter
- → Individual run/fault signals
- → Water backflow signalling device

**Price group: PG6**

**Ordering information**

| Type | Rated power | Mains connection | Art. no. | | |
|---|---|---|---|---|---|
| | $P_2$ kW | | | | EUR |
| **Rainsystem AF 150-2 MC 304** | 0.55 | 1~230 V, 50 Hz | 2530004 | C | **5,647.–** |
| **Rainsystem AF 150-2 MC 305** | 0.75 | 1~230 V, 50 Hz | 2531205 | L | **5,742.–** |
| **Rainsystem AF 150-2 MC 604** | 0.75 | 1~230 V, 50 Hz | 2531206 | C | **5,916.–** |
| **Rainsystem AF 150-2 MC 605** | 1.1 | 1~230 V, 50 Hz | 2531207 | L | **6,021.–** |

**Accessories**

| Type | Description | Art. no. | | Price group | |
|---|---|---|---|---|---|
| | | | | | EUR |
| **Marking set for rainwater utilisation** | – | 2518362 | L | PG14 | **53.–** |

= ready for delivery, L = supply availability, C = approx. 2 weeks, K = approx. 4 weeks, AX = up to 16 weeks delivery time, please inquire for every order, A = on request, = please contact Wilo
Subject to change – all prices do not include VAT. Our General Terms of Delivery and Service apply (see www.wilo.com/legal) – valid from 01/01/2022 in Germany.



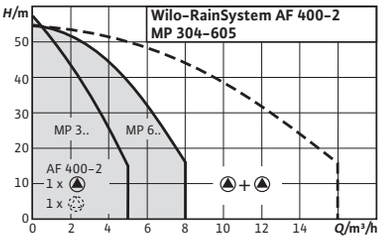


| Accessories | Page |
|---|---|
| Accessories | 290 |

# Wilo-RainSystem AF 400

## Construction
Automatic rainwater utilisation system with run-down tanks and 2 non-self-priming pumps

## Application
Commercial and industrial rainwater utilisation for conserving drinking water as a hybrid system in conjunction with rainwater storage tanks or vessels

## Scope of delivery
- → Two noise-reduced, non-self-priming, multistage centrifugal pumps
- → 400 l hybrid tank with all required connections, transmitter unit with 8 l diaphragm pressure vessel, central switchgear, RainControl-Hybrid with control electronics and level control device of Wilo-Drain TM or TS rainwater storage tank pumps in three-phase version (optionally in single-phase version) to be ordered separately

## Options
- → Rainwater storage level indicator
- → Elapsed time indicator
- → Individual run/fault signals
- → Time switch
- → 3~230 V, 50 Hz
- → 60 Hz versions
- → Extension module AF 400

## Your advantages
- → Low-noise due to optimised overall flow and noise concept (multistage centrifugal pumps)
- → Maximum operating reliability through the use of fully electronic RainControl Hybrid controller
- → High economic efficiency due to fresh water replenishment according to requirements
- → Automatic control of the feeding pump
- → System/level control in low-voltage range
- → Tested according to requirements of RAL-GZ 994 quality standard

**Price group: PG6**

**Ordering information**

| Type | Rated power | Mains connection | Art. no. | | |
|---|---|---|---|---|---|
| | $P_2$ kW | | | | EUR |
| **Rainsystem AF 400-2 MP 305** | 0.75 | 3~400 V, 50 Hz | 2504588 | L | **7,896.–** |
| **Rainsystem AF 400-2 MP 604** | 0.75 | 3~400 V, 50 Hz | 2504590 | C | **8,221.–** |
| **Rainsystem AF 400-2 MP 605** | 1.1 | 3~230-400 V, 50 Hz | 2504591 | L | **8,398.–** |

= ready for delivery, L = supply availability, C = approx. 2 weeks, K = approx. 4 weeks, AX = up to 16 weeks delivery time, please inquire for every order, A = on request, = please contact Wilo
Subject to change – all prices do not include VAT. Our General Terms of Delivery and Service apply (see www.wilo.com/legal) – valid from 01/01/2022 in Germany.

| Accessories | | | | | |
|---|---|---|---|---|---|
| **Type** | **Description** | **Art. no.** | | **Price group** | |
| | | | | | EUR |
| **Marking set for rain-water utilisation** | – | 2518362 | L | PG14 | **53.–** |
| **Extension module AF 400** | 850 x 800 x 1050 mm | 2512897 | C | PG14 | **1,704.–** |
| **Level indicator AF 400** | RainControl Economy controller including level sensor with 20 m cable. Measurement range 0–5 m. | 2512862 | L | PG14 | **786.–** |

## Electrical accessories

| Type | Description | | Art. no. | | Price group | |
|---|---|---|---|---|---|---|
| | | | | | | EUR |
| **Automatic kit R ½, 5 m cable** | Automatic drinking water replenishment. Scope of delivery: Solenoid valve with 2 m cable, WAOEK 65 float switch, with ready-to-plug small switchgear for direct control of the solenoid valve | R ½, 5 m cable | 180493296 | L | PG14 | **592.–** |
| **Automatic kit R ½, 20 m cable** | Automatic drinking water replenishment. Scope of delivery: Solenoid valve with 2 m cable, WAOEK 65 float switch, with ready-to-plug small switchgear for direct control of the solenoid valve | R½ 20 m cable | 2005645 | L | PG14 | **736.–** |
| **Automatic kit R 1, 5 m cable** | Automatic drinking water replenishment. Scope of delivery: Solenoid valve with 2 m cable, WAOEK 65 float switch, with ready-to-plug small switchgear for direct control of the solenoid valve | R 1, 5 m cable | 180549795 | L | PG14 | **901.–** |
| **Automatic kit R 1, 20 m cable** | Automatic drinking water replenishment. Scope of delivery: Solenoid valve with 2 m cable, WAOEK 65 float switch, with ready-to-plug small switchgear for direct control of the solenoid valve | R 1, 20 m cable | 2007158 | L | PG14 | **1,046.–** |

## Suction filter

| Type | Description | | Art. no. | | Price group | |
|---|---|---|---|---|---|---|
| | | | | | | EUR |
| **Coarse suction filter G** | Mesh width 1.8 mm with 1¼" hose nozzle connection without non-return valve | Floating extractor | 2024959 | L | PG14 | **44.–** |
| **Coarse suction filter GR** | Mesh width 1.8 mm with 1¼" hose nozzle connection with non-return valve | Floating extractor | 2024960 | L | PG14 | **84.–** |
| **Fine suction filter F** | Mesh width 1.2 mm with 1¼" hose nozzle connection without non-return valve | Floating extractor | 2024961 | L | PG14 | **140.–** |
| **Fine suction filter FR** | Mesh width 1.2 mm with 1¼" hose nozzle connection with non-return valve | Floating extractor | 2024962 | L | PG14 | **187.–** |
| **Fine suction filter** | Fine suction filter with R 1¼ male thread for insertion into pump suction port of TWI5-SE | Threaded extraction | 2025755 | L | PG14 | **146.–** |

## Mechanical accessories

| Type | Description | | Art. no. | | Price group | |
|---|---|---|---|---|---|---|
| | | | | | | EUR |
| **Foot valve R 1¼** | High-quality foot valve made of red brass with integrated non-return valve. Strainer made of stainless steel 1.4301. | R 1¼ | 2502408 | L | PG14 | **158.–** |
| **Foot valve R 1½** | | R 1½ | 2502236 | C | PG14 | **224.–** |
| **Foot valve R 2** | | R 2 | 2502011 | C | PG14 | **397.–** |
| **Foot valve R 2½** | | R 2½ | 2500711 | C | PG14 | **590.–** |
| **Foot valve R 3** | | R 3 | 2519816 | C | PG14 | **702.–** |
| **Hose nozzle Ø 40 mm/R 1½** | with male thread made of plastic, incl. hose clip | – | 4027335 | L | PG14 | **42.–** |
| **Hose nozzle Ø 60 mm/G 2** | with male thread made of plastic, incl. hose clip | – | 4027334 | C | PG14 | **42.–** |
| **Suction/pressure hose 1¼" SE, PN 10, 1.5 m (cpl.)** | Suction- and pressure-resistant hose, including two hose clips made of VA as well as R 1 and R 1¼ hose nozzles for connection to the floating extractor of series TWI5-SE, MC, HiMulti 3, HiMulti 3 C, HiMulti 3 H, and the RainSystems (AF Basic, AF Comfort, AF 150, AF 400) | 1.5 m cpl. | 2025973 | L | PG14 | **52.–** |
| **Suction/pressure hose 1¼" SE, PN 10, 3.0 m (cpl.)** | | 3.0 m cpl. | 2025974 | L | PG14 | **102.–** |

= ready for delivery, L = supply availability, C = approx. 2 weeks, K = approx. 4 weeks, AX = up to 16 weeks delivery time, please inquire for every order, A = on request, = please contact Wilo
Subject to change – all prices do not include VAT. Our General Terms of Delivery and Service apply (see www.wilo.com/legal) – valid from 01/01/2022 in Germany.

## Accessories

| Mechanical accessories | | | | | | |
|---|---|---|---|---|---|---|
| **Type** | **Description** | | **Art. no.** | | **Price group** | |
| | | | | | | EUR |
| **Suction/pressure hose 1¼" SE, PN 10, 5.0 m (cpl.)** | Suction- and pressure-resistant hose, including two hose clips made of VA as well as R 1 and R 1¼ hose nozzles for connection to the floating extractor of series TWI5-SE, MC, HiMulti 3, HiMulti 3 C, HiMulti 3 H, and the RainSystems (AF Basic, AF Comfort, AF 150, AF 400) | 5.0 m cpl. | 2025975 | L | PG14 | **167.–** |
| **Suction/pressure hose 1¼" SE, PN 10, 10.0 m (cpl.)** | Suction- and pressure-resistant hose, including two hose clips made of VA as well as R 1 and R 1¼ hose nozzles for connection to the floating extractor of series TWI5-SE, MC, HiMulti 3, HiMulti 3 C, HiMulti 3 H, and the RainSystems (AF Basic, AF Comfort, AF 150, AF 400) | 10.0 m cpl. | 2025976 | L | PG14 | **332.–** |
| **Suction/pressure hose 1¼" SE, PN 10, 15.0 m (cpl.)** | | 15.0 m cpl. | 2025977 | L | PG14 | **495.–** |
| **Synthetic pressure hose 3 m, Ø 42 mm** | Inside Ø 42 mm, PN 6, including hose clip | – | 2027641 | K | PG14 | **48.–** |
| **Synthetic pressure hose 3 m, Ø 60 mm** | Inside Ø 60 mm, PN 6, including hose clip | – | 2027644 | A | PG14 | **126.–** |
| **Synthetic pressure hose 5 m, Ø 42 mm** | Inside Ø 42 mm, PN 6, including hose clip | – | 2027642 | L | PG14 | **81.–** |
| **Synthetic pressure hose 5 m, Ø 60 mm** | Inside Ø 60 mm, PN 6, including hose clip | – | 2027645 | A | PG14 | **189.–** |
| **Synthetic pressure hose 15 m, Ø 42 mm** | Inside Ø 42 mm, PN 6, including hose clip | – | 2027643 | K | PG14 | **149.–** |
| **Synthetic pressure hose 15 m, Ø 60 mm** | Inside Ø 60 mm, PN 6, including hose clip | – | 2027646 | A | PG14 | **248.–** |



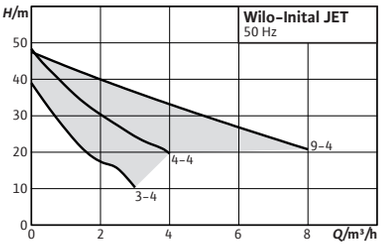


| Accessories | Page |
|---|---|
| Accessories | 311 |

# Wilo-Initial Jet

## Construction
Self-priming multistage centrifugal pumps

## Application
- → Pumping water from wells
- → Filling, pumping empty, transferring by pumping, irrigation and sprinkling
- → As emergency pump for overflows

## Scope of delivery
- → Pump
- → Installation and operating instructions

**Your advantages**
- → User-friendly thanks to its low weight and compact dimensions
- → High supply guarantee due to good hydraulic output, self-priming up to 7 m, even at low flow
- → Heavy-duty design for long-lasting operation

**Price group: PG5**

**Ordering information**

| Initial Jet | Mains connection | Rated power | Gross weight, approx. | Art. no. | | |
|---|---|---|---|---|---|---|
| | | $P_2$ kW | $m$ kg | | | EUR |
| **3-4** | 1~230 V, 50 Hz | 0.6 | 9.9 | 4185607 | L | **162.-** |
| **4-4** | 1~230 V, 50 Hz | 0.75 | 15.9 | 4168023 | L | **218.-** |
| **9-4** | 1~230 V, 50 Hz | 1.1 | 29.4 | 4186041 | L | **472.-** |

= ready for delivery, L = supply availability, C = approx. 2 weeks, K = approx. 4 weeks, AX = up to 16 weeks delivery time, please inquire for every order, A = on request, = please contact Wilo
Subject to change – all prices do not include VAT. Our General Terms of Delivery and Service apply (see www.wilo.com/legal) – valid from 01/01/2022 in Germany.



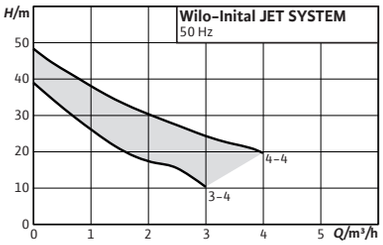


**Accessories** **Page**

Accessories 311

# Wilo-Initial Jet System

## Construction

Self-priming water-supply unit

## Application

- → Water supply
- → Sprinkling
- → Irrigation and spraying
- → Pumping water from wells and out of tanks lying at greater depths

## Scope of delivery

- → Pump
- → Connection cable (2 m) with plug

**Your advantages**

- → Automatic switching on and off, 2 tank sizes
- → Reduction of switch-on frequency and avoidance of fluid hammers

- → Pressure switch
- → Pressure gauge
- → Diaphragm pressure vessel (20/50 l)
- → Pressure hose with steel casing and screwed connection
- → Installation and operating instructions

**Price group: PG5**

**Ordering information**

| Initial Jet System | Mains connection | Rated power | Volume | Gross weight, approx. | Art. no. | | |
|---|---|---|---|---|---|---|---|
| | | $P_2$ kW | $V$ l | $m$ kg | | | EUR |
| **3-4-22** | 1~230 V, 50 Hz | 0.6 | 22 | 16.7 | 4185608 | L | **311.-** |
| **4-4-50** | 1~230 V, 50 Hz | 0.75 | 50 | 33 | 4168024 | L | **498.-** |

= ready for delivery, L = supply availability, C = approx. 2 weeks, K = approx. 4 weeks, AX = up to 16 weeks delivery time, please inquire for every order, A = on request, = please contact Wilo
Subject to change – all prices do not include VAT. Our General Terms of Delivery and Service apply (see www.wilo.com/legal) – valid from 01/01/2022 in Germany.




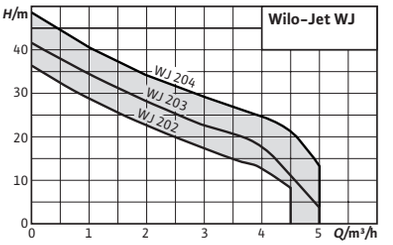


| Accessories | Page |
|---|---|
| Accessories | 311 |

# Wilo-Jet WJ

## Construction
Self-priming multistage centrifugal pumps

## Application
- → Pumping water from wells
- → Filling, pumping empty, transferring by pumping, irrigation and sprinkling
- → As emergency pump for overflows

## Scope of delivery
- → Pump with or without carrying frame, depending on the version
- → Installation and operating instructions

### Your advantages
- → User-friendly thanks to its light weight, compact size and practical carrying handle
- → High supply guarantee due to hydraulic output, self-priming up to 8 m; even at a low flow rate
- → Robust stainless steel construction for durable operation, impeller, shaft and housing made of AISI 304
- → IE3-IEC three-phase AC motor (≥ 0.75 kW)

**Price group: PG5**

**Ordering information (with carrying handle)**

| Type | Mains connection | Rated power | Gross weight, approx. | Art. no. | | |
|---|---|---|---|---|---|---|
| | | $P_2$ kW | $m$ kg | | | EUR |
| **Jet WJ 202 (1~230 V)** | 1~230 V, 50 Hz | 0.55 | 11 | 4081224 | L | **283.–** |
| **Jet WJ 203 (1~230 V)** | 1~230 V, 50 Hz | 0.75 | 12 | 4081225 | L | **308.–** |
| **Jet WJ 204 (1~230 V)** | 1~230 V, 50 Hz | 1 | 13 | 4144401 | L | **359.–** |

**Price group: PG5**

**Ordering information (without carrying handle)**

| Type | Mains connection | Rated power | Gross weight, approx. | Art. no. | | |
|---|---|---|---|---|---|---|
| | | $P_2$ kW | $m$ kg | | | EUR |
| **Jet WJ 202 X (1~230 V)** | 1~230 V, 50 Hz | 0.55 | 10.2 | 4081221 | L | **260.–** |
| **Jet WJ 203 X (1~230 V)** | 1~230 V, 50 Hz | 0.75 | 11.3 | 4081222 | L | **281.–** |
| **Jet WJ 203 X (3~230/400 V)** | 3~230 V, 3~400 V, 50 Hz | 0.75 | 10.6 | 4212734 | L | **275.–** |
| **Jet WJ 204 X (1~230 V)** | 1~230 V, 50 Hz | 1 | 12.3 | 4143999 | L | **320.–** |
| **Jet WJ 204 X (3~230/400 V)** | 3~230 V, 3~400 V, 50 Hz | 1 | 14.4 | 4212735 | L | **312.–** |

= ready for delivery, L = supply availability, C = approx. 2 weeks, K = approx. 4 weeks, AX = up to 16 weeks delivery time, please inquire for every order, A = on request, = please contact Wilo
Subject to change – all prices do not include VAT. Our General Terms of Delivery and Service apply (see www.wilo.com/legal) – valid from 01/01/2022 in Germany.



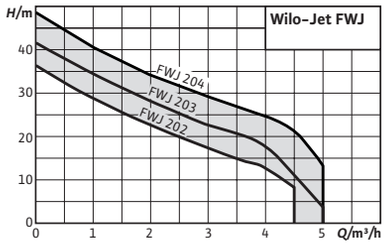


| Accessories | Page |
|---|---|
| Accessories | 311 |

# Wilo-Jet FWJ

## Construction
Self-priming water-supply units

## Application
For pumping water and rainwater from wells and tanks for:
- → Sprinkling
- → Irrigation and spraying

## Scope of delivery
- → Wilo-Jet WJ pump
- → Pump control Wilo-HiControl 1
- → Installation and operating instructions for the Wilo-Jet WJ pump
- → Installation and operating instructions for the Wilo-HiControl 1 switchgear
- → Optional carrying handle

## Your advantages
- → Ideal for use in outside areas (hobby, garden) thanks to durable construction; continuously good performance thanks to corrosion-free materials
- → Completely preassembled system, simple installation and maintenance through Plug&Pump system and 360° rotatable display, which means that it can be read from any direction
- → Electronic pump control
- → High operational reliability thanks to dry-running protection

Price group: PG5

**Ordering information**

| Type | Mains connection | Rated power | Gross weight, approx. | Art. no. | | |
|---|---|---|---|---|---|---|
| | | $P_2$ kW | $m$ kg | | | EUR |
| **Jet FWJ 202** | 1~230 V, 50 Hz | 0.55 | 14.4 | 2543629 | L | **491.–** |
| **Jet FWJ 203** | 1~230 V, 50 Hz | 0.75 | 14.8 | 2543630 | L | **539.–** |
| **Jet FWJ 204** | 1~230 V, 50 Hz | 1 | 16.1 | 2543631 | L | **606.–** |

**Accessories**

| Type | Description | Art. no. | | Price group | |
|---|---|---|---|---|---|
| | | | | | EUR |
| **Handle** | Carrying handle for Wilo-Jet FWJ series pumps | 4083526 | A | PG15 | **20.–** |

= ready for delivery, L = supply availability, C = approx. 2 weeks, K = approx. 4 weeks, AX = up to 16 weeks delivery time, please inquire for every order, A = on request, = please contact Wilo
Subject to change – all prices do not include VAT. Our General Terms of Delivery and Service apply (see www.wilo.com/legal) – valid from 01/01/2022 in Germany.




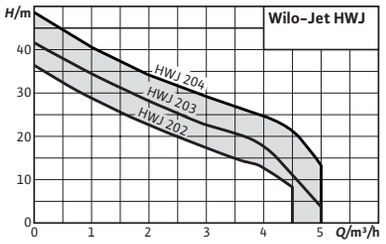


**Accessories** **Page**

Accessories 311

# Wilo-Jet HWJ

## Construction

Self-priming water-supply unit

## Application

- → Water supply
- → Sprinkling
- → Irrigation and spraying
- → Pumping water from wells and out of tanks lying at greater depths

## Scope of delivery

- → Pump
- → Pressure switch
- → Pressure gauge
- → Diaphragm pressure vessel (20/50 l)

## Your advantages

- → Ideal for outdoor applications (hobby, garden)
- → Rust-free stainless steel prevents corrosion, even with prolonged service life
- → Reduction of switch-on frequency and avoidance of fluid hammer, thanks to diaphragm pressure vessel with 20/50 l capacity
- → Electrical and hydraulic connections already in place, quick and safe to install

- → Pressure hose with steel casing and screwed connection
- → Installation and operating instructions

**Price group: PG5**

**Ordering information (20 litre capacity)**

| Type | Mains connection | Rated power | Gross weight, approx. | Art. no. | | |
|---|---|---|---|---|---|---|
| | | $P_2$ kW | $m$ kg | | | EUR |
| **Jet HWJ 20 L 202 (1~230 V)** | 1~230 V, 50 Hz | 0.55 | 16.5 | 2549379 | L | **464.–** |
| **Jet HWJ 20 L 203 (1~230 V)** | 1~230 V, 50 Hz | 0.75 | 16.9 | 2549380 | L | **513.–** |
| **Jet HWJ 20 L 204 (1~230 V)** | 1~230 V, 50 Hz | 1 | 18.2 | 2549381 | L | **575.–** |

**Price group: PG5**

**Ordering information (50 litre capacity)**

| Type | Mains connection | Rated power | Gross weight, approx. | Art. no. | | |
|---|---|---|---|---|---|---|
| | | $P_2$ kW | $m$ kg | | | EUR |
| **Jet HWJ 50 L 202 (1~230 V)** | 1~230 V, 50 Hz | 0.55 | 18.4 | 2549382 | L | **618.–** |
| **Jet HWJ 50 L 203 (1~230 V)** | 1~230 V, 50 Hz | 0.75 | 18.8 | 2549383 | L | **629.–** |
| **Jet HWJ 50 L 204 (1~230 V)** | 1~230 V, 50 Hz | 1 | 20 | 2549384 | L | **675.–** |

= ready for delivery, L = supply availability, C = approx. 2 weeks, K = approx. 4 weeks, AX = up to 16 weeks delivery time, please inquire for every order, A = on request, = please contact Wilo
Subject to change – all prices do not include VAT. Our General Terms of Delivery and Service apply (see www.wilo.com/legal) – valid from 01/01/2022 in Germany.



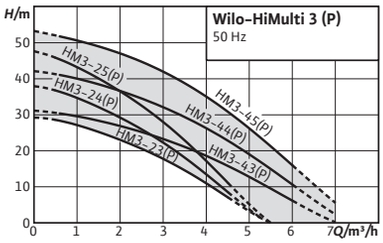


| Accessories | Page |
|---|---|
| Accessories | 311 |

**Series modification**

## Wilo-HiMulti 3

### Construction
Multistage centrifugal pump in non-self-priming version (HiMulti 3) or self-priming version (HiMulti 3 P)

### Application
- → Water supply (drinking water approval in accordance with ACS / in S1-version also in accordance with WRAS)
- → Sprinkling
- → Irrigation and spraying
- → Rainwater utilisation

### Scope of delivery
- → Pump
- → Two plastic connectors with gaskets for manual connection to the pipes
- → Wilo-Connector (electrical quick connector)
- → Installation and operating instructions

### Options
- → S1 execution with drinking water certification in accordance with WRAS

### Your advantages
- → Simple: Wilo-Connector (electrical quick-connector), on/off switch, filling and emptying devices, larger foot fastening
- → Efficient: Highly efficient hydraulics, low electricity consumption and very compact thanks to motor optimisation
- → Economical: smaller motor for optimum fulfilment of requirements
- → Low noise (noise level between 56 dBA and 64 dBA)
- → Version as domestic pump (pump for domestic water supply) with new pump design

### Notice
Changed dimensions to previous model

Price group: PG5

**Ordering information (non-self-priming)**

| Type | Mains connection | Rated power | Gross weight, approx. | Art. no. | | |
|---|---|---|---|---|---|---|
| | | $P_2$ kW | $m$ kg | | | EUR |
| **HiMulti 3-23 /1/5/230** | 1~230 V, 50 Hz | 0.4 | 9.8 | **4244127** | C | **379.–** |
| **HiMulti 3 3-45** | 1~230 V, 50 Hz | 0.8 | 13 | 4189526 | L | **551.–** |
| **HiMulti 3 3-45-S1** | 1~230 V, 50 Hz | 0.8 | 13 | 4197380 | C | **564.–** |

Price group: PG5

**Ordering information (self-priming)**

| Type | Mains connection | Rated power | Gross weight, approx. | Art. no. | | |
|---|---|---|---|---|---|---|
| | | $P_2$ kW | $m$ kg | | | EUR |
| **HiMulti 3-23 P/1/5/230** | 1~230 V, 50 Hz | 0.4 | 9.8 | **4244147** | C | **421.–** |
| **HiMulti 3-24 P/1/5/230** | 1~230 V, 50 Hz | 0.4 | 10.3 | **4244148** | C | **439.–** |
| **HiMulti 3-25 P/1/5/230** | 1~230 V, 50 Hz | 0.5 | 11.3 | **4244149** | C | **466.–** |
| **HiMulti 3-43 P/1/5/230** | 1~230 V, 50 Hz | 0.4 | 9.8 | **4244150** | L | **458.–** |
| **HiMulti 3-44 P/1/5/230** | 1~230 V, 50 Hz | 0.6 | 11.6 | **4244151** | L | **480.–** |
| **HiMulti 3-23 P/1/5/230/S1** | 1~230 V, 50 Hz | 0.4 | 9.8 | **4244157** | C | **437.–** |
| **HiMulti 3-24 P/1/5/230/S1** | 1~230 V, 50 Hz | 0.4 | 10.3 | **4244158** | C | **450.–** |
| **HiMulti 3-25 P/1/5/230/S1** | 1~230 V, 50 Hz | 0.5 | 11.3 | **4244159** | C | **480.–** |
| **HiMulti 3-43 P/1/5/230/S1** | 1~230 V, 50 Hz | 0.4 | 9.8 | **4244160** | C | **472.–** |
| **HiMulti 3-44 P/1/5/230/S1** | 1~230 V, 50 Hz | 0.6 | 11.6 | **4244161** | C | **492.–** |
| **HiMulti 3 3-45 P** | 1~230 V, 50 Hz | 0.8 | 13 | 4194284 | L | **607.–** |
| **HiMulti 3 3-45 P-S1** | 1~230 V, 50 Hz | 0.8 | 13 | 4197374 | C | **623.–** |

= ready for delivery, L = supply availability, C = approx. 2 weeks, K = approx. 4 weeks, AX = up to 16 weeks delivery time, please inquire for every order, A = on request, = please contact Wilo
Subject to change – all prices do not include VAT. Our General Terms of Delivery and Service apply (see www.wilo.com/legal) – valid from 01/01/2022 in Germany.



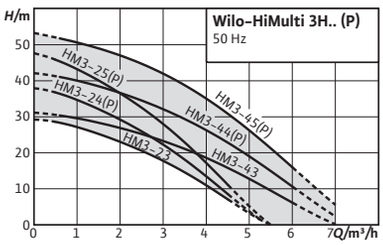


| Accessories | Page |
|---|---|
| Accessories | 311 |

**Series modification**

## Wilo-HiMulti 3 H

### Construction
Water-supply system with diaphragm pressure vessel in non-self-priming version (HiMulti 3 H) or self-priming version (HiMulti 3 H P)

### Application
- → Water supply (drinking water certification in accordance with ACS)
- → Sprinkling
- → Irrigation and spraying
- → Rainwater utilisation

### Scope of delivery
- → Pump
- → Pressure switch
- → Pressure gauge
- → Diaphragm pressure vessel (contents 50 l or 100 l)
- → Pressure hose with steel housing and screwed connection

### Your advantages
- → Simple: Plug & Pump system
- → Efficient: Highly efficient hydraulics, low electricity consumption and very compact thanks to motor optimisation
- → Automatically functioning system, avoidance of fluid hammers thanks to pressure switching and diaphragm pressure vessel
- → Low-noise: Noise level between 56 dB(A) and 64 dB(A)

- → 1 piece plastic connector with seal for manual connection to the inlet pipe
- → Wilo-Connector (electrical quick connector)
- → Installation and operating instructions

### Notice
Changed dimensions to previous model

**Price group: PG5**

**Ordering information (self-priming)**

| Type | Mains connection | Rated power | Gross weight, approx. | Art. no. | | |
|---|---|---|---|---|---|---|
| | | $P_2$ kW | $m$ kg | | | EUR |
| **HiMulti 3 H 20/2-24 P** | 1~230 V, 50 Hz | 0.4 | 19.6 | 2550646 | L | **643.–** |
| **HiMulti 3 H 50/2-24 P** | 1~230 V, 50 Hz | 0.4 | 22.8 | 2549339 | L | **743.–** |
| **HiMulti 3 H 50/2-25 P** | 1~230 V, 50 Hz | 0.5 | 24.9 | 2549340 | L | **793.–** |
| **HiMulti 3 H 50/2-44 P** | 1~230 V, 50 Hz | 0.6 | 24.6 | 2549341 | L | **893.–** |
| **HiMulti 3 H 50/2-45 P** | 1~230 V, 50 Hz | 0.8 | 26.5 | 2549342 | L | **994.–** |
| **HiMulti 3 H 100/2-24 P** | 1~230 V, 50 Hz | 0.4 | 53.6 | 2549343 | L | **893.–** |

= ready for delivery, L = supply availability, C = approx. 2 weeks, K = approx. 4 weeks, AX = up to 16 weeks delivery time, please inquire for every order, A = on request, = please contact Wilo
Subject to change – all prices do not include VAT. Our General Terms of Delivery and Service apply (see www.wilo.com/legal) – valid from 01/01/2022 in Germany.

**Price group: PG5**

**Ordering information (self-priming)**

| Type | Mains connection | Rated power | Gross weight, approx. | Art. no. | | |
|---|---|---|---|---|---|---|
| | | $P_2$ kW | $m$ kg | | | EUR |
| **HiMulti 3 H 100/2-25 P** | 1~230 V, 50 Hz | 0.5 | 55.7 | 2549344 | L | **944.–** |
| **HiMulti 3 H 100/2-44 P** | 1~230 V, 50 Hz | 0.6 | 55.4 | 2549345 | L | **1,045.–** |
| **HiMulti 3 H 100/2-45 P** | 1~230 V, 50 Hz | 0.8 | 57.3 | 2549346 | L | **1,145.–** |

**Price group: PG5**

**Ordering information (non-self-priming)**

| Type | Mains connection | Rated power | Gross weight, approx. | Art. no. | | |
|---|---|---|---|---|---|---|
| | | $P_2$ kW | $m$ kg | | | EUR |
| **HiMulti 3 H 20/2-24** | 1~230 V, 50 Hz | 0.4 | 19.6 | 2550647 | L | **605.–** |
| **HiMulti 3 H 50/2-23** | 1~230 V, 50 Hz | 0.4 | 21.2 | 2549347 | L | **667.–** |
| **HiMulti 3 H 50/2-24** | 1~230 V, 50 Hz | 0.4 | 22.8 | 2549348 | L | **692.–** |
| **HiMulti 3 H 50/2-25** | 1~230 V, 50 Hz | 0.5 | 24.9 | 2549349 | L | **739.–** |
| **HiMulti 3 H 50/2-43** | 1~230 V, 50 Hz | 0.4 | 22.5 | 2549350 | L | **777.–** |
| **HiMulti 3 H 50/2-44** | 1~230 V, 50 Hz | 0.6 | 24.6 | 2549351 | L | **850.–** |
| **HiMulti 3 H 50/2-45** | 1~230 V, 50 Hz | 0.8 | 26.6 | 2549352 | L | **945.–** |
| **HiMulti 3 H 100/2-23** | 1~230 V, 50 Hz | 0.4 | 52 | 2549353 | L | **809.–** |
| **HiMulti 3 H 100/2-24** | 1~230 V, 50 Hz | 0.4 | 53.6 | 2549354 | L | **831.–** |
| **HiMulti 3 H 100/2-25** | 1~230 V, 50 Hz | 0.5 | 55.7 | 2549355 | L | **879.–** |
| **HiMulti 3 H 100/2-43** | 1~230 V, 50 Hz | 0.4 | 53.3 | 2549356 | L | **921.–** |
| **HiMulti 3 H 100/2-44** | 1~230 V, 50 Hz | 0.6 | 55.4 | 2549357 | L | **993.–** |
| **HiMulti 3 H 100/2-45** | 1~230 V, 50 Hz | 0.8 | 57.3 | 2549358 | L | **1,088.–** |

= ready for delivery, L = supply availability, C = approx. 2 weeks, K = approx. 4 weeks, AX = up to 16 weeks delivery time, please inquire for every order, A = on request, = please contact Wilo
Subject to change – all prices do not include VAT. Our General Terms of Delivery and Service apply (see www.wilo.com/legal) – valid from 01/01/2022 in Germany.



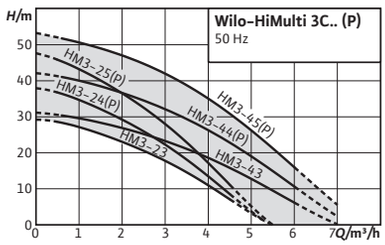


**Accessories** **Page**

Accessories 311

**Series modification**

## Wilo-HiMulti 3 C

### Construction

Water-supply system with automatic pump control system in non self-priming version (HiMulti 3 C) or self-priming version (HiMulti 3 C P)

### Application

- → Water supply (drinking water certification in accordance with ACS)
- → Sprinkling
- → Irrigation and spraying
- → Rainwater utilisation

### Scope of delivery

- → Pump
- → Pump control Wilo-HiControl 1
- → 1 piece plastic connector with seal for manual connection to the inlet pipe
- → Wilo-Connector (electrical quick connector)
- → Installation and operating instructions

### Your advantages

- → Simple: Plug & Pump system
- → Efficient: Highly efficient hydraulics, low electricity consumption and very compact thanks to motor optimisation
- → Automatically operating system and dry-running protection thanks to Wilo-HiControl 1
- → Low-noise: Noise level between 56 dB(A) and 64 dB(A)
- → 360° rotatable electronic pump control HiControl 1 for easy installation

### Notice

Changed dimensions to previous model

**Price group: PG5**

**Ordering information (non-self-priming)**

| Type | Mains connection | Rated power | Gross weight, approx. | Art. no. | | |
|---|---|---|---|---|---|---|
| | | $P_2$ kW | $m$ kg | | 🚚 | EUR |
| **HiMulti 3 C 1-23** | 1~230 V, 50 Hz | 0.4 | 11.9 | 2543603 | L | **584.-** |
| **HiMulti 3 C 1-24** | 1~230 V, 50 Hz | 0.4 | 12.4 | 2543604 | L | **607.-** |
| **HiMulti 3 C 1-25** | 1~230 V, 50 Hz | 0.5 | 12.9 | 2543605 | L | **646.-** |
| **HiMulti 3 C 1-43** | 1~230 V, 50 Hz | 0.4 | 11.9 | 2543606 | L | **683.-** |
| **HiMulti 3 C 1-44** | 1~230 V, 50 Hz | 0.6 | 12.9 | 2543607 | L | **735.-** |
| **HiMulti 3 C 1-45** | 1~230 V, 50 Hz | 0.8 | 14.9 | 2543608 | L | **812.-** |

🚚 = ready for delivery, L = supply availability, C = approx. 2 weeks, K = approx. 4 weeks, AX = up to 16 weeks delivery time, please inquire for every order, A = on request, 📞 = please contact Wilo
Subject to change – all prices do not include VAT. Our General Terms of Delivery and Service apply (see www.wilo.com/legal) – valid from 01/01/2022 in Germany.

**Price group: PG5**

**Ordering information (self-priming)**

| Type | Mains connection | Rated power | Gross weight, approx. | Art. no. | | |
|---|---|---|---|---|---|---|
| | | $P_2$ kW | $m$ kg | | | EUR |
| **HiMulti 3 C 1-24 P** | 1~230 V, 50 Hz | 0.4 | 12.4 | 2543599 | L | **655.–** |
| **HiMulti 3 C 1-25 P** | 1~230 V, 50 Hz | 0.5 | 12.9 | 2543600 | L | **694.–** |
| **HiMulti 3 C 1-44 P** | 1~230 V, 50 Hz | 0.6 | 12.9 | 2543601 | L | **775.–** |
| **HiMulti 3 C 1-45 P** | 1~230 V, 50 Hz | 0.8 | 14.9 | 2543602 | L | **854.–** |

= ready for delivery, L = supply availability, C = approx. 2 weeks, K = approx. 4 weeks, AX = up to 16 weeks delivery time, please inquire for every order, A = on request, = please contact Wilo
Subject to change – all prices do not include VAT. Our General Terms of Delivery and Service apply (see www.wilo.com/legal) – valid from 01/01/2022 in Germany.



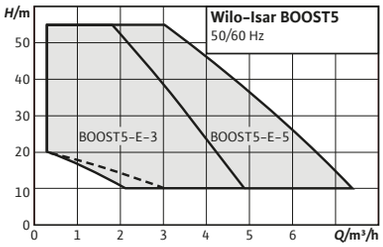


| Accessories | Page |
|---|---|
| Accessories | 311 |

# Wilo-Isar BOOST5

## Construction
Plug & Pump self-priming multistage centrifugal home booster

## Application
- → Water supply
- → Irrigation
- → Rainwater utilisation
- → Raw water intake

## Scope of delivery
- → Pump
- → Installation and operating manual
- → Set of spare O-rings
- → Easy installation tool

## Your advantages
- → Easy installation, thanks to ready-to-plug design
- → Perfect integration into the customer environment owing to compact and modern design
- → User-friendly operation due to LED display and push buttons
- → Low-noise operation thanks to noise-blocking covers
- → Built-in frequency converter for a comfortable constant pressure control and a soft start
- → Low power consumption thanks to needs-based supply
- → Safe operation thanks to extensive integrated protection functions

Price group: PG5

Ordering information

| Type | Mains connection | Rated power | Gross weight, approx. | Art. no. | | |
|---|---|---|---|---|---|---|
| | | $P_2$ kW | $m$ kg | | | EUR |
| **Isar BOOST5-E-3** | – | 0.75 | 15 | 4243583 | L | **738.–** |
| **Isar BOOST5-E-5** | – | 1.1 | 15 | 4243584 | L | **817.–** |

= ready for delivery, L = supply availability, C = approx. 2 weeks, K = approx. 4 weeks, AX = up to 16 weeks delivery time, please inquire for every order, A = on request, = please contact Wilo
Subject to change – all prices do not include VAT. Our General Terms of Delivery and Service apply (see www.wilo.com/legal) – valid from 01/01/2022 in Germany.



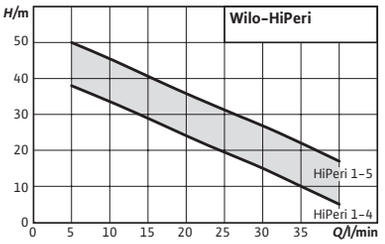


| Accessories | Page |
|---|---|
| Accessories | 311 |

# Wilo-HiPeri

## Construction
Non-self-priming peripheral pump

## Application
- → Water distribution/boosting
- → Raw water intake
- → Sprinkling and spraying
- → Rainwater utilisation

## Scope of delivery
- → Pump
- → Installation and operating instructions

### Your advantages
- → Easy handling due to its light weight, perfect for continuous operation
- → Brass impeller for fluids up to 60 °C
- → Efficiently thanks to low power consumption with maximum delivery head and maximum volume flow
- → Up to 7 m negative suction head
- → Expandable with electronic control of pumps Wilo-HiControl 1

**Price group: PG5**

**Ordering information**

| Type | Mains connection | Rated power | Gross weight, approx. | Art. no. | | |
|---|---|---|---|---|---|---|
| | | $P_2$ kW | $m$ kg | | | EUR |
| **HiPeri 1-4** | 1~230 V, 50 Hz | 0.37 | 5.2 | 4186197 | L | **224.-** |
| **HiPeri 1-5** | 1~230 V, 50 Hz | 0.55 | 6.6 | 4186198 | L | **298.-** |

= ready for delivery, L = supply availability, C = approx. 2 weeks, K = approx. 4 weeks, AX = up to 16 weeks delivery time, please inquire for every order, A = on request, = please contact Wilo
Subject to change – all prices do not include VAT. Our General Terms of Delivery and Service apply (see www.wilo.com/legal) – valid from 01/01/2022 in Germany.



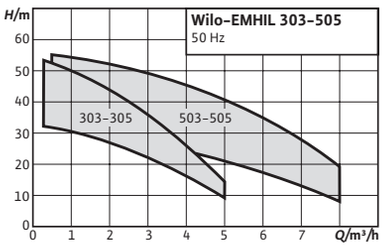


| Accessories | Page |
|---|---|
| Accessories | 311 |

# Wilo-EMHIL

## Construction
Non-self-priming water supply unit with frequency converter

## Application
- → Water supply (drinking water certification in accordance with ACS)
- → Rainwater utilisation
- → Irrigation and spraying

## Scope of delivery
1 ElectronicControl control device with:
- → 1 series MHIL pump with 1 ElectronicControl (1.4 m connection cable)
- → 1 rotatable connection and 1 shut-off valve

## Your advantages
- → Heavy-duty multistage pump with stainless steel hydraulics
- → Simple operation and adjustment via display with plain text display, status indicator, analysis function, adjustment of the control parameters (PID), freeze protection
- → Plug & Pump, pre-assembled and fitted with connection cable
- → Meets the EMC standards for domestic use (EN 61000-6-2 and EN 61000-6-3)
- → Float switch can be connected optionally

- → One Installation and operating instructions each for MHIL pump and ElectronicControl

**Price group: PG5**

**Ordering information**

| Type | Mains connection | Rated power | Gross weight, approx. | Art. no. | | |
|---|---|---|---|---|---|---|
| | | $P_2$ kW | $m$ kg | | 🚚 | EUR |
| **EMHIL 303 M** | 1~230-240 V, 50/60 Hz | 0.55 | 21 | 4161130 | L | **1,490.-** |
| **EMHIL 304 M** | 1~230-240 V, 50/60 Hz | 0.55 | 21 | 4161131 | L | **1,552.-** |
| **EMHIL 305 M** | 1~230-240 V, 50/60 Hz | 0.75 | 25 | 4161132 | L | **1,657.-** |
| **EMHIL 503 M** | 1~230-240 V, 50/60 Hz | 0.55 | 21 | 4161133 | L | **1,552.-** |
| **EMHIL 504 M** | 1~230-240 V, 50/60 Hz | 0.75 | 25 | 4161134 | L | **1,611.-** |
| **EMHIL 505 M** | 1~230-240 V, 50/60 Hz | 1.1 | 23 | 4161135 | L | **1,718.-** |

🚚 = ready for delivery, L = supply availability, C = approx. 2 weeks, K = approx. 4 weeks, AX = up to 16 weeks delivery time, please inquire for every order, A = on request, 📞 = please contact Wilo
Subject to change – all prices do not include VAT. Our General Terms of Delivery and Service apply (see www.wilo.com/legal) – valid from 01/01/2022 in Germany.



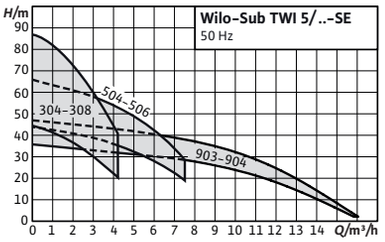


| Accessories | Page |
|---|---|
| Accessories | 311 |

## Wilo-Sub TWI 5/TWI 5-SE

### Construction
5" submersible pump in stainless steel, multistage

### Application
Submersible pumps
- → Pumping from wells, rainwater storage tanks and vessels
- → Irrigation, sprinkling and pumping out
- → Water supply
- → Rainwater utilisation

### Scope of delivery
- → Pump with 20 m connecting cable

### Your advantages
- → Highly efficient thanks to optimised hydraulics
- → Self-cooling motor (dry well installation out of the water is possible)
- → Single-phase current version, pre-assembled with switchbox and motor protection for an easy installation
- → Easy handling, maintenance and repair
- → Corrosion-resistant and low-wearing

- → Safety cable made of polypropylene
- → Installation and operating instructions

**Price group: PG5**

**Ordering information**

| Type | Rated power | Gross weight, approx. | Art. no. | | |
|---|---|---|---|---|---|
| | $P_2$ kW | $m$ kg | | | EUR |
| **Sub-TWI 5 304 (1~230 V, 50 Hz)** | 0.55 | 17 | 4104118 | L | **676.–** |
| **Sub-TWI 5 304 FS (1~230 V, 50 Hz)** | 0.55 | 17.2 | 4144935 | L | **732.–** |
| **Sub-TWI 5 305 (1~230 V, 50 Hz)** | 0.75 | 18.8 | 4144948 | L | **716.–** |
| **Sub-TWI 5 305 FS (1~230 V, 50 Hz)** | 0.75 | 19 | 4144936 | L | **773.–** |
| **Sub-TWI 5 306 (1~230 V, 50 Hz)** | 0.75 | 19.2 | 4104119 | L | **756.–** |
| **Sub-TWI 5 306 (3~400 V, 50 Hz)** | 0.75 | 18.8 | 4104123 | L | **676.–** |
| **Sub-TWI 5 306 FS (1~230 V, 50 Hz)** | 0.75 | 19.5 | 4144937 | L | **812.–** |
| **Sub-TWI 5 307 (1~230 V, 50 Hz)** | 1.1 | 21 | 4144949 | L | **837.–** |
| **Sub-TWI 5 307 FS (1~230 V, 50 Hz)** | 1.1 | 21.2 | 4144938 | L | **892.–** |
| **Sub-TWI 5 308 (1~230 V, 50 Hz)** | 1.1 | 21.5 | 4104120 | L | **920.–** |
| **Sub-TWI 5 308 (3~400 V, 50 Hz)** | 1.1 | 20.5 | 4104124 | L | **829.–** |
| **Sub-TWI 5 308 FS (1~230 V, 50 Hz)** | 1.1 | 21.8 | 4144939 | L | **974.–** |
| **Sub-TWI 5 504 (1~230 V, 50 Hz)** | 0.75 | 17.5 | 4144950 | K | **753.–** |

= ready for delivery, L = supply availability, C = approx. 2 weeks, K = approx. 4 weeks, AX = up to 16 weeks delivery time, please inquire for every order, A = on request, = please contact Wilo
Subject to change – all prices do not include VAT. Our General Terms of Delivery and Service apply (see www.wilo.com/legal) – valid from 01/01/2022 in Germany.

Price group: PG5

## Ordering information

| Type | Rated power | Gross weight, approx. | Art. no. | | |
|---|---|---|---|---|---|
| | $P_2$ kW | $m$ kg | | | EUR |
| **Sub-TWI 5 504 FS (1~230 V, 50 Hz)** | 0.75 | 17.8 | 4144940 | K | **809.–** |
| **Sub-TWI 5 505 (1~230 V, 50 Hz)** | 0.9 | 20 | 4144951 | L | **798.–** |
| **Sub-TWI 5 505 FS (1~230 V, 50 Hz)** | 0.9 | 20.2 | 4144941 | K | **853.–** |
| **Sub-TWI 5 506 (1~230 V, 50 Hz)** | 1.1 | 20.8 | 4144952 | L | **844.–** |
| **Sub-TWI 5 506 FS (1~230 V, 50 Hz)** | 1.1 | 21 | 4144942 | L | **896.–** |
| **Sub-TWI 5 903 (1~230 V, 50 Hz)** | 1.1 | 19.2 | 4104121 | K | **945.–** |
| **Sub-TWI 5 903 (3~400 V, 50 Hz)** | 1.1 | 18 | 4104125 | K | **858.–** |
| **Sub-TWI 5 904 (1~230 V, 50 Hz)** | 1.5 | 22.2 | 4104122 | L | **1,055.–** |
| **Sub-TWI 5 904 (3~400 V, 50 Hz)** | 1.5 | 20.2 | 4104126 | L | **952.–** |

Price group: PG5

## Ordering information

| Type | Rated power | Gross weight, approx. | Art. no. | | |
|---|---|---|---|---|---|
| | $P_2$ kW | $m$ kg | | | EUR |
| **Sub-TWI 5-SE 304 (1~230 V, 50 Hz)** | 0.55 | 17.8 | 4104127 | L | **735.–** |
| **Sub-TWI 5-SE 304 FS (1~230 V, 50 Hz)** | 0.55 | 18 | 4144961 | K | **787.–** |
| **Sub-TWI 5-SE 305 (1~230 V, 50 Hz)** | 0.75 | 19.5 | 4144974 | K | **775.–** |
| **Sub-TWI 5-SE 305 FS (1~230 V, 50 Hz)** | 0.75 | 19.8 | 4144962 | K | **827.–** |
| **Sub-TWI 5-SE 306 (1~230 V, 50 Hz)** | 0.75 | 20 | 4104128 | L | **815.–** |
| **Sub-TWI 5-SE 306 (3~400 V, 50 Hz)** | 0.75 | 19.5 | 4104132 | L | **733.–** |
| **Sub-TWI 5-SE 306 FS (1~230 V, 50 Hz)** | 0.75 | 20.2 | 4144963 | L | **868.–** |
| **Sub-TWI 5-SE 307 (1~230 V, 50 Hz)** | 1.1 | 21.8 | 4144975 | K | **894.–** |
| **Sub-TWI 5-SE 307 FS (1~230 V, 50 Hz)** | 1.1 | 22 | 4144964 | K | **949.–** |
| **Sub-TWI 5-SE 308 (1~230 V, 50 Hz)** | 1.1 | 22.2 | 4104129 | L | **976.–** |
| **Sub-TWI 5-SE 308 (3~400 V, 50 Hz)** | 1.1 | 21.2 | 4104133 | K | **887.–** |
| **Sub-TWI 5-SE 308 FS (1~230 V, 50 Hz)** | 1.1 | 22.5 | 4144965 | K | **1,031.–** |
| **Sub-TWI 5-SE 504 (1~230 V, 50 Hz)** | 0.75 | 18.5 | 4144976 | K | **818.–** |
| **Sub-TWI 5-SE 504 FS (1~230 V, 50 Hz)** | 0.75 | 18.8 | 4144966 | K | **870.–** |
| **Sub-TWI 5-SE 505 (1~230 V, 50 Hz)** | 0.9 | 20.8 | 4144977 | K | **861.–** |
| **Sub-TWI 5-SE 505 FS (1~230 V, 50 Hz)** | 0.9 | 21 | 4144967 | K | **918.–** |
| **Sub-TWI 5-SE 506 (1~230 V, 50 Hz)** | 1.1 | 21.5 | 4144978 | L | **907.–** |
| **Sub-TWI 5-SE 506 FS (1~230 V, 50 Hz)** | 1.1 | 21.8 | 4144968 | L | **961.–** |
| **Sub-TWI 5-SE 903 (1~230 V, 50 Hz)** | 1.1 | 20 | 4104130 | K | **1,004.–** |
| **Sub-TWI 5-SE 903 (3~400 V, 50 Hz)** | 1.1 | 18.8 | 4104134 | K | **913.–** |
| **Sub-TWI 5-SE 904 (1~230 V, 50 Hz)** | 1.5 | 23 | 4104131 | L | **1,114.–** |
| **Sub-TWI 5-SE 904 (3~400 V, 50 Hz)** | 1.5 | 21 | 4104135 | L | **1,010.–** |



= ready for delivery, L = supply availability, C = approx. 2 weeks, K = approx. 4 weeks, AX = up to 16 weeks delivery time, please inquire for every order, A = on request, = please contact Wilo
Subject to change – all prices do not include VAT. Our General Terms of Delivery and Service apply (see www.wilo.com/legal) – valid from 01/01/2022 in Germany.






| Accessories | Page |
|---|---|
| Accessories | 311 |

## Wilo-Sub TWI 5-SE Plug & Pump

### Construction
Water-supply system with submersible pump, control and complete accessories

### Application
- → Pumping from wells, rainwater storage and tanks
- → Irrigation, sprinkling or pumping out
- → Water supply
- → Rainwater utilisation

### Scope of delivery
- → Pump
- → Complete control
- → Safety cable made of polypropylene

### Your advantages
- → Easy installation and commissioning thanks to ready-to-plug delivery including all accessories
- → Thermal motor protection
- → Pump (housing, stages, impellers) made entirely of stainless steel 1.4301 (AISI 304)
- → The self-cooling motor also enables the provision outside the water

- → Fine suction filter
- → Suction hose
- → Installation and operating instructions

**Price group: PG5**

**Ordering information**

| | Mains connection | Rated power | Gross weight, approx. | Art. no. | | |
|---|---|---|---|---|---|---|
| | | $P_2$ kW | $m$ kg | | | EUR |
| **Sub TWI 5-SE-304 EM P&P** | 1~230 V, 50 Hz | 0.55 | 22.5 | 2543632 | L | **1,159.-** |
| **Sub TWI 5-SE-306 EM P&P** | 1~230 V, 50 Hz | 0.75 | 25 | 2543633 | L | **1,229.-** |

= ready for delivery, L = supply availability, C = approx. 2 weeks, K = approx. 4 weeks, AX = up to 16 weeks delivery time, please inquire for every order, A = on request, = please contact Wilo
Subject to change – all prices do not include VAT. Our General Terms of Delivery and Service apply (see www.wilo.com/legal) – valid from 01/01/2022 in Germany.



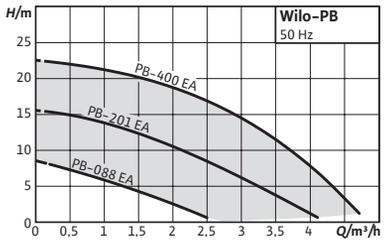


| Accessories | Page |
|---|---|
| Accessories | 311 |

# Wilo-PB

## Construction
Non-self-priming single-stage centrifugal pump of in-line design

## Application
- → Automatic water supply/pressure boosting for single-/two-family houses from a tank to extraction points located beneath

## Scope of delivery
- → Pump
- → Installation and operating instructions
- → Installation accessories: 2 screwed connections, nipples and gaskets each

## Your advantages
- → Dry-running protection for high operational safety
- → High reliability thanks to automatic operation and corrosion protection through coated hydraulics
- → Standardised design for easy installation
- → Compact design and quiet running (55 dbA) for domestic use
- → Low power consumption thanks to automatic control



**Price group: PG5**

**Ordering information**

| PB | Mains connection | Rated power | Gross weight, approx. | Art. no. | | |
|---|---|---|---|---|---|---|
| | | $P_2$ kW | $m$ kg | | | EUR |
| **088 EA** | 1~230 V, 50 Hz | 0.06 | 5.5 | 3068133 | L | **143.–** |
| **201 EA** | 1~230 V, 50 Hz | 0.2 | 9.5 | 3068136 | L | **213.–** |
| **400 EA** | 1~230 V, 50 Hz | 0.4 | 12.5 | 3068138 | L | **362.–** |

= ready for delivery, L = supply availability, C = approx. 2 weeks, K = approx. 4 weeks, AX = up to 16 weeks delivery time, please inquire for every order, A = on request, = please contact Wilo
Subject to change – all prices do not include VAT. Our General Terms of Delivery and Service apply (see www.wilo.com/legal) – valid from 01/01/2022 in Germany.



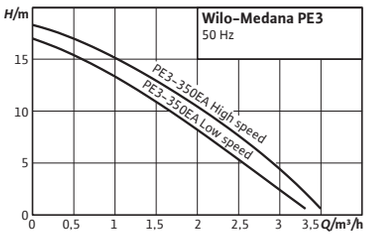


| Accessories | Page |
|---|---|
| Accessories | 311 |

# Wilo-Medana PE3

## Construction
Non-self-priming multistage centrifugal pump

## Application
→ Automatic low-noise water supply/pressure boosting for residential properties

## Scope of delivery
→ Pump
→ Installation and operating instructions

### Your advantages
→ Easy installation thanks to ready-to-plug and compact design
→ Extremely low-noise (45 dbA) and thanks to its drinking water certification it can be used in a residential environment
→ Safe operation due to numerous integrated protective functions
→ Lower energy consumption thanks to automatic regulation
→ User-friendly operating panel with control lamps

**Price group: PG5**

**Ordering information**

| Medana PE3 | Mains connection | Rated power | Gross weight, approx. | Art. no. | | |
|---|---|---|---|---|---|---|
| | | $P_2$ kW | $m$ kg | | | EUR |
| **350 EA** | 1~230 V, 50 Hz | 0.3 | 8.5 | 3075656 | L | **482.-** |

= ready for delivery, L = supply availability, C = approx. 2 weeks, K = approx. 4 weeks, AX = up to 16 weeks delivery time, please inquire for every order, A = on request, = please contact Wilo
Subject to change – all prices do not include VAT. Our General Terms of Delivery and Service apply (see www.wilo.com/legal) – valid from 01/01/2022 in Germany.

## Mechanical accessories

| Type | Description | | Art. no. | | Price group | |
|---|---|---|---|---|---|---|
| | | | | | | EUR |
| **Coarse suction filter G** | Mesh width 1.8 mm with 1¼" hose nozzle connection without non-return valve | Floating extractor | 2024959 | L | PG14 | **44.–** |
| **Coarse suction filter GR** | Mesh width 1.8 mm with 1¼" hose nozzle connection with non-return valve | Floating extractor | 2024960 | L | PG14 | **84.–** |
| **Fine suction filter** | Fine suction filter with R 1¼ male thread for insertion into pump suction port of TWI5-SE | Threaded extraction | 2025755 | L | PG14 | **146.–** |
| **Fine suction filter F** | Mesh width 1.2 mm with 1¼" hose nozzle connection without non-return valve | Floating extractor | 2024961 | L | PG14 | **140.–** |
| **Fine suction filter FR** | Mesh width 1.2 mm with 1¼" hose nozzle connection with non-return valve | Floating extractor | 2024962 | L | PG14 | **187.–** |
| **Foot valve R 1¼** | High-quality foot valve made of red brass with integrated non-return valve. Strainer made of stainless steel 1.4301. | R 1¼ | 2502408 | L | PG14 | **158.–** |
| **Foot valve R 1½** | | R 1½ | 2502236 | C | PG14 | **224.–** |
| **Foot valve R 2** | | R 2 | 2502011 | C | PG14 | **397.–** |
| **Foot valve R 2½** | | R 2½ | 2500711 | C | PG14 | **590.–** |
| **Foot valve R 3** | | R 3 | 2519816 | C | PG14 | **702.–** |
| **Handle** | Carrying handle for Wilo-Jet FWJ series pumps | – | 4083526 | A | PG15 | **20.–** |
| **Suction/pressure hose 1¼" SE, PN 10, 1.5 m (cpl.)** | Suction- and pressure-resistant hose, including two hose clips made of VA as well as R 1 and R 1¼ hose nozzles for connection to the floating extractor of series TWI5-SE, MC, HiMulti 3, HiMulti 3 C, HiMulti 3 H, and the RainSystems (AF Basic, AF Comfort, AF 150, AF 400) | 1.5 m cpl. | 2025973 | L | PG14 | **52.–** |
| **Suction/pressure hose 1¼" SE, PN 10, 3.0 m (cpl.)** | | 3.0 m cpl. | 2025974 | L | PG14 | **102.–** |
| **Suction/pressure hose 1¼" SE, PN 10, 5.0 m (cpl.)** | Suction- and pressure-resistant hose, including two hose clips made of VA as well as R 1 and R 1¼ hose nozzles for connection to the floating extractor of series TWI5-SE, MC, HiMulti 3, HiMulti 3 C, HiMulti 3 H, and the RainSystems (AF Basic, AF Comfort, AF 150, AF 400) | 5.0 m cpl. | 2025975 | L | PG14 | **167.–** |
| **Suction/pressure hose 1¼" SE, PN 10, 10.0 m (cpl.)** | Suction- and pressure-resistant hose, including two hose clips made of VA as well as R 1 and R 1¼ hose nozzles for connection to the floating extractor of series TWI5-SE, MC, HiMulti 3, HiMulti 3 C, HiMulti 3 H, and the RainSystems (AF Basic, AF Comfort, AF 150, AF 400) | 10.0 m cpl. | 2025976 | L | PG14 | **332.–** |
| **Suction/pressure hose 1¼" SE, PN 10, 15.0 m (cpl.)** | | 15.0 m cpl. | 2025977 | L | PG14 | **495.–** |
| **Suction hose set G1, 7 m** | 7 m suction hose, Ø 1", plastic (Noryl) with foot valve and R 1 screwed connection | – | 4027874 | L | PG14 | **60.–** |
| **Suction hose set G1¼, 7 m** | 7 m suction hose, Ø 1¼", plastic (Noryl) with foot valve and R 1 screwed connection | – | 4056081 | L | PG14 | **92.–** |
| **Wall bracket** | Wall bracket made of steel, galvanized, for installation of pumps and water-supply units from the series MP, MC, WJ, FMP, FMC, FWJ | – | 4027328 | L | PG14 | **143.–** |



= ready for delivery, L = supply availability, C = approx. 2 weeks, K = approx. 4 weeks, AX = up to 16 weeks delivery time, please inquire for every order, A = on request, = please contact Wilo
Subject to change – all prices do not include VAT. Our General Terms of Delivery and Service apply (see www.wilo.com/legal) – valid from 01/01/2022 in Germany.

## Electrical accessories

| Type | Description | | Art. no. | | Price group | |
|---|---|---|---|---|---|---|
| | | | | | | EUR |
| **Automatic kit R 1, 5 m cable** | Automatic drinking water replenishment. Scope of delivery: Solenoid valve with 2 m cable, WAOEK 65 float switch, with ready-to-plug small switchgear for direct control of the solenoid valve | R 1, 5 m cable | 180549795 | L | PG14 | **901.–** |
| **Automatic kit R 1, 20 m cable** | | R 1, 20 m cable | 2007158 | L | PG14 | **1,046.–** |
| **Automatic kit R ½, 5 m cable** | Automatic drinking water replenishment. Scope of delivery: Solenoid valve with 2 m cable, WAOEK 65 float switch, with ready-to-plug small switchgear for direct control of the solenoid valve | R ½, 5 m cable | 180493296 | L | PG14 | **592.–** |
| **Automatic kit R ½, 20 m cable** | | R½ 20 m cable | 2005645 | L | PG14 | **736.–** |
| **ElectronicControl MM5** | Water-cooled frequency converter with built-in pressure and flow monitor | – | 4160333 | L | PG14 | **863.–** |
| **ElectronicControl MM9** | | – | 4160334 | L | PG14 | **926.–** |
| **ElectronicControl MT6** | | – | 4160335 | L | PG14 | **863.–** |
| **ElectronicControl MT10** | | – | 4160336 | L | PG14 | **926.–** |
| **Float switch WA65 with 5 m cable** | Signal transmitters for contaminated fluids without faeces with a maximum temperature of 60 °C. Switching: up "ON"/down "OFF". | – | 503211390 | L | PG14 | **94.–** |
| **Float switch WA65 with 10 m cable** | Signal transmitters for contaminated fluids without faeces with a maximum temperature of 60 °C. Switching: up "ON"/down "OFF". | – | 503211893 | L | PG14 | **179.–** |
| **Float switch WA65 with 20 m cable** | | – | 2004431 | L | PG14 | **267.–** |
| **Float switch WA65 with 30 m cable** | | – | 2004432 | L | PG14 | **363.–** |
| **HiControl 1** | Electrical accessories for pump automation and dry-running protection with volume flow monitoring | – | 4190896 | L | PG14 | **155.–** |
| **HiControl 1-EK** | Wilo-HiControl 1 with two electrical cables (1.5 m) with built-in socket for easy connection to the pump and the power supply | – | 4190895 | L | PG14 | **211.–** |
| **Pressure switch WVA up to 6 bar** | For the control of one pump, 8 l diaphragm pressure vessel, pressure gauge, control valve with integrated non-return valve, pressure switch. | Up to 6 bar | 180492096 | L | PG14 | **714.–** |
| **Pressure switch WVA up to 10 bar** | For the control of one pump, 8 l diaphragm pressure vessel, pressure gauge, control valve with integrated non-return valve, pressure switch. | Up to 10 bar | 2502050 | L | PG14 | **708.–** |
| **Sensor kit** | For control of two pumps, 8 l diaphragm pressure vessel, pressure gauge, 4 – 20 mA pressure sensor, fittings and ball valve. | – | 2501886 | L | PG14 | **627.–** |
| **Submersible electrode, 10 m** | Low-water signal transmitter for connection to a switchgear with triggering relay, e.g. ER-.. or SK277 for low-water protection of borehole pumps. H07 cable material approved for use in drinking water applications. | 10 m | 2501937 | L | PG14 | **98.–** |
| **Switchgear ER-2 2 x 10.0 WM** | Switchgear for wall fixation for pressure-dependent operation of two pumps, 230 and 400 V connection voltage. | Switching capacity max. 10 A | 2511288 | K | PG14 | **1,939.–** |
| **Switchgear ER 1 x 10,0 WM** | Control device with electronic motor protection, test run, main switch / control switch, with low-water display and power interruption display, potential-free collective fault signal / collective run signal, protection class IP54 (ER1-4.0/IP41), can be used for 230 V and 400 V control device for pumps with motors suitable for direct starting. | Switching capacity max. 10 A | 2514754 | K | PG14 | **1,266.–** |

= ready for delivery, L = supply availability, C = approx. 2 weeks, K = approx. 4 weeks, AX = up to 16 weeks delivery time, please inquire for every order, A = on request, = please contact Wilo
Subject to change – all prices do not include VAT. Our General Terms of Delivery and Service apply (see www.wilo.com/legal) – valid from 01/01/2022 in Germany.

## Accessories

| Electrical accessories | | | | | | |
|---|---|---|---|---|---|---|
| **Type** | **Description** | | **Art. no.** | | **Price group** | |
| | | | | | | EUR |
| **Switchgear SK 277** | Including three electrodes, each with 3 m cable for the low-water cut-out switchgear with indirect connection in the break tank. Connected load for motors up to max. 3 kW. | – | 180495295 | L | PG14 | **953.–** |
| **Switchgear SK 602N** | Wall-mounted unit for the electrical connection of single-phase (EM) and three-phase (DM) pumps with integrated thermal winding contacts (WSK) for monitoring the winding temperature. With On/Off switch with integrated run signal light, power contactor and potential-free switch-on/off. | – | 2120444 | L | PG14 | **205.–** |
| **Switchgear SK 622N** | Like SK 602, but with potential-free contacts for external run signal (SBM) and fault signal (SSM) as well as fault signal light. | – | 2120445 | L | PG14 | **242.–** |
| **WAEK 65 float switch, 5 m cable** | Signal transmitters for fluids up to a temperature of 60 °C. incl. small switchgear EK for pumps with AC motor up to 1 kW rated power. Switching: up "ON"/down "OFF". | 5 m cable | 503211698 | L | PG14 | **182.–** |
| **WAEK 65 float switch, 10 m cable** | Signal transmitters for fluids up to a temperature of 60 °C. incl. small switchgear EK for pumps with AC motor up to 1 kW rated power. Switching: up "ON"/down "OFF". | 10 m cable | 2005516 | L | PG14 | **228.–** |
| **WAEK 65 float switch, 20 m cable** | | 20 m cable | 2005517 | L | PG14 | **320.–** |
| **WAO 65 float switch, 5 m cable** | Signal transmitters for fluids up to a temperature of 60 °C. Switching: up "Off"/down "On". | 5 m cable | 503211595 | L | PG14 | **132.–** |
| **WAO 65 float switch, 10 m cable** | | 10 m cable | 2006027 | L | PG14 | **179.–** |
| **WAO 65 float switch, 20 m cable** | | 20 m cable | 2004429 | L | PG14 | **267.–** |
| **WAO 65 float switch, 30 m cable** | | 30 m cable | 2004430 | L | PG14 | **368.–** |
| **WAOEK 65 float switch, 20 m cable** | Signal transmitters for fluids up to a temperature of 60 °C. incl. small switchgear EK for pumps with AC motor up to 1 kW rated power. Switching: up "Off"/down "On". | 20 m cable | 2005626 | L | PG14 | **320.–** |
| **Wall bracket for Wilo-HiControl und Wilo-Fluid-Control** | Made of galvanised steel incl. mounting accessories for the secure fixation of the Wilo-HiControl and Wilo-FluidControl pressure and flow monitors. | – | 4027326 | L | PG14 | **73.–** |



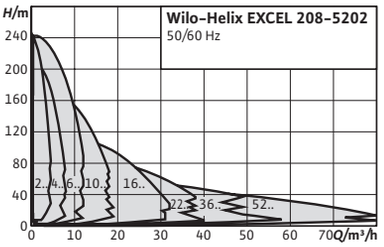


| Accessories | Page |
|---|---|
| Accessories | 375 |

HIGH EFFICIENCY DRIVE

IE5

## Wilo-Helix EXCEL

### Construction

Non-self-priming, highly efficient fully stainless-steel high-pressure multistage centrifugal pump with EC motor of energy efficiency class IE5 in accordance with IEC 60034-30-2, in vertical design with integrated high-efficiency drive and in-line connections

### Application

- → Water supply and pressure boosting
- → Industrial circulation systems
- → Process water
- → Closed cooling circuits
- → Washing systems
- → Irrigation

### Scope of delivery

- → Helix EXCEL high-pressure multistage centrifugal pump
- → Installation and operating instructions
- → Helix EXCEL 2 – 16 (version PN16 with oval flanges): Counter flanges made of stainless steel with the corresponding screws, nuts and gaskets

### General notes – ErP (Ecodesign) Directive

The following pages list the respective nominal flow rate within the series. Reference value MEI for water pumps with the best efficiency is ≥ 0.70. For more detailed information on the MEI values of the individual pump types, see: Wilo Online Catalogue, available at www.wilo.com

### Your advantages

- → Highly efficient EC motor of energy efficiency class IE5 in accordance with IEC 60034-30-2
- → Integrated electronic control “High-Efficiency Drive”
- → Simple operation thanks to tried-and-tested Green Button Technology and a clearly arranged display
- → User-friendly “X-Seal” cartridge mechanical seal and spacer coupling (from 5.5 kW) for fast and easy maintenance
- → Flexible integration into building automation
- → Drinking water approval for pumps with parts that come in contact with the fluid made of stainless steel (EPDM version)

= ready for delivery, L = supply availability, C = approx. 2 weeks, K = approx. 4 weeks, AX = up to 16 weeks delivery time, please inquire for every order, A = on request, = please contact Wilo
Subject to change – all prices do not include VAT. Our General Terms of Delivery and Service apply (see www.wilo.com/legal) – valid from 01/01/2022 in Germany.

Price group: PG6

## Ordering information PN 16

MEI ≥ 0.70; materials: Hydraulics 1.4307 (AISI 304L), pump housing 1.4301 (AISI 304), gasket type: EPDM

| Helix EXCEL | Pressure port | Rated power | Gross weight, approx. | Art. no. | | |
|---|---|---|---|---|---|---|
| | | $P_2$ kW | $m$ kg | | | EUR |
| **208** | G 1 | 1.1 | 71.4 | 4171970 | C | **6,325.–** |
| **405** | G 1 | 1.1 | 69.4 | 4171960 | C | **6,143.–** |
| **410** | G 1 | 2.2 | 74.5 | 4162530 | C | **6,498.–** |
| **414** | G 1 | 3.2 | 76.9 | 4162538 | C | **7,414.–** |
| **603** | G 1¼ | 1.1 | 69.4 | 4171934 | C | **6,079.–** |
| **606** | G 1¼ | 2.2 | 74.5 | 4162514 | C | **6,079.–** |
| **609** | G 1¼ | 3.2 | 76.9 | 4162522 | C | **6,808.–** |
| **611** | G 1¼ | 4.2 | 85.5 | 4171940 | C | **7,533.–** |
| **1002** | G 1½ | 1.1 | 71.8 | 4171900 | C | **5,652.–** |
| **1004** | G 1½ | 2.2 | 75.9 | 4162500 | C | **5,619.–** |
| **1005** | G 1½ | 3.2 | 77.2 | 4162506 | C | **7,054.–** |
| **1007** | G 1½ | 4.2 | 85.3 | 4171906 | C | **7,732.–** |
| **1009** | G 1½ | 5.5 | 93 | 4171914 | C | **8,916.–** |
| **1010** | G 1½ | 6.5 | 113.4 | 4171922 | C | **9,167.–** |

Price group: PG6

## Ordering information PN 16

MEI ≥ 0.50; materials: Hydraulics 1.4307 (AISI 304L), pump housing 1.4301 (AISI 304), gasket type: EPDM

| Helix EXCEL | Pressure port | Rated power | Gross weight, approx. | Art. no. | | |
|---|---|---|---|---|---|---|
| | | $P_2$ kW | $m$ kg | | | EUR |
| **1602** | G 2 | 2.2 | 77.5 | 4162488 | C | **5,983.–** |
| **1603** | G 2 | 3.2 | 78.9 | 4162494 | C | **6,696.–** |
| **1604** | G 2 | 4.2 | 85.5 | 4171868 | C | **7,200.–** |
| **1605** | G 2 | 5.5 | 92.1 | 4171876 | C | **8,144.–** |
| **1606** | G 2 | 6.5 | 113.5 | 4171884 | C | **8,989.–** |
| **1607** | G 2 | 7.5 | 114.5 | 4171892 | C | **9,588.–** |

Price group: PG6

## Ordering information PN 16

MEI ≥ 0.70; materials: Hydraulics 1.4404 (AISI 316L), pump housing 1.4404 (AISI 316L), gasket type: FKM

| Helix EXCEL | Pressure port | Rated power | Gross weight, approx. | Art. no. | | |
|---|---|---|---|---|---|---|
| | | $P_2$ kW | $m$ kg | | | EUR |
| **2201** | DN 50 | 2.2 | 89.5 | 4162479 | C | **8,887.–** |
| **2202** | DN 50 | 3.2 | 99.1 | 4162485 | C | **9,781.–** |
| **2203-4.2** | DN 50 | 4.2 | 95.5 | 4171835 | C | **10,048.–** |
| **2203-5.5** | DN 50 | 5.5 | 101.1 | 4171842 | C | **10,342.–** |
| **2203-6.5** | DN 50 | 6.5 | 121.5 | 4171852 | C | **10,748.–** |
| **2204** | DN 50 | 7.5 | 125.5 | 4171862 | C | **11,166.–** |
| **3601** | DN 65 | 3.2 | 97.9 | 4162473 | C | **9,548.–** |
| **3602-5.5** | DN 65 | 5.5 | 121 | 4171819 | C | **10,542.–** |
| **3602-7.5** | DN 65 | 7.5 | 136.5 | 4171826 | C | **11,107.–** |
| **3602/2** | DN 65 | 4.2 | 115 | 4196395 | C | **10,095.–** |
| **5201** | DN 80 | 4.2 | 124 | 4171795 | C | **10,766.–** |
| **5202** | DN 80 | 7.5 | 151 | 4171807 | C | **12,275.–** |
| **5202/1** | DN 80 | 5.5 | 135.5 | 4171801 | C | **11,514.–** |

= ready for delivery, L = supply availability, C = approx. 2 weeks, K = approx. 4 weeks, AX = up to 16 weeks delivery time, please inquire for every order, A = on request, = please contact Wilo
Subject to change – all prices do not include VAT. Our General Terms of Delivery and Service apply (see www.wilo.com/legal) – valid from 01/01/2022 in Germany.

Price group: PG6

**Ordering information PN 25**

MEI ≥ 0.70; materials: Hydraulics 1.4307 (AISI 304L), pump housing 1.4301 (AISI 304), gasket type: EPDM

| Helix EXCEL | Pressure port | Rated power | Gross weight, approx. | Art. no. | | |
|---|---|---|---|---|---|---|
| | | $P_2$ kW | $m$ kg | | | EUR |
| **216** | DN 25 | 2.2 | 80.5 | 4162546 | C | **7,000.–** |
| **222** | DN 25 | 3.2 | 83.9 | 4162550 | C | **7,846.–** |
| **410** | DN 25 | 2.2 | 77.5 | 4162536 | C | **6,540.–** |
| **414** | DN 25 | 3.2 | 78.9 | 4162544 | C | **7,588.–** |
| **418** | DN 25 | 4.2 | 86.5 | 4171966 | C | **8,637.–** |
| **606** | DN 32 | 2.2 | 75.5 | 4162520 | C | **6,625.–** |
| **609** | DN 32 | 3.2 | 78.9 | 4162528 | C | **6,863.–** |
| **611** | DN 32 | 4.2 | 87.5 | 4171946 | C | **8,089.–** |
| **613** | DN 32 | 5.5 | 130 | 4171948 | C | **9,312.–** |
| **616** | DN 32 | 6.5 | 144.5 | 4171952 | C | **10,534.–** |
| **619** | DN 32 | 7.5 | 147.5 | 4171956 | C | **11,509.–** |
| **1005** | DN 40 | 3.2 | 77.2 | 4162512 | C | **7,187.–** |
| **1007** | DN 40 | 4.2 | 85.3 | 4171912 | C | **8,027.–** |
| **1009** | DN 40 | 5.5 | 100.9 | 4171920 | C | **9,168.–** |
| **1010** | DN 40 | 6.5 | 113.9 | 4171928 | C | **9,618.–** |
| **1012** | DN 40 | 7.5 | 115.7 | 4171930 | C | **9,991.–** |

Price group: PG6

**Ordering information PN 25**

MEI ≥ 0.50; materials: Hydraulics 1.4307 (AISI 304L), pump housing 1.4301 (AISI 304), gasket type: EPDM

| Helix EXCEL | Pressure port | Connection input | Rated power | Gross weight, approx. | Art. no. | | |
|---|---|---|---|---|---|---|---|
| | | | $P_2$ kW | $m$ kg | | | EUR |
| **1604** | DN 50 | DN 50 | 4.2 | 85.5 | 4171874 | C | **7,816.–** |
| **1605** | DN 50 | DN 50 | 5.5 | 99.5 | 4171882 | C | **8,413.–** |
| **1606** | DN 50 | DN 50 | 6.5 | 113.5 | 4171890 | C | **9,057.–** |
| **1607** | DN 50 | DN 50 | 7.5 | 114.5 | 4171898 | C | **10,172.–** |

Price group: PG6

**Ordering information PN 25**

MEI ≥ 0.70; materials: Hydraulics 1.4404 (AISI 316L), pump housing 1.4404 (AISI 316L), gasket type: FKM

| Helix EXCEL | Pressure port | Rated power | Gross weight, approx. | Art. no. | | |
|---|---|---|---|---|---|---|
| | | $P_2$ kW | $m$ kg | | | EUR |
| **208** | DN 25 | 1.1 | 74.4 | 4171973 | C | **6,697.–** |
| **216** | DN 25 | 2.2 | 80.5 | 4162547 | C | **7,671.–** |
| **222** | DN 25 | 3.2 | 83.9 | 4162551 | C | **8,852.–** |
| **405** | DN 25 | 1.1 | 71.4 | 4171963 | C | **6,787.–** |
| **410** | DN 25 | 2.2 | 77.5 | 4162531 | C | **6,902.–** |
| **414** | DN 25 | 3.2 | 78.9 | 4162539 | C | **8,653.–** |
| **418** | DN 25 | 4.2 | 86.5 | 4171967 | C | **9,901.–** |
| **603** | DN 32 | 1.1 | 71.4 | 4171937 | C | **6,479.–** |
| **606** | DN 32 | 2.2 | 75.5 | 4162515 | C | **6,881.–** |
| **609** | DN 32 | 3.2 | 78.9 | 4162523 | C | **7,642.–** |
| **611** | DN 32 | 4.2 | 87.5 | 4171941 | C | **8,930.–** |
| **613** | DN 32 | 5.5 | 130 | 4171949 | C | **10,018.–** |
| **616** | DN 32 | 6.5 | 144.5 | 4171953 | C | **11,372.–** |
| **619** | DN 32 | 7.5 | 147.5 | 4171957 | C | **12,754.–** |

= ready for delivery, L = supply availability, C = approx. 2 weeks, K = approx. 4 weeks, AX = up to 16 weeks delivery time, please inquire for every order, A = on request, = please contact Wilo
Subject to change – all prices do not include VAT. Our General Terms of Delivery and Service apply (see www.wilo.com/legal) – valid from 01/01/2022 in Germany.

**Helix EXCEL**

**Price group: PG6**

**Ordering information PN 25**

MEI ≥ 0.70; materials: Hydraulics 1.4404 (AISI 316L), pump housing 1.4404 (AISI 316L), gasket type: FKM

| Helix EXCEL | Pressure port | Rated power | Gross weight, approx. | Art. no. | | |
|---|---|---|---|---|---|---|
| | | $P_2$ kW | $m$ kg | | | EUR |
| **1002** | DN 40 | 1.1 | 72.4 | 4171903 | C | **6,372.–** |
| **1004** | DN 40 | 2.2 | 75.9 | 4162503 | C | **6,307.–** |
| **1005** | DN 40 | 3.2 | 77.2 | 4162507 | C | **7,935.–** |
| **1007** | DN 40 | 4.2 | 85.3 | 4171907 | C | **9,008.–** |
| **1009** | DN 40 | 5.5 | 100.9 | 4171915 | C | **10,246.–** |
| **1010** | DN 40 | 6.5 | 113.9 | 4171923 | C | **10,707.–** |
| **1012** | DN 40 | 7.5 | 115.7 | 4171931 | C | **11,073.–** |

**Price group: PG6**

**Ordering information PN 25**

MEI ≥ 0.50; materials: Hydraulics 1.4404 (AISI 316L), pump housing 1.4404 (AISI 316L), gasket type: FKM

| Helix EXCEL | Pressure port | Rated power | Gross weight, approx. | Art. no. | | |
|---|---|---|---|---|---|---|
| | | $P_2$ kW | $m$ kg | | | EUR |
| **1602** | DN 50 | 2.2 | 77.5 | 4162491 | C | **6,933.–** |
| **1603** | DN 50 | 3.2 | 78.9 | 4162497 | C | **7,742.–** |
| **1604** | DN 50 | 4.2 | 85.5 | 4171869 | C | **8,625.–** |
| **1605** | DN 50 | 5.5 | 99.5 | 4171877 | C | **9,955.–** |
| **1606** | DN 50 | 6.5 | 113.5 | 4171885 | C | **10,674.–** |
| **1607** | DN 50 | 7.5 | 114.5 | 4171893 | C | **11,269.–** |

**Price group: PG6**

**Ordering information PN 25**

MEI ≥ 0.70; materials: Hydraulics 1.4404 (AISI 316L), pump housing 1.4404 (AISI 316L), gasket type: FKM

| Helix EXCEL | Pressure port | Rated power | Gross weight, approx. | Art. no. | | |
|---|---|---|---|---|---|---|
| | | $P_2$ kW | $m$ kg | | | EUR |
| **2203-5.5** | DN 25 | 5.5 | 108.5 | 4171846 | C | **10,655.–** |
| **2203-6.5** | DN 25 | 6.5 | 121.5 | 4171856 | C | **11,174.–** |
| **2204** | DN 25 | 7.5 | 125.5 | 4171866 | C | **11,439.–** |
| **3602-5.5** | DN 65 | 5.5 | 121 | 4171819 | C | **10,542.–** |
| **3602-7.5** | DN 65 | 7.5 | 136.5 | 4171826 | C | **11,107.–** |
| **3602-7.5** | DN 65 | 7.5 | 139.5 | 4171830 | C | **11,662.–** |



= ready for delivery, L = supply availability, C = approx. 2 weeks, K = approx. 4 weeks, AX = up to 16 weeks delivery time, please inquire for every order, A = on request, = please contact Wilo
Subject to change – all prices do not include VAT. Our General Terms of Delivery and Service apply (see www.wilo.com/legal) – valid from 01/01/2022 in Germany.



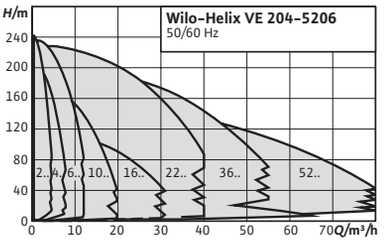


| Accessories | Page |
|---|---|
| Accessories | 375 |

IE4

## Wilo-Helix VE

### Construction
Electronically controlled, non-self-priming high-pressure multistage centrifugal pump in vertical design, with in-line connections

### Application
- → Water supply and pressure boosting
- → Industrial circulation systems
- → Process water
- → Closed cooling circuits
- → Fire extinguishing systems
- → Washing systems
- → Irrigation

### Scope of delivery
- → Helix VE high-pressure multistage centrifugal pump
- → Installation and operating instructions
- → Helix VE 2 – 16 (version PN16 with oval flanges): Counter flanges made of stainless steel with corresponding screws, nuts and gaskets

### Notice
Pump types with a lantern rotated by 90 degrees to the direction of flow are available for use in systems (e.g. in pressure boosting systems). In the cases of these versions, the coupling guard is on a line with suction and discharge ports of the pump.

### Your advantages
- → Multistage, speed-configurable stainless steel high-efficiency pump with 2D/3D hydraulics and standard motor
- → Optimised design for easy operation, transportation and installation with handles, lantern adjustment and rotatable free flanges
- → User-friendly display with Green Button Technology and full text menu
- → IF plug-in module for quick communication with the BMS
- → Quick maintenance due to innovative cartridge mechanical seal and spacers
- → Lower life cycle costs due to new Helix design

### General notes – ErP (Ecodesign) Directive
The following pages list the respective nominal flow rate within the series. Reference value MEI for water pumps with the best efficiency is ≥ 0.70. For more detailed information on the MEI values of the individual pump types, see: Wilo Online Catalogue, available at www.wilo.com

Price group: PG6

## Ordering information PN 16 1~230 V

MEI ≥ 0.70; materials: Hydraulics 1.4307 (AISI 304L), pump housing 1.4301 (AISI 304), gasket type: EPDM

| Helix VE | Pressure port | Rated power | Gross weight, approx. | Art. no. | | |
|---|---|---|---|---|---|---|
| | | $P_2$ kW | $m$ kg | | | EUR |
| **405** | G 1 | 1.1 | 36 | **4246492** | C | **2,892.–** |

Price group: PG6

## Ordering information PN 16

MEI ≥ 0.70; materials: Hydraulics 1.4307 (AISI 304L), pump housing 1.4301 (AISI 304), gasket type: EPDM

| Helix VE | Pressure port | Rated power | Gross weight, approx. | Art. no. Cartridge mechanical seal | | | Art. no. Standard mechanical seal | | |
|---|---|---|---|---|---|---|---|---|---|
| | | $P_2$ kW | $m$ kg | | | EUR | | | EUR |
| **204** | G 1 | 0.55 | 31.2 | 4171738 | L | **3,270.–** | 4201563 | L | **2,934.–** |
| **206** | G 1 | 0.75 | 38.8 | 4171744 | C | **3,464.–** | 4201564 | C | **3,128.–** |
| **208** | G 1 | 1.1 | 41.1 | 4164491 | L | **3,506.–** | 4201565 | C | **3,169.–** |
| **211** | G 1 | 1.5 | 59.2 | 4171752 | C | **4,844.–** | 4201566 | C | **4,509.–** |

Price group: PG6

## Ordering information PN 16

MEI ≥ 0.70; materials: Hydraulics 1.4307 (AISI 304L), pump housing 1.4301 (AISI 304), gasket type: EPDM

| Helix VE | Pressure port | Rated power | Gross weight, approx. | Art. no. Cartridge mechanical seal | | | Art. no. Standard mechanical seal | | |
|---|---|---|---|---|---|---|---|---|---|
| | | $P_2$ kW | $m$ kg | | | EUR | | | EUR |
| **403** | G 1 | 0.55 | 30.5 | 4171702 | L | **3,204.–** | 4201567 | C | **2,868.–** |
| **404** | G 1 | 0.75 | 37.7 | 4171712 | L | **3,309.–** | 4201569 | C | **2,973.–** |
| **405** | G 1 | 1.1 | 39.6 | 4164473 | L | **3,287.–** | 4201571 | L | **2,954.–** |
| **407** | G 1 | 1.5 | 57.3 | 4171724 | C | **4,270.–** | 4201573 | C | **3,934.–** |
| **410** | G 1 | 2.2 | 45.1 | 4164476 | C | **4,859.–** | 4201575 | C | **4,522.–** |

Price group: PG6

## Ordering information PN 16

MEI ≥ 0.70; materials: Hydraulics 1.4307 (AISI 304L), pump housing 1.4301 (AISI 304), gasket type: EPDM

| Helix VE | Pressure port | Rated power | Gross weight, approx. | Art. no. Cartridge mechanical seal | | | Art. no. Standard mechanical seal | | |
|---|---|---|---|---|---|---|---|---|---|
| | | $P_2$ kW | $m$ kg | | | EUR | | | EUR |
| **601** | G 1¼ | 0.55 | 30.1 | 4171660 | C | **3,288.–** | – | – | **–** |
| **602** | G 1¼ | 0.75 | 33 | 4171670 | C | **3,311.–** | 4201577 | C | **2,975.–** |
| **603** | G 1¼ | 1.1 | 39.1 | 4161425 | L | **3,327.–** | 4201579 | C | **2,992.–** |
| **604** | G 1¼ | 1.5 | 56.5 | 4171680 | L | **4,121.–** | 4201581 | L | **3,786.–** |
| **606** | G 1¼ | 2.2 | 47.7 | 4161426 | L | **4,465.–** | 4201583 | L | **4,128.–** |
| **608** | G 1¼ | 3 | 69.2 | 4171692 | L | **5,366.–** | 4201585 | L | **5,029.–** |
| **611** | G 1¼ | 4 | 83 | 4161428 | C | **5,698.–** | 4201587 | L | **5,363.–** |

= ready for delivery, L = supply availability, C = approx. 2 weeks, K = approx. 4 weeks, AX = up to 16 weeks delivery time, please inquire for every order, A = on request, = please contact Wilo
Subject to change – all prices do not include VAT. Our General Terms of Delivery and Service apply (see www.wilo.com/legal) – valid from 01/01/2022 in Germany.

**Price group: PG6**

**Ordering information PN 16**

MEI ≥ 0.70; materials: Hydraulics 1.4307 (AISI 304L), pump housing 1.4301 (AISI 304), gasket type: EPDM

| Helix VE | Pressure port | Rated power | Gross weight, approx. | Art. no. Cartridge mechanical seal | | | Art. no. Standard mechanical seal | | |
|---|---|---|---|---|---|---|---|---|---|
| | | $P_2$ kW | $m$ kg | | | EUR | | | EUR |
| **1001** | G 1½ | 0.75 | 35 | 4171628 | C | **3,817.–** | – | – | **–** |
| **1002** | G 1½ | 1.1 | 36.5 | 4161304 | C | **3,934.–** | 4201547 | L | **3,600.–** |
| **1003** | G 1½ | 1.5 | 58.6 | 4171638 | C | **4,412.–** | 4201549 | C | **4,076.–** |
| **1004** | G 1½ | 2.2 | 49.1 | 4161306 | L | **4,625.–** | 4201551 | L | **4,290.–** |
| **1005** | G 1½ | 3 | 70 | 4171650 | L | **5,567.–** | 4201553 | L | **5,233.–** |
| **1006** | G 1½ | 4 | 78.8 | 4161308 | L | **5,794.–** | 4201555 | L | **5,459.–** |
| **1009** | G 1½ | 5.5 | 117.8 | 4161311 | C | **8,583.–** | – | – | **–** |

**Price group: PG6**

**Ordering information PN 16**

MEI ≥ 0.50; materials: Hydraulics 1.4307 (AISI 304L), pump housing 1.4301 (AISI 304), gasket type: EPDM

| Helix VE | Pressure port | Rated power | Gross weight, approx. | Art. no. Cartridge mechanical seal | | | Art. no. Standard mechanical seal | | |
|---|---|---|---|---|---|---|---|---|---|
| | | $P_2$ kW | $m$ kg | | | EUR | | | EUR |
| **1601** | G 2 | 1.1 | 42.3 | 4171608 | C | **4,127.–** | – | – | **–** |
| **1602** | G 2 | 2.2 | 48.8 | 4148083 | L | **4,533.–** | 4201557 | L | **4,197.–** |
| **1603–3.0** | G 2 | 3 | 70 | 4171618 | C | **4,802.–** | 4201559 | L | **4,467.–** |
| **1603–4.0** | G 2 | 4 | 77.7 | 4148086 | L | **4,870.–** | 4201561 | L | **4,535.–** |
| **1605** | G 2 | 5.5 | 117 | 4141464 | L | **8,023.–** | – | – | **–** |
| **1605 FF240** | G 2 | 5.5 | 115.7 | 4190746 | C | **8,023.–** | – | – | **–** |
| **1606** | G 2 | 7.5 | 120.1 | 4141465 | L | **8,812.–** | – | – | **–** |
| **1606 FF240** | G 2 | 7.5 | 119 | 4190747 | C | **8,812.–** | – | – | **–** |

**Price group: PG6**

**Ordering information PN 16**

MEI ≥ 0.70; materials: Hydraulics 1.4404 (AISI 316L), pump housing 1.4409 (AISI 316L), gasket type: FKM

| Helix VE | Pressure port | Rated power | Gross weight, approx. | Art. no. Cartridge mechanical seal | | |
|---|---|---|---|---|---|---|
| | | $P_2$ kW | $m$ kg | | | EUR |
| **2201** | DN 50 | 2.2 | 80 | 4166864 | C | **7,935.–** |
| **2202–3.0** | DN 50 | 3 | 104 | 4171606 | C | **8,430.–** |
| **2202–4.0** | DN 50 | 4 | 99 | 4148001 | C | **8,939.–** |
| **2203** | DN 50 | 5.5 | 136 | 4139930 | C | **9,789.–** |
| **2204** | DN 50 | 7.5 | 143 | 4139931 | C | **10,404.–** |
| **2205** | DN 50 | 11 | 234 | 4166203 | C | **16,660.–** |

= ready for delivery, L = supply availability, C = approx. 2 weeks, K = approx. 4 weeks, AX = up to 16 weeks delivery time, please inquire for every order, A = on request, = please contact Wilo
Subject to change – all prices do not include VAT. Our General Terms of Delivery and Service apply (see www.wilo.com/legal) – valid from 01/01/2022 in Germany.

**Helix VE**

Price group: PG6

## Ordering information PN 16

MEI ≥ 0.70; materials: Monobloc pump housing EN-GJL-250 cataphoretic-coated, hydraulics 1.4307 (AISI 304L)

| Helix VE | Pressure port | Rated power | Gross weight, approx. | Art. no. Cartridge mechanical seal | | | Art. no. Standard mechanical seal | | |
|---|---|---|---|---|---|---|---|---|---|
| | | $P_2$ kW | $m$ kg | | | EUR | | | EUR |
| **2202-3.0** | DN 50 | 3 | 111 | - | - | - | 4184614 | C | **6,063.-** |
| **2202-4.0** | DN 50 | 4 | 111 | - | - | - | 4183452 | C | **6,063.-** |
| **2203 FF240** | DN 50 | 5.5 | 130 | - | - | - | 4183453 | C | **7,326.-** |
| **2204 FF240** | DN 50 | 7.5 | 136 | - | - | - | 4183454 | C | **8,675.-** |
| **2205** | DN 50 | 11 | 263 | 4183455 | C | **11,940.-** | - | - | - |

Price group: PG6

## Ordering information PN 16

MEI ≥ 0.70; materials: Hydraulics 1.4404 (AISI 316L), pump housing 1.4409 (AISI 316L), gasket type: FKM

| Helix VE | Pressure port | Rated power | Gross weight, approx. | Art. no. Cartridge mechanical seal | | |
|---|---|---|---|---|---|---|
| | | $P_2$ kW | $m$ kg | | | EUR |
| **3601** | DN 65 | 4 | 103 | 4152028 | C | **12,567.-** |
| **3602-5.5** | DN 65 | 5.5 | 143 | 4152029 | C | **10,242.-** |
| **3602-7.5** | DN 65 | 7.5 | 147 | 4152030 | C | **15,517.-** |
| **3604** | DN 65 | 11 | 247 | 4166253 | C | **17,352.-** |
| **3605** | DN 65 | 15 | 289 | 4166254 | C | **20,537.-** |

Price group: PG6

## Ordering information PN 16

MEI ≥ 0.70; materials: Hydraulics 1.4404 (AISI 316L), pump housing 1.4409 (AISI 316L), gasket type: FKM

| Helix VE | Pressure port | Rated power | Gross weight, approx. | Art. no. Cartridge mechanical seal | | | Art. no. Standard mechanical seal | | |
|---|---|---|---|---|---|---|---|---|---|
| | | $P_2$ kW | $m$ kg | | | EUR | | | EUR |
| **3602-5.5 FF240** | DN 65 | 5.5 | 135 | - | - | - | 4183460 | C | **8,012.-** |
| **3602-7,5 FF240** | DN 65 | 7.5 | 139 | - | - | - | 4183461 | C | **8,956.-** |
| **3604** | DN 65 | 11 | 269 | 4183462 | C | **12,584.-** | - | - | - |
| **3605** | DN 65 | 15 | 279 | 4183463 | C | **14,465.-** | - | - | - |

Price group: PG6

## Ordering information PN 16

MEI ≥ 0.70; materials: Hydraulics 1.4404 (AISI 316L), pump housing 1.4404 (AISI 316L), gasket type: FKM

| Helix VE | Pressure port | Rated power | Gross weight, approx. | Art. no. Cartridge mechanical seal | | |
|---|---|---|---|---|---|---|
| | | $P_2$ kW | $m$ kg | | | EUR |
| **5201** | DN 80 | 5.5 | 151 | 4152064 | C | **14,648.-** |
| **5202** | DN 80 | 7.5 | 161 | 4152065 | C | **16,277.-** |
| **5203** | DN 80 | 11 | 258 | 4166259 | C | **17,238.-** |
| **5204** | DN 80 | 15 | 301 | 4166260 | C | **20,561.-** |
| **5205** | DN 80 | 18.5 | 347 | 4166261 | C | **21,907.-** |

= ready for delivery, L = supply availability, C = approx. 2 weeks, K = approx. 4 weeks, AX = up to 16 weeks delivery time, please inquire for every order, A = on request, = please contact Wilo
Subject to change – all prices do not include VAT. Our General Terms of Delivery and Service apply (see www.wilo.com/legal) – valid from 01/01/2022 in Germany.

**Price group: PG6**

**Ordering information PN 16**

MEI ≥ 0.70; materials: Monobloc pump housing EN-GJL-250 cataphoretic-coated, hydraulics 1.4307 (AISI 304L)

| Helix VE | Pressure port | Rated power | Gross weight, approx. | Art. no. Cartridge mechanical seal | | | Art. no. Standard mechanical seal | | |
|---|---|---|---|---|---|---|---|---|---|
| | | $P_2$ kW | $m$ kg | | | EUR | | | EUR |
| **5202** | DN 80 | 7.5 | 153 | – | – | **–** | 4183468 | C | **9,096.–** |
| **5203** | DN 80 | 11 | 275 | 4183469 | C | **12,814.–** | – | – | **–** |
| **5204** | DN 80 | 15 | 318 | 4183470 | C | **15,283.–** | – | – | **–** |
| **5205** | DN 80 | 18.5 | 344 | 4183471 | C | **16,288.–** | – | – | **–** |

**Price group: PG6**

**Ordering information PN 25 1~230V**

MEI ≥ 0.70; materials: Hydraulics 1.4307 (AISI 304L), pump housing 1.4301 (AISI 304), gasket type: EPDM

| Helix VE | Pressure port | Rated power | Gross weight, approx. | Art. no. | | |
|---|---|---|---|---|---|---|
| | | $P_2$ kW | $m$ kg | | | EUR |
| **405** | DN 25 | 1.1 | 42 | **4246491** | C | **2,959.–** |

**Price group: PG6**

**Ordering information PN 25**

MEI ≥ 0.70; materials: Hydraulics 1.4307 (AISI 304L), pump housing 1.4301 (AISI 304), gasket type: EPDM

| Helix VE | Pressure port | Rated power | Gross weight, approx. | Art. no. Cartridge mechanical seal | | |
|---|---|---|---|---|---|---|
| | | $P_2$ kW | $m$ kg | | | EUR |
| **208** | DN 25 | 1.1 | 43.2 | 4164493 | C | **3,573.–** |
| **211** | DN 25 | 1.5 | 61.4 | 4171756 | C | **5,041.–** |
| **216** | DN 25 | 2.2 | 53.5 | 4164494 | C | **5,554.–** |
| **220** | DN 25 | 3 | 78.6 | 4171758 | C | **6,066.–** |
| **222** | DN 25 | 4 | 87.8 | 4164496 | C | **6,191.–** |

**Price group: PG6**

**Ordering information PN 25**

MEI ≥ 0.70; materials: Hydraulics 1.4404 (AISI 316L), pump housing 1.4409 (AISI 316L), gasket type: FKM

| Helix VE | Pressure port | Rated power | Gross weight, approx. | Art. no. Cartridge mechanical seal | | |
|---|---|---|---|---|---|---|
| | | $P_2$ kW | $m$ kg | | | EUR |
| **204** | DN 25 | 0.55 | 37.8 | 4171740 | C | **3,685.–** |
| **206** | DN 25 | 0.75 | 40.9 | 4171746 | C | **3,918.–** |
| **208** | DN 25 | 1.1 | 43.2 | 4164492 | C | **4,088.–** |
| **211** | DN 25 | 1.5 | 61.4 | 4171753 | C | **5,504.–** |
| **216** | DN 25 | 2.2 | 53.5 | 4164495 | C | **6,047.–** |
| **220** | DN 25 | 3 | 78.6 | 4171759 | C | **6,654.–** |
| **222** | DN 25 | 4 | 87.8 | 4164497 | C | **6,956.–** |

= ready for delivery, L = supply availability, C = approx. 2 weeks, K = approx. 4 weeks, AX = up to 16 weeks delivery time, please inquire for every order, A = on request, = please contact Wilo
Subject to change – all prices do not include VAT. Our General Terms of Delivery and Service apply (see www.wilo.com/legal) – valid from 01/01/2022 in Germany.

Price group: PG6

**Ordering information PN 25**

MEI ≥ 0.70; materials: Hydraulics 1.4307 (AISI 304L), pump housing 1.4301 (AISI 304), gasket type: EPDM

| Helix VE | Pressure port | Rated power | Gross weight, approx. | Art. no. Cartridge mechanical seal | | |
|---|---|---|---|---|---|---|
| | | $P_2$ kW | $m$ kg | | | EUR |
| **407** | DN 25 | 1.5 | 59.4 | 4171732 | C | **4,491.–** |
| **410** | DN 25 | 2.2 | 50.5 | 4164479 | C | **4,999.–** |
| **413** | DN 25 | 3 | 72.5 | 4171734 | C | **5,220.–** |
| **418** | DN 25 | 4 | 85.4 | 4164480 | C | **6,792.–** |

Price group: PG6

**Ordering information PN 25**

MEI ≥ 0.70; materials: Hydraulics 1.4404 (AISI 316L), pump housing 1.4409 (AISI 316L), gasket type: FKM

| Helix VE | Pressure port | Rated power | Gross weight, approx. | Art. no. Cartridge mechanical seal | | |
|---|---|---|---|---|---|---|
| | | $P_2$ kW | $m$ kg | | | EUR |
| **403** | DN 25 | 0.55 | 32.6 | 4171704 | C | **3,543.–** |
| **404** | DN 25 | 0.75 | 39.9 | 4171714 | C | **3,746.–** |
| **405** | DN 25 | 1.1 | 41.7 | 4164475 | C | **3,862.–** |
| **407** | DN 25 | 1.5 | 59.4 | 4171725 | C | **4,814.–** |
| **410** | DN 25 | 2.2 | 50.5 | 4164477 | C | **5,473.–** |
| **413** | DN 25 | 3 | 72.5 | 4171735 | C | **5,789.–** |
| **418** | DN 25 | 4 | 85.4 | 4164481 | C | **7,438.–** |

Price group: PG6

**Ordering information PN 25**

MEI ≥ 0.70; materials: Hydraulics 1.4404 (AISI 316L), pump housing 1.4409 (AISI 316L), gasket type: FKM

| Helix VE | Pressure port | Rated power | Gross weight, approx. | Art. no. Cartridge mechanical seal | | |
|---|---|---|---|---|---|---|
| | | $P_2$ kW | $m$ kg | | | EUR |
| **606** | DN 32 | 2.2 | 51 | 4161427 | C | **4,658.–** |
| **608** | DN 32 | 3 | 72.6 | 4171700 | C | **5,626.–** |
| **611** | DN 32 | 4 | 86.3 | 4161429 | C | **5,962.–** |
| **615** | DN 32 | 5.5 | 150.6 | 4161430 | C | **8,078.–** |
| **619** | DN 32 | 7.5 | 156 | 4161431 | C | **9,012.–** |

Price group: PG6

**Ordering information PN 25**

MEI ≥ 0.70; materials: Hydraulics 1.4404 (AISI 316L), pump housing 1.4409 (AISI 316L), gasket type: FKM

| Helix VE | Pressure port | Rated power | Gross weight, approx. | Art. no. Cartridge mechanical seal | | |
|---|---|---|---|---|---|---|
| | | $P_2$ kW | $m$ kg | | | EUR |
| **601** | DN 32 | 0.55 | 31.5 | 4171662 | C | **3,603.–** |
| **602** | DN 32 | 0.75 | 38.9 | 4171672 | C | **3,603.–** |
| **603** | DN 32 | 1.1 | 40.5 | 4161432 | C | **3,663.–** |
| **604** | DN 32 | 1.5 | 57.9 | 4171682 | C | **5,054.–** |
| **606** | DN 32 | 2.2 | 51 | 4161433 | C | **5,216.–** |
| **608** | DN 32 | 3 | 72.6 | 4171693 | C | **5,806.–** |
| **611** | DN 32 | 4 | 86.3 | 4161434 | C | **6,495.–** |

= ready for delivery, L = supply availability, C = approx. 2 weeks, K = approx. 4 weeks, AX = up to 16 weeks delivery time, please inquire for every order, A = on request, = please contact Wilo
Subject to change – all prices do not include VAT. Our General Terms of Delivery and Service apply (see www.wilo.com/legal) – valid from 01/01/2022 in Germany.

**Price group: PG6**

**Ordering information PN 25**

MEI ≥ 0.70; materials: Hydraulics 1.4404 (AISI 316L), pump housing 1.4409 (AISI 316L), gasket type: FKM

| Helix VE | Pressure port | Rated power | Gross weight, approx. | Art. no. Cartridge mechanical seal | | |
|---|---|---|---|---|---|---|
| | | $P_2$ kW | $m$ kg | | | EUR |
| **615** | DN 32 | 5.5 | 150.6 | 4161435 | C | **9,416.–** |
| **619** | DN 32 | 7.5 | 156 | 4161436 | C | **10,544.–** |

**Price group: PG6**

**Ordering information PN 25**

MEI ≥ 0.70; materials: Hydraulics 1.4307 (AISI 304L), pump housing 1.4301 (AISI 304), gasket type: EPDM

| Helix VE | Pressure port | Rated power | Gross weight, approx. | Art. no. Cartridge mechanical seal | | |
|---|---|---|---|---|---|---|
| | | $P_2$ kW | $m$ kg | | | EUR |
| **1005** | DN 40 | 3 | 72.4 | 4171658 | C | **5,711.–** |
| **1006** | DN 40 | 4 | 82 | 4161309 | C | **5,897.–** |
| **1009** | DN 40 | 5.5 | 121.1 | 4161312 | C | **8,812.–** |
| **1012** | DN 40 | 7.5 | 126.3 | 4161314 | C | **9,887.–** |

**Price group: PG6**

**Ordering information PN 25**

MEI ≥ 0.70; materials: Hydraulics 1.4404 (AISI 316L), pump housing 1.4409 (AISI 316L), gasket type: FKM

| Helix VE | Pressure port | Rated power | Gross weight, approx. | Art. no. Cartridge mechanical seal | | |
|---|---|---|---|---|---|---|
| | | $P_2$ kW | $m$ kg | | | EUR |
| **1001** | DN 40 | 0.75 | 37.8 | 4171630 | C | **4,093.–** |
| **1002** | DN 40 | 1.1 | 39.8 | 4161316 | C | **4,232.–** |
| **1003** | DN 40 | 1.5 | 61.5 | 4171640 | C | **4,903.–** |
| **1004** | DN 40 | 2.2 | 52.5 | 4161317 | C | **5,012.–** |
| **1005** | DN 40 | 3 | 72.4 | 4171651 | C | **6,058.–** |
| **1006** | DN 40 | 4 | 82 | 4161318 | C | **6,228.–** |
| **1009** | DN 40 | 5.5 | 121.1 | 4161319 | C | **9,155.–** |
| **1012** | DN 40 | 7.5 | 126.3 | 4161320 | C | **10,359.–** |

**Price group: PG6**

**Ordering information PN 25**

MEI ≥ 0.50; materials: Hydraulics 1.4307 (AISI 304L), pump housing 1.4301 (AISI 304), gasket type: EPDM

| Helix VE | Pressure port | Rated power | Gross weight, approx. | Art. no. Cartridge mechanical seal | | |
|---|---|---|---|---|---|---|
| | | $P_2$ kW | $m$ kg | | | EUR |
| **1603–4.0** | DN 50 | 4 | 78.6 | 4148087 | C | **4,925.–** |
| **1605** | DN 50 | 5.5 | 117.7 | 4141466 | C | **8,175.–** |
| **1606** | DN 50 | 7.5 | 121.1 | 4141467 | C | **8,967.–** |

= ready for delivery, L = supply availability, C = approx. 2 weeks, K = approx. 4 weeks, AX = up to 16 weeks delivery time, please inquire for every order, A = on request, = please contact Wilo
Subject to change – all prices do not include VAT. Our General Terms of Delivery and Service apply (see www.wilo.com/legal) – valid from 01/01/2022 in Germany.

**Helix VE**

**Price group: PG6**

**Ordering information PN 25**

MEI ≥ 0.50; materials: Hydraulics 1.4404 (AISI 316L), pump housing 1.4409 (AISI 316L), gasket type: FKM

| Helix VE | Pressure port | Rated power | Gross weight, approx. | Art. no. Cartridge mechanical seal | | |
|---|---|---|---|---|---|---|
| | | $P_2$ kW | $m$ kg | | | EUR |
| **1601** | DN 50 | 1.1 | 43.3 | 4171610 | C | **4,449.–** |
| **1602** | DN 50 | 2.2 | 49.8 | 4152100 | C | **4,767.–** |
| **1603-3.0** | DN 50 | 3 | 70.5 | 4171620 | C | **4,989.–** |
| **1603-4.0** | DN 50 | 4 | 78.6 | 4152101 | C | **4,926.–** |
| **1605** | DN 50 | 5.5 | 117.7 | 4152102 | C | **9,867.–** |
| **1606** | DN 50 | 7.5 | 121.1 | 4152103 | C | **10,533.–** |

**Price group: PG6**

**Ordering information PN 25**

MEI ≥ 0.70; materials: Hydraulics 1.4404 (AISI 316L), pump housing 1.4404 (AISI 316L), gasket type: FKM

| Helix VE | Pressure port | Rated power | Gross weight, approx. | Art. no. Cartridge mechanical seal | | |
|---|---|---|---|---|---|---|
| | | $P_2$ kW | $m$ kg | | | EUR |
| **2203** | DN 25 | 5.5 | 136 | 4140699 | C | **9,888.–** |
| **2204** | DN 25 | 7.5 | 143 | 4140700 | C | **10,528.–** |
| **2205** | DN 25 | 11 | 234 | 4166210 | C | **16,894.–** |
| **2207** | DN 25 | 15 | 270 | 4166204 | C | **20,979.–** |
| **2208** | DN 25 | 18.5 | 280 | 4166205 | C | **20,224.–** |
| **2209** | DN 25 | 22 | 321 | 4166206 | C | **23,244.–** |

**Price group: PG6**

**Ordering information PN 25**

MEI ≥ 0.70; materials: Hydraulics 1.4404 (AISI 316L), pump housing 1.4404 (AISI 316L), gasket type: FKM

| Helix VE | Pressure port | Rated power | Gross weight, approx. | Art. no. Cartridge mechanical seal | | |
|---|---|---|---|---|---|---|
| | | $P_2$ kW | $m$ kg | | | EUR |
| **3604** | DN 65 | 11 | 247 | 4166255 | C | **17,422.–** |
| **3605** | DN 65 | 15 | 289 | 4166256 | C | **20,617.–** |
| **3607** | DN 65 | 18.5 | 335 | 4166257 | C | **23,234.–** |
| **3608** | DN 65 | 22 | 347 | 4166258 | C | **25,980.–** |

**Price group: PG6**

**Ordering information PN 25**

MEI ≥ 0.70; materials: Hydraulics 1.4404 (AISI 316L), pump housing 1.4404 (AISI 316L), gasket type: FKM

| Helix VE | Pressure port | Rated power | Gross weight, approx. | Art. no. Cartridge mechanical seal | | |
|---|---|---|---|---|---|---|
| | | $P_2$ kW | $m$ kg | | | EUR |
| **5203** | DN 80 | 11 | 258 | 4166262 | C | **17,450.–** |
| **5204** | DN 80 | 15 | 301 | 4166263 | C | **20,746.–** |
| **5205** | DN 80 | 18.5 | 347 | 4166264 | C | **22,098.–** |
| **5206** | DN 80 | 22 | 353 | 4166265 | C | **24,183.–** |

= ready for delivery, L = supply availability, C = approx. 2 weeks, K = approx. 4 weeks, AX = up to 16 weeks delivery time, please inquire for every order, A = on request, = please contact Wilo
Subject to change – all prices do not include VAT. Our General Terms of Delivery and Service apply (see www.wilo.com/legal) – valid from 01/01/2022 in Germany.



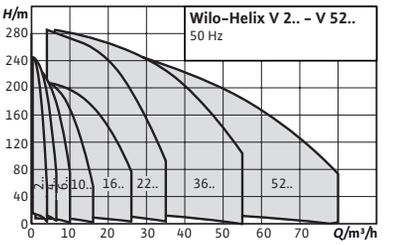


**Accessories** **Page**

Accessories 375

**Series extension**



# Wilo-Helix V

## Construction

Non-self-priming, high-efficiency multistage high-pressure centrifugal pump in vertical design with in-line connections

## Application

- → Water supply and pressure boosting
- → Industrial circulation systems
- → Process water
- → Closed cooling circuits
- → Fire extinguishing systems
- → Washing systems
- → Irrigation

## Scope of delivery

- → Helix V high-pressure multistage centrifugal pump
- → Installation and operating instructions
- → Helix V 2 – 16 (version PN16 with oval flanges): counter flanges made of stainless steel with the corresponding screws, nuts and gaskets

## Your advantages

- → Efficiency-optimised, laser-welded 2D/3D hydraulics, flow and degassing optimised
- → Corrosion-resistant impellers, guide vanes and stage housings
- → Flow and NPSH-optimised pump housing
- → Maintenance-friendly design with particularly robust coupling guard
- → Drinking water approval for pumps with parts that come in contact with the fluid made of stainless steel (EPDM version)

## General notes – ErP (Ecodesign) Directive

The following pages list the respective nominal flow rate within the series. Reference value MEI for water pumps with the best efficiency is ≥ 0.70. For more detailed information on the MEI values of the individual pump types, see: Wilo Online Catalogue, available at www.wilo.com

**Price group: PG6**

## Ordering information PN 16 1~230 V

MEI ≥ 0.70; materials: Hydraulics 1.4307 (AISI 304L), pump housing 1.4301 (AISI 304), gasket type: EPDM

| Helix V | Pressure port | Rated power | Gross weight, approx. | Art. no. Standard mechanical seal | | |
|---|---|---|---|---|---|---|
| | | $P_2$ kW | $m$ kg | | | EUR |
| **202** | DN 25 | 0.37 | 25.9 | **4234636** | C | **940.–** |
| **203** | DN 25 | 0.37 | 26.3 | **4234599** | C | **992.–** |
| **204** | DN 25 | 0.37 | 26.8 | **4234600** | C | **1,107.–** |
| **205** | DN 25 | 0.55 | 27.7 | **4234601** | C | **1,162.–** |
| **206** | DN 25 | 0.55 | 28.1 | **4234602** | C | **1,260.–** |
| **207** | DN 25 | 0.55 | 29.2 | **4234603** | C | **1,322.–** |
| **208** | DN 25 | 0.75 | 31.2 | **4234604** | C | **1,448.–** |
| **209** | DN 25 | 0.75 | 32.7 | **4234605** | C | **1,516.–** |
| **210** | DN 25 | 0.75 | 33.1 | **4234606** | C | **1,641.–** |
| **211** | DN 25 | 1.1 | 35.7 | **4234607** | C | **1,651.–** |
| **212** | DN 25 | 1.1 | 36.1 | **4234608** | C | **1,784.–** |
| **213** | DN 25 | 1.1 | 37 | **4234609** | C | **1,914.–** |
| **214** | DN 25 | 1.1 | 37.1 | **4234610** | C | **2,042.–** |
| **216** | DN 25 | 1.5 | 44.8 | **4234611** | C | **2,165.–** |
| **218** | DN 25 | 1.5 | 45 | **4234612** | C | **2,568.–** |

**Price group: PG6**

## Ordering information PN 16

MEI ≥ 0.70; materials: Hydraulics 1.4307 (AISI 304L), pump housing 1.4301 (AISI 304), gasket type: EPDM

| Helix V | Pressure port | Rated power | Gross weight, approx. | Art. no. Cartridge mechanical seal | | | Art. no. Standard mechanical seal | | |
|---|---|---|---|---|---|---|---|---|---|
| | | $P_2$ kW | $m$ kg | | | EUR | | | EUR |
| **202** | G 1 | 0.37 | 26 | 4161704 | C | **1,140.–** | 4201337 | L | **938.–** |
| **203** | G 1 | 0.37 | 27 | 4161705 | C | **1,194.–** | 4201339 | L | **993.–** |
| **204** | G 1 | 0.37 | 27 | 4161706 | C | **1,307.–** | 4201341 | L | **1,107.–** |
| **205** | G 1 | 0.55 | 32 | 4161707 | C | **1,365.–** | 4201343 | C | **1,162.–** |
| **206** | G 1 | 0.55 | 32 | 4161708 | C | **1,459.–** | 4201345 | C | **1,258.–** |
| **207** | G 1 | 0.55 | 33 | 4161709 | C | **1,523.–** | 4201347 | C | **1,322.–** |
| **208** | G 1 | 0.75 | 38 | 4161710 | C | **1,649.–** | 4201349 | C | **1,448.–** |
| **209** | G 1 | 0.75 | 38 | 4161711 | C | **1,717.–** | 4201351 | C | **1,516.–** |
| **210** | G 1 | 0.75 | 39 | 4161713 | C | **1,842.–** | 4201353 | C | **1,642.–** |
| **211** | G 1 | 1.1 | 41 | 4161715 | C | **1,853.–** | 4201355 | C | **1,651.–** |
| **212** | G 1 | 1.1 | 44 | 4161717 | C | **1,983.–** | 4201357 | C | **1,784.–** |
| **213** | G 1 | 1.1 | 45 | 4161719 | C | **2,116.–** | 4201359 | C | **1,914.–** |
| **214** | G 1 | 1.1 | 45 | 4161721 | C | **2,242.–** | 4201360 | C | **2,042.–** |
| **216** | G 1 | 1.5 | 50 | 4161723 | C | **2,367.–** | 4201361 | C | **2,165.–** |
| **218** | G 1 | 1.5 | 51 | 4161725 | C | **2,769.–** | 4201362 | C | **2,568.–** |
| **220** | G 1 | 2.2 | 67 | 4161727 | C | **2,959.–** | 4201363 | C | **2,760.–** |



= ready for delivery, L = supply availability, C = approx. 2 weeks, K = approx. 4 weeks, AX = up to 16 weeks delivery time, please inquire for every order, A = on request, = please contact Wilo
Subject to change – all prices do not include VAT. Our General Terms of Delivery and Service apply (see www.wilo.com/legal) – valid from 01/01/2022 in Germany.

Price group: PG6

## Ordering information PN 16 1~230 V

MEI ≥ 0.70; materials: Hydraulics 1.4307 (AISI 304L), pump housing 1.4301 (AISI 304), gasket type: EPDM

| Helix V | Pressure port | Rated power | Gross weight, approx. | Art. no. Standard mechanical seal | | |
|---|---|---|---|---|---|---|
| | | $P_2$ kW | $m$ kg | | | EUR |
| **402** | G 1 | 0.37 | 24.9 | 4234068 | C | **1,067.–** |
| **403** | G 1 | 0.37 | 25.3 | 4234069 | C | **1,126.–** |
| **404** | G 1 | 0.55 | 26.2 | 4234070 | C | **1,253.–** |
| **405** | G 1 | 0.75 | 29.7 | 4234071 | C | **1,322.–** |
| **406** | G 1 | 0.75 | 30.2 | 4234072 | C | **1,471.–** |
| **407** | G 1 | 1.1 | 30.7 | 4234073 | C | **1,532.–** |
| **408** | G 1 | 1.1 | 33.2 | 4234074 | C | **1,691.–** |
| **409** | G 1 | 1.1 | 33.7 | 4234075 | C | **1,757.–** |
| **410** | G 1 | 1.5 | 40.9 | 4234076 | C | **1,879.–** |
| **411** | G 1 | 1.5 | 41.4 | 4234077 | C | **2,017.–** |
| **412** | G 1 | 1.5 | 41.8 | 4234078 | C | **2,160.–** |

Price group: PG6

## Ordering information PN 16

MEI ≥ 0.70; materials: Hydraulics 1.4307 (AISI 304L), pump housing 1.4301 (AISI 304), gasket type: EPDM

| Helix V | Pressure port | Rated power | Gross weight, approx. | Art. no. Cartridge mechanical seal | | | Art. no. Standard mechanical seal | | |
|---|---|---|---|---|---|---|---|---|---|
| | | $P_2$ kW | $m$ kg | | | EUR | | | EUR |
| **402** | G 1 | 0.37 | 26 | 4160518 | C | **1,266.–** | 4201364 | L | **1,065.–** |
| **403** | G 1 | 0.37 | 26 | 4160519 | C | **1,329.–** | 4201366 | L | **1,127.–** |
| **404** | G 1 | 0.55 | 28 | 4160520 | C | **1,454.–** | 4201369 | L | **1,254.–** |
| **405** | G 1 | 0.75 | 35 | 4160521 | L | **1,523.–** | 4201372 | L | **1,322.–** |
| **406** | G 1 | 0.75 | 36 | 4160522 | C | **1,673.–** | 4201374 | C | **1,471.–** |
| **407** | G 1 | 1.1 | 38 | 4160523 | C | **1,732.–** | 4201377 | L | **1,532.–** |
| **408** | G 1 | 1.1 | 38 | 4193858 | C | **1,894.–** | 4201380 | C | **1,692.–** |
| **409** | G 1 | 1.1 | 39 | 4160526 | C | **1,961.–** | 4201382 | L | **1,758.–** |
| **410** | G 1 | 1.5 | 44 | 4160528 | C | **2,081.–** | 4201385 | C | **1,880.–** |
| **411** | G 1 | 1.5 | 44 | 4160530 | C | **2,221.–** | 4201388 | C | **2,019.–** |
| **412** | G 1 | 1.5 | 47 | 4160532 | C | **2,360.–** | 4201390 | C | **2,160.–** |
| **413** | G 1 | 2.2 | 50 | 4160534 | C | **2,485.–** | 4201392 | C | **2,283.–** |
| **414** | G 1 | 2.2 | 50 | 4160536 | C | **2,567.–** | 4201393 | C | **2,367.–** |
| **416** | G 1 | 2.2 | 51 | 4160538 | C | **2,694.–** | 4201395 | C | **2,493.–** |
| **418** | G 1 | 2.2 | 52 | 4160540 | C | **2,817.–** | 4201397 | C | **2,615.–** |
| **420** | G 1 | 3 | 76 | 4160542 | C | **2,945.–** | 4201399 | C | **2,744.–** |

= ready for delivery, L = supply availability, C = approx. 2 weeks, K = approx. 4 weeks, AX = up to 16 weeks delivery time, please inquire for every order, A = on request, = please contact Wilo
Subject to change – all prices do not include VAT. Our General Terms of Delivery and Service apply (see www.wilo.com/legal) – valid from 01/01/2022 in Germany.

Helix V

**Price group: PG6**

## Ordering information PN 16 1~230 V

MEI ≥ 0.70; materials: Hydraulics 1.4307 (AISI 304L), pump housing 1.4301 (AISI 304), gasket type: EPDM

| Helix V | Pressure port | Rated power | Gross weight, approx. | Art. no. Standard mechanical seal | | |
|---|---|---|---|---|---|---|
| | | $P_2$ kW | $m$ kg | | | EUR |
| **601** | G 1¼ | 0.37 | 25.7 | 4234090 | C | **1,120.–** |
| **602** | G 1¼ | 0.55 | 26.7 | 4234091 | C | **1,229.–** |
| **603** | G 1¼ | 0.55 | 27.3 | 4234092 | C | **1,291.–** |
| **604** | G 1¼ | 0.75 | 31.9 | 4234093 | C | **1,455.–** |
| **605** | G 1¼ | 1.1 | 34.1 | 4234094 | C | **1,579.–** |
| **606** | G 1¼ | 1.1 | 34.3 | 4234095 | C | **1,645.–** |
| **607** | G 1¼ | 1.5 | 41.5 | 4234096 | C | **1,930.–** |
| **608** | G 1¼ | 1.5 | 42.3 | 4234097 | C | **2,197.–** |

**Price group: PG6**

## Ordering information PN 16

MEI ≥ 0.70; materials: Hydraulics 1.4307 (AISI 304L), pump housing 1.4301 (AISI 304), gasket type: EPDM

| Helix V | Pressure port | Rated power | Gross weight, approx. | Art. no. Cartridge mechanical seal | | | Art. no. Standard mechanical seal | | |
|---|---|---|---|---|---|---|---|---|---|
| | | $P_2$ kW | $m$ kg | | | EUR | | | EUR |
| **601** | G 1¼ | 0.37 | 26 | 4156030 | C | **1,387.–** | – | – | **–** |
| **602** | G 1¼ | 0.55 | 28 | 4156031 | C | **1,431.–** | 4201400 | L | **1,230.–** |
| **603** | G 1¼ | 0.55 | 29 | 4156032 | C | **1,492.–** | 4201402 | L | **1,292.–** |
| **604** | G 1¼ | 0.75 | 34 | 4156033 | C | **1,654.–** | 4201405 | L | **1,454.–** |
| **605** | G 1¼ | 1.1 | 39 | 4156034 | C | **1,781.–** | 4201408 | L | **1,579.–** |
| **606** | G 1¼ | 1.1 | 40 | 4156035 | C | **1,846.–** | 4201411 | L | **1,645.–** |
| **607** | G 1¼ | 1.5 | 45 | 4156036 | C | **2,131.–** | 4201414 | L | **1,930.–** |
| **608** | G 1¼ | 1.5 | 48 | 4156038 | C | **2,399.–** | 4201417 | L | **2,197.–** |
| **609** | G 1¼ | 2.2 | 51 | 4156040 | C | **2,459.–** | 4201420 | L | **2,258.–** |
| **610** | G 1¼ | 2.2 | 51 | 4156042 | C | **2,526.–** | 4201423 | L | **2,324.–** |
| **611** | G 1¼ | 2.2 | 53 | 4156044 | C | **2,585.–** | 4201426 | L | **2,384.–** |
| **612** | G 1¼ | 3 | 77 | 4156046 | C | **2,710.–** | 4201428 | L | **2,509.–** |
| **613** | G 1¼ | 3 | 78 | 4156048 | C | **2,859.–** | 4201430 | C | **2,656.–** |
| **614** | G 1¼ | 3 | 78 | 4156050 | C | **3,007.–** | 4201432 | C | **2,806.–** |
| **615** | G 1¼ | 3 | 80 | 4156052 | C | **3,132.–** | 4201434 | C | **2,931.–** |
| **616** | G 1¼ | 4 | 77 | 4156054 | C | **3,229.–** | 4201436 | C | **3,027.–** |

**Price group: PG6**

## Ordering information PN 16 1~230 V

MEI ≥ 0.70; materials: Hydraulics 1.4307 (AISI 304L), pump housing 1.4301 (AISI 304), gasket type: EPDM

| Helix V | Pressure port | Rated power | Gross weight, approx. | Art. no. Standard mechanical seal | | |
|---|---|---|---|---|---|---|
| | | $P_2$ kW | $m$ kg | | | EUR |
| **1001** | G 1½ | 0.55 | 31.5 | 4234106 | C | **1,275.–** |
| **1002** | G 1½ | 0.75 | 31.6 | 4234107 | C | **1,399.–** |
| **1003** | G 1½ | 1.1 | 34.6 | 4234108 | C | **1,517.–** |
| **1004** | G 1½ | 1.5 | 44.3 | 4234109 | C | **1,721.–** |

= ready for delivery, L = supply availability, C = approx. 2 weeks, K = approx. 4 weeks, AX = up to 16 weeks delivery time, please inquire for every order, A = on request, = please contact Wilo
Subject to change – all prices do not include VAT. Our General Terms of Delivery and Service apply (see www.wilo.com/legal) – valid from 01/01/2022 in Germany.

**Price group: PG6**

## Ordering information PN 16

MEI ≥ 0.70; materials: Hydraulics 1.4307 (AISI 304L), pump housing 1.4301 (AISI 304), gasket type: EPDM

| Helix V | Pressure port | Rated power | Gross weight, approx. | Art. no. Cartridge mechanical seal | | | Art. no. Standard mechanical seal | | |
|---|---|---|---|---|---|---|---|---|---|
| | | $P_2$ kW | $m$ kg | | 🚚 | EUR | | 🚚 | EUR |
| **1001** | G 1½ | 0.55 | 30 | 4150540 | C | **1,497.–** | – | – | **–** |
| **1002** | G 1½ | 0.75 | 35 | 4150541 | C | **1,600.–** | 4201281 | L | **1,399.–** |
| **1003** | G 1½ | 1.1 | 40 | 4150542 | C | **1,718.–** | 4201284 | L | **1,517.–** |
| **1004** | G 1½ | 1.5 | 46 | 4150543 | C | **1,923.–** | 4201287 | L | **1,721.–** |
| **1005** | G 1½ | 2.2 | 48 | 4150544 | C | **2,167.–** | 4201290 | L | **1,968.–** |
| **1006** | G 1½ | 2.2 | 49 | 4150546 | C | **2,289.–** | 4201293 | L | **2,089.–** |
| **1007** | G 1½ | 3 | 60 | 4150548 | C | **2,656.–** | 4201296 | L | **2,457.–** |
| **1008** | G 1½ | 3 | 61 | 4150550 | C | **2,777.–** | 4201299 | L | **2,576.–** |
| **1009** | G 1½ | 4 | 72 | 4150552 | C | **3,011.–** | 4201302 | L | **2,811.–** |
| **1010** | G 1½ | 4 | 76 | 4150554 | C | **3,160.–** | 4201304 | L | **2,958.–** |
| **1011** | G 1½ | 4 | 77 | 4150556 | C | **3,389.–** | 4201306 | L | **3,187.–** |
| **1012** | G 1½ | 5.5 | 92 | 4150558 | C | **3,887.–** | 4201308 | C | **3,685.–** |
| **1013** | G 1½ | 5.5 | 93 | 4150560 | C | **4,472.–** | 4201310 | C | **4,272.–** |

**Price group: PG6**

## Ordering information PN 16

MEI ≥ 0.50; materials: Hydraulics 1.4307 (AISI 304L), pump housing 1.4301 (AISI 304), gasket type: EPDM

| Helix V | Pressure port | Rated power | Gross weight, approx. | Art. no. Cartridge mechanical seal | | | Art. no. Standard mechanical seal | | |
|---|---|---|---|---|---|---|---|---|---|
| | | $P_2$ kW | $m$ kg | | 🚚 | EUR | | 🚚 | EUR |
| **1601** | G 2 | 0.75 | 41 | 4141144 | C | **1,493.–** | – | – | **–** |
| **1602** | G 2 | 1.5 | 47 | 4141145 | C | **1,859.–** | 4201313 | L | **1,657.–** |
| **1603** | G 2 | 2.2 | 49 | 4141146 | L | **1,949.–** | 4201316 | L | **1,749.–** |
| **1604** | G 2 | 3 | 60 | 4141147 | L | **2,348.–** | 4201321 | L | **2,146.–** |
| **1605** | G 2 | 4 | 61 | 4141148 | L | **2,688.–** | 4201325 | L | **2,487.–** |
| **1606** | G 2 | 4 | 72 | 4141150 | L | **3,022.–** | 4201328 | L | **2,821.–** |
| **1607** | G 2 | 5.5 | 88 | 4141152 | L | **3,453.–** | 4201331 | L | **3,251.–** |
| **1608** | G 2 | 5.5 | 92 | 4141154 | C | **3,786.–** | 4201334 | L | **3,584.–** |
| **1609** | G 2 | 7.5 | 92 | 4141176 | C | **4,164.–** | – | – | **–** |
| **1609 FF240** | G 2 | 7.5 | 100 | 4182514 | C | **4,164.–** | – | – | **–** |
| **1610** | G 2 | 7.5 | 94 | 4141177 | C | **4,577.–** | – | – | **–** |
| **1610 FF240** | G 2 | 7.5 | 102 | 4182515 | C | **4,577.–** | – | – | **–** |
| **1611** | G 2 | 7.5 | 95 | 4141178 | C | **5,287.–** | – | – | **–** |
| **1611 FF240** | G 2 | 7.5 | 103 | 4182516 | C | **5,287.–** | – | – | **–** |

🚚 = ready for delivery, L = supply availability, C = approx. 2 weeks, K = approx. 4 weeks, AX = up to 16 weeks delivery time, please inquire for every order, A = on request, 📞 = please contact Wilo
Subject to change – all prices do not include VAT. Our General Terms of Delivery and Service apply (see www.wilo.com/legal) – valid from 01/01/2022 in Germany.

## Helix V

Price group: PG6

## Ordering information PN 16

MEI ≥ 0.70; materials: Hydraulics 1.4404 (AISI 316L), pump housing 1.4409 (AISI 316L), gasket type: FKM

| Helix V | Pressure port | Rated power | Gross weight, approx. | Art. no. Cartridge mechanical seal | | |
|---|---|---|---|---|---|---|
| | | $P_2$ kW | $m$ kg | | | EUR |
| **2201** | DN 50 | 1.5 | 77 | 4139774 | C | **2,888.–** |
| **2202** | DN 50 | 3 | 92 | 4139775 | C | **3,538.–** |
| **2203** | DN 50 | 4 | 95 | 4139776 | C | **3,974.–** |
| **2204** | DN 50 | 5.5 | 112 | 4139777 | C | **5,007.–** |
| **2205** | DN 50 | 7.5 | 124 | 4139779 | C | **5,541.–** |
| **2206** | DN 50 | 7.5 | 126 | 4139781 | C | **6,033.–** |
| **2207** | DN 50 | 9 | 149 | 4139783 | C | **6,846.–** |
| **2208** | DN 50 | 11 | 171 | 4139785 | C | **7,973.–** |

Price group: PG6

## Ordering information PN 16

MEI ≥ 0.70; materials: Monobloc pump housing EN-GJL-250 cataphoretic-coated, hydraulics 1.4307 (AISI 304L)

| Helix V | Pressure port | Rated power | Gross weight, approx. | Art. no. Standard mechanical seal | | |
|---|---|---|---|---|---|---|
| | | $P_2$ kW | $m$ kg | | | EUR |
| **2202** | DN 50 | 3 | 78 | 4183363 | C | **2,668.–** |
| **2203** | DN 50 | 4 | 81 | 4183364 | C | **3,402.–** |
| **2204** | DN 50 | 5.5 | 95 | 4183365 | C | **3,468.–** |
| **2205** | DN 50 | 7.5 | 105 | 4183366 | C | **3,836.–** |
| **2206** | DN 50 | 7.5 | 106 | 4183367 | C | **4,175.–** |
| **2207** | DN 50 | 9 | 132 | 4183368 | C | **4,741.–** |
| **2208** | DN 50 | 11 | 139 | 4183369 | C | **5,518.–** |

Price group: PG6

## Ordering information PN 16

MEI ≥ 0.70; materials: Hydraulics 1.4404 (AISI 316L), pump housing 1.4409 (AISI 316L), gasket type: FKM

| Helix V | Pressure port | Rated power | Gross weight, approx. | Art. no. Cartridge mechanical seal | | |
|---|---|---|---|---|---|---|
| | | $P_2$ kW | $m$ kg | | | EUR |
| **3601/1** | DN 65 | 2.2 | 87 | 4150744 | C | **3,949.–** |
| **3601** | DN 65 | 3 | 100 | 4150745 | C | **4,125.–** |
| **3602/2** | DN 65 | 4 | 104 | 4150746 | C | **4,484.–** |
| **3602** | DN 65 | 5.5 | 117 | 4150748 | C | **5,829.–** |
| **3602/1** | DN 65 | 5.5 | 117 | 4150747 | C | **5,650.–** |
| **3603/1** | DN 65 | 7.5 | 135 | 4150751 | C | **7,202.–** |
| **3603/2** | DN 65 | 7.5 | 135 | 4150749 | C | **6,635.–** |
| **3603** | DN 65 | 9 | 156 | 4150753 | C | **7,887.–** |
| **3604** | DN 65 | 11 | 180 | 4150757 | C | **9,413.–** |
| **3604/2** | DN 65 | 11 | 180 | 4150755 | C | **8,937.–** |
| **3605** | DN 65 | 15 | 220 | 4150761 | C | **10,811.–** |
| **3605/2** | DN 65 | 15 | 220 | 4150759 | C | **10,298.–** |
| **3606/2** | DN 65 | 15 | 252 | 4150763 | C | **11,876.–** |
| **3606** | DN 65 | 18.5 | 247 | 4150765 | C | **13,676.–** |

= ready for delivery, L = supply availability, C = approx. 2 weeks, K = approx. 4 weeks, AX = up to 16 weeks delivery time, please inquire for every order, A = on request, = please contact Wilo
Subject to change – all prices do not include VAT. Our General Terms of Delivery and Service apply (see www.wilo.com/legal) – valid from 01/01/2022 in Germany.

**Price group: PG6**

**Ordering information PN 16**

MEI ≥ 0.70; materials: Monobloc pump housing EN-GJL-250 cataphoretic-coated, hydraulics 1.4307 (AISI 304L)

| Helix V | Pressure port | Rated power | Gross weight, approx. | Art. no. Cartridge mechanical seal | | | Art. no. Standard mechanical seal | | |
|---|---|---|---|---|---|---|---|---|---|
| | | $P_2$ kW | $m$ kg | | 🚚 | EUR | | 🚚 | EUR |
| **3602/2** | DN 65 | 4 | 85 | – | – | – | 4183402 | C | **2,823.–** |
| **3602** | DN 65 | 5.5 | 93 | – | – | – | 4183403 | C | **4,032.–** |
| **3603/1** | DN 65 | 7.5 | 108 | – | – | – | 4183404 | C | **4,592.–** |
| **3603** | DN 65 | 9 | 129 | – | – | – | 4183405 | C | **5,459.–** |
| **3604** | DN 65 | 11 | 144 | – | – | – | 4183407 | C | **6,517.–** |
| **3604/2** | DN 65 | 11 | 144 | – | – | – | 4183406 | C | **6,187.–** |
| **3605** | DN 65 | 15 | 218 | 4183409 | C | **7,364.–** | – | – | – |
| **3605/2** | DN 65 | 15 | 218 | 4183408 | C | **7,127.–** | – | – | – |
| **3606/2** | DN 65 | 15 | 232 | 4183410 | C | **8,221.–** | – | – | – |
| **3606** | DN 65 | 18.5 | 234 | 4183411 | C | **9,464.–** | – | – | – |

**Price group: PG6**

**Ordering information PN 16**

MEI ≥ 0.70; materials: Hydraulics 1.4404 (AISI 316L), pump housing 1.4409 (AISI 316L), gasket type: FKM

| Helix V | Pressure port | Rated power | Gross weight, approx. | Art. no. Cartridge mechanical seal | | |
|---|---|---|---|---|---|---|
| | | $P_2$ kW | $m$ kg | | 🚚 | EUR |
| **5201/1** | DN 80 | 3 | 112 | 4150900 | C | **4,424.–** |
| **5201** | DN 80 | 4 | 107 | 4150901 | C | **5,228.–** |
| **5202/2** | DN 80 | 5.5 | 133 | 4150902 | C | **6,033.–** |
| **5202** | DN 80 | 7.5 | 144 | 4150903 | C | **6,839.–** |
| **5203** | DN 80 | 11 | 191 | 4150905 | C | **8,178.–** |
| **5203/2** | DN 80 | 11 | 191 | 4150904 | C | **7,910.–** |
| **5204** | DN 80 | 15 | 260 | 4150907 | C | **9,789.–** |
| **5204/2** | DN 80 | 15 | 260 | 4150906 | C | **8,983.–** |
| **5205** | DN 80 | 18.5 | 262 | 4150909 | C | **13,755.–** |
| **5205/2** | DN 80 | 18.5 | 262 | 4150908 | C | **13,137.–** |
| **5206/2** | DN 80 | 22 | 279 | 4150916 | C | **16,780.–** |

**Price group: PG6**

**Ordering information PN 16**

MEI ≥ 0.70; materials: Monobloc pump housing EN-GJL-250 cataphoretic-coated, hydraulics 1.4307 (AISI 304L)

| Helix V | Pressure port | Rated power | Gross weight, approx. | Art. no. Cartridge mechanical seal | | | Art. no. Standard mechanical seal | | |
|---|---|---|---|---|---|---|---|---|---|
| | | $P_2$ kW | $m$ kg | | 🚚 | EUR | | 🚚 | EUR |
| **5202/2** | DN 80 | 5.5 | 107 | – | – | – | 4183428 | C | **4,150.–** |
| **5202** | DN 80 | 7.5 | 115 | – | – | – | 4183429 | C | **4,491.–** |
| **5203** | DN 80 | 11 | 147 | – | – | – | 4183431 | C | **6,021.–** |
| **5203/2** | DN 80 | 11 | 147 | – | – | – | 4183430 | C | **5,685.–** |
| **5204** | DN 80 | 15 | 238 | 4183433 | C | **7,834.–** | – | – | – |
| **5204/2** | DN 80 | 15 | 238 | 4183432 | C | **7,429.–** | – | – | – |
| **5205** | DN 80 | 18.5 | 244 | 4183435 | C | **9,447.–** | – | – | – |
| **5205/2** | DN 80 | 18.5 | 244 | 4183434 | C | **9,019.–** | – | – | – |
| **5206/2** | DN 80 | 22 | 265 | 4183450 | C | **11,524.–** | – | – | – |

🚚 = ready for delivery, L = supply availability, C = approx. 2 weeks, K = approx. 4 weeks, AX = up to 16 weeks delivery time, please inquire for every order, A = on request, 📞 = please contact Wilo
Subject to change – all prices do not include VAT. Our General Terms of Delivery and Service apply (see www.wilo.com/legal) – valid from 01/01/2022 in Germany.

**Helix V**

**Price group: PG6**

## Ordering information PN 25 1~230V

MEI ≥ 0.70; materials: Hydraulics 1.4307 (AISI 304L), pump housing 1.4301 (AISI 304), gasket type: EPDM

| Helix V | Pressure port | Rated power | Gross weight, approx. | Art. no. Standard mechanical seal | | |
|---|---|---|---|---|---|---|
| | | $P_2$ kW | $m$ kg | | | EUR |
| **202** | DN 25 | 0.37 | 25.9 | **4234636** | C | **940.–** |
| **203** | DN 25 | 0.37 | 26.3 | **4234599** | C | **992.–** |
| **204** | DN 25 | 0.37 | 26.8 | **4234600** | C | **1,107.–** |
| **205** | DN 25 | 0.55 | 27.7 | **4234601** | C | **1,162.–** |
| **206** | DN 25 | 0.55 | 28.1 | **4234602** | C | **1,260.–** |
| **207** | DN 25 | 0.55 | 29.2 | **4234603** | C | **1,322.–** |
| **208** | DN 25 | 0.75 | 31.2 | **4234604** | C | **1,448.–** |
| **209** | DN 25 | 0.75 | 32.7 | **4234605** | C | **1,516.–** |
| **210** | DN 25 | 0.75 | 33.1 | **4234606** | C | **1,641.–** |
| **211** | DN 25 | 1.1 | 35.7 | **4234607** | C | **1,651.–** |
| **212** | DN 25 | 1.1 | 36.1 | **4234608** | C | **1,784.–** |
| **213** | DN 25 | 1.1 | 37 | **4234609** | C | **1,914.–** |
| **214** | DN 25 | 1.1 | 37.1 | **4234610** | C | **2,042.–** |
| **216** | DN 25 | 1.5 | 44.8 | **4234611** | C | **2,165.–** |
| **218** | DN 25 | 1.5 | 45 | **4234612** | C | **2,568.–** |

**Price group: PG6**

## Ordering information PN 25

MEI ≥ 0.70; materials: Hydraulics 1.4307 (AISI 304L), pump housing 1.4301 (AISI 304), gasket type: EPDM

| Helix V | Pressure port | Rated power | Gross weight, approx. | Art. no. Cartridge mechanical seal | | |
|---|---|---|---|---|---|---|
| | | $P_2$ kW | $m$ kg | | | EUR |
| **209** | DN 25 | 0.75 | 40 | 4161712 | C | **1,717.–** |
| **210** | DN 25 | 0.75 | 41 | 4161714 | C | **1,842.–** |
| **211** | DN 25 | 1.1 | 43 | 4161716 | C | **1,853.–** |
| **212** | DN 25 | 1.1 | 46 | 4161718 | C | **1,983.–** |
| **213** | DN 25 | 1.1 | 47 | 4161720 | C | **2,116.–** |
| **214** | DN 25 | 1.1 | 47 | 4161722 | C | **2,242.–** |
| **216** | DN 25 | 1.5 | 52 | 4161724 | C | **2,367.–** |
| **218** | DN 25 | 1.5 | 53 | 4161726 | C | **2,769.–** |
| **220** | DN 25 | 2.2 | 69 | 4161728 | C | **2,959.–** |
| **222** | DN 25 | 2.2 | 71 | 4161729 | C | **3,337.–** |
| **224** | DN 25 | 2.2 | 72 | 4161730 | C | **3,531.–** |
| **226** | DN 25 | 2.2 | 73 | 4161731 | C | **3,531.–** |
| **229** | DN 25 | 2.2 | 75 | 4161732 | C | **3,716.–** |
| **231** | DN 25 | 3 | 85 | 4161733 | C | **3,953.–** |
| **233** | DN 25 | 3 | 114 | 4161734 | C | **4,009.–** |

= ready for delivery, L = supply availability, C = approx. 2 weeks, K = approx. 4 weeks, AX = up to 16 weeks delivery time, please inquire for every order, A = on request, = please contact Wilo
Subject to change – all prices do not include VAT. Our General Terms of Delivery and Service apply (see www.wilo.com/legal) – valid from 01/01/2022 in Germany.

**Price group: PG6**

## Ordering information PN 25

MEI ≥ 0.70; materials: Hydraulics 1.4404 (AISI 316L), pump housing 1.4409 (AISI 316L), gasket type: FKM

| Helix V | Pressure port | Rated power | Gross weight, approx. | Art. no. Cartridge mechanical seal | | |
|---|---|---|---|---|---|---|
| | | $P_2$ kW | $m$ kg | | | EUR |
| **202** | DN 25 | 0.37 | 27 | 4161735 | C | **1,393.–** |
| **203** | DN 25 | 0.37 | 28 | 4161736 | C | **1,516.–** |
| **204** | DN 25 | 0.37 | 28 | 4161737 | C | **1,589.–** |
| **205** | DN 25 | 0.55 | 33 | 4161738 | C | **1,708.–** |
| **206** | DN 25 | 0.55 | 33 | 4161739 | C | **1,771.–** |
| **207** | DN 25 | 0.55 | 34 | 4161740 | C | **1,887.–** |
| **208** | DN 25 | 0.75 | 40 | 4161741 | C | **2,030.–** |
| **209** | DN 25 | 0.75 | 40 | 4161742 | C | **2,101.–** |
| **210** | DN 25 | 0.75 | 41 | 4161743 | C | **2,251.–** |
| **211** | DN 25 | 1.1 | 43 | 4161744 | C | **2,327.–** |
| **212** | DN 25 | 1.1 | 46 | 4161745 | C | **2,410.–** |
| **213** | DN 25 | 1.1 | 47 | 4161746 | C | **2,555.–** |
| **214** | DN 25 | 1.1 | 47 | 4161747 | C | **2,694.–** |
| **216** | DN 25 | 1.5 | 52 | 4161748 | C | **2,839.–** |
| **218** | DN 25 | 1.5 | 53 | 4161749 | C | **3,295.–** |
| **220** | DN 25 | 2.2 | 69 | 4161750 | C | **3,511.–** |
| **222** | DN 25 | 2.2 | 71 | 4161751 | C | **3,937.–** |
| **224** | DN 25 | 2.2 | 72 | 4161752 | C | **4,151.–** |
| **226** | DN 25 | 2.2 | 73 | 4161753 | C | **4,274.–** |
| **229** | DN 25 | 2.2 | 75 | 4161754 | C | **4,447.–** |
| **231** | DN 25 | 3 | 85 | 4161755 | C | **4,571.–** |
| **233** | DN 25 | 3 | 114 | 4161756 | C | **4,771.–** |

**Price group: PG6**

## Ordering information PN 25 1~230V

MEI ≥ 0.70; materials: Hydraulics 1.4307 (AISI 304L), pump housing 1.4301 (AISI 304), gasket type: EPDM

| Helix V | Pressure port | Rated power | Gross weight, approx. | Art. no. Standard mechanical seal | | |
|---|---|---|---|---|---|---|
| | | $P_2$ kW | $m$ kg | | | EUR |
| **402** | DN 25 | 0.37 | 25.9 | 4234613 | C | **1,067.–** |
| **403** | DN 25 | 0.37 | 26.4 | 4234614 | C | **1,126.–** |
| **404** | DN 25 | 0.55 | 27.7 | 4234615 | C | **1,253.–** |
| **405** | DN 25 | 0.75 | 30.7 | 4234616 | C | **1,322.–** |
| **406** | DN 25 | 0.75 | 31.2 | 4234617 | C | **1,471.–** |
| **407** | DN 25 | 1.1 | 31.7 | 4234618 | C | **1,532.–** |
| **408** | DN 25 | 1.1 | 34.2 | 4234619 | C | **1,691.–** |
| **409** | DN 25 | 1.1 | 34.7 | 4234620 | C | **1,757.–** |
| **410** | DN 25 | 1.5 | 41.9 | 4234621 | C | **1,879.–** |
| **411** | DN 25 | 1.5 | 42.8 | 4234622 | C | **2,017.–** |
| **412** | DN 25 | 1.5 | 43.2 | 4234623 | C | **2,160.–** |

= ready for delivery, L = supply availability, C = approx. 2 weeks, K = approx. 4 weeks, AX = up to 16 weeks delivery time, please inquire for every order, A = on request, = please contact Wilo
Subject to change – all prices do not include VAT. Our General Terms of Delivery and Service apply (see www.wilo.com/legal) – valid from 01/01/2022 in Germany.

Price group: PG6

## Ordering information PN 25

MEI ≥ 0.70; materials: Hydraulics 1.4307 (AISI 304L), pump housing 1.4301 (AISI 304), gasket type: EPDM

| Helix V | Pressure port | Rated power | Gross weight, approx. | Art. no. Cartridge mechanical seal | | |
|---|---|---|---|---|---|---|
| | | $P_2$ kW | $m$ kg | | | EUR |
| **403** | DN 25 | 0.37 | 27 | 4193998 | C | **1,516.–** |
| **408** | DN 25 | 1.1 | 41 | 4160525 | C | **1,894.–** |
| **409** | DN 25 | 1.1 | 41 | 4160527 | C | **1,961.–** |
| **410** | DN 25 | 1.5 | 46 | 4160529 | C | **2,081.–** |
| **411** | DN 25 | 1.5 | 46 | 4160531 | C | **2,221.–** |
| **412** | DN 25 | 1.5 | 49 | 4160533 | C | **2,360.–** |
| **413** | DN 25 | 2.2 | 52 | 4160535 | C | **2,485.–** |
| **414** | DN 25 | 2.2 | 52 | 4160537 | C | **2,567.–** |
| **416** | DN 25 | 2.2 | 53 | 4160539 | C | **2,694.–** |
| **418** | DN 25 | 2.2 | 54 | 4160541 | C | **2,945.–** |
| **420** | DN 25 | 3 | 78 | 4160543 | C | **3,068.–** |
| **422** | DN 25 | 3 | 79 | 4193310 | C | **3,229.–** |
| **424** | DN 25 | 3 | 80 | 4160545 | C | **3,356.–** |
| **426** | DN 25 | 4 | 75 | 4160546 | C | **3,751.–** |
| **429** | DN 25 | 4 | 76 | 4160547 | C | **3,882.–** |
| **431** | DN 25 | 4 | 108 | 4160548 | C | **3,928.–** |

Price group: PG6

## Ordering information PN 25

MEI ≥ 0.70; materials: Hydraulics 1.4404 (AISI 316L), pump housing 1.4409 (AISI 316L), gasket type: FKM

| Helix V | Pressure port | Rated power | Gross weight, approx. | Art. no. Cartridge mechanical seal | | |
|---|---|---|---|---|---|---|
| | | $P_2$ kW | $m$ kg | | | EUR |
| **402** | DN 25 | 0.37 | 27 | 4160549 | C | **1,454.–** |
| **404** | DN 25 | 0.55 | 29 | 4160551 | C | **1,645.–** |
| **405** | DN 25 | 0.75 | 36 | 4160552 | C | **1,708.–** |
| **406** | DN 25 | 0.75 | 37 | 4160553 | C | **1,819.–** |
| **407** | DN 25 | 1.1 | 39 | 4160554 | C | **1,887.–** |
| **408** | DN 25 | 1.1 | 41 | 4160555 | C | **2,030.–** |
| **409** | DN 25 | 1.1 | 41 | 4160556 | C | **2,101.–** |
| **410** | DN 25 | 1.5 | 46 | 4160557 | C | **2,251.–** |
| **411** | DN 25 | 1.5 | 46 | 4160558 | C | **2,327.–** |
| **412** | DN 25 | 1.5 | 49 | 4160559 | C | **2,410.–** |
| **413** | DN 25 | 2.2 | 52 | 4160560 | C | **2,555.–** |
| **414** | DN 25 | 2.2 | 52 | 4160561 | C | **2,694.–** |
| **416** | DN 25 | 2.2 | 53 | 4160562 | C | **2,839.–** |
| **418** | DN 25 | 2.2 | 54 | 4160563 | C | **3,295.–** |
| **420** | DN 25 | 3 | 78 | 4160564 | C | **3,511.–** |
| **422** | DN 25 | 3 | 79 | 4160565 | C | **3,937.–** |
| **424** | DN 25 | 3 | 80 | 4160566 | C | **3,882.–** |
| **426** | DN 25 | 4 | 75 | 4160567 | C | **4,274.–** |
| **429** | DN 25 | 4 | 107 | 4160568 | C | **4,447.–** |
| **431** | DN 25 | 4 | 108 | 4160569 | C | **4,571.–** |

= ready for delivery, L = supply availability, C = approx. 2 weeks, K = approx. 4 weeks, AX = up to 16 weeks delivery time, please inquire for every order, A = on request, = please contact Wilo
Subject to change – all prices do not include VAT. Our General Terms of Delivery and Service apply (see www.wilo.com/legal) – valid from 01/01/2022 in Germany.

Price group: PG6

## Ordering information PN 25 1~230V

MEI ≥ 0.70; materials: Hydraulics 1.4307 (AISI 304L), pump housing 1.4301 (AISI 304), gasket type: EPDM

| Helix V | Pressure port | Rated power | Gross weight, approx. | Art. no. Standard mechanical seal | | |
|---|---|---|---|---|---|---|
| | | $P_2$ kW | $m$ kg | | | EUR |
| **601** | DN 32 | 0.37 | 26.7 | 4234624 | C | **1,120.–** |
| **602** | DN 32 | 0.55 | 27 | 4234625 | C | **1,229.–** |
| **603** | DN 32 | 0.55 | 28.3 | 4234626 | C | **1,291.–** |
| **604** | DN 32 | 0.75 | 33.9 | 4234627 | C | **1,455.–** |
| **605** | DN 32 | 1.1 | 34.3 | 4234628 | C | **1,579.–** |
| **606** | DN 32 | 1.1 | 35.1 | 4234629 | C | **1,645.–** |
| **607** | DN 32 | 1.5 | 42.5 | 4234630 | C | **1,930.–** |
| **608** | DN 32 | 1.5 | 43.4 | 4234631 | C | **2,197.–** |

Price group: PG6

## Ordering information PN 25

MEI ≥ 0.70; materials: Hydraulics 1.4307 (AISI 304L), pump housing 1.4301 (AISI 304), gasket type: EPDM

| Helix V | Pressure port | Rated power | Gross weight, approx. | Art. no. Cartridge mechanical seal | | |
|---|---|---|---|---|---|---|
| | | $P_2$ kW | $m$ kg | | | EUR |
| **607** | DN 32 | 1.5 | 49 | 4156037 | C | **2,131.–** |
| **608** | DN 32 | 1.5 | 50 | 4156039 | C | **2,399.–** |
| **609** | DN 32 | 2.2 | 53 | 4156041 | C | **2,459.–** |
| **610** | DN 32 | 2.2 | 53 | 4156043 | C | **2,526.–** |
| **611** | DN 32 | 2.2 | 68 | 4156045 | C | **2,585.–** |
| **612** | DN 32 | 3 | 79 | 4156047 | C | **2,710.–** |
| **613** | DN 32 | 3 | 80 | 4156049 | C | **2,859.–** |
| **614** | DN 32 | 3 | 80 | 4156051 | C | **3,007.–** |
| **615** | DN 32 | 3 | 82 | 4156053 | C | **3,132.–** |
| **616** | DN 32 | 4 | 79 | 4156055 | C | **3,229.–** |
| **618** | DN 32 | 4 | 81 | 4156056 | C | **3,356.–** |
| **620** | DN 32 | 4 | 110 | 4156057 | C | **3,479.–** |
| **621** | DN 32 | 5.5 | 126 | 4156058 | C | **3,673.–** |
| **623** | DN 32 | 5.5 | 127 | 4156059 | C | **4,033.–** |
| **625** | DN 32 | 5.5 | 128 | 4156060 | C | **4,164.–** |
| **627** | DN 32 | 5.5 | 131 | 4156061 | C | **4,420.–** |

Price group: PG6

## Ordering information PN 25

MEI ≥ 0.70; materials: Hydraulics 1.4404 (AISI 316L), pump housing 1.4409 (AISI 316L), gasket type: FKM

| Helix V | Pressure port | Rated power | Gross weight, approx. | Art. no. Cartridge mechanical seal | | |
|---|---|---|---|---|---|---|
| | | $P_2$ kW | $m$ kg | | | EUR |
| **601** | DN 32 | 0.37 | 27 | 4156062 | C | **1,585.–** |
| **602** | DN 32 | 0.55 | 29 | 4156063 | C | **1,644.–** |
| **603** | DN 32 | 0.55 | 32 | 4156064 | C | **1,794.–** |
| **604** | DN 32 | 0.75 | 38 | 4156065 | C | **1,903.–** |
| **605** | DN 32 | 1.1 | 40 | 4156066 | C | **1,980.–** |
| **606** | DN 32 | 1.1 | 41 | 4156067 | C | **2,163.–** |

= ready for delivery, L = supply availability, C = approx. 2 weeks, K = approx. 4 weeks, AX = up to 16 weeks delivery time, please inquire for every order, A = on request, = please contact Wilo
Subject to change – all prices do not include VAT. Our General Terms of Delivery and Service apply (see www.wilo.com/legal) – valid from 01/01/2022 in Germany.

## Helix V

Price group: PG6

## Ordering information PN 25

MEI ≥ 0.70; materials: Hydraulics 1.4404 (AISI 316L), pump housing 1.4409 (AISI 316L), gasket type: FKM

| Helix V | Pressure port | Rated power | Gross weight, approx. | Art. no. Cartridge mechanical seal | | |
|---|---|---|---|---|---|---|
| | | $P_2$ kW | $m$ kg | | | EUR |
| **607** | DN 32 | 1.5 | 49 | 4156068 | C | **2,357.–** |
| **608** | DN 32 | 1.5 | 50 | 4156069 | C | **2,507.–** |
| **609** | DN 32 | 2.2 | 53 | 4156070 | C | **2,743.–** |
| **610** | DN 32 | 2.2 | 53 | 4156071 | C | **2,932.–** |
| **611** | DN 32 | 2.2 | 68 | 4156072 | C | **3,105.–** |
| **612** | DN 32 | 3 | 79 | 4156073 | C | **3,233.–** |
| **613** | DN 32 | 3 | 80 | 4156074 | C | **3,418.–** |
| **614** | DN 32 | 3 | 80 | 4156075 | C | **3,440.–** |
| **615** | DN 32 | 3 | 82 | 4156076 | C | **3,546.–** |
| **616** | DN 32 | 4 | 79 | 4156077 | C | **3,873.–** |
| **618** | DN 32 | 4 | 81 | 4156078 | C | **4,032.–** |
| **620** | DN 32 | 4 | 110 | 4156079 | C | **4,230.–** |
| **621** | DN 32 | 5.5 | 126 | 4156080 | C | **4,480.–** |
| **623** | DN 32 | 5.5 | 127 | 4156081 | C | **4,771.–** |
| **625** | DN 32 | 5.5 | 128 | 4156082 | C | **4,906.–** |
| **627** | DN 32 | 5.5 | 131 | 4156083 | C | **5,123.–** |

Price group: PG6

## Ordering information PN 25 1~230V

MEI ≥ 0.70; materials: Hydraulics 1.4307 (AISI 304L), pump housing 1.4301 (AISI 304), gasket type: EPDM

| Helix V | Pressure port | Rated power | Gross weight, approx. | Art. no. Standard mechanical seal | | |
|---|---|---|---|---|---|---|
| | | $P_2$ kW | $m$ kg | | | EUR |
| **1001** | DN 40 | 0.55 | 32 | 4234632 | C | **1,275.–** |
| **1002** | DN 40 | 0.75 | 32.6 | 4234633 | C | **1,399.–** |
| **1003** | DN 40 | 1.1 | 36.6 | 4234634 | C | **1,517.–** |
| **1004** | DN 40 | 1.5 | 45.2 | 4234635 | C | **1,721.–** |

Price group: PG6

## Ordering information PN 25

MEI ≥ 0.70; materials: Hydraulics 1.4307 (AISI 304L), pump housing 1.4301 (AISI 304), gasket type: EPDM

| Helix V | Pressure port | Rated power | Gross weight, approx. | Art. no. Cartridge mechanical seal | | |
|---|---|---|---|---|---|---|
| | | $P_2$ kW | $m$ kg | | | EUR |
| **1005** | DN 40 | 2.2 | 48 | 4150545 | C | **2,445.–** |
| **1006** | DN 40 | 2.2 | 49 | 4150547 | C | **2,573.–** |
| **1007** | DN 40 | 3 | 60 | 4150549 | C | **2,957.–** |
| **1008** | DN 40 | 3 | 61 | 4150551 | C | **3,086.–** |
| **1009** | DN 40 | 4 | 72 | 4150553 | C | **3,330.–** |
| **1010** | DN 40 | 4 | 76 | 4150555 | C | **3,486.–** |
| **1011** | DN 40 | 4 | 77 | 4150557 | C | **3,725.–** |
| **1012** | DN 40 | 5.5 | 92 | 4150559 | C | **4,142.–** |
| **1013** | DN 40 | 5.5 | 93 | 4150561 | C | **4,837.–** |
| **1015** | DN 40 | 5.5 | 95 | 4150563 | C | **4,947.–** |

= ready for delivery, L = supply availability, C = approx. 2 weeks, K = approx. 4 weeks, AX = up to 16 weeks delivery time, please inquire for every order, A = on request, = please contact Wilo
Subject to change – all prices do not include VAT. Our General Terms of Delivery and Service apply (see www.wilo.com/legal) – valid from 01/01/2022 in Germany.

**Price group: PG6**

**Ordering information PN 25**

MEI ≥ 0.70; materials: Hydraulics 1.4307 (AISI 304L), pump housing 1.4301 (AISI 304), gasket type: EPDM

| Helix V | Pressure port | Rated power | Gross weight, approx. | Art. no. Cartridge mechanical seal | | |
|---|---|---|---|---|---|---|
| | | $P_2$ kW | $m$ kg | | | EUR |
| **1017** | DN 40 | 7.5 | 123 | 4150565 | C | **5,165.–** |
| **1019** | DN 40 | 7.5 | 125 | 4150567 | C | **5,467.–** |
| **1021** | DN 40 | 7.5 | 127 | 4150569 | C | **5,897.–** |

**Price group: PG6**

**Ordering information PN 25**

MEI ≥ 0.70; materials: Hydraulics 1.4404 (AISI 316L), pump housing 1.4409 (AISI 316L), gasket type: FKM

| Helix V | Pressure port | Rated power | Gross weight, approx. | Art. no. Cartridge mechanical seal | | |
|---|---|---|---|---|---|---|
| | | $P_2$ kW | $m$ kg | | | EUR |
| **1001** | DN 40 | 0.55 | 30 | 4150572 | C | **2,041.–** |
| **1002** | DN 40 | 0.75 | 35 | 4150573 | C | **2,187.–** |
| **1003** | DN 40 | 1.1 | 40 | 4150574 | C | **2,322.–** |
| **1004** | DN 40 | 1.5 | 46 | 4150575 | C | **2,622.–** |
| **1005** | DN 40 | 2.2 | 48 | 4150576 | C | **2,937.–** |
| **1006** | DN 40 | 2.2 | 49 | 4150577 | C | **3,179.–** |
| **1007** | DN 40 | 3 | 60 | 4150580 | C | **3,554.–** |
| **1008** | DN 40 | 3 | 61 | 4150581 | C | **3,744.–** |
| **1009** | DN 40 | 4 | 72 | 4150582 | C | **3,940.–** |
| **1010** | DN 40 | 4 | 76 | 4150583 | C | **4,136.–** |
| **1011** | DN 40 | 4 | 77 | 4150584 | C | **4,261.–** |
| **1012** | DN 40 | 5.5 | 92 | 4150585 | C | **4,684.–** |
| **1013** | DN 40 | 5.5 | 93 | 4150586 | C | **5,179.–** |
| **1015** | DN 40 | 5.5 | 95 | 4150588 | C | **5,695.–** |
| **1017** | DN 40 | 7.5 | 123 | 4150590 | C | **5,976.–** |
| **1019** | DN 40 | 7.5 | 125 | 4150592 | C | **6,326.–** |
| **1021** | DN 40 | 7.5 | 127 | 4150594 | C | **6,733.–** |

**Price group: PG6**

**Ordering information PN 25**

MEI ≥ 0.70; materials: Hydraulics 1.4307 (AISI 304L), pump housing 1.4301 (AISI 304), gasket type: EPDM

| Helix V | Pressure port | Rated power | Gross weight, approx. | Art. no. Cartridge mechanical seal | | |
|---|---|---|---|---|---|---|
| | | $P_2$ kW | $m$ kg | | | EUR |
| **1605** | DN 50 | 4 | 61 | 4141149 | C | **2,918.–** |
| **1606** | DN 50 | 4 | 72 | 4141151 | C | **3,267.–** |
| **1607** | DN 50 | 5.5 | 88 | 4141153 | C | **3,579.–** |
| **1608** | DN 50 | 5.5 | 92 | 4141155 | C | **3,919.–** |
| **1609** | DN 50 | 7.5 | 92 | 4141157 | C | **4,311.–** |
| **1610** | DN 50 | 7.5 | 94 | 4141159 | C | **4,728.–** |
| **1611** | DN 50 | 7.5 | 95 | 4141161 | C | **5,448.–** |
| **1612** | DN 50 | 9 | 179 | 4141162 | C | **6,333.–** |
| **1613** | DN 50 | 9 | 182 | 4141163 | C | **6,512.–** |
| **1616** | DN 50 | 11 | 184 | 4141166 | C | **6,812.–** |

= ready for delivery, L = supply availability, C = approx. 2 weeks, K = approx. 4 weeks, AX = up to 16 weeks delivery time, please inquire for every order, A = on request, = please contact Wilo
Subject to change – all prices do not include VAT. Our General Terms of Delivery and Service apply (see www.wilo.com/legal) – valid from 01/01/2022 in Germany.

**Helix V**

Price group: PG6

## Ordering information PN 25

MEI ≥ 0.50; materials: Hydraulics 1.4404 (AISI 316L), pump housing 1.4409 (AISI 316L), gasket type: FKM

| Helix V | Pressure port | Rated power | Gross weight, approx. | Art. no. Cartridge mechanical seal | | |
|---|---|---|---|---|---|---|
| | | $P_2$ kW | $m$ kg | | | EUR |
| **1601** | DN 50 | 0.75 | 41 | 4150660 | C | **2,019.–** |
| **1602** | DN 50 | 1.5 | 47 | 4150661 | C | **2,508.–** |
| **1603** | DN 50 | 2.2 | 49 | 4150662 | C | **2,634.–** |
| **1604** | DN 50 | 3 | 56 | 4150663 | C | **3,166.–** |
| **1605** | DN 50 | 4 | 61 | 4150664 | C | **3,626.–** |
| **1606** | DN 50 | 4 | 72 | 4150665 | C | **3,957.–** |
| **1607** | DN 50 | 5.5 | 88 | 4150666 | C | **4,662.–** |
| **1608** | DN 50 | 5.5 | 92 | 4150667 | C | **4,790.–** |
| **1609** | DN 50 | 7.5 | 92 | 4150668 | C | **5,625.–** |
| **1610** | DN 50 | 7.5 | 94 | 4150669 | C | **5,928.–** |
| **1611** | DN 50 | 7.5 | 95 | 4150670 | C | **6,370.–** |
| **1612** | DN 50 | 9 | 179 | 4150671 | C | **6,881.–** |
| **1613** | DN 50 | 9 | 182 | 4150672 | C | **7,188.–** |
| **1616** | DN 50 | 11 | 184 | 4150673 | C | **7,577.–** |

Price group: PG6

## Ordering information PN 25

MEI ≥ 0.70; materials: Hydraulics 1.4404 (AISI 316L), pump housing 1.4409 (AISI 316L), gasket type: FKM

| Helix V | Pressure port | Rated power | Gross weight, approx. | Art. no. Cartridge mechanical seal | | |
|---|---|---|---|---|---|---|
| | | $P_2$ kW | $m$ kg | | | EUR |
| **2204** | DN 25 | 5.5 | 112 | 4139778 | C | **5,258.–** |
| **2205** | DN 25 | 7.5 | 124 | 4139780 | C | **5,821.–** |
| **2206** | DN 25 | 7.5 | 126 | 4139782 | C | **6,333.–** |
| **2207** | DN 25 | 9 | 149 | 4139784 | C | **7,187.–** |
| **2208** | DN 25 | 11 | 171 | 4139786 | C | **8,372.–** |
| **2209** | DN 25 | 11 | 173 | 4139787 | C | **8,747.–** |
| **2210** | DN 25 | 15 | 234 | 4139788 | C | **9,648.–** |
| **2211** | DN 25 | 15 | 236 | 4139789 | C | **9,916.–** |
| **2212** | DN 25 | 15 | 238 | 4139790 | C | **10,184.–** |
| **2213** | DN 25 | 18.5 | 242 | 4139791 | C | **11,659.–** |

Price group: PG6

## Ordering information PN 25

MEI ≥ 0.70; materials: Hydraulics 1.4404 (AISI 316L), pump housing 1.4409 (AISI 316L), gasket type: FKM

| Helix V | Pressure port | Rated power | Gross weight, approx. | Art. no. Cartridge mechanical seal | | |
|---|---|---|---|---|---|---|
| | | $P_2$ kW | $m$ kg | | | EUR |
| **3603/1** | DN 65 | 7.5 | 135 | 4150752 | C | **7,483.–** |
| **3603/2** | DN 65 | 7.5 | 135 | 4150750 | C | **7,290.–** |
| **3603** | DN 65 | 9 | 156 | 4150754 | C | **8,068.–** |
| **3604** | DN 65 | 11 | 180 | 4150758 | C | **9,933.–** |
| **3604/2** | DN 65 | 11 | 180 | 4150756 | C | **9,029.–** |

= ready for delivery, L = supply availability, C = approx. 2 weeks, K = approx. 4 weeks, AX = up to 16 weeks delivery time, please inquire for every order, A = on request, = please contact Wilo
Subject to change – all prices do not include VAT. Our General Terms of Delivery and Service apply (see www.wilo.com/legal) – valid from 01/01/2022 in Germany.

**Price group: PG6**

## Ordering information PN 25

MEI ≥ 0.70; materials: Hydraulics 1.4404 (AISI 316L), pump housing 1.4409 (AISI 316L), gasket type: FKM

| Helix V | Pressure port | Rated power | Gross weight, approx. | Art. no. Cartridge mechanical seal | | |
|---|---|---|---|---|---|---|
| | | $P_2$ kW | $m$ kg | | | EUR |
| **3605** | DN 65 | 15 | 220 | 4150762 | C | **11,169.–** |
| **3605/2** | DN 65 | 15 | 220 | 4150760 | C | **10,650.–** |
| **3606/2** | DN 65 | 15 | 252 | 4150764 | C | **11,973.–** |
| **3606** | DN 65 | 18.5 | 247 | 4150766 | C | **13,784.–** |
| **3607/2** | DN 65 | 18.5 | 250 | 4150767 | C | **14,193.–** |
| **3607** | DN 65 | 22 | 266 | 4150768 | C | **14,837.–** |
| **3608** | DN 65 | 22 | 269 | 4150770 | C | **16,779.–** |
| **3608/2** | DN 65 | 22 | 269 | 4150769 | C | **16,779.–** |
| **3609** | DN 65 | 30 | 322 | 4150772 | C | **18,885.–** |
| **3609/2** | DN 65 | 30 | 322 | 4150771 | C | **18,575.–** |
| **3610/2** | DN 65 | 30 | 325 | 4150773 | C | **20,497.–** |

**Price group: PG6**

## Ordering information PN 25

MEI ≥ 0.70; materials: Hydraulics 1.4404 (AISI 316L), pump housing 1.4409 (AISI 316L), gasket type: FKM

| Helix V | Pressure port | Rated power | Gross weight, approx. | Art. no. Cartridge mechanical seal | | |
|---|---|---|---|---|---|---|
| | | $P_2$ kW | $m$ kg | | | EUR |
| **5203** | DN 80 | 11 | 191 | 4150911 | C | **8,178.–** |
| **5203/2** | DN 80 | 11 | 191 | 4150910 | C | **7,910.–** |
| **5204** | DN 80 | 15 | 260 | 4150913 | C | **9,789.–** |
| **5204/2** | DN 80 | 15 | 260 | 4150912 | C | **8,983.–** |
| **5205** | DN 80 | 18.5 | 262 | 4150915 | C | **15,038.–** |
| **5205/2** | DN 80 | 18.5 | 262 | 4150914 | C | **14,657.–** |
| **5206** | DN 80 | 22 | 279 | 4150918 | C | **17,963.–** |
| **5206/2** | DN 80 | 22 | 279 | 4150917 | C | **17,631.–** |
| **5207** | DN 80 | 30 | 333 | 4150920 | C | **20,379.–** |
| **5207/2** | DN 80 | 30 | 333 | 4150919 | C | **19,976.–** |
| **5208** | DN 80 | 30 | 337 | 4150922 | C | **20,010.–** |
| **5208/2** | DN 80 | 30 | 337 | 4150921 | C | **20,010.–** |
| **5209/2** | DN 80 | 37 | 356 | 4150923 | C | **22,100.–** |

**Price group: PG6**

## Ordering information PN 40 ($P_{max}$: 30 bar)

MEI ≥ 0.70; materials: Hydraulics 1.4404 (AISI 316L), pump housing 1.4409 (AISI 316L), gasket type: FKM

| Helix V | Pressure port | Rated power | Gross weight, approx. | Art. no. Cartridge mechanical seal | | |
|---|---|---|---|---|---|---|
| | | $P_2$ kW | $m$ kg | | | EUR |
| **2214** | DN 50 | 18.5 | 246 | 4165819 | C | **12,331.–** |
| **2215** | DN 50 | 18.5 | 249 | 4165822 | C | **13,136.–** |
| **2216** | DN 50 | 22 | 269 | 4165825 | C | **15,146.–** |

= ready for delivery, L = supply availability, C = approx. 2 weeks, K = approx. 4 weeks, AX = up to 16 weeks delivery time, please inquire for every order, A = on request, = please contact Wilo
Subject to change – all prices do not include VAT. Our General Terms of Delivery and Service apply (see www.wilo.com/legal) – valid from 01/01/2022 in Germany.

**Price group: PG6**

**Ordering information PN 40 ($P_{max}$: 30 bar)**

MEI ≥ 0.70; materials: Hydraulics 1.4404 (AISI 316L), pump housing 1.4409 (AISI 316L), gasket type: FKM

| Helix V | Pressure port | Rated power | Gross weight, approx. | Art. no. Cartridge mechanical seal | | |
|---|---|---|---|---|---|---|
| | | $P_2$ kW | $m$ kg | | | EUR |
| **3610** | DN 65 | 30 | 327 | 4165832 | C | **21,536.–** |
| **3611/2** | DN 65 | 30 | 331 | 4165835 | C | **23,297.–** |
| **3611** | DN 65 | 37 | 345 | 4165838 | C | **24,928.–** |

**Price group: PG6**

**Ordering information PN 40 ($P_{max}$: 30 bar)**

MEI ≥ 0.70; materials: Hydraulics 1.4404 (AISI 316L), pump housing 1.4409 (AISI 316L), gasket type: FKM

| Helix V | Pressure port | Rated power | Gross weight, approx. | Art. no. Cartridge mechanical seal | | |
|---|---|---|---|---|---|---|
| | | $P_2$ kW | $m$ kg | | | EUR |
| **5209** | DN 80 | 37 | 358 | 4165847 | C | **23,746.–** |
| **5210** | DN 80 | 37 | 364 | 4165853 | C | **25,624.–** |
| **5210/2** | DN 80 | 37 | 364 | 4165850 | C | **24,414.–** |



= ready for delivery, L = supply availability, C = approx. 2 weeks, K = approx. 4 weeks, AX = up to 16 weeks delivery time, please inquire for every order, A = on request, = please contact Wilo
Subject to change – all prices do not include VAT. Our General Terms of Delivery and Service apply (see www.wilo.com/legal) – valid from 01/01/2022 in Germany.



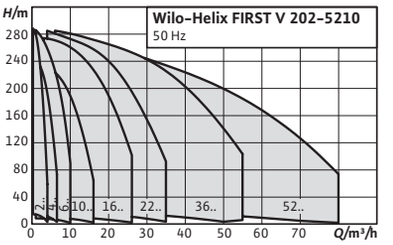


| Accessories | Page |
|---|---|
| Accessories | 375 |

# Wilo-Helix FIRST V

## Construction
Non-self-priming, high-efficiency multistage high-pressure centrifugal pump in vertical design with in-line connections

## Application
- → Water distribution and pressure boosting
- → Industrial circulation systems
- → Process water
- → Closed cooling circuits
- → Fire extinguishing systems
- → Washing systems
- → Irrigation

## Scope of delivery
- → Helix FIRST V high-pressure multistage centrifugal pump
- → Installation and operating instructions
- → Helix FIRST 2 – 16 (version PN16 with oval flanges): Cast iron counter flanges with the corresponding screws, nuts and gaskets

## Your advantages
- → Efficiency-optimised, laser-welded, optimised 2D/3D hydraulics
- → Corrosion-resistant impellers, guide vanes and stage housings
- → Flow and degassing-optimised hydraulic parts
- → Reinforced pump housing, flow and NPSH optimised
- → Space-saving and easy maintenance thanks to compact design
- → Particularly sturdy coupling guard

## General notes – ErP (Ecodesign) Directive
The following pages list the respective nominal flow rate within the series. Reference value MEI for water pumps with the best efficiency is ≥ 0.70. For more detailed information on the MEI values of the individual pump types, see: Wilo Online Catalogue, available at www.wilo.com

Price group: PG6

## Ordering information PN 16

MEI ≥ 0.70; materials: Monobloc pump housing EN-GJL-250 cataphoretic-coated, hydraulics 1.4307 (AISI 304L)

| Helix FIRST V | Pressure port | Rated power | Gross weight, approx. | Art. no. | | |
|---|---|---|---|---|---|---|
| | | $P_2$ kW | $m$ kg | | | EUR |
| **202** | G 1 | 0.37 | 21.7 | 4201016 | L | **845.–** |
| **203** | G 1 | 0.37 | 22.2 | 4201019 | L | **902.–** |
| **204** | G 1 | 0.37 | 22.7 | 4201022 | L | **940.–** |
| **205** | G 1 | 0.55 | 24.2 | 4201025 | L | **986.–** |
| **206** | G 1 | 0.55 | 24.7 | 4201028 | C | **1,070.–** |
| **207** | G 1 | 0.55 | 29.7 | 4201031 | C | **1,122.–** |
| **208** | G 1 | 0.75 | 35.9 | 4201034 | C | **1,230.–** |
| **209** | G 1 | 0.75 | 36.4 | 4201037 | C | **1,287.–** |
| **210** | G 1 | 0.75 | 36.9 | 4201040 | C | **1,395.–** |
| **211** | G 1 | 1.1 | 38.2 | 4201043 | C | **1,402.–** |
| **212** | G 1 | 1.1 | 38.6 | 4201046 | C | **1,516.–** |
| **213** | G 1 | 1.1 | 39.5 | 4201049 | C | **1,626.–** |
| **214** | G 1 | 1.1 | 39.6 | 4201052 | C | **1,736.–** |
| **216** | G 1 | 1.5 | 46.1 | 4201055 | C | **1,838.–** |

Price group: PG6

## Ordering information PN 16

MEI ≥ 0.70; materials: Monobloc pump housing EN-GJL-250 cataphoretic-coated, hydraulics 1.4307 (AISI 304L)

| Helix FIRST V | Pressure port | Rated power | Gross weight, approx. | Art. no. | | |
|---|---|---|---|---|---|---|
| | | $P_2$ kW | $m$ kg | | | EUR |
| **402** | G 1 | 0.37 | 22.8 | 4201073 | L | **958.–** |
| **403** | G 1 | 0.37 | 23.8 | 4201076 | L | **1,013.–** |
| **404** | G 1 | 0.55 | 25.9 | 4201079 | L | **1,064.–** |
| **405** | G 1 | 0.75 | 32.7 | 4201082 | L | **1,122.–** |
| **406** | G 1 | 0.75 | 33.7 | 4201085 | C | **1,250.–** |
| **407** | G 1 | 1.1 | 40.1 | 4201088 | C | **1,300.–** |
| **408** | G 1 | 1.1 | 41.1 | 4201091 | C | **1,438.–** |
| **409** | G 1 | 1.1 | 42.1 | 4201094 | C | **1,493.–** |
| **410** | G 1 | 1.5 | 48.6 | 4201097 | C | **1,598.–** |
| **411** | G 1 | 1.5 | 49.7 | 4201100 | C | **1,717.–** |
| **412** | G 1 | 1.5 | 51 | 4201103 | C | **1,835.–** |
| **413** | G 1 | 2.2 | 53 | 4201106 | C | **1,939.–** |
| **414** | G 1 | 2.2 | 54 | 4201109 | C | **2,011.–** |
| **416** | G 1 | 2.2 | 56 | 4201112 | C | **2,120.–** |

Price group: PG6

## Ordering information PN 16

MEI ≥ 0.70; materials: Monobloc pump housing EN-GJL-250 cataphoretic-coated, hydraulics 1.4307 (AISI 304L)

| Helix FIRST V | Pressure port | Rated power | Gross weight, approx. | Art. no. | | |
|---|---|---|---|---|---|---|
| | | $P_2$ kW | $m$ kg | | | EUR |
| **601** | G 1¼ | 0.37 | 22.3 | 4201123 | C | **1,068.–** |
| **602** | G 1¼ | 0.55 | 23.5 | 4201125 | C | **1,107.–** |
| **603** | G 1¼ | 0.55 | 24.2 | 4201128 | L | **1,161.–** |
| **604** | G 1¼ | 0.75 | 30.7 | 4201131 | C | **1,235.–** |
| **605** | G 1¼ | 1.1 | 36.8 | 4201134 | L | **1,341.–** |
| **606** | G 1¼ | 1.1 | 37.6 | 4201137 | L | **1,398.–** |

= ready for delivery, L = supply availability, C = approx. 2 weeks, K = approx. 4 weeks, AX = up to 16 weeks delivery time, please inquire for every order, A = on request, = please contact Wilo
Subject to change – all prices do not include VAT. Our General Terms of Delivery and Service apply (see www.wilo.com/legal) – valid from 01/01/2022 in Germany.

**Price group: PG6**

**Ordering information PN 16**

MEI ≥ 0.70; materials: Monobloc pump housing EN-GJL-250 cataphoretic-coated, hydraulics 1.4307 (AISI 304L)

| Helix FIRST V | Pressure port | Rated power | Gross weight, approx. | Art. no. | | |
|---|---|---|---|---|---|---|
| | | $P_2$ kW | $m$ kg | | | EUR |
| **607** | G 1¼ | 1.5 | 43.8 | 4201140 | L | **1,640.–** |
| **608** | G 1¼ | 1.5 | 44.6 | 4201143 | C | **1,868.–** |
| **609** | G 1¼ | 2.2 | 46.4 | 4201146 | C | **1,918.–** |
| **610** | G 1¼ | 2.2 | 47.2 | 4201149 | C | **1,975.–** |
| **611** | G 1¼ | 2.2 | 48.5 | 4201152 | C | **2,027.–** |
| **612** | G 1¼ | 3 | 67 | 4201155 | C | **2,132.–** |
| **613** | G 1¼ | 3 | 71 | 4201158 | C | **2,258.–** |
| **614** | G 1¼ | 3 | 71 | 4201160 | C | **2,383.–** |

**Price group: PG6**

**Ordering information PN 16**

MEI ≥ 0.70; materials: Monobloc pump housing EN-GJL-250 cataphoretic-coated, hydraulics 1.4307 (AISI 304L)

| Helix FIRST V | Pressure port | Rated power | Gross weight, approx. | Art. no. | | |
|---|---|---|---|---|---|---|
| | | $P_2$ kW | $m$ kg | | | EUR |
| **1001** | G 1½ | 0.55 | 25.6 | 4200934 | C | **1,122.–** |
| **1002** | G 1½ | 0.75 | 31.6 | 4200936 | C | **1,189.–** |
| **1003** | G 1½ | 1.1 | 33.3 | 4200939 | L | **1,288.–** |
| **1004** | G 1½ | 1.5 | 50 | 4200942 | L | **1,461.–** |
| **1005** | G 1½ | 2.2 | 53 | 4200945 | L | **1,671.–** |
| **1006** | G 1½ | 2.2 | 53 | 4200948 | L | **1,775.–** |
| **1007** | G 1½ | 3 | 66 | 4200951 | C | **2,088.–** |
| **1008** | G 1½ | 3 | 67 | 4200954 | C | **2,189.–** |
| **1009** | G 1½ | 4 | 69 | 4200957 | C | **2,387.–** |
| **1010** | G 1½ | 4 | 69 | 4200960 | C | **2,516.–** |
| **1011** | G 1½ | 4 | 74 | 4200963 | C | **2,707.–** |
| **1012** | G 1½ | 5.5 | 81 | 4200966 | C | **3,134.–** |

**Price group: PG6**

**Ordering information PN 16**

MEI ≥ 0.50; materials: Monobloc pump housing EN-GJL-250 cataphoretic-coated, hydraulics 1.4307 (AISI 304L)

| Helix FIRST V | Pressure port | Rated power | Gross weight, approx. | Art. no. | | |
|---|---|---|---|---|---|---|
| | | $P_2$ kW | $m$ kg | | | EUR |
| **1601** | G 2 | 0.75 | 32 | 4200978 | C | **1,343.–** |
| **1602** | G 2 | 1.5 | 43 | 4200980 | C | **1,407.–** |
| **1603** | G 2 | 2.2 | 45.1 | 4200983 | L | **1,486.–** |
| **1604** | G 2 | 3 | 64 | 4200986 | L | **1,823.–** |
| **1605** | G 2 | 4 | 66 | 4200990 | L | **2,114.–** |
| **1606** | G 2 | 4 | 67 | 4200993 | L | **2,395.–** |
| **1607** | G 2 | 5.5 | 75 | 4200996 | L | **2,763.–** |
| **1608** | G 2 | 5.5 | 77 | 4200999 | C | **3,046.–** |
| **1609** | G 2 | 7.5 | 100 | 4215239 | C | **3,520.–** |
| **1610** | G 2 | 7.5 | 102 | 4215240 | C | **3,668.–** |
| **1611** | G 2 | 7.5 | 103 | 4215241 | C | **2,917.–** |

= ready for delivery, L = supply availability, C = approx. 2 weeks, K = approx. 4 weeks, AX = up to 16 weeks delivery time, please inquire for every order, A = on request, = please contact Wilo
Subject to change – all prices do not include VAT. Our General Terms of Delivery and Service apply (see www.wilo.com/legal) – valid from 01/01/2022 in Germany.

**Helix FIRST V**

Price group: PG6

## Ordering information PN 16

MEI ≥ 0.70; materials: Monobloc pump housing EN-GJL-250 cataphoretic-coated, hydraulics 1.4307 (AISI 304L)

| Helix FIRST V | Pressure port | Rated power | Gross weight, approx. | Art. no. | | |
|---|---|---|---|---|---|---|
| | | $P_2$ kW | $m$ kg | | | EUR |
| **2201** | DN 50 | 1.5 | 64 | 4200576 | C | **1,882.–** |
| **2202** | DN 50 | 3 | 78 | 4183356 | L | **2,517.–** |
| **2203** | DN 50 | 4 | 81 | 4183357 | L | **3,211.–** |
| **2204** | DN 50 | 5.5 | 95 | 4183358 | L | **3,275.–** |
| **2205** | DN 50 | 7.5 | 105 | 4183359 | L | **3,624.–** |
| **2206** | DN 50 | 7.5 | 106 | 4183360 | L | **3,942.–** |
| **2207** | DN 50 | 9 | 132 | 4183361 | L | **4,474.–** |
| **2208** | DN 50 | 11 | 139 | 4183362 | L | **5,210.–** |

Price group: PG6

## Ordering information PN 16

MEI ≥ 0.70; materials: Monobloc pump housing EN-GJL-250 cataphoretic-coated, hydraulics 1.4307 (AISI 304L)

| Helix FIRST V | Pressure port | Rated power | Gross weight, approx. | Art. no. | | |
|---|---|---|---|---|---|---|
| | | $P_2$ kW | $m$ kg | | | EUR |
| **3601/1** | DN 65 | 2.2 | 79 | 4200588 | C | **2,259.–** |
| **3601** | DN 65 | 3 | 82 | 4183384 | L | **2,486.–** |
| **3602/2** | DN 65 | 4 | 85 | 4183385 | L | **2,668.–** |
| **3602/1** | DN 65 | 5.5 | 93 | 4183386 | L | **2,932.–** |
| **3602** | DN 65 | 5.5 | 93 | 4183387 | L | **3,809.–** |
| **3603/2** | DN 65 | 7.5 | 108 | 4183388 | L | **4,546.–** |
| **3603/1** | DN 65 | 7.5 | 108 | 4183389 | L | **4,336.–** |
| **3603** | DN 65 | 9 | 129 | 4183390 | L | **5,154.–** |
| **3604/2** | DN 65 | 11 | 144 | 4183391 | L | **5,845.–** |
| **3604** | DN 65 | 11 | 144 | 4183392 | L | **6,153.–** |
| **3605/2** | DN 65 | 15 | 201 | 4215242 | C | **4,471.–** |
| **3605** | DN 65 | 15 | 201 | 4215243 | C | **4,471.–** |
| **3606/2** | DN 65 | 15 | 204 | 4215244 | C | **4,660.–** |
| **3606** | DN 65 | 18.5 | 206 | 4215245 | C | **4,768.–** |

Price group: PG6

## Ordering information PN 16

MEI ≥ 0.70; materials: Monobloc pump housing EN-GJL-250 cataphoretic-coated, hydraulics 1.4307 (AISI 304L)

| Helix FIRST V | Pressure port | Rated power | Gross weight, approx. | Art. no. | | |
|---|---|---|---|---|---|---|
| | | $P_2$ kW | $m$ kg | | | EUR |
| **5201/1** | DN 80 | 3 | 90 | 4183422 | C | **2,538.–** |
| **5201** | DN 80 | 4 | 91 | 4183423 | C | **2,870.–** |
| **5202/2** | DN 80 | 5.5 | 107 | 4183424 | C | **3,918.–** |
| **5202** | DN 80 | 7.5 | 115 | 4183425 | L | **4,243.–** |
| **5203/2** | DN 80 | 11 | 147 | 4183426 | C | **5,369.–** |
| **5203** | DN 80 | 11 | 147 | 4183427 | L | **5,685.–** |
| **5204/2** | DN 80 | 15 | 210 | 4215246 | C | **4,608.–** |
| **5204** | DN 80 | 15 | 210 | 4215247 | C | **7,215.–** |
| **5205/2** | DN 80 | 18.5 | 244 | 4215248 | C | **5,053.–** |
| **5205** | DN 80 | 18.5 | 244 | 4215249 | C | **5,053.–** |
| **5206/2** | DN 80 | 22 | 265 | 4215250 | C | **5,600.–** |

= ready for delivery, L = supply availability, C = approx. 2 weeks, K = approx. 4 weeks, AX = up to 16 weeks delivery time, please inquire for every order, A = on request, = please contact Wilo
Subject to change – all prices do not include VAT. Our General Terms of Delivery and Service apply (see www.wilo.com/legal) – valid from 01/01/2022 in Germany.

Price group: PG6

## Ordering information PN 25

MEI ≥ 0.70; materials: Monobloc pump housing EN-GJL-250 cataphoretic-coated, hydraulics 1.4307 (AISI 304L)

| Helix FIRST V | Pressure port | Rated power | Gross weight, approx. | Art. no. | | |
|---|---|---|---|---|---|---|
| | | $P_2$ kW | $m$ kg | | | EUR |
| **202** | DN 25 | 0.37 | 27.6 | 4201018 | C | **910.–** |
| **203** | DN 25 | 0.37 | 28 | 4201021 | C | **929.–** |
| **204** | DN 25 | 0.37 | 28.5 | 4201024 | C | **949.–** |
| **205** | DN 25 | 0.55 | 30 | 4201027 | C | **986.–** |
| **206** | DN 25 | 0.55 | 30.5 | 4201030 | C | **1,070.–** |
| **207** | DN 25 | 0.55 | 35.5 | 4201033 | C | **1,122.–** |
| **208** | DN 25 | 0.75 | 41.8 | 4201036 | C | **1,230.–** |
| **209** | DN 25 | 0.75 | 42.2 | 4201039 | C | **1,287.–** |
| **210** | DN 25 | 0.75 | 42.7 | 4201042 | C | **1,395.–** |
| **211** | DN 25 | 1.1 | 44 | 4201045 | C | **1,402.–** |
| **212** | DN 25 | 1.1 | 44.5 | 4201048 | C | **1,516.–** |
| **213** | DN 25 | 1.1 | 45.4 | 4201051 | C | **1,626.–** |
| **214** | DN 25 | 1.1 | 45.5 | 4201054 | C | **1,736.–** |
| **216** | DN 25 | 1.5 | 52 | 4201057 | C | **1,838.–** |
| **218** | DN 25 | 1.5 | 70 | 4201058 | C | **2,353.–** |
| **220** | DN 25 | 2.2 | 72 | 4201060 | C | **2,516.–** |
| **222** | DN 25 | 2.2 | 74 | 4201062 | C | **2,834.–** |
| **224** | DN 25 | 2.2 | 74 | 4201064 | C | **3,002.–** |
| **226** | DN 25 | 2.2 | 75 | 4201066 | C | **3,002.–** |

Price group: PG6

## Ordering information PN 25

MEI ≥ 0.70; materials: Monobloc pump housing EN-GJL-250 cataphoretic-coated, hydraulics 1.4307 (AISI 304L)

| Helix FIRST V | Pressure port | Rated power | Gross weight, approx. | Art. no. | | |
|---|---|---|---|---|---|---|
| | | $P_2$ kW | $m$ kg | | | EUR |
| **402** | DN 25 | 0.37 | 27.5 | 4201075 | C | **958.–** |
| **403** | DN 25 | 0.37 | 27.7 | 4201078 | C | **1,013.–** |
| **404** | DN 25 | 0.55 | 29.5 | 4201081 | C | **1,064.–** |
| **405** | DN 25 | 0.75 | 35.8 | 4201084 | C | **1,122.–** |
| **406** | DN 25 | 0.75 | 40.8 | 4201087 | C | **1,250.–** |
| **407** | DN 25 | 1.1 | 42.1 | 4201090 | C | **1,300.–** |
| **408** | DN 25 | 1.1 | 42.6 | 4201093 | C | **1,438.–** |
| **409** | DN 25 | 1.1 | 43 | 4201096 | C | **1,493.–** |
| **410** | DN 25 | 1.5 | 49 | 4201099 | C | **1,598.–** |
| **411** | DN 25 | 1.5 | 49.5 | 4201102 | C | **1,717.–** |
| **412** | DN 25 | 1.5 | 50 | 4201105 | C | **1,835.–** |
| **413** | DN 25 | 2.2 | 52 | 4201108 | C | **1,939.–** |
| **414** | DN 25 | 2.2 | 52 | 4201111 | C | **2,011.–** |
| **416** | DN 25 | 2.2 | 53 | 4201114 | C | **2,120.–** |
| **418** | DN 25 | 2.2 | 71 | 4201115 | C | **2,500.–** |
| **420** | DN 25 | 3 | 79 | 4201117 | C | **2,608.–** |
| **422** | DN 25 | 3 | 81 | 4201118 | C | **2,745.–** |
| **424** | DN 25 | 3 | 81 | 4201119 | C | **2,854.–** |
| **426** | DN 25 | 4 | 84 | 4201120 | C | **3,190.–** |

= ready for delivery, L = supply availability, C = approx. 2 weeks, K = approx. 4 weeks, AX = up to 16 weeks delivery time, please inquire for every order, A = on request, = please contact Wilo
Subject to change – all prices do not include VAT. Our General Terms of Delivery and Service apply (see www.wilo.com/legal) – valid from 01/01/2022 in Germany.

Price group: PG6

## Ordering information PN 25

MEI ≥ 0.70; materials: Monobloc pump housing EN-GJL-250 cataphoretic-coated, hydraulics 1.4307 (AISI 304L)

| Helix FIRST V | Pressure port | Rated power | Gross weight, approx. | Art. no. | | |
|---|---|---|---|---|---|---|
| | | $P_2$ kW | $m$ kg | | | EUR |
| **601** | DN 32 | 0.37 | 29.6 | 4201124 | C | **1,068.–** |
| **602** | DN 32 | 0.55 | 30.8 | 4201127 | C | **1,107.–** |
| **603** | DN 32 | 0.55 | 31.5 | 4201130 | C | **1,161.–** |
| **604** | DN 32 | 0.75 | 42.5 | 4201132 | C | **1,235.–** |
| **605** | DN 32 | 1.1 | 44.1 | 4201136 | C | **1,341.–** |
| **606** | DN 32 | 1.1 | 44.8 | 4201139 | C | **1,398.–** |
| **607** | DN 32 | 1.5 | 51 | 4201142 | C | **1,640.–** |
| **608** | DN 32 | 1.5 | 52 | 4201145 | C | **1,868.–** |
| **609** | DN 32 | 2.2 | 54 | 4201148 | C | **1,918.–** |
| **610** | DN 32 | 2.2 | 54 | 4201151 | C | **1,975.–** |
| **611** | DN 32 | 2.2 | 56 | 4201154 | C | **2,027.–** |
| **612** | DN 32 | 3 | 74 | 4201157 | C | **2,132.–** |
| **613** | DN 32 | 3 | 78 | 4201159 | C | **2,258.–** |
| **614** | DN 32 | 3 | 79 | 4201162 | C | **2,383.–** |
| **615** | DN 32 | 3 | 83 | 4201163 | C | **2,659.–** |
| **616** | DN 32 | 4 | 84 | 4201164 | C | **2,745.–** |
| **618** | DN 32 | 4 | 85 | 4201167 | C | **2,854.–** |
| **620** | DN 32 | 4 | 87 | 4201169 | C | **2,956.–** |
| **621** | DN 32 | 5.5 | 124 | 4201170 | C | **3,122.–** |
| **623** | DN 32 | 5.5 | 125 | 4201172 | C | **3,427.–** |

Price group: PG6

## Ordering information PN 25

MEI ≥ 0.70; materials: Monobloc pump housing EN-GJL-250 cataphoretic-coated, hydraulics 1.4307 (AISI 304L)

| Helix FIRST V | Pressure port | Rated power | Gross weight, approx. | Art. no. | | |
|---|---|---|---|---|---|---|
| | | $P_2$ kW | $m$ kg | | | EUR |
| **1001** | DN 40 | 0.55 | 35.6 | 4200935 | C | **1,122.–** |
| **1002** | DN 40 | 0.75 | 41.6 | 4200938 | C | **1,189.–** |
| **1003** | DN 40 | 1.1 | 43.3 | 4200941 | C | **1,288.–** |
| **1004** | DN 40 | 1.5 | 54 | 4200944 | C | **1,461.–** |
| **1005** | DN 40 | 2.2 | 56 | 4200947 | C | **1,671.–** |
| **1006** | DN 40 | 2.2 | 57 | 4200950 | C | **1,775.–** |
| **1007** | DN 40 | 3 | 76 | 4200953 | C | **2,088.–** |
| **1008** | DN 40 | 3 | 77 | 4200956 | C | **2,189.–** |
| **1009** | DN 40 | 4 | 78 | 4200959 | C | **2,387.–** |
| **1010** | DN 40 | 4 | 79 | 4200962 | C | **2,516.–** |
| **1011** | DN 40 | 4 | 84 | 4200965 | C | **2,707.–** |
| **1012** | DN 40 | 5.5 | 92 | 4200968 | C | **3,134.–** |
| **1013** | DN 40 | 5.5 | 97 | 4200969 | C | **4,111.–** |
| **1015** | DN 40 | 5.5 | 98 | 4200972 | C | **4,205.–** |
| **1017** | DN 40 | 7.5 | 144 | 4200974 | C | **4,390.–** |
| **1019** | DN 40 | 7.5 | 146 | 4200975 | C | **4,647.–** |

= ready for delivery, L = supply availability, C = approx. 2 weeks, K = approx. 4 weeks, AX = up to 16 weeks delivery time, please inquire for every order, A = on request, = please contact Wilo
Subject to change – all prices do not include VAT. Our General Terms of Delivery and Service apply (see www.wilo.com/legal) – valid from 01/01/2022 in Germany.

Price group: PG6

**Ordering information PN 25**

MEI ≥ 0.50; materials: Monobloc pump housing EN-GJL-250 cataphoretic-coated, hydraulics 1.4307 (AISI 304L)

| Helix FIRST V | Pressure port | Rated power | Gross weight, approx. | Art. no. | | |
|---|---|---|---|---|---|---|
| | | $P_2$ kW | $m$ kg | | | EUR |
| **1601** | DN 50 | 0.75 | 43 | 4200979 | C | **1,343.–** |
| **1602** | DN 50 | 1.5 | 54 | 4200982 | C | **1,407.–** |
| **1603** | DN 50 | 2.2 | 56 | 4200985 | C | **1,486.–** |
| **1604** | DN 50 | 3 | 75 | 4200988 | C | **1,823.–** |
| **1605** | DN 50 | 4 | 77 | 4200991 | C | **2,114.–** |
| **1606** | DN 50 | 4 | 78 | 4200994 | C | **2,395.–** |
| **1607** | DN 50 | 5.5 | 86 | 4200997 | C | **2,763.–** |
| **1608** | DN 50 | 5.5 | 88 | 4201000 | C | **3,046.–** |
| **1609** | DN 50 | 7.5 | 112 | 4201001 | C | **3,663.–** |
| **1610** | DN 50 | 7.5 | 114 | 4201003 | C | **4,019.–** |
| **1611** | DN 50 | 7.5 | 115 | 4201005 | C | **4,628.–** |
| **1612** | DN 50 | 9 | 163 | 4201007 | C | **5,382.–** |
| **1613** | DN 50 | 9 | 166 | 4201009 | C | **5,536.–** |

Price group: PG6

**Ordering information PN 25**

MEI ≥ 0.70; materials: Monobloc pump housing EN-GJL-250 cataphoretic-coated, hydraulics 1.4307 (AISI 304L)

| Helix FIRST V | Pressure port | Rated power | Gross weight, approx. | Art. no. | | |
|---|---|---|---|---|---|---|
| | | $P_2$ kW | $m$ kg | | | EUR |
| **2209** | DN 50 | 11 | 144 | 4200577 | C | **5,888.–** |
| **2210** | DN 50 | 15 | 219 | 4200578 | C | **6,960.–** |
| **2211** | DN 50 | 15 | 221 | 4200579 | C | **7,421.–** |
| **2212** | DN 50 | 15 | 222 | 4200580 | C | **8,026.–** |
| **2213** | DN 50 | 18.5 | 226 | 4200581 | C | **8,609.–** |

Price group: PG6

**Ordering information PN 25**

MEI ≥ 0.70; materials: Monobloc pump housing EN-GJL-250 cataphoretic-coated, hydraulics 1.4307 (AISI 304L)

| Helix FIRST V | Pressure port | Rated power | Gross weight, approx. | Art. no. | | |
|---|---|---|---|---|---|---|
| | | $P_2$ kW | $m$ kg | | | EUR |
| **3605/2** | DN 65 | 15 | 201 | 4200589 | C | **6,732.–** |
| **3605** | DN 65 | 15 | 201 | 4200590 | C | **6,955.–** |
| **3606/2** | DN 65 | 15 | 204 | 4200591 | C | **7,765.–** |
| **3606** | DN 65 | 18.5 | 206 | 4200592 | C | **8,938.–** |
| **3607/2** | DN 65 | 18.5 | 237 | 4200593 | C | **9,279.–** |
| **3607** | DN 65 | 22 | 254 | 4200594 | C | **9,702.–** |
| **3608/2** | DN 65 | 22 | 257 | 4200595 | C | **10,974.–** |
| **3608** | DN 65 | 22 | 257 | 4200596 | C | **10,974.–** |
| **3609/2** | DN 65 | 30 | 313 | 4200597 | C | **12,143.–** |
| **3609** | DN 65 | 30 | 313 | 4200598 | C | **12,385.–** |
| **3610/2** | DN 65 | 30 | 316 | 4200599 | C | **13,427.–** |

= ready for delivery, L = supply availability, C = approx. 2 weeks, K = approx. 4 weeks, AX = up to 16 weeks delivery time, please inquire for every order, A = on request, = please contact Wilo
Subject to change – all prices do not include VAT. Our General Terms of Delivery and Service apply (see www.wilo.com/legal) – valid from 01/01/2022 in Germany.

**Helix FIRST V**

Price group: PG6

**Ordering information PN 25**

MEI ≥ 0.70; materials: Monobloc pump housing EN-GJL-250 cataphoretic-coated, hydraulics 1.4307 (AISI 304L)

| Helix FIRST V | Pressure port | Rated power | Gross weight, approx. | Art. no. | | |
|---|---|---|---|---|---|---|
| | | $P_2$ kW | $m$ kg | | | EUR |
| **5204/2** | DN 80 | 15 | 210 | 4200612 | C | **7,017.–** |
| **5204** | DN 80 | 15 | 210 | 4200613 | C | **7,399.–** |
| **5205/2** | DN 80 | 18.5 | 244 | 4200614 | C | **8,518.–** |
| **5205** | DN 80 | 18.5 | 244 | 4200615 | C | **8,921.–** |
| **5206/2** | DN 80 | 22 | 265 | 4200616 | C | **10,699.–** |
| **5206** | DN 80 | 22 | 265 | 4200617 | C | **10,699.–** |
| **5207/2** | DN 80 | 30 | 322 | 4200618 | C | **12,179.–** |
| **5207** | DN 80 | 30 | 322 | 4200619 | C | **12,179.–** |
| **5208/2** | DN 80 | 30 | 325 | 4200620 | C | **13,050.–** |
| **5208** | DN 80 | 30 | 325 | 4200621 | C | **13,050.–** |
| **5209/2** | DN 80 | 37 | 344 | 4200622 | C | **14,096.–** |

Price group: PG6

**Ordering information PN 40 (Pmax: 30 bar)**

MEI ≥ 0.70; materials: Monobloc pump housing EN-GJL-250 cataphoretic-coated, hydraulics 1.4307 (AISI 304L)

| Helix FIRST V | Pressure port | Rated power | Gross weight, approx. | Art. no. | | |
|---|---|---|---|---|---|---|
| | | $P_2$ kW | $m$ kg | | | EUR |
| **229** | DN 25 | 2.2 | 77 | 4201068 | C | **3,158.–** |
| **231** | DN 25 | 3 | 85 | 4201069 | C | **3,358.–** |
| **233** | DN 25 | 3 | 114 | 4201070 | C | **3,406.–** |
| **236** | DN 25 | 3 | 115 | 4201071 | C | **3,540.–** |
| **239** | DN 25 | 3 | 117 | 4201072 | C | **3,675.–** |

Price group: PG6

**Ordering information PN 40 (Pmax: 30 bar)**

MEI ≥ 0.70; materials: Monobloc pump housing EN-GJL-250 cataphoretic-coated, hydraulics 1.4307 (AISI 304L)

| Helix FIRST V | Pressure port | Rated power | Gross weight, approx. | Art. no. | | |
|---|---|---|---|---|---|---|
| | | $P_2$ kW | $m$ kg | | | EUR |
| **429** | DN 25 | 4 | 85 | 4201121 | C | **3,301.–** |
| **431** | DN 25 | 4 | 114 | 4201122 | C | **3,341.–** |

Price group: PG6

**Ordering information PN 40 (Pmax: 30 bar)**

MEI ≥ 0.70; materials: Monobloc pump housing EN-GJL-250 cataphoretic-coated, hydraulics 1.4307 (AISI 304L)

| Helix FIRST V | Pressure port | Rated power | Gross weight, approx. | Art. no. | | |
|---|---|---|---|---|---|---|
| | | $P_2$ kW | $m$ kg | | | EUR |
| **625** | DN 32 | 5.5 | 127 | 4201174 | C | **3,539.–** |
| **628** | DN 32 | 5.5 | 128 | 4201175 | C | **3,740.–** |
| **630** | DN 32 | 7.5 | 145 | 4201176 | C | **4,412.–** |
| **633** | DN 32 | 7.5 | 147 | 4201177 | C | **4,667.–** |

Water supply

= ready for delivery, L = supply availability, C = approx. 2 weeks, K = approx. 4 weeks, AX = up to 16 weeks delivery time, please inquire for every order, A = on request, = please contact Wilo
Subject to change – all prices do not include VAT. Our General Terms of Delivery and Service apply (see www.wilo.com/legal) – valid from 01/01/2022 in Germany.

**Price group: PG6**

**Ordering information PN 40 (Pmax: 30 bar)**

MEI ≥ 0.70; materials: Monobloc pump housing EN-GJL-250 cataphoretic-coated, hydraulics 1.4307 (AISI 304L)

| Helix FIRST V | Pressure port | Rated power | Gross weight, approx. | Art. no. | | |
|---|---|---|---|---|---|---|
| | | $P_2$ kW | $m$ kg | | | EUR |
| **1021** | DN 40 | 7.5 | 147 | 4200976 | C | **5,012.–** |
| **1023** | DN 40 | 9 | 170 | 4200977 | C | **5,400.–** |

**Price group: PG6**

**Ordering information PN 40 (Pmax: 30 bar)**

MEI ≥ 0.50; materials: Monobloc pump housing EN-GJL-250 cataphoretic-coated, hydraulics 1.4307 (AISI 304L)

| Helix FIRST V | Pressure port | Rated power | Gross weight, approx. | Art. no. | | |
|---|---|---|---|---|---|---|
| | | $P_2$ kW | $m$ kg | | | EUR |
| **1616** | DN 50 | 11 | 176 | 4201013 | C | **5,788.–** |
| **1618** | DN 50 | 15 | 216 | 4201014 | C | **6,056.–** |

**Price group: PG6**

**Ordering information PN 40 (Pmax: 30 bar)**

MEI ≥ 0.50; materials: Monobloc pump housing EN-GJL-250 cataphoretic-coated, hydraulics 1.4307 (AISI 304L)

| Helix FIRST V | Pressure port | Rated power | Gross weight, approx. | Art. no. | | |
|---|---|---|---|---|---|---|
| | | $P_2$ kW | $m$ kg | | | EUR |
| **2214** | DN 50 | 18.5 | 228 | 4200634 | C | **8,811.–** |
| **2215** | DN 50 | 18.5 | 230 | 4200635 | C | **9,011.–** |
| **2216** | DN 50 | 22 | 248 | 4200636 | C | **9,213.–** |

**Price group: PG6**

**Ordering information PN 40 (Pmax: 30 bar)**

MEI ≥ 0.70; materials: Monobloc pump housing EN-GJL-250 cataphoretic-coated, hydraulics 1.4307 (AISI 304L)

| Helix FIRST V | Pressure port | Rated power | Gross weight, approx. | Art. no. | | |
|---|---|---|---|---|---|---|
| | | $P_2$ kW | $m$ kg | | | EUR |
| **3610** | DN 65 | 30 | 316 | 4200637 | C | **13,696.–** |
| **3611/2** | DN 65 | 30 | 319 | 4200638 | C | **14,032.–** |
| **3611** | DN 65 | 37 | 335 | 4200639 | C | **14,703.–** |

**Price group: PG6**

**Ordering information PN 40 (Pmax: 30 bar)**

MEI ≥ 0.70; materials: Monobloc pump housing EN-GJL-250 cataphoretic-coated, hydraulics 1.4307 (AISI 304L)

| Helix FIRST V | Pressure port | Rated power | Gross weight, approx. | Art. no. | | |
|---|---|---|---|---|---|---|
| | | $P_2$ kW | $m$ kg | | | EUR |
| **5209** | DN 80 | 37 | 344 | 4200640 | C | **14,231.–** |
| **5210/2** | DN 80 | 37 | 348 | 4200641 | C | **14,432.–** |
| **5210** | DN 80 | 37 | 348 | 4200642 | C | **14,702.–** |

= ready for delivery, L = supply availability, C = approx. 2 weeks, K = approx. 4 weeks, AX = up to 16 weeks delivery time, please inquire for every order, A = on request, = please contact Wilo
Subject to change – all prices do not include VAT. Our General Terms of Delivery and Service apply (see www.wilo.com/legal) – valid from 01/01/2022 in Germany.



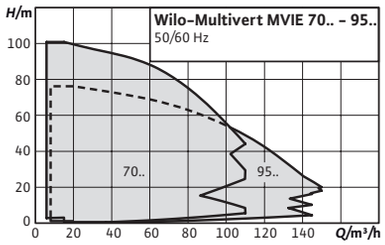


| Accessories | Page |
|---|---|
| Accessories | 375 |

IE4

# Wilo-Multivert MVIE

## Construction
Non-self-priming multistage pump with integrated frequency converter

## Application
- → Water supply and pressure boosting
- → Industrial circulation systems
- → Process engineering
- → Cooling water circulation systems
- → Washing and sprinkling systems

## Scope of delivery
- → MVIE high-pressure multistage centrifugal pump
- → Installation and operating instructions

## Your advantages
- → Easy commissioning
- → Integrated frequency converter with large control range
- → Full motor protection

## General notes – ErP (Ecodesign) Directive
The minimum efficiency index, MEI, of the pump series is ≥0.4. For detailed information on the MEI values of the individual pump types, see: Wilo Online Catalogue, available at www.wilo.com

**Price group: PG6**

**Ordering information PN 16**

MEI ≥ 0.40; Materials: Hydraulics 1.4307, pump housing EN-GJL-250 cataphoretic coated, gasket type: EPDM

| Multivert MVIE | Rated power | Pressure port | Gross weight, approx. | Art. no. | | |
|---|---|---|---|---|---|---|
| | $P_2$ kW | | $m$ kg | | | EUR |
| **7001** | 5.5 | DN 100 | 148.9 | 4122317 | C | **10,135.–** |
| **7002/2** | 7.5 | DN 100 | 156.9 | 4122318 | C | **12,604.–** |
| **7002** | 11 | DN 100 | 237 | 4166155 | C | **15,475.–** |
| **7003/1** | 15 | DN 100 | 237 | 4166156 | C | **18,675.–** |
| **7004/2** | 18.5 | DN 100 | 333 | 4166157 | C | **20,751.–** |
| **7004** | 22 | DN 100 | 332 | 4166158 | C | **22,263.–** |

= ready for delivery, L = supply availability, C = approx. 2 weeks, K = approx. 4 weeks, AX = up to 16 weeks delivery time, please inquire for every order, A = on request, = please contact Wilo
Subject to change – all prices do not include VAT. Our General Terms of Delivery and Service apply (see www.wilo.com/legal) – valid from 01/01/2022 in Germany.

Price group: PG6

**Ordering information PN 16**

MEI ≥ 0.40; Materials: Hydraulics 1.4307, pump housing EN-GJL-250 cataphoretic coated, gasket type: EPDM

| Multivert MVIE | Rated power | Pressure port | Gross weight, approx. | Art. no. | | |
|---|---|---|---|---|---|---|
| | $P_2$ kW | | $m$ kg | | | EUR |
| **9501/1** | 7.5 | DN 100 | 153.4 | 4122324 | C | **11,945.–** |
| **9501** | 11 | DN 100 | 233 | 4166171 | C | **14,422.–** |
| **9502/1** | 15 | DN 100 | 235 | 4166172 | C | **17,654.–** |
| **9502** | 18.5 | DN 100 | 327 | 4166173 | C | **18,657.–** |
| **9503/2** | 22 | DN 100 | 331 | 4166174 | C | **21,567.–** |

Price group: PG6

**Ordering information PN 25**

MEI ≥ 0.40; Materials: Hydraulics 1.4307, pump housing EN-GJL-250 cataphoretic coated, gasket type: EPDM

| Multivert MVIE | Rated power | Pressure port | Gross weight, approx. | Art. no. | | |
|---|---|---|---|---|---|---|
| | $P_2$ kW | | $m$ kg | | | EUR |
| **7001** | 5.5 | DN 100 | 148.9 | 4122319 | C | **10,200.–** |
| **7002/2** | 7.5 | DN 100 | 156.9 | 4122320 | C | **12,668.–** |
| **7002** | 11 | DN 100 | 237 | 4166159 | C | **15,646.–** |
| **7003/1** | 15 | DN 100 | 237 | 4166160 | C | **18,734.–** |
| **7004/2** | 18.5 | DN 100 | 333 | 4166161 | C | **20,944.–** |
| **7004** | 22 | DN 100 | 332 | 4166162 | C | **22,318.–** |

Price group: PG6

**Ordering information PN 25**

MEI ≥ 0.40; Materials: Hydraulics 1.4307, pump housing EN-GJL-250 cataphoretic coated, gasket type: EPDM

| Multivert MVIE | Rated power | Pressure port | Gross weight, approx. | Art. no. | | |
|---|---|---|---|---|---|---|
| | $P_2$ kW | | $m$ kg | | | EUR |
| **9501/1** | 7.5 | DN 100 | 153.4 | 4122326 | C | **12,013.–** |
| **9501** | 11 | DN 100 | 233 | 4166179 | C | **14,512.–** |
| **9502/1** | 15 | DN 100 | 235 | 4166180 | C | **17,726.–** |
| **9502** | 18.5 | DN 100 | 327 | 4166181 | C | **18,712.–** |
| **9503/2** | 22 | DN 100 | 331 | 4166182 | C | **21,686.–** |

= ready for delivery, L = supply availability, C = approx. 2 weeks, K = approx. 4 weeks, AX = up to 16 weeks delivery time, please inquire for every order, A = on request, = please contact Wilo
Subject to change – all prices do not include VAT. Our General Terms of Delivery and Service apply (see www.wilo.com/legal) – valid from 01/01/2022 in Germany.

**Multivert MVIE**



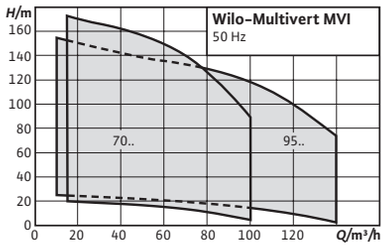


**Accessories** **Page**

Accessories 375

# Wilo-Multivert MVI

## Construction

Non-self-priming, multistage high-pressure centrifugal pump in vertical design with in-line connections.

## Application

- → Water supply and pressure boosting
- → Fire extinguishing systems
- → Boiler feed
- → Industrial circulation systems
- → Process engineering
- → Cooling water circulation systems
- → Washing and sprinkling systems

## Scope of delivery

- → MVI high-pressure multistage centrifugal pump
- → Installation and operating instructions

## Your advantages

- → Corrosion-resistant impellers, diffusors and stage housings
- → Drinking water approval for all components that come in contact with the fluid (EPDM version)

## Notice

Additional information about this series is available in the Online Catalogue (www.wilo.com) and on request.

## General notes – ErP (Ecodesign) Directive

The minimum efficiency index, MEI, of the pump series is ≥0.4. For detailed information on the MEI values of the individual pump types, see: Wilo Online Catalogue, available at www.wilo.com

**Price group: PG6**

**Ordering information PN 16**

Materials: Stainless steel 1.4301, pump housing EN-GJL-250, cataphoretic coated, gasket type: EPDM

| Multivert MVI | Rated power | Pressure port | Mains connection | Gross weight, approx. | Art. no. | | |
|---|---|---|---|---|---|---|---|
| | $P_2$ kW | | | $m$ kg | | | EUR |
| **7001/1** | 4 | DN 100 | 3~400 V, 50 Hz | 107 | 4071162 | C | **3,398.–** |
| **7001** | 5.5 | DN 100 | 3~400 V, 50 Hz | 112 | 4071163 | C | **4,013.–** |
| **7002/2** | 7.5 | DN 100 | 3~400 V, 50 Hz | 134 | 4071165 | C | **5,374.–** |
| **7002/1** | 9 | DN 100 | 3~400 V, 50 Hz | 149 | 4071166 | C | **5,976.–** |
| **7002** | 11 | DN 100 | 3~400 V, 50 Hz | 151 | 4071168 | C | **6,035.–** |
| **7003/2** | 15 | DN 100 | 3~400 V, 50 Hz | 218 | 4071170 | C | **7,609.–** |
| **7003/1** | 15 | DN 100 | 3~400 V, 50 Hz | 218 | 4071171 | C | **7,638.–** |
| **7003** | 18.5 | DN 100 | 3~400 V, 50 Hz | 246 | 4071172 | C | **7,973.–** |

= ready for delivery, L = supply availability, C = approx. 2 weeks, K = approx. 4 weeks, AX = up to 16 weeks delivery time, please inquire for every order, A = on request, = please contact Wilo
Subject to change – all prices do not include VAT. Our General Terms of Delivery and Service apply (see www.wilo.com/legal) – valid from 01/01/2022 in Germany.

Price group: PG6

## Ordering information PN 16

Materials: Stainless steel 1.4301, pump housing EN-GJL-250, cataphoretic coated, gasket type: EPDM

| Multivert MVI | Rated power | Pressure port | Mains connection | Gross weight, approx. | Art. no. | | |
|---|---|---|---|---|---|---|---|
| | $P_2$ kW | | | $m$ kg | | | EUR |
| **7004/2** | 18.5 | DN 100 | 3~400 V, 50 Hz | 251 | 4071173 | C | **9,210.–** |
| **7004/1** | 22 | DN 100 | 3~400 V, 50 Hz | 252 | 4071174 | C | **9,610.–** |
| **7004** | 22 | DN 100 | 3~400 V, 50 Hz | 252 | 4071175 | C | **10,113.–** |
| **7005/2** | 30 | DN 100 | 3~400 V, 50 Hz | 346 | 4071176 | C | **11,465.–** |
| **7005/1** | 30 | DN 100 | 3~400 V, 50 Hz | 346 | 4071177 | C | **11,485.–** |
| **7005** | 30 | DN 100 | 3~400 V, 50 Hz | 346 | 4071178 | C | **11,505.–** |

Price group: PG6

## Ordering information PN 25

Materials: Stainless steel 1.4301, pump housing EN-GJL-250, cataphoretic coated, gasket type: EPDM

| Multivert MVI | Rated power | Pressure port | Mains connection | Gross weight, approx. | Art. no. | | |
|---|---|---|---|---|---|---|---|
| | $P_2$ kW | | | $m$ kg | | | EUR |
| **7001/1** | 4 | DN 100 | 3~400 V, 50 Hz | 107 | 4071179 | C | **3,507.–** |
| **7001** | 5.5 | DN 100 | 3~400 V, 50 Hz | 112 | 4071180 | C | **4,148.–** |
| **7002/2** | 7.5 | DN 100 | 3~400 V, 50 Hz | 134 | 4071182 | C | **5,554.–** |
| **7002/1** | 9 | DN 100 | 3~400 V, 50 Hz | 149 | 4071183 | C | **6,088.–** |
| **7002** | 11 | DN 100 | 3~400 V, 50 Hz | 151 | 4071185 | C | **6,233.–** |
| **7003/2** | 15 | DN 100 | 3~400 V, 50 Hz | 218 | 4071187 | C | **7,862.–** |
| **7003/1** | 15 | DN 100 | 3~400 V, 50 Hz | 218 | 4071188 | C | **7,889.–** |
| **7003** | 18.5 | DN 100 | 3~400 V, 50 Hz | 246 | 4071189 | C | **8,234.–** |
| **7004/2** | 18.5 | DN 100 | 3~400 V, 50 Hz | 251 | 4071190 | C | **9,514.–** |
| **7004/1** | 22 | DN 100 | 3~400 V, 50 Hz | 252 | 4071191 | C | **9,925.–** |
| **7004** | 22 | DN 100 | 3~400 V, 50 Hz | 252 | 4071192 | C | **10,447.–** |
| **7005/2** | 30 | DN 100 | 3~400 V, 50 Hz | 346 | 4071193 | C | **11,846.–** |
| **7005/1** | 30 | DN 100 | 3~400 V, 50 Hz | 346 | 4071194 | C | **11,863.–** |
| **7005** | 30 | DN 100 | 3~400 V, 50 Hz | 346 | 4071195 | C | **11,884.–** |
| **7006/2** | 30 | DN 100 | 3~400 V, 50 Hz | 350 | 4071196 | C | **12,387.–** |
| **7006/1** | 37 | DN 100 | 3~400 V, 50 Hz | 350 | 4071197 | C | **13,046.–** |
| **7006** | 37 | DN 100 | 3~400 V, 50 Hz | 350 | 4071198 | C | **13,767.–** |
| **7007/2** | 37 | DN 100 | 3~400 V, 50 Hz | 355 | 4071199 | C | **14,842.–** |
| **7007/1** | 37 | DN 100 | 3~400 V, 50 Hz | 355 | 4071200 | C | **14,880.–** |

Price group: PG6

## Ordering information PN 16

Materials: Stainless steel 1.4301, pump housing EN-GJL-250, cataphoretic coated, gasket type: EPDM

| Multivert MVI | Rated power | Pressure port | Mains connection | Gross weight, approx. | Art. no. | | |
|---|---|---|---|---|---|---|---|
| | $P_2$ kW | | | $m$ kg | | | EUR |
| **9501/1** | 7.5 | DN 100 | 3~400 V, 50 Hz | 130 | 4082533 | C | **4,557.–** |
| **9501** | 9 | DN 100 | 3~400 V, 50 Hz | 145 | 4082534 | C | **4,822.–** |
| **9502/2** | 15 | DN 100 | 3~400 V, 50 Hz | 217 | 4082536 | C | **6,999.–** |
| **9502/1** | 15 | DN 100 | 3~400 V, 50 Hz | 217 | 4082537 | C | **7,776.–** |
| **9502** | 18.5 | DN 100 | 3~400 V, 50 Hz | 245 | 4082538 | C | **8,074.–** |
| **9503/2** | 22 | DN 100 | 3~400 V, 50 Hz | 250 | 4082539 | C | **10,183.–** |
| **9503/1** | 22 | DN 100 | 3~400 V, 50 Hz | 331 | 4082540 | C | **10,759.–** |

= ready for delivery, L = supply availability, C = approx. 2 weeks, K = approx. 4 weeks, AX = up to 16 weeks delivery time, please inquire for every order, A = on request, = please contact Wilo
Subject to change – all prices do not include VAT. Our General Terms of Delivery and Service apply (see www.wilo.com/legal) – valid from 01/01/2022 in Germany.

## Multivert MVI

**Price group: PG6**

## Ordering information PN 16

Materials: Stainless steel 1.4301, pump housing EN-GJL-250, cataphoretic coated, gasket type: EPDM

| Multivert MVI | Rated power | Pressure port | Mains connection | Gross weight, approx. | Art. no. | | |
|---|---|---|---|---|---|---|---|
| | $P_2$ kW | | | $m$ kg | | | EUR |
| **9503** | 30 | DN 100 | 3~400 V, 50 Hz | 331 | 4082541 | C | **11,019.–** |
| **9504/2** | 30 | DN 100 | 3~400 V, 50 Hz | 347 | 4082542 | C | **12,583.–** |
| **9504/1** | 30 | DN 100 | 3~400 V, 50 Hz | 347 | 4082543 | C | **12,724.–** |
| **9504** | 37 | DN 100 | 3~400 V, 50 Hz | 347 | 4082544 | C | **13,035.–** |

**Price group: PG6**

## Ordering information PN 25

Materials: Stainless steel 1.4301, pump housing EN-GJL-250, cataphoretic coated, gasket type: EPDM

| Multivert MVI | Rated power | Pressure port | Mains connection | Gross weight, approx. | Art. no. | | |
|---|---|---|---|---|---|---|---|
| | $P_2$ kW | | | $m$ kg | | | EUR |
| **9501/1** | 7.5 | DN 100 | 3~400 V, 50 Hz | 130 | 4082560 | C | **4,694.–** |
| **9501** | 9 | DN 100 | 3~400 V, 50 Hz | 145 | 4082561 | C | **4,978.–** |
| **9502/2** | 15 | DN 100 | 3~400 V, 50 Hz | 217 | 4082563 | C | **7,220.–** |
| **9502/1** | 15 | DN 100 | 3~400 V, 50 Hz | 217 | 4082564 | C | **8,018.–** |
| **9502** | 18.5 | DN 100 | 3~400 V, 50 Hz | 245 | 4082565 | C | **8,325.–** |
| **9503/2** | 22 | DN 100 | 3~400 V, 50 Hz | 250 | 4082566 | C | **10,498.–** |
| **9503/1** | 22 | DN 100 | 3~400 V, 50 Hz | 331 | 4082567 | C | **11,093.–** |
| **9503** | 30 | DN 100 | 3~400 V, 50 Hz | 331 | 4082568 | C | **11,357.–** |
| **9504/2** | 30 | DN 100 | 3~400 V, 50 Hz | 347 | 4082569 | C | **12,973.–** |
| **9504/1** | 30 | DN 100 | 3~400 V, 50 Hz | 347 | 4082570 | C | **13,112.–** |
| **9504** | 37 | DN 100 | 3~400 V, 50 Hz | 347 | 4082571 | C | **13,440.–** |
| **9505/2** | 37 | DN 100 | 3~400 V, 50 Hz | 362 | 4082572 | C | **16,586.–** |
| **9505/1** | 45 | DN 100 | 3~400 V, 50 Hz | 430 | 4082573 | C | **16,973.–** |
| **9505** | 45 | DN 100 | 3~400 V, 50 Hz | 430 | 4082574 | C | **17,354.–** |



= ready for delivery, L = supply availability, C = approx. 2 weeks, K = approx. 4 weeks, AX = up to 16 weeks delivery time, please inquire for every order, A = on request, = please contact Wilo
Subject to change – all prices do not include VAT. Our General Terms of Delivery and Service apply (see www.wilo.com/legal) – valid from 01/01/2022 in Germany.



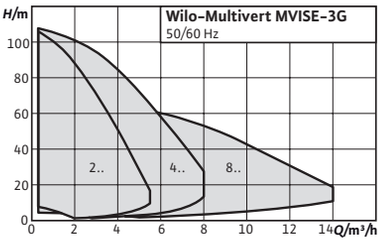


| Accessories | Page |
|---|---|
| Accessories | 375 |

# Wilo-Multivert MVISE

## Construction

Non-self-priming multistage pump with glandless pump motor and integrated frequency converter

## Application

→ Water supply and pressure boosting

## Scope of delivery

→ Wilo-Multivert MVISE high-pressure multistage centrifugal pump
→ Stainless steel oval counter flanges Rp 1 to Rp 1 1/2 with the corresponding screws, nuts and gaskets
→ Installation and operating instructions

## Your advantages

→ Glandless pump technology
→ Virtually noiseless operation (up to 20 dB [A] quieter than conventional pumps)
→ Space-saving, compact design
→ Virtually maintenance free thanks to a design which does not feature any mechanical seals
→ Drinking water approval for all components that come in contact with the fluid (EPDM version)

**Price group: PG6**

**Ordering information**

| Multivert MVISE | Rated power | Pressure port | Gross weight, approx. | Art. no. | | |
|---|---|---|---|---|---|---|
| | $P_2$ kW | | $m$ kg | | | EUR |
| **206-3G** | 1.1 | G 1 | 34 | 4225618 | K | **2,720.-** |
| **210-3G** | 2 | G 1 | 40 | 4225620 | K | **3,091.-** |
| **404-3G** | 1.1 | G 1¼ | 33 | 4225622 | K | **2,651.-** |
| **406-3G** | 1.1 | G 1¼ | 34 | 4225624 | K | **2,931.-** |
| **410-3G** | 2 | G 1¼ | 40 | 4225626 | K | **4,257.-** |
| **803-3G** | 1.1 | G 1½ | 35 | 4225628 | K | **3,157.-** |
| **806-3G** | 2 | G 1½ | 40 | 4225630 | K | **4,812.-** |

= ready for delivery, L = supply availability, C = approx. 2 weeks, K = approx. 4 weeks, AX = up to 16 weeks delivery time, please inquire for every order, A = on request, = please contact Wilo
Subject to change – all prices do not include VAT. Our General Terms of Delivery and Service apply (see www.wilo.com/legal) – valid from 01/01/2022 in Germany.



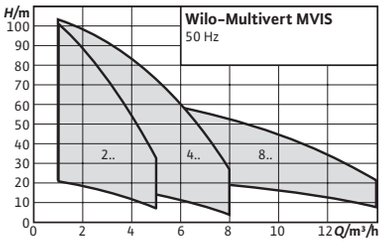


| Accessories | Page |
|---|---|
| Accessories | 375 |

# Wilo-Multivert MVIS

## Construction
Non-self-priming multistage pump with glandless pump motor

## Application
→ Water supply and pressure boosting systems

## Scope of delivery
→ Wilo-Multivert MVIS high-pressure multistage centrifugal pump
→ Stainless steel counter flanges Rp 1 to Rp 1½ with the corresponding screws, nuts and gaskets
→ Installation and operating instructions

## Your advantages
→ Glandless pump technology
→ Virtually noiseless operation (up to 20 dB [A] quieter than conventional pumps)
→ Space-saving, compact design
→ Virtually maintenance free thanks to a design which does not feature any mechanical seals
→ Drinking water approval for all components that come in contact with the fluid (EPDM version)

**Price group: PG6**

**Ordering information**

| Multivert MVIS | Rated power | Pressure port | Gross weight, approx. | Art. no. | | |
|---|---|---|---|---|---|---|
| | $P_2$ kW | | $m$ kg | | | EUR |
| **202** | 0.35 | G 1 | 17.5 | 2009033 | K | **1,081.–** |
| **203** | 0.45 | G 1 | 18.5 | 2009034 | K | **1,121.–** |
| **204** | 0.45 | G 1 | 19 | 2009035 | K | **1,205.–** |
| **205** | 1.1 | G 1 | 24 | 2009036 | K | **1,280.–** |
| **206** | 1.1 | G 1 | 25.5 | 2009037 | K | **1,308.–** |
| **207** | 1.1 | G 1 | 26 | 2009038 | K | **1,320.–** |
| **208** | 1.1 | G 1 | 26 | 2009039 | K | **1,541.–** |
| **209** | 2.2 | G 1 | 31.5 | 2009040 | K | **1,583.–** |
| **210** | 2.2 | G 1 | 32 | 2009041 | K | **1,624.–** |
| **402** | 0.45 | G 1¼ | 18 | 2009042 | K | **1,086.–** |
| **403** | 1.1 | G 1¼ | 23 | 2009043 | K | **1,153.–** |
| **404** | 1.1 | G 1¼ | 23.5 | 2009044 | K | **1,240.–** |
| **405** | 1.1 | G 1¼ | 25 | 2009045 | K | **1,343.–** |
| **406** | 1.1 | G 1¼ | 25.5 | 2009046 | K | **1,496.–** |

= ready for delivery, L = supply availability, C = approx. 2 weeks, K = approx. 4 weeks, AX = up to 16 weeks delivery time, please inquire for every order, A = on request, = please contact Wilo
Subject to change – all prices do not include VAT. Our General Terms of Delivery and Service apply (see www.wilo.com/legal) – valid from 01/01/2022 in Germany.

**Price group: PG6**

**Ordering information**

| Multivert MVIS | Rated power | Pressure port | Gross weight, approx. | Art. no. | | |
|---|---|---|---|---|---|---|
| | $P_2$ kW | | $m$ kg | | | EUR |
| **407** | 2.2 | G 1¼ | 26 | 2009047 | K | **1,646.–** |
| **408** | 2.2 | G 1¼ | 31 | 2009048 | K | **1,813.–** |
| **409** | 2.2 | G 1¼ | 31.5 | 2009049 | K | **1,899.–** |
| **410** | 2.2 | G 1¼ | 32 | 2009050 | K | **1,997.–** |
| **802** | 1.1 | G 1½ | 26.5 | 2009051 | K | **1,578.–** |
| **803** | 1.1 | G 1½ | 28 | 2009052 | K | **1,629.–** |
| **804** | 1.1 | G 1½ | 28.5 | 2009053 | K | **1,952.–** |
| **805** | 2.2 | G 1½ | 33.5 | 2009054 | K | **2,092.–** |
| **806** | 2.2 | G 1½ | 34.5 | 2009055 | K | **2,284.–** |

= ready for delivery, L = supply availability, C = approx. 2 weeks, K = approx. 4 weeks, AX = up to 16 weeks delivery time, please inquire for every order, A = on request, = please contact Wilo
Subject to change – all prices do not include VAT. Our General Terms of Delivery and Service apply (see www.wilo.com/legal) – valid from 01/01/2022 in Germany.




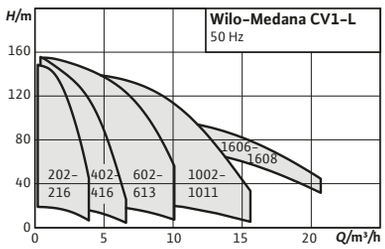


| Accessories | Page |
|---|---|
| Accessories | 375 |

# Wilo-Medana CV1-L

## Construction

Non-self-priming, multistage high-pressure centrifugal pump in vertical design with in-line connections.

## Application

- → Water supply and pressure boosting
- → Industrial recirculation systems
- → Process water
- → Closed cooling circuits
- → Fire-extinguishing systems
- → Washing systems
- → Irrigation
- → Rainwater utilisation

## Your advantages

- → Suitable for drinking water and for special applications due to stainless steel structure
- → Space-saving, compact and robust pump design
- → Suitable for use in ambient temperatures of up to 50 °C and expanded field of application especially for system integration

## Scope of delivery

- → Wilo-Medana CV1-L multistage vertical pump
- → Stainless steel oval counter flanges Rp 1 to Rp 2" with the corresponding screws, nuts and gaskets
- → Installation and operating instructions

**Price group: PG6**

**Ordering information**

Materials: Stainless steel 1.4301, gasket type: EPDM

| Medana CV1-L | Rated power 1~230 V, 50 Hz | Gross weight, approx. | Art. no. | | | Rated power 3~400 V, 50 Hz | Gross weight, approx. | Art. no. | | |
|---|---|---|---|---|---|---|---|---|---|---|
| | $P_2$ kW | $m$ kg | | | EUR | $P_2$ kW | $m$ kg | | | EUR |
| **202** | 0.37 | 17 | **4239785** | C | **681.–** | – | – | – | – | **–** |
| **203** | 0.37 | 17.2 | **4240459** | C | **719.–** | – | – | – | – | **–** |
| **204** | 0.55 | 18.2 | **4240460** | C | **756.–** | – | – | – | – | **–** |
| **205** | 0.55 | 18.7 | **4240461** | C | **819.–** | – | – | – | – | **–** |
| **206** | 0.75 | 21.5 | **4240462** | C | **941.–** | 0.75 | 20.1 | **4240467** | C | **869.–** |
| **207** | 0.75 | 22 | **4240463** | C | **985.–** | 0.75 | 20.6 | **4240468** | C | **926.–** |
| **208** | 1.1 | 23.1 | **4239786** | C | **1,104.–** | 1.1 | 22.8 | **4240469** | C | **1,062.–** |
| **209** | 1.1 | 23.5 | **4240464** | C | **1,073.–** | 1.1 | 23.3 | **4240470** | C | **1,119.–** |
| **210** | 1.1 | 24 | **4240465** | C | **1,130.–** | 1.1 | 23.7 | **4240471** | C | **1,176.–** |
| **211** | 1.5 | 27.9 | **4240466** | C | **1,187.–** | 1.1 | 24.2 | **4240472** | C | **1,232.–** |

= ready for delivery, L = supply availability, C = approx. 2 weeks, K = approx. 4 weeks, AX = up to 16 weeks delivery time, please inquire for every order, A = on request, = please contact Wilo
Subject to change – all prices do not include VAT. Our General Terms of Delivery and Service apply (see www.wilo.com/legal) – valid from 01/01/2022 in Germany.

**Price group: PG6**

## Ordering information

Materials: Stainless steel 1.4301, gasket type: EPDM

| Medana CV1-L | Rated power 1~230 V, 50 Hz | Gross weight, approx. | Art. no. | | | Rated power 3~400 V, 50 Hz | Gross weight, approx. | Art. no. | | |
|---|---|---|---|---|---|---|---|---|---|---|
| | $P_2$ kW | $m$ kg | | 🚚 | EUR | $P_2$ kW | $m$ kg | | 🚚 | EUR |
| **212** | 1.5 | 28.3 | **4239787** | C | **1,357.–** | 1.5 | 27.9 | **4240473** | C | **1,346.–** |
| **213** | – | – | – | – | **–** | 1.5 | 28.4 | **4240474** | C | **1,407.–** |
| **214** | – | – | – | – | **–** | 1.85 | 32.4 | **4240475** | C | **1,492.–** |
| **215** | – | – | – | – | **–** | 1.85 | 32.9 | **4240476** | C | **1,555.–** |
| **216** | – | – | – | – | **–** | 1.85 | 33.4 | **4239788** | C | **1,617.–** |
| **402** | 0.37 | 17 | **4240485** | C | **732.–** | – | – | – | – | **–** |
| **403** | 0.55 | 17.8 | **4240486** | C | **840.–** | – | – | – | – | **–** |
| **404** | 0.55 | 18.2 | **4240487** | C | **896.–** | – | – | – | – | **–** |
| **405** | 0.75 | 21.1 | **4240488** | C | **982.–** | 0.75 | 19.6 | **4240492** | C | **955.–** |
| **406** | 1.1 | 22.2 | **4240489** | C | **1,044.–** | 0.75 | 20.1 | **4239789** | C | **996.–** |
| **407** | 1.1 | 22.6 | **4240490** | C | **1,101.–** | 1.1 | 22.4 | **4239790** | C | **1,100.–** |
| **408** | 1.1 | 23.1 | **4240491** | C | **1,157.–** | 1.1 | 23.1 | **4239791** | C | **1,143.–** |
| **409** | – | – | – | – | **–** | 1.1 | 23.3 | **4240493** | C | **1,222.–** |
| **410** | – | – | – | – | **–** | 1.5 | 27.1 | **4240494** | C | **1,330.–** |
| **411** | – | – | – | – | **–** | 1.5 | 27.5 | **4240495** | C | **1,387.–** |
| **412** | – | – | – | – | **–** | 1.85 | 31.6 | **4240496** | C | **1,511.–** |
| **413** | – | – | – | – | **–** | 1.85 | 32 | **4240497** | C | **1,568.–** |
| **414** | – | – | – | – | **–** | 1.85 | 32.5 | **4240498** | C | **1,620.–** |
| **415** | – | – | – | – | **–** | 2.5 | 32.8 | **4240499** | C | **1,700.–** |
| **416** | – | – | – | – | **–** | 2.5 | 33.2 | **4239792** | C | **1,751.–** |
| **602** | 0.55 | 18.3 | **4240507** | C | **840.–** | – | – | – | – | **–** |
| **603** | 1.1 | 22 | **4240508** | C | **945.–** | 1.1 | 21.8 | **4240511** | C | **917.–** |
| **604** | 1.1 | 22.8 | **4240509** | C | **1,002.–** | 1.1 | 22.6 | **4240512** | C | **972.–** |
| **605** | 1.5 | 27 | **4240510** | C | **1,121.–** | 1.5 | 26.6 | **4240513** | C | **1,103.–** |
| **606** | – | – | – | – | **–** | 1.85 | 26.6 | **4239796** | C | **1,245.–** |
| **607** | – | – | – | – | **–** | 2.5 | 31.7 | **4240514** | C | **1,388.–** |
| **608** | – | – | – | – | **–** | 2.5 | 32.5 | **4240515** | C | **1,450.–** |
| **609** | – | – | – | – | **–** | 3 | 36.2 | **4240516** | C | **1,615.–** |
| **610** | – | – | – | – | **–** | 3 | 37 | **4240517** | C | **1,688.–** |
| **611** | – | – | – | – | **–** | 4.2 | 44.2 | **4240518** | C | **1,823.–** |
| **612** | – | – | – | – | **–** | 4.2 | 45 | **4240519** | C | **1,892.–** |
| **613** | – | – | – | – | **–** | 4.2 | 45.8 | **4239888** | C | **1,960.–** |
| **1002** | – | – | – | – | **–** | 1.1 | 21.7 | **4240524** | C | **986.–** |
| **1003** | – | – | – | – | **–** | 1.5 | 25.8 | **4240525** | C | **1,119.–** |
| **1004** | – | – | – | – | **–** | 1.85 | 30.1 | **4240526** | C | **1,279.–** |
| **1005** | – | – | – | – | **–** | 2.5 | 29.8 | **4239799** | C | **1,358.–** |
| **1006** | – | – | – | – | **–** | 3 | 34.6 | **4239800** | C | **1,675.–** |
| **1007** | – | – | – | – | **–** | 3 | 35.4 | **4240527** | C | **1,827.–** |
| **1008** | – | – | – | – | **–** | 4.2 | 42.6 | **4240528** | C | **1,991.–** |
| **1009** | – | – | – | – | **–** | 4.2 | 43.4 | **4240529** | C | **2,072.–** |
| **1010** | – | – | – | – | **–** | 5.5 | 55.4 | **4240530** | C | **2,395.–** |
| **1011** | – | – | – | – | **–** | 5.5 | 56.2 | **4239893** | C | **2,679.–** |
| **1606** | – | – | – | – | **–** | 4.2 | 41.6 | **4239894** | C | **1,834.–** |
| **1607** | – | – | – | – | **–** | 4.2 | 42.4 | **4239895** | C | **2,113.–** |

🚚 = ready for delivery, L = supply availability, C = approx. 2 weeks, K = approx. 4 weeks, AX = up to 16 weeks delivery time, please inquire for every order, A = on request, 📞 = please contact Wilo
Subject to change – all prices do not include VAT. Our General Terms of Delivery and Service apply (see www.wilo.com/legal) – valid from 01/01/2022 in Germany.

**Price group: PG6**

## Ordering information

Materials: Stainless steel 1.4301, gasket type: EPDM

| Medana CV1-L | Rated power 1~230 V, 50 Hz | Gross weight, approx. | Art. no. | | | Rated power 3~400 V, 50 Hz | Gross weight, approx. | Art. no. | | |
|---|---|---|---|---|---|---|---|---|---|---|
| | $P_2$ kW | $m$ kg | | 🚚 | EUR | $P_2$ kW | $m$ kg | | 🚚 | EUR |
| **1608** | – | – | – | – | **–** | 5.5 | 54.4 | **4239896** | C | **2,330.–** |



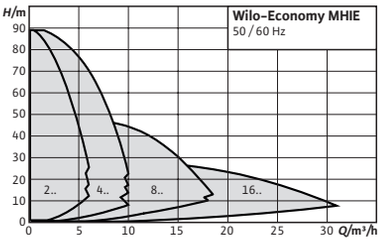


| Accessories | Page |
|---|---|
| Accessories | 375 |

# Wilo-Economy MHIE

## Construction
Non-self-priming multistage pump with integrated frequency converter

## Application
- → Water supply and pressure boosting
- → Irrigation
- → Heating
- → In industrial systems: Cooling and washing system

## Scope of delivery
- → Pump
- → Installation and operating instructions

## Notice
**Available on request**
Combination with stainless steel 1.4301 and FKM gaskets or stainless steel 1.4404 and EPDM gaskets, supply availability +2 weeks.

## Your advantages
- → Easy operation and compact design
- → All parts in contact with fluid are made of stainless steel
- → IEC three-phase motor (level IE2) with integrated frequency converter (frequency converter for 3~motors have optional interfaces for bus communication using plug-in IF modules)
- → Full motor protection
- → Drinking water approval (ACS, KTW, WRAS) for all components in contact with the fluid (EPDM version)

M1 = manual speed control
M2 = automatic mode p = const.
M3 = control by means of external signal 0...10 V/4...20 mA

**Price group: PG6**

**Ordering information (3~400 V)**

Materials: Stainless steel 1.4404, gasket type: FKM

| Economy MHIE | Rated power | Gross weight, approx. | Art. no. Stainless steel | | |
|---|---|---|---|---|---|
| | $P_2$ kW | $m$ kg | | | EUR |
| **203N** | 0.75 | 18.2 | 4171765 | C | **2,314.–** |
| **205N-2G** | 1.1 | 18.8 | 4148407 | C | **2,459.–** |
| **206N** | 1.5 | 25.5 | 4171771 | C | **2,673.–** |
| **402N** | 0.75 | 18.2 | 4171777 | C | **2,314.–** |
| **403N-2G** | 1.1 | 18.8 | 4148413 | C | **2,448.–** |
| **404N** | 1.5 | 23.8 | 4171783 | C | **2,682.–** |

= ready for delivery, L = supply availability, C = approx. 2 weeks, K = approx. 4 weeks, AX = up to 16 weeks delivery time, please inquire for every order, A = on request, = please contact Wilo
Subject to change – all prices do not include VAT. Our General Terms of Delivery and Service apply (see www.wilo.com/legal) – valid from 01/01/2022 in Germany.

**Price group: PG6**

## Ordering information (3~400 V)

Materials: Stainless steel 1.4404, gasket type: FKM

| Economy MHIE | Rated power | Gross weight, approx. | Art. no. Stainless steel | | |
|---|---|---|---|---|---|
| | $P_2$ kW | $m$ kg | | | EUR |
| **406N-2G** | 2.2 | 26.6 | 4148419 | C | **3,847.–** |
| **802N** | 1.5 | 23.1 | 4171789 | C | **2,892.–** |
| **803N-2G** | 2.2 | 25.4 | 4148425 | C | **4,161.–** |



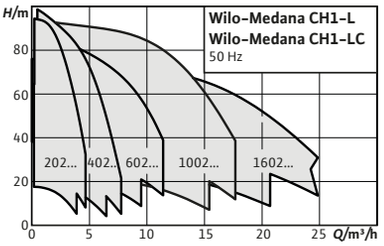


**Accessories** **Page**

Accessories 375

# Wilo-Medana CH1-L

## Construction

Non-self-priming horizontal multistage pump

## Application

- → Water distribution and boosting
- → Irrigation
- → Industrial process

## Scope of delivery

- → Pump
- → Installation and operating instructions

## Your advantages

- → High efficiency thanks to high hydraulic output
- → Quick and easy commissioning/maintenance thanks to large openings for filling and draining pumps
- → Highly reliable and robust with low noise emissions thanks to neck ring and corrosion-resistant lantern with cataphoretic coating
- → Suitable for use in ambient temperatures of up to 50 °C and expanded field of application especially for system integration
- → Suitable for drinking water applications

**Price group: PG6**

**Ordering information**

Materials: Stainless steel 1.4301, gasket type: EPDM

| Medana CH1-L | Rated power 1~230 V, 50 Hz | Gross weight, approx. | Art. no. | | | Rated power 3~400 V, 50 Hz | Gross weight, approx. | Art. no. | | |
|---|---|---|---|---|---|---|---|---|---|---|
| | $P_2$ kW | $m$ kg | | | EUR | $P_2$ kW | $m$ kg | | | EUR |
| **–** | – | – | – | – | **–** | 3 | 22.4 | **4243625** | K | **1,266.–** |
| **202-1** | 0.37 | 10.2 | 4231462 | K | **561.–** | 0.37 | 10.5 | 4231463 | K | **496.–** |
| **203-1** | 0.37 | 10.6 | 4231464 | K | **610.–** | 0.37 | 10.9 | 4231465 | K | **544.–** |
| **204-1** | 0.55 | 11.6 | 4231466 | K | **689.–** | 0.55 | 11.2 | 4231467 | K | **599.–** |
| **205-1** | 0.55 | 14.4 | 4231468 | K | **713.–** | 0.55 | 13 | 4231469 | K | **624.–** |
| **206-1** | 0.75 | 14.8 | 4231470 | K | **721.–** | 0.75 | 13.4 | 4231471 | K | **632.–** |
| **207-1** | 0.75 | 15.9 | 4231472 | K | **809.–** | 0.75 | 13.8 | 4231473 | K | **715.–** |
| **402-1** | 0.37 | 10.2 | 4231474 | K | **579.–** | 0.37 | 10.5 | 4231475 | K | **513.–** |
| **403-1** | 0.55 | 11.2 | 4231476 | K | **637.–** | 0.37 | 10.9 | 4231477 | K | **550.–** |
| **404-1** | 0.55 | 11.6 | 4231478 | K | **676.–** | 0.55 | 11.2 | 4231479 | K | **588.–** |

= ready for delivery, L = supply availability, C = approx. 2 weeks, K = approx. 4 weeks, AX = up to 16 weeks delivery time, please inquire for every order, A = on request, = please contact Wilo
Subject to change – all prices do not include VAT. Our General Terms of Delivery and Service apply (see www.wilo.com/legal) – valid from 01/01/2022 in Germany.

Price group: PG6

## Ordering information

Materials: Stainless steel 1.4301, gasket type: EPDM

| Medana CH1-L | Rated power 1~230 V, 50 Hz | Gross weight, approx. | Art. no. | | | Rated power 3~400 V, 50 Hz | Gross weight, approx. | Art. no. | | |
|---|---|---|---|---|---|---|---|---|---|---|
| | $P_2$ kW | $m$ kg | | | EUR | $P_2$ kW | $m$ kg | | | EUR |
| **405-1** | 0.75 | 14.4 | 4231480 | K | **721.–** | 0.75 | 13 | 4231481 | K | **632.–** |
| **406-1** | 1.1 | 15.5 | 4231482 | K | **853.–** | 0.75 | 15.2 | 4231483 | K | **702.–** |
| **407-1** | 1.1 | 15.9 | 4231484 | K | **1,003.–** | 1.1 | 15.7 | 4231485 | K | **768.–** |
| **602-1** | 0.55 | 11.4 | 4231486 | K | **590.–** | 0.55 | 11 | 4231487 | K | **505.–** |
| **603-1** | 1.1 | 15 | 4231488 | K | **853.–** | 1.1 | 14.8 | 4231489 | K | **702.–** |
| **604-1** | 1.1 | 19.1 | 4231490 | K | **934.–** | 1.1 | 15.5 | 4231491 | K | **832.–** |
| **605-1** | 1.5 | 19.8 | 4231492 | K | **1,241.–** | 1.5 | 19.4 | 4231493 | K | **962.–** |
| **1002-1** | 1.1 | 14.4 | 4231494 | K | **899.–** | 1.1 | 14.1 | 4231495 | K | **747.–** |
| **1003-1** | 1.5 | 18.4 | 4231496 | K | **936.–** | 1.5 | 18 | 4231497 | K | **799.–** |
| **1004-1** | – | – | – | – | **–** | 1.85 | 22 | 4231498 | K | **878.–** |
| **1005-1** | – | – | – | – | **–** | 2.5 | 22.7 | 4231499 | K | **1,195.–** |

Price group: PG6

## Ordering information

Materials: Stainless steel 1.4404, gasket type: FKM

| Medana CH1-L | Rated power 1~230 V, 50 Hz | Gross weight, approx. | Art. no. | | | Rated power 3~400 V, 50 Hz | Gross weight, approx. | Art. no. | | |
|---|---|---|---|---|---|---|---|---|---|---|
| | $P_2$ kW | $m$ kg | | | EUR | $P_2$ kW | $m$ kg | | | EUR |
| **202-2** | 0.37 | 10.2 | 4235324 | K | **639.–** | 0.37 | 10.5 | 4235325 | K | **572.–** |
| **203-2** | 0.37 | 10.6 | 4235326 | K | **702.–** | 0.37 | 10.9 | 4235327 | K | **633.–** |
| **204-2** | 0.55 | 11.6 | 4235328 | K | **787.–** | 0.55 | 11.2 | 4235329 | K | **697.–** |
| **205-2** | 0.55 | 14.4 | 4235330 | K | **807.–** | 0.55 | 13 | 4235331 | K | **714.–** |
| **206-2** | 0.75 | 14.8 | 4235332 | K | **825.–** | 0.75 | 13.4 | 4235333 | K | **732.–** |
| **207-2** | 0.75 | 15.9 | 4235334 | K | **888.–** | 0.75 | 13.8 | 4235335 | K | **792.–** |
| **402-2** | 0.37 | 10.2 | 4235336 | K | **663.–** | 0.37 | 10.5 | 4235337 | K | **595.–** |
| **403-2** | 0.55 | 11.2 | 4235338 | K | **725.–** | 0.37 | 10.9 | 4235339 | K | **637.–** |
| **404-2** | 0.55 | 11.6 | 4235340 | K | **772.–** | 0.55 | 11.2 | 4235341 | K | **681.–** |
| **405-2** | 0.75 | 14.4 | 4235342 | K | **827.–** | 0.75 | 13 | 4235343 | K | **734.–** |
| **406-2** | 1.1 | 15.5 | 4235344 | K | **951.–** | 0.75 | 15.2 | 4235345 | K | **795.–** |
| **407-2** | 1.1 | 15.9 | 4235346 | K | **1,070.–** | 1.1 | 15.7 | 4235347 | K | **832.–** |
| **602-2** | 0.55 | 11.4 | 4235348 | K | **693.–** | 0.55 | 11 | 4235349 | K | **604.–** |
| **603-2** | 1.1 | 15 | 4235350 | K | **986.–** | 1.1 | 14.8 | 4235351 | K | **832.–** |
| **604-2** | 1.1 | 19.1 | 4235352 | K | **1,088.–** | 1.1 | 14 | 4235353 | K | **1,004.–** |
| **605-2** | 1.5 | 19.8 | 4235354 | K | **1,398.–** | 1.5 | 19.4 | 4235355 | K | **1,111.–** |
| **1002-2** | 1.1 | 14.4 | 4235356 | K | **946.–** | 1.1 | 14.1 | 4235357 | K | **845.–** |
| **1003-2** | 1.5 | 18.4 | 4235358 | K | **1,063.–** | 1.5 | 18 | 4235359 | K | **945.–** |
| **1004-2** | – | – | – | – | **–** | 1.85 | 22 | 4235360 | K | **1,291.–** |
| **1005-2** | – | – | – | – | **–** | 2.5 | 22.7 | 4235361 | K | **1,350.–** |



= ready for delivery, L = supply availability, C = approx. 2 weeks, K = approx. 4 weeks, AX = up to 16 weeks delivery time, please inquire for every order, A = on request, = please contact Wilo
Subject to change – all prices do not include VAT. Our General Terms of Delivery and Service apply (see www.wilo.com/legal) – valid from 01/01/2022 in Germany.



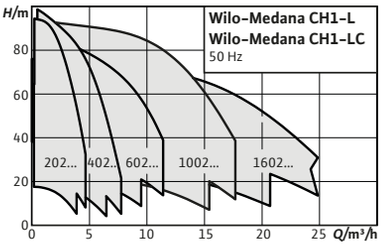


**Accessories** **Page**

Accessories 375

# Wilo-Medana CH1-LC

## Construction

Non-self-priming horizontal multistage pump.

## Application

- → Water distribution and boosting
- → Irrigation
- → Industrial process

## Scope of delivery

- → Pump

**Your advantages**

- → High efficiency thanks to high hydraulic output
- → Highly reliable and robust with low noise emissions thanks to neck ring and corrosion-resistant lantern with cataphoretic coating
- → Suitable for use in ambient temperatures of up to 50 °C – which means an expanded field of application especially for system integration

- → Installation and operating instructions

**Price group: PG6**

**Ordering information**

Materials: Stainless steel 1.4301, gasket type: EPDM

| Medana CH1-LC | Rated power 1~230 V, 50 Hz | Gross weight, approx. | Art. no. | | | Rated power 3~400 V, 50 Hz | Gross weight, approx. | Art. no. | | |
|---|---|---|---|---|---|---|---|---|---|---|
| | $P_2$ kW | $m$ kg | | | EUR | $P_2$ kW | $m$ kg | | | EUR |
| **202-5** | 0.37 | 13.1 | 4233356 | K | **514.-** | 0.37 | 13.2 | 4233357 | K | **513.-** |
| **203-5** | 0.37 | 13.4 | 4233358 | K | **542.-** | 0.37 | 13.5 | 4233359 | K | **541.-** |
| **204-5** | 0.55 | 14.4 | 4233360 | K | **584.-** | 0.55 | 13.7 | 4233361 | K | **586.-** |
| **205-5** | 0.55 | 14.7 | 4233362 | K | **612.-** | 0.55 | 14.1 | 4233363 | K | **613.-** |
| **206-5** | 0.75 | 17.4 | 4233364 | K | **649.-** | 0.75 | 16 | 4233365 | K | **669.-** |
| **207-5** | 0.75 | 17.8 | 4233366 | K | **698.-** | 0.75 | 16.4 | 4233367 | K | **717.-** |
| **402-5** | 0.37 | 13.1 | 4233368 | K | **514.-** | 0.37 | 13.2 | 4233369 | K | **513.-** |
| **403-5** | 0.55 | 14 | 4233370 | K | **557.-** | 0.37 | 13.5 | 4231436 | K | **541.-** |
| **404-5** | 0.55 | 14.4 | 4231432 | K | **584.-** | 0.55 | 13.7 | 4233371 | K | **586.-** |
| **405-5** | 0.75 | 17.1 | 4233372 | K | **631.-** | 0.75 | 15.7 | 4233373 | K | **650.-** |
| **406-5** | 1.1 | 18.1 | 4233374 | K | **718.-** | 0.75 | 16 | 4233375 | K | **669.-** |
| **407-5** | - | - | - | - | **-** | 1.1 | 18.2 | 4233376 | K | **752.-** |
| **602-5** | 0.55 | 14.7 | 4233377 | K | **557.-** | 0.55 | 14.1 | 4231437 | K | **557.-** |

= ready for delivery, L = supply availability, C = approx. 2 weeks, K = approx. 4 weeks, AX = up to 16 weeks delivery time, please inquire for every order, A = on request, = please contact Wilo
Subject to change – all prices do not include VAT. Our General Terms of Delivery and Service apply (see www.wilo.com/legal) – valid from 01/01/2022 in Germany.

**Price group: PG6**

## Ordering information

Materials: Stainless steel 1.4301, gasket type: EPDM

| Medana CH1-LC | Rated power 1~230 V, 50 Hz | Gross weight, approx. | Art. no. | | | Rated power 3~400 V, 50 Hz | Gross weight, approx. | Art. no. | | |
|---|---|---|---|---|---|---|---|---|---|---|
| | $P_2$ kW | $m$ kg | | | EUR | $P_2$ kW | $m$ kg | | | EUR |
| **603-5** | 1.1 | 18.3 | 4231433 | K | **682.–** | 1.1 | 18.1 | 4233378 | K | **665.–** |
| **604-5** | 1.1 | 18.9 | 4233379 | K | **707.–** | 1.1 | 18.6 | 4233380 | K | **693.–** |
| **605-5** | 1.5 | 22.8 | 4231434 | K | **860.–** | 1.5 | 22.4 | 4233381 | K | **808.–** |
| **606-5** | – | – | – | – | **–** | 1.85 | 26.6 | 4233382 | K | **887.–** |
| **1002-5** | 1.1 | 17.5 | 4231435 | K | **632.–** | 1.1 | 17.3 | 4233383 | K | **630.–** |
| **1003-5** | 1.5 | 21.5 | 4233384 | K | **757.–** | 1.5 | 21.1 | 4231438 | K | **732.–** |
| **1004-5** | – | – | – | – | **–** | 1.85 | 25.3 | 4231439 | K | **962.–** |
| **1005-5** | – | – | – | – | **–** | 2.5 | 26.4 | 4233385 | K | **1,086.–** |
| **1006-5** | – | – | – | – | **–** | 3 | 30 | 4233386 | K | **1,186.–** |



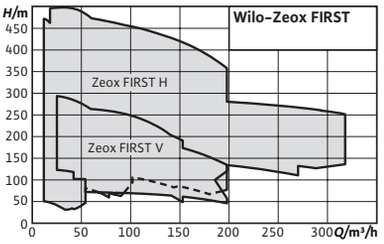


| Accessories | Page |
|---|---|
| Accessories | 375 |

# Wilo-Zeox FIRST H

## Construction
Non self-priming, highly efficient high-pressure multi-stage centrifugal pump

## Application
- → Professional irrigation/agriculture
- → Water supply/pressure boosting
- → Fire fighting
- → Heating, air-conditioning, cooling

## Scope of delivery
- → Horizontal pump system with motor, coupling, base-plate and pump or
- → vertical pump system with motor, coupling and pump

## Your advantages
- → Extremely efficient hydraulics and highly-efficient IE3 motor with standard-mounted PTC sensor
- → Pump set standard mounted with rigid coupling between motor and hydraulics and with mechanical seal
- → Standard-mounted bypass flushing device guarantees a long service life for the mechanical seal
- → Clever flange positioning and stuffing box gland upon request
- → Bronze impellers upon request for high reliability

- → Installation and operating instructions

**Price group: PG6**

**Ordering information**

| Zeox FIRST H | Gross weight, approx. | Rated power | Art. no. | | |
|---|---|---|---|---|---|
| | $m$ kg | $P_2$ kW | | 🚚 | EUR |
| **H 3202-5,5-2** | 161 | 5.5 | 4191741 | A | **13,499.-** |
| **H 3202-7,5-2** | 161 | 7.5 | 4191740 | A | **13,622.-** |
| **H 3202-9-2** | 161 | 9 | 4191739 | A | **13,873.-** |
| **H 3203-7,5-2** | 173 | 7.5 | 4191745 | A | **14,202.-** |
| **H 3203-9-2** | 173 | 9 | 4191744 | A | **14,455.-** |
| **H 3203-11-2** | 178 | 11 | 4191743 | A | **14,929.-** |
| **H 3203-15-2** | 179 | 15 | 4191742 | A | **15,100.-** |
| **H 3204-9-2** | 192 | 9 | 4191749 | A | **15,036.-** |
| **H 3204-11-2** | 191 | 11 | 4191748 | A | **15,510.-** |
| **H 3204-15-2** | 191 | 15 | 4191747 | A | **15,681.-** |
| **H 3204-18,5-2** | 189 | 18.5 | 4191746 | A | **15,974.-** |
| **H 3205-11-2** | 207 | 11 | 4191753 | A | **16,253.-** |

🚚 = ready for delivery, L = supply availability, C = approx. 2 weeks, K = approx. 4 weeks, AX = up to 16 weeks delivery time, please inquire for every order, A = on request, 📞 = please contact Wilo
Subject to change – all prices do not include VAT. Our General Terms of Delivery and Service apply (see www.wilo.com/legal) – valid from 01/01/2022 in Germany.

**Zeox FIRST H**

**Price group: PG6**

**Ordering information**

| Zeox FIRST H | Gross weight, approx. | Rated power | Art. no. | | |
|---|---|---|---|---|---|
| | $m$ kg | $P_2$ kW | | | EUR |
| **H 3205-15-2** | 207 | 15 | 4191752 | A | **16,425.–** |
| **H 3205-18,5-2** | 207 | 18.5 | 4191751 | A | **16,716.–** |
| **H 3205-22-2** | 207 | 22 | 4191750 | A | **17,425.–** |
| **H 3206-15-2** | 344 | 15 | 4191757 | A | **16,448.–** |
| **H 3206-18,5-2** | 374 | 18.5 | 4191756 | A | **16,866.–** |
| **H 3206-22-2** | 415 | 22 | 4191755 | A | **17,549.–** |
| **H 3206-30-2** | 491 | 30 | 4191754 | A | **19,065.–** |
| **H 3207-15-2** | 368 | 15 | 4191761 | A | **17,152.–** |
| **H 3207-18,5-2** | 586 | 18.5 | 4191760 | A | **17,446.–** |
| **H 3207-22-2** | 427 | 22 | 4191759 | A | **18,132.–** |
| **H 3207-30-2** | 510 | 30 | 4191758 | A | **19,484.–** |
| **H 3208-18,5-2** | 405 | 18.5 | 4191765 | A | **18,089.–** |
| **H 3208-22-2** | 446 | 22 | 4191764 | A | **18,721.–** |
| **H 3208-30-2** | 521 | 30 | 4191763 | A | **20,062.–** |
| **H 3208-37-2** | 543 | 37 | 4191762 | A | **20,288.–** |
| **H 3209-18,5-2** | 388 | 18.5 | 4191769 | A | **18,670.–** |
| **H 3209-22-2** | 457 | 22 | 4191768 | A | **19,302.–** |
| **H 3209-30-2** | 533 | 30 | 4191767 | A | **20,642.–** |
| **H 3209-37-2** | 555 | 37 | 4191766 | A | **20,868.–** |
| **H 3210-22-2** | 469 | 22 | 4191773 | A | **19,882.–** |
| **H 3210-30-2** | 552 | 30 | 4191772 | A | **21,881.–** |
| **H 3210-37-2** | 574 | 37 | 4191771 | A | **22,108.–** |
| **H 3210-45-2** | 685 | 45 | 4191770 | A | **24,498.–** |
| **H 3211-22-2** | 488 | 22 | 4191777 | A | **20,948.–** |
| **H 3211-30-2** | 545 | 30 | 4191776 | A | **22,463.–** |
| **H 3211-37-2** | 585 | 37 | 4191775 | A | **22,690.–** |
| **H 3211-45-2** | 746 | 45 | 4191774 | A | **25,078.–** |
| **H 3212-30-2** | 575 | 30 | 4191781 | A | **23,046.–** |
| **H 3212-37-2** | 597 | 37 | 4191780 | A | **23,271.–** |
| **H 3212-45-2** | 758 | 45 | 4191779 | A | **26,394.–** |
| **H 3212-55-2** | 838 | 55 | 4191778 | A | **26,833.–** |
| **H 3213-30-2** | 586 | 30 | 4191785 | A | **23,625.–** |
| **H 3213-37-2** | 608 | 37 | 4191784 | A | **23,852.–** |
| **H 3213-45-2** | 769 | 45 | 4191783 | A | **26,240.–** |
| **H 3213-55-2** | 851 | 55 | 4191782 | A | **28,153.–** |
| **H 4202-7,5-2** | 161 | 7.5 | 4191789 | A | **13,665.–** |
| **H 4202-9-2** | 161 | 9 | 4191788 | A | **13,918.–** |
| **H 4202-11-2** | 160 | 11 | 4191787 | A | **14,389.–** |
| **H 4202-15-2** | 160 | 15 | 4191786 | A | **14,561.–** |
| **H 4203-9-2** | 173 | 9 | 4191793 | A | **14,517.–** |
| **H 4203-11-2** | 178 | 11 | 4191792 | A | **14,990.–** |
| **H 4203-15-2** | 179 | 15 | 4191791 | A | **15,163.–** |
| **H 4203-18,5-2** | 179 | 18.5 | 4191790 | A | **15,454.–** |
| **H 4204-15-2** | 353 | 15 | 4191797 | A | **15,767.–** |
| **H 4204-18,5-2** | 374 | 18.5 | 4191796 | A | **16,058.–** |
| **H 4204-22-2** | 410 | 22 | 4191795 | A | **16,766.–** |
| **H 4204-30-2** | 484 | 30 | 4191794 | A | **18,426.–** |

= ready for delivery, L = supply availability, C = approx. 2 weeks, K = approx. 4 weeks, AX = up to 16 weeks delivery time, please inquire for every order, A = on request, = please contact Wilo
Subject to change – all prices do not include VAT. Our General Terms of Delivery and Service apply (see www.wilo.com/legal) – valid from 01/01/2022 in Germany.

**Price group: PG6**

**Ordering information**

| Zeox FIRST H | Gross weight, approx. | Rated power | Art. no. | | |
|---|---|---|---|---|---|
| | *m*<br>kg | $P_2$<br>kW | | | EUR |
| **H 4205-15-2** | 372 | 15 | 4191801 | A | **16,529.–** |
| **H 4205-18,5-2** | 397 | 18.5 | 4191800 | A | **16,822.–** |
| **H 4205-22-2** | 433 | 22 | 4191799 | A | **17,531.–** |
| **H 4205-30-2** | 514 | 30 | 4191798 | A | **19,149.–** |
| **H 4206-18,5-2** | 374 | 18.5 | 4191805 | A | **17,546.–** |
| **H 4206-22-2** | 415 | 22 | 4191804 | A | **18,231.–** |
| **H 4206-30-2** | 491 | 30 | 4191803 | A | **19,747.–** |
| **H 4206-37-2** | 513 | 37 | 4191802 | A | **19,973.–** |
| **H 4207-22-2** | 427 | 22 | 4191809 | A | **18,275.–** |
| **H 4207-30-2** | 510 | 30 | 4191808 | A | **19,645.–** |
| **H 4207-37-2** | 532 | 37 | 4191807 | A | **19,853.–** |
| **H 4207-45-2** | 691 | 45 | 4191806 | A | **22,431.–** |
| **H 4208-30-2** | 543 | 30 | 4191813 | A | **20,251.–** |
| **H 4208-37-2** | 543 | 37 | 4191812 | A | **20,458.–** |
| **H 4208-45-2** | 703 | 45 | 4191811 | A | **23,035.–** |
| **H 4208-55-2** | 791 | 55 | 4191810 | A | **24,680.–** |
| **H 4209-30-2** | 533 | 30 | 4191817 | A | **20,852.–** |
| **H 4209-37-2** | 555 | 37 | 4191816 | A | **21,058.–** |
| **H 4209-45-2** | 722 | 45 | 4191815 | A | **24,105.–** |
| **H 4209-55-2** | 803 | 55 | 4191814 | A | **25,282.–** |
| **H 4210-37-2** | 574 | 37 | 4191821 | A | **22,317.–** |
| **H 4210-45-2** | 685 | 45 | 4191820 | A | **24,706.–** |
| **H 4210-55-2** | 814 | 55 | 4191819 | A | **25,881.–** |
| **H 4210-75-2** | 1090 | 75 | 4191818 | A | **30,084.–** |
| **H 4211-37-2** | 585 | 37 | 4191825 | A | **22,918.–** |
| **H 4211-45-2** | 746 | 45 | 4191824 | A | **25,306.–** |
| **H 4211-55-2** | 826 | 55 | 4191823 | A | **26,481.–** |
| **H 4211-75-2** | 1122 | 75 | 4191822 | A | **30,684.–** |
| **H 4212-37-2** | 597 | 37 | 4191829 | A | **23,523.–** |
| **H 4212-45-2** | 758 | 45 | 4191828 | A | **26,645.–** |
| **H 4212-55-2** | 838 | 55 | 4191827 | A | **27,085.–** |
| **H 4212-75-2** | 1133 | 75 | 4191826 | A | **31,288.–** |
| **H 6002-18,5-2** | 337 | 18.5 | 4191832 | A | **15,359.–** |
| **H 6002-22-2** | 373 | 22 | 4191831 | A | **16,133.–** |
| **H 6002-30-2** | 443 | 30 | 4191830 | A | **17,668.–** |
| **H 6003-22-2** | 405 | 22 | 4191836 | A | **16,414.–** |
| **H 6003-30-2** | 489 | 30 | 4191835 | A | **18,097.–** |
| **H 6003-37-2** | 511 | 37 | 4191834 | A | **18,325.–** |
| **H 6003-45-2** | 666 | 45 | 4191833 | A | **20,711.–** |
| **H 6004-37-3** | 542 | 37 | 4191839 | A | **20,128.–** |
| **H 6004-45-2** | 697 | 45 | 4191838 | A | **21,703.–** |
| **H 6004-55-2** | 783 | 55 | 4191837 | A | **22,895.–** |
| **H 6005-45-2** | 723 | 45 | 4191842 | A | **22,587.–** |
| **H 6005-55-2** | 801 | 55 | 4191841 | A | **23,764.–** |
| **H 6005-75-2** | 1075 | 75 | 4191840 | A | **27,591.–** |
| **H 6006-55-2** | 831 | 55 | 4191845 | A | **25,117.–** |
| **H 6006-75-2** | 1109 | 75 | 4191844 | A | **28,582.–** |

= ready for delivery, L = supply availability, C = approx. 2 weeks, K = approx. 4 weeks, AX = up to 16 weeks delivery time, please inquire for every order, A = on request, = please contact Wilo
Subject to change – all prices do not include VAT. Our General Terms of Delivery and Service apply (see www.wilo.com/legal) – valid from 01/01/2022 in Germany.

**Price group: PG6**

**Ordering information**

| Zeox FIRST H | Gross weight, approx. | Rated power | Art. no. | | |
|---|---|---|---|---|---|
| | $m$ kg | $P_2$ kW | | | EUR |
| **H 6006-90-2** | 1142 | 90 | 4191843 | A | **29,385.–** |
| **H 6007-75-2** | 1128 | 75 | 4191848 | A | **29,455.–** |
| **H 6007-90-2** | 1160 | 90 | 4191847 | A | **30,254.–** |
| **H 6007-110-2** | 1411 | 110 | 4191846 | A | **33,058.–** |
| **H 6008-75-2** | 1147 | 75 | 4191851 | A | **30,327.–** |
| **H 6008-90-2** | 1180 | 90 | 4191850 | A | **31,128.–** |
| **H 6008-110-2** | 1430 | 110 | 4191849 | A | **33,933.–** |
| **H 6009-75-2** | 1181 | 75 | 4191855 | A | **31,934.–** |
| **H 6009-90-2** | 1213 | 90 | 4191854 | A | **32,736.–** |
| **H 6009-110-2** | 1448 | 110 | 4191853 | A | **34,801.–** |
| **H 6009-132-2** | 1541 | 132 | 4191852 | A | **36,862.–** |
| **H 9002-22-2** | 373 | 22 | 4191858 | A | **16,275.–** |
| **H 9002-30-2** | 443 | 30 | 4191857 | A | **17,810.–** |
| **H 9002-37-2** | 459 | 37 | 4191856 | A | **18,017.–** |
| **H 9003-30-2** | 489 | 30 | 4191862 | A | **18,328.–** |
| **H 9003-37-2** | 511 | 37 | 4191861 | A | **18,534.–** |
| **H 9003-45-2** | 666 | 45 | 4191860 | A | **20,920.–** |
| **H 9003-55-2** | 755 | 55 | 4191859 | A | **22,218.–** |
| **H 9004-37-2** | 542 | 37 | 4191866 | A | **19,594.–** |
| **H 9004-45-2** | 697 | 45 | 4191865 | A | **21,981.–** |
| **H 9004-55-2** | 783 | 55 | 4191864 | A | **23,172.–** |
| **H 9004-75-2** | 1061 | 75 | 4191863 | A | **26,224.–** |
| **H 9005-55-2** | 801 | 55 | 4191869 | A | **24,113.–** |
| **H 9005-75-2** | 1075 | 75 | 4191868 | A | **27,938.–** |
| **H 9005-90-2** | 1118 | 90 | 4191867 | A | **28,861.–** |
| **H 9006-75-2** | 1109 | 75 | 4191872 | A | **29,000.–** |
| **H 9006-90-2** | 1142 | 90 | 4191871 | A | **29,801.–** |
| **H 9006-110-2** | 1392 | 110 | 4191870 | A | **31,873.–** |
| **H 9007-75-2** | 1128 | 75 | 4191876 | A | **29,943.–** |
| **H 9007-90-2** | 1160 | 90 | 4191875 | A | **30,743.–** |
| **H 9007-110-2** | 1411 | 110 | 4191874 | A | **33,547.–** |
| **H 9007-132-2** | 1503 | 132 | 4191873 | A | **35,607.–** |
| **H 9008-90-2** | 1180 | 90 | 4191880 | A | **31,686.–** |
| **H 9008-110-2** | 1430 | 110 | 4191879 | A | **34,491.–** |
| **H 9008-132-2** | 1522 | 132 | 4191878 | A | **36,552.–** |
| **H 9008-160-2** | 1647 | 160 | 4191877 | A | **41,644.–** |
| **H 12002-45-2** | 627 | 45 | 4191883 | A | **22,827.–** |
| **H 12002-55-2** | 853 | 55 | 4191882 | A | **23,841.–** |
| **H 12002-75-2** | 1126 | 75 | 4191881 | A | **27,837.–** |
| **H 12003-75-2** | 1172 | 75 | 4191886 | A | **29,172.–** |
| **H 12003-90-2** | 1205 | 90 | 4191885 | A | **29,974.–** |
| **H 12003-110-2** | 1438 | 110 | 4191884 | A | **32,035.–** |
| **H 12004-90-2** | 1052 | 90 | 4191890 | A | **31,181.–** |
| **H 12004-110-2** | 1475 | 110 | 4191889 | A | **33,978.–** |
| **H 12004-132-2** | 1567 | 132 | 4191888 | A | **36,040.–** |
| **H 12004-160-2** | 1689 | 160 | 4191887 | A | **41,140.–** |
| **H 12005-110-2** | 1470 | 110 | 4191894 | A | **35,194.–** |

= ready for delivery, L = supply availability, C = approx. 2 weeks, K = approx. 4 weeks, AX = up to 16 weeks delivery time, please inquire for every order, A = on request, = please contact Wilo
Subject to change – all prices do not include VAT. Our General Terms of Delivery and Service apply (see www.wilo.com/legal) – valid from 01/01/2022 in Germany.

**Price group: PG6**

**Ordering information**

| Zeox FIRST H | Gross weight, approx. | Rated power | Art. no. | | |
|---|---|---|---|---|---|
| | $m$ kg | $P_2$ kW | | | EUR |
| **H 12005-132-2** | 1604 | 132 | 4191893 | A | **37,338.–** |
| **H 12005-160-2** | 1726 | 160 | 4191892 | A | **42,353.–** |
| **H 12005-200-2** | 1962 | 200 | 4191891 | A | **55,913.–** |
| **H 12006-132-2** | 1605 | 132 | 4191898 | A | **38,548.–** |
| **H 12006-160-2** | 1775 | 160 | 4191897 | A | **43,563.–** |
| **H 12006-200-2** | 1962 | 200 | 4191896 | A | **57,123.–** |
| **H 12006-250-2** | 2340 | 250 | 4191895 | A | **65,779.–** |
| **H 16002-55-2** | 853 | 55 | 4191902 | A | **24,041.–** |
| **H 16002-75-2** | 1126 | 75 | 4191901 | A | **28,042.–** |
| **H 16002-90-2** | 1159 | 90 | 4191900 | A | **28,842.–** |
| **H 16002-110-2** | 1401 | 110 | 4191899 | A | **31,113.–** |
| **H 16003-75-2** | 1172 | 75 | 4191907 | A | **29,400.–** |
| **H 16003-90-2** | 1205 | 90 | 4191906 | A | **30,201.–** |
| **H 16003-110-2** | 1438 | 110 | 4191905 | A | **32,265.–** |
| **H 16003-132-2** | 1530 | 132 | 4191904 | A | **34,323.–** |
| **H 16003-160-2** | 1652 | 160 | 4191903 | A | **39,538.–** |
| **H 16004-110-2** | 1475 | 110 | 4191911 | A | **34,237.–** |
| **H 16004-132-2** | 1567 | 132 | 4191910 | A | **36,296.–** |
| **H 16004-160-2** | 1689 | 160 | 4191909 | A | **41,397.–** |
| **H 16004-200-2** | 1876 | 200 | 4191908 | A | **54,955.–** |
| **H 16005-132-2** | 1604 | 132 | 4191915 | A | **37,618.–** |
| **H 16005-160-2** | 1726 | 160 | 4191914 | A | **42,631.–** |
| **H 16005-200-2** | 1962 | 200 | 4191913 | A | **56,192.–** |
| **H 16005-250-2** | 2350 | 250 | 4191912 | A | **64,849.–** |
| **H 16006-160-2** | 1775 | 160 | 4191919 | A | **43,869.–** |
| **H 16006-200-2** | 1962 | 200 | 4191918 | A | **57,429.–** |
| **H 16006-250-2** | 2340 | 250 | 4191917 | A | **66,084.–** |
| **H 16006-315-2** | 2765 | 315 | 4191916 | A | **74,609.–** |
| **H 20002-90-2** | 630 | 90 | 4191923 | A | **42,133.–** |
| **H 20002-110-2** | 1827 | 110 | 4191922 | A | **47,457.–** |
| **H 20002-132-2** | 1925 | 132 | 4191921 | A | **49,536.–** |
| **H 20002-160-2** | 2011 | 160 | 4191920 | A | **54,421.–** |
| **H 20003-160-2** | 2085 | 160 | 4191926 | A | **58,406.–** |
| **H 20003-200-2** | 2272 | 200 | 4191925 | A | **71,968.–** |
| **H 20003-250-2** | 2497 | 250 | 4191924 | A | **77,581.–** |
| **H 24002-132-2** | 1925 | 132 | 4191929 | A | **50,264.–** |
| **H 24002-160-2** | 2011 | 160 | 4191928 | A | **55,118.–** |
| **H 24002-200-2** | 2198 | 200 | 4191927 | A | **68,678.–** |
| **H 24003-200-2** | 2272 | 200 | 4191932 | A | **73,014.–** |
| **H 24003-250-2** | 2497 | 250 | 4191931 | A | **78,627.–** |
| **H 24003-315-2** | 2870 | 315 | 4191930 | A | **87,150.–** |
| **H 28002-132-2** | 1925 | 132 | 4191935 | A | **50,932.–** |
| **H 28002-160-2** | 2011 | 160 | 4191934 | A | **55,815.–** |
| **H 28002-200-2** | 2198 | 200 | 4191933 | A | **69,374.–** |
| **H 28003-200-2** | 2272 | 200 | 4191938 | A | **74,059.–** |
| **H 28003-250-2** | 2497 | 250 | 4191937 | A | **79,673.–** |
| **H 28003-315-2** | 2870 | 315 | 4191936 | A | **88,194.–** |

= ready for delivery, L = supply availability, C = approx. 2 weeks, K = approx. 4 weeks, AX = up to 16 weeks delivery time, please inquire for every order, A = on request, = please contact Wilo
Subject to change – all prices do not include VAT. Our General Terms of Delivery and Service apply (see www.wilo.com/legal) – valid from 01/01/2022 in Germany.



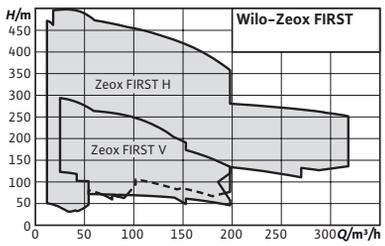


| Accessories | Page |
|---|---|
| Accessories | 375 |

# Wilo-Zeox FIRST V

## Construction

Non-self-priming, highly efficient high-pressure multi-stage centrifugal pump

## Application

- → Professional irrigation/agriculture
- → Water supply/pressure boosting
- → Firefighting
- → Heating, air conditioning, cooling

## Scope of delivery

- → Horizontal pump system with motor, coupling, base-plate and pump or
- → vertical pump system with motor, coupling and pump

## Your advantages

- → Extremely efficient hydraulics and highly-efficient IE3 motor with standard-mounted PTC sensor
- → Pump set standard mounted with rigid coupling between motor and hydraulics and with mechanical seal
- → Standard-mounted bypass flushing device guarantees a long service life for the mechanical seal
- → Clever flange positioning and stuffing box gland upon request
- → Bronze impellers upon request for high reliability

- → Installation and operating instructions

**Price group: PG6**

**Ordering information**

| Zeox FIRST V | Gross weight, approx. | Rated power | Art. no. | | |
|---|---|---|---|---|---|
| | $m$ kg | $P_2$ kW | | | EUR |
| **V 6003/A-30-2** | 416 | 30 | 4191940 | A | **11,779.-** |
| **V 6003/A-37-2** | 439 | 37 | 4191942 | A | **12,166.-** |
| **V 6003/A-45-2** | 608 | 45 | 4191943 | A | **15,002.-** |
| **V 6003/B-30-2** | 416 | 30 | 4191939 | A | **11,779.-** |
| **V 6003/B-37-2** | 439 | 37 | 4191941 | A | **12,166.-** |
| **V 6004/A-55-2** | 740 | 55 | 4191946 | A | **18,057.-** |
| **V 6004/B-45-2** | 631 | 45 | 4191944 | A | **15,605.-** |
| **V 6004/B-55-2** | 740 | 55 | 4191945 | A | **18,057.-** |
| **V 6005/A-55-2** | 762 | 55 | 4191947 | A | **18,935.-** |
| **V 6005/A-75-2** | 1070 | 75 | 4192962 | A | **21,954.-** |
| **V 9003/A-45-2** | 608 | 45 | 4191948 | A | **15,173.-** |
| **V 9003/B-45-2** | 608 | 45 | 4191949 | A | **15,173.-** |

= ready for delivery, L = supply availability, C = approx. 2 weeks, K = approx. 4 weeks, AX = up to 16 weeks delivery time, please inquire for every order, A = on request, = please contact Wilo
Subject to change – all prices do not include VAT. Our General Terms of Delivery and Service apply (see www.wilo.com/legal) – valid from 01/01/2022 in Germany.

**Price group: PG6**

**Ordering information**

| Zeox FIRST V | Gross weight, approx. | Rated power | Art. no. | | |
|---|---|---|---|---|---|
| | *m*<br>kg | $P_2$<br>kW | | 🚚 | EUR |
| **V 9003/B-55-2** | 684 | 55 | 4191950 | A | **17,647.–** |
| **V 9004/A-75-2** | 1007 | 75 | 4191951 | A | **20,857.–** |
| **V 12002-45-2** | 630 | 45 | 4191952 | A | **18,847.–** |
| **V 12002-55-2** | 706 | 55 | 4191953 | A | **21,317.–** |
| **V 12002-75-2** | 988 | 75 | 4191954 | A | **23,683.–** |
| **V 12003-90-2** | 1059 | 90 | 4191955 | A | **26,040.–** |
| **V 12003-110-2** | 1340 | 110 | 4191956 | A | **29,200.–** |
| **V 12004-110-2** | 1345 | 110 | 4191957 | A | **31,078.–** |
| **V 16001-37-2** | 428 | 37 | 4191958 | A | **14,925.–** |
| **V 16001-45-2** | 597 | 45 | 4191959 | A | **17,762.–** |
| **V 16002-55-2** | 706 | 55 | 4191960 | A | **21,446.–** |
| **V 16002-75-2** | 988 | 75 | 4191961 | A | **23,805.–** |
| **V 16002-90-2** | 1026 | 90 | 4191962 | A | **25,077.–** |
| **V 16003-110-2** | 1340 | 110 | 4191963 | A | **29,438.–** |

🚚 = ready for delivery, L = supply availability, C = approx. 2 weeks, K = approx. 4 weeks, AX = up to 16 weeks delivery time, please inquire for every order, A = on request, 📞 = please contact Wilo
Subject to change – all prices do not include VAT. Our General Terms of Delivery and Service apply (see www.wilo.com/legal) – valid from 01/01/2022 in Germany.

**Price group: PG14**

**Accessories for high-pressure multistage centrifugal pumps**

| Type | Description | | Art. no. | | EUR |
|---|---|---|---|---|---|
| | | | | 🚚 | |
| **Stainless steel counter flange (oval, 2 piece), PN16/DN25** | Set comprising 2 counter flanges as oval flange with 1.4308 female thread for Helix V, MVI pump series in PN 16 including screws. Please order seals separately (in EPDM or FKM design depending on the pump use)! | PN 16/DN 25 | 4016168 | L | **84.–** |
| **Stainless steel counter flange (oval, 2 piece), PN16/DN32** | | PN 16/DN 32 | 4016169 | L | **89.–** |
| **Stainless steel counter flange (oval, 2 piece), PN16/DN40** | | PN 16/DN 40 | 4016170 | K | **123.–** |
| **Stainless steel counter flange (oval, 2 piece), PN16/DN50** | | PN 16/DN 50 | 4055063 | A | **498.–** |
| **Stainless steel counter flange (round, 2 piece), PN 25/PN 40 DN 25** | Kit comprising 2 counter flanges in material version AISI316L (1.4404), screws, nuts and flat gaskets for pump series Helix FIRST/V/VE/ EXCEL, MVI/MVIE | PN 25/PN 40 DN 25 | 4016165 | C | **421.–** |
| **Stainless steel counter flange (round, 2 piece), PN 25/PN 40 DN 32** | | PN 25/PN 40 DN 32 | 4016166 | A | **563.–** |
| **Stainless steel counter flange (round, 2 piece), PN 25/PN 40 DN 40** | | PN 25/PN 40 DN 40 | 4016167 | C | **616.–** |
| **Stainless steel counter flange (round, 2 piece), PN 16 DN 50** | | PN 16 DN 50 | 4038587 | C | **733.–** |
| **Stainless steel counter flange (round, 2 piece), PN 25/PN 40 DN 50** | | PN 25/PN 40 DN 50 | 4038589 | C | **937.–** |
| **Stainless steel counter flange (round, 2 piece), PN 16 DN 65** | | PN 16 DN 65 | 4038592 | C | **1,128.–** |
| **Stainless steel counter flange (round, 2 piece), PN 25/PN 40 DN 65** | | PN 25/PN 40 DN 65 | 4038594 | A | **1,196.–** |
| **Stainless steel counter flange (round, 2 piece), PN 16 DN 80** | | PN 16 DN 80 | 4073797 | A | **1,724.–** |
| **Stainless steel counter flange (round, 2 piece), PN 25/PN 40 DN 80** | | PN 25/PN 40 DN 80 | 4073799 | A | **1,937.–** |
| **Stainless steel counter flange (round, 2 piece), PN 16 DN 100** | | PN 16 DN 100 | 4073801 | A | **1,956.–** |
| **Stainless steel counter flange (round, 2 piece), PN 25/PN 40 DN 100** | | PN 25/PN 40 DN 100 | 4073803 | C | **2,242.–** |
| **Steel counter flange (round, 2 piece), PN 25/PN 40 DN 25** | Set comprising 2 counter flanges in steel material version for pump series HELIX FIRST/V/ VE/EXCEL, MVI/MVIE | PN 25/PN 40 DN 25 | 4016162 | L | **151.–** |
| **Steel counter flange (round, 2 piece), PN 25/PN 40 DN 32** | | PN 25/PN 40 DN 32 | 4016163 | K | **176.–** |
| **Steel counter flange (round, 2 piece), PN 25/PN 40 DN 40** | | PN 25/PN 40 DN 40 | 4016164 | C | **213.–** |
| **Steel counter flange (round, 2 piece), PN 16 DN 50** | | PN 16 DN 50 | 4038585 | C | **256.–** |
| **Steel counter flange (round, 2 piece), PN 25/PN 40 DN 50** | | PN 25/PN 40 DN 50 | 4038588 | C | **250.–** |
| **Steel counter flange (round, 2 piece), PN 16 DN 65** | | PN 16 DN 65 | 4038591 | C | **239.–** |
| **Steel counter flange (round, 2 piece), PN 25/PN 40 DN 65** | | PN 25/PN 40 DN 65 | 4038593 | K | **285.–** |
| **Steel counter flange (round, 2 piece), PN 16 DN 80** | | PN 16 DN 80 | 4072534 | A | **275.–** |
| **Steel counter flange (round, 2 piece), PN 25/PN 40 DN 80** | | PN 25/PN 40 DN 80 | 4072536 | K | **401.–** |
| **Steel counter flange (round, 2 piece), PN 16/DN 100** | | PN 16/DN 100 | 4073131 | K | **508.–** |
| **Steel counter flange (round, 2 piece), PN 25/PN 40 DN 100** | | PN 25/PN 40 DN 100 | 4073716 | K | **701.–** |

🚚 = ready for delivery, L = supply availability, C = approx. 2 weeks, K = approx. 4 weeks, AX = up to 16 weeks delivery time, please inquire for every order, A = on request, 📞 = please contact Wilo
Subject to change – all prices do not include VAT. Our General Terms of Delivery and Service apply (see www.wilo.com/legal) – valid from 01/01/2022 in Germany.

**Price group: PG14**

**Accessories for high-pressure multistage centrifugal pumps**

| Type | Description | | Art. no. | | EUR |
|---|---|---|---|---|---|
| | | | | 🚚 | |
| **Victaulic coupling EPDM, R 1¼** | Kit comprising 2 quick couplings including seals, screws and union inserts made of 1.4435 stainless steel for Helix series pumps with Victaulic connection. | EPDM; R 1¼ | 4055279 | L | **143.–** |
| **Victaulic coupling Viton, R 1¼** | | Viton; R 1¼ | 4055280 | C | **330.–** |
| **Victaulic coupling EPDM, R 2** | | EPDM; R 2 | 4055281 | K | **159.–** |
| **Victaulic coupling Viton, R 2** | | Viton; R 2 | 4055282 | C | **545.–** |
| **Bypass line for MVI 70../95..** | Bypass line kit with all required components for Helix, Medana CV1-L and MVI series pumps up to 25 bar. The use of bypass lines is always appropriate when the fluid contains large amounts of air or oxygen components or otherwise tends to emit gases. As a result of the recirculation between pump head and pump suction side, an accumulation of air and/or oxygen is permanently discharged in the area of the mechanical shaft seal. | MVI/MVIE 70, 95 | 4076811 | K | **218.–** |
| **Bypass line kit for Helix V/VE/EXCEL 2../4../6../10../16 in 1.4409 (AISI316L)** | | Helix V/VE/EXCEL 2../4../6../10../16 | 4230350 | K | **405.–** |
| **Bypass line kit Helix V/VE/EXCEL 22../36../52 in 1.4409 (AISI316L)** | | Helix V/VE/EXCEL 22../36../52 in 1.4409 (AISI316L) | 4230274 | K | **345.–** |
| **Bypass line kit Helix V/VE/EXCEL 22../36../52 in 1.4301 (AISI304)** | | Helix V/VE/EXCEL 22../36../52 in 1.4301 (AISI304) | 4230275 | K | **326.–** |
| **Bypass line for kit Helix FIRST 2../4../6 with oval flange connection in 1.4409 (AISI316L)** | | Helix FIRST 2../4../6 with oval flange connection | 4231006 | K | **335.–** |
| **Bypass line for kit Helix FIRST 10../16 with oval flange connection in 1.4409 (AISI316L)** | | Helix FIRST 10../16 with oval flange connection | 4230351 | K | **445.–** |
| **Bypass line for kit Helix FIRST 2../4../6../10../16 with round flange** | | Helix FIRST 2../4../6../10../16 with DIN round flange connection | 4230352 | K | **453.–** |
| **Bypass line kit Helix FIRST 22../36../52 in 1.4301 (AISI304)** | | Helix FIRST 22../36../52 in 1.4301 (AISI304) | 4230276 | K | **504.–** |
| **Bypass line and pressure gauge MVI 70../95..** | Bypass line kit with all required components and manometers for Helix and MVI series pumps up to 25 bar | MVI/MVIE 70, 95 | 4077089 | A | **276.–** |
| **Pressure sensor kit, 25 BAR** | Kit comprising pressure sensor, pressure gauge, connection cable for the fully automatic control of Helix EXCEL, Helix VE, MVIE, MVISE and MHIE pumps, control signal 4 – 20 mA | 0 – 25 bar | 4048066 | A | **561.–** |
| **Kit differential pressure sensor 0-16 bar (for vertical pumps)** | Bypass line kit consisting of differential pressure sensor, connection cable, copper spiral and fixation material for dp-c and dp-v control of frequency-controlled high-pressure centrifugal pumps, control signal 4 – 20 mA | 0 – 16 bar | 4194670 | L | **566.–** |
| **Kit differential pressure sensor 0-25 bar (for vertical pumps)** | | 0 – 25 bar | 4194671 | A | **566.–** |
| **Kit differential pressure sensor 0-16 bar (for horizontal pumps)** | | 0 – 16 bar | 4194672 | L | **566.–** |
| **Base plate** | Baseplate for vibration damping for pumps of the series Helix FIRST/V/VE/EXCEL to 5.5 kW motor power | - | 4157154 | L | **194.–** |

🚚 = ready for delivery, L = supply availability, C = approx. 2 weeks, K = approx. 4 weeks, AX = up to 16 weeks delivery time, please inquire for every order, A = on request, 📞 = please contact Wilo
Subject to change – all prices do not include VAT. Our General Terms of Delivery and Service apply (see www.wilo.com/legal) – valid from 01/01/2022 in Germany.

Price group: PG14

## PTC thermistor tripping unit for glanded pumps

| Type | Description | | Art. no. | | EUR |
|---|---|---|---|---|---|
| **PTC thermistor tripping unit** | Tripping unit for switch cabinet installation for all IPL/DPL, IL/DL, IPH-O/W, IPS, IP-Z, BAC, BL, Helix and MVI series pumps equipped with PTC thermistor sensors. | for switch cabinet installation (one device per motor required) | 509275993 | L | **502.–** |
| **Surcharge for thermistor sensor (high-pressure centrifugal pumps)** | For pumps of the Helix V, MVI series with three-phase AC motor (3 pieces) | – | HDK_KLF | A | ✆ |

Price group: PG14

## IF module for glanded pumps

| Type | Description | Art. no. | | EUR |
|---|---|---|---|---|
| **IF-Modul CANopen** | Retrofittable plug-in module for pump types Wilo-Stratos GIGA, Stratos GIGA B, Stratos GIGA-D, VeroLine-IP-E, VeroTwin-DP-E, CronoLine-IL-E, CronoTwin-DL-E, CronoBloc-BL-E, Wilo-Helix EXCEL, Wilo-Economy MHIE, Wilo-Multivert MVIE, Wilo-Helix VE. Serial, digital CAN interface for connection to building automation (GA) via CAN bus system protocol according to CANopen standard (EN 50325-4). Note: The pump software must be compatible (for information, see Wilo homepage or consult the nearest Wilo branch). | 2085044 | L | **196.–** |
| **IF-Modul Modbus RTU** | Retrofittable plug-in module for pump types Wilo-Stratos GIGA, Stratos GIGA B, Stratos GIGA-D, VeroLine-IP-E, VeroTwin-DP-E, CronoLine-IL-E, CronoTwin-DL-E, CronoBloc-BL-E, Wilo-Helix EXCEL, Wilo-Economy MHIE, Wilo-Multivert MVIE, Wilo-Helix VE. Serial, digital Modbus RTU interface for connection to building automation (BA) via RS485 bus system. Protocol "Modbus over Serial Line" in accordance with Modbus-IDA V 1.02. Notice: The pump software must be compatible (for information, see Wilo homepage or consult the nearest Wilo branch). | 2097809 | L | **300.–** |
| **IF-Modul BACnet MS/TP** | Retrofittable plug-in module for pump types Wilo-Stratos GIGA, Stratos GIGA B, Stratos GIGA-D, VeroLine-IP-E, VeroTwin-DP-E, CronoLine-IL-E, CronoTwin-DL-E, CronoBloc-BL-E, Wilo-Helix EXCEL, Wilo-Economy MHIE, Wilo-Multivert MVIE, Wilo-Helix VE. Serial, digital interface BACnet MS/TP master for connection to building automation (BA) via RS485 bus system. Protocol in accordance with the BACnet standard (ISO 16484-5) Notice: The pump software must be compatible (for information, see Wilo homepage or consult the nearest Wilo branch). | 2097811 | L | **325.–** |
| **IF-Modul LON** | Retrofittable plug-in module for pump types Wilo-Stratos GIGA, Stratos GIGA B, Stratos GIGA-D, VeroLine-IP-E, VeroTwin-DP-E, CronoLine-IL-E, CronoTwin-DL-E, CronoBloc-BL-E, Wilo-Helix EXCEL, Wilo-Economy MHIE, Wilo-Multivert MVIE, Wilo-Helix VE. Serial/digital LON interface for connection to building automation (BA) via LONWorks networks: LONTalk protocol, LONMark conformity. Notice: The pump software must be compatible (for information, see Wilo homepage or consult the nearest Wilo branch). | 2022530 | L | **289.–** |
| **IF-Modul PLR** | Retrofittable plug-in module for pump types Wilo-Stratos GIGA, Stratos GIGA B, Stratos GIGA-D, VeroLine-IP-E, VeroTwin-DP-E, CronoLine-IL-E, CronoTwin-DL-E, CronoBloc-BL-E, Wilo-Helix EXCEL, Wilo-Economy MHIE, Wilo-Multivert MVIE, Wilo-Helix VE. Serial, digital PLR interface for connection to building automation (BA) via Wilo interface converter or company-specific coupling modules. Notice: The pump software must be compatible (for information, see Wilo homepage or consult the nearest Wilo branch). | 2035069 | L | **127.–** |



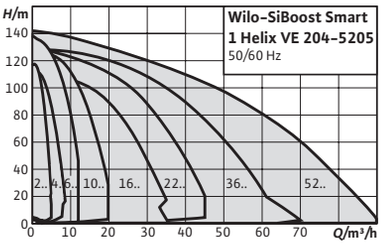


| Accessories | Page |
|---|---|
| Accessories | 477 |
| Commissioning/maintenance | 703 |

IE4

## Wilo-SiBoost Smart 1 Helix VE

### Construction
Highly efficient water-supply unit ready for connection with one vertically arranged non-self-priming high-pressure multistage centrifugal pump of the Helix VE series with integrated air-cooled frequency inverters.

### Application
Fully automatic water supply and pressure boosting in inlet mode, either from the public water supply network or from a tank, for domestic, commercial, industrial and municipal applications (a standby pump to be provided to comply with DIN 1988 and DIN EN 806).

Approved fluids are generally waters which do not attack the materials used, neither chemically nor mechanically, and do not contain any abrasive or long-fiber constituents like:
- → Drinking water (check drinking water approvals in materials section)
- → Cooling water
- → Process water
- → Firefighting water (apart from fire-extinguishing systems in accordance with DIN 14462 and with the approval of the local fire safety authorities)

### Your advantages
- → Heavy-duty system with stainless steel high-pressure multistage centrifugal pumps of the Helix VE series and air-cooled integrated frequency converter
- → High-efficiency pump hydraulics
- → High energy savings thanks to optimum load adjustment via variable pressure control (p-v)
- → Disproportionately large frequency converter control range from 25 Hz up to a maximum of 60 Hz (version dependent)
- → Integrated full motor protection via PTC

### Scope of delivery
- → Factory-mounted, ready-for-connection pressure-boosting system checked for functionality and impermeability
- → Packaging
- → Installation and operating instructions

### Options
Other mains connections on request

**Price group: PG6**

## Ordering information

| SiBoost Smart 1 Helix VE | Suction side | Discharge side | System output | Max. operating pressure | Gross weight, approx. | Art. no. | | |
|---|---|---|---|---|---|---|---|---|
| | *DNs* | *DNd* | *Q* m³/h | *p* bar | *m* kg | | | EUR |
| **204** | G 1 | G 1 | 4.5 | 16 | 64 | 2541580 | K | **4,636.–** |
| **206** | G 1 | G 1 | 4.5 | 16 | 68 | 2541581 | K | **4,731.–** |
| **208** | G 1 | G 1 | 4.5 | 16 | 70 | 2541582 | K | **4,919.–** |
| **211** | G 1 | G 1 | 4.5 | 16 | 78 | 2541583 | K | **5,441.–** |
| **403** | G 1 | G 1 | 8 | 16 | 64 | 2537322 | K | **4,982.–** |
| **404** | G 1 | G 1 | 8 | 16 | 67 | 2537357 | K | **5,087.–** |
| **405** | G 1 | G 1 | 8 | 16 | 69 | 2537626 | L | **5,265.–** |
| **407** | G 1 | G 1 | 8 | 16 | 76 | 2537323 | K | **5,754.–** |
| **410** | G 1 | G 1 | 8 | 16 | 78 | 2537627 | K | **6,056.–** |
| **602** | G 1¼ | G 1¼ | 12 | 16 | 65 | 2537324 | K | **5,068.–** |
| **603** | G 1¼ | G 1¼ | 12 | 16 | 67 | 2537628 | K | **5,301.–** |
| **604** | G 1¼ | G 1¼ | 12 | 16 | 74 | 2537325 | K | **5,636.–** |
| **606** | G 1¼ | G 1¼ | 12 | 16 | 76 | 2537629 | L | **6,097.–** |
| **608** | G 1¼ | G 1¼ | 12 | 16 | 86 | 2537326 | K | **6,207.–** |
| **611** | G 1¼ | G 1¼ | 12 | 16 | 97 | 2537630 | K | **6,680.–** |
| **1002** | G 1½ | G 1½ | 20 | 16 | 76 | 2537652 | K | **5,435.–** |
| **1003** | G 1½ | G 1½ | 20 | 16 | 83 | 2537327 | K | **5,777.–** |
| **1004** | G 1½ | G 1½ | 20 | 16 | 84 | 2537653 | L | **6,269.–** |
| **1005** | G 1½ | G 1½ | 20 | 16 | 94 | 2537328 | K | **6,659.–** |
| **1006** | G 1½ | G 1½ | 20 | 16 | 102 | 2537654 | K | **6,967.–** |
| **1009** | G 1½ | G 1½ | 20 | 16 | 151 | 2537655 | K | **9,526.–** |
| **1602** | G 2 | G 2 | 31 | 16 | 95 | 2537656 | K | **7,158.–** |
| **1603-3** | G 2 | G 2 | 31 | 16 | 104 | 2537329 | K | **7,495.–** |
| **1603-4** | G 2 | G 2 | 31 | 16 | 112 | 2537657 | K | **8,119.–** |
| **1605** | G 2 | G 2 | 31 | 16 | 150 | 2537658 | K | **8,518.–** |
| **1606** | G 2 | G 2 | 31 | 16 | 153 | 2537659 | K | **9,538.–** |
| **2202-3** | DN 50 | DN 50 | 40 | 16 | 154 | 2540873 | K | **9,502.–** |
| **2202-3** | DN 50 | DN 50 | 40 | 16 | 135 | 2547320 | A | ✆ |
| **2202-4** | DN 50 | DN 50 | 40 | 16 | 154 | 2540874 | K | **10,001.–** |
| **2202-4** | DN 50 | DN 50 | 40 | 16 | 148 | 2547321 | A | ✆ |
| **2203** | DN 50 | DN 50 | 40 | 16 | 173 | 2540875 | K | **10,883.–** |
| **2203** | DN 50 | DN 50 | 40 | 16 | 172 | 2547322 | A | ✆ |
| **2204** | DN 50 | DN 50 | 40 | 16 | 179 | 2540876 | K | **14,423.–** |
| **2204** | DN 50 | DN 50 | 40 | 16 | 179 | 2547323 | A | ✆ |
| **2205** | DN 50 | DN 50 | 40 | 16 | 317 | 2540877 | K | **16,804.–** |
| **2205** | DN 50 | DN 50 | 40 | 16 | 300 | 2547324 | A | ✆ |
| **3602-5,5** | DN 65 | DN 65 | 55 | 16 | 183 | 2547325 | A | ✆ |
| **3602-5.5** | DN 65 | DN 65 | 55 | 16 | 184 | 2540878 | K | **10,928.–** |
| **3602-7,5** | DN 65 | DN 65 | 55 | 16 | 188 | 2540879 | K | **11,990.–** |
| **3602-7,5** | DN 65 | DN 65 | 55 | 16 | 187 | 2547326 | A | ✆ |
| **3604** | DN 65 | DN 65 | 55 | 16 | 351 | 2540880 | K | **15,204.–** |
| **3604** | DN 65 | DN 65 | 55 | 16 | 339 | 2547327 | A | ✆ |
| **3605** | DN 65 | DN 65 | 55 | 16 | 356 | 2540881 | K | **17,825.–** |
| **3605** | DN 65 | DN 65 | 55 | 16 | 353 | 2547328 | A | ✆ |
| **5202** | DN 80 | DN 80 | 80 | 16 | 215 | 2540882 | K | **13,461.–** |
| **5202** | DN 80 | DN 80 | 80 | 16 | 214 | 2547329 | A | ✆ |

⛟ = ready for delivery, L = supply availability, C = approx. 2 weeks, K = approx. 4 weeks, AX = up to 16 weeks delivery time, please inquire for every order, A = on request, ✆ = please contact Wilo
Subject to change – all prices do not include VAT. Our General Terms of Delivery and Service apply (see www.wilo.com/legal) – valid from 01/01/2022 in Germany.

**Price group: PG6**

**Ordering information**

| SiBoost Smart 1 Helix VE | Suction side | Discharge side | System output | Max. operating pressure | Gross weight, approx. | Art. no. | | |
|---|---|---|---|---|---|---|---|---|
| | *DNs* | *DNd* | *Q*<br>m³/h | *p*<br>bar | *m*<br>kg | | | EUR |
| **5203** | DN 80 | DN 80 | 80 | 16 | 370 | 2540883 | K | **19,250.–** |
| **5203** | DN 80 | DN 80 | 80 | 16 | 363 | 2547330 | A | ✆ |
| **5204** | DN 80 | DN 80 | 80 | 16 | 385 | 2540884 | K | **22,884.–** |
| **5204** | DN 80 | DN 80 | 80 | 16 | 383 | 2547331 | A | ✆ |
| **5205** | DN 80 | DN 80 | 80 | 16 | 402 | 2540885 | K | **25,845.–** |
| **5205** | DN 80 | DN 80 | 80 | 16 | 393 | 2547332 | A | ✆ |

🚚 = ready for delivery, L = supply availability, C = approx. 2 weeks, K = approx. 4 weeks, AX = up to 16 weeks delivery time, please inquire for every order, A = on request, ✆ = please contact Wilo
Subject to change – all prices do not include VAT. Our General Terms of Delivery and Service apply (see www.wilo.com/legal) – valid from 01/01/2022 in Germany.



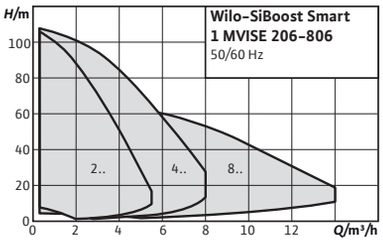


| Accessories | Page |
|---|---|
| Accessories | 477 |
| Commissioning/maintenance | 703 |

# Wilo-SiBoost Smart 1 MVISE

## Construction

Low noise water-supply unit ready for connection with a vertically arranged non-self-priming glandless stainless steel high-pressure multistage centrifugal pump of MVISE series with an integrated water-cooled frequency inverter.

## Application

Fully automatic water supply and pressure boosting in inlet mode, either from the public water supply network or from a tank at least 0.5 meter above the pump, for domestic, commercial, industrial and municipal applications (a standby pump to be provided to comply with DIN 1988 and DIN EN 806).

Approved fluids are generally waters which do not attack the materials used, neither chemically nor mechanically, and do not contain any abrasive or long-fiber constituents like:

- → Drinking water
- → Cooling water
- → Process water
- → Firefighting water (apart from fire-extinguishing systems in accordance with DIN 14462 and with the approval of the local fire safety authorities)

## Your advantages

- → Virtually noiseless system due to glandless stainless steel high-pressure multistage centrifugal pumps with integrated frequency converter
- → Up to 20 dB[A] quieter than conventional systems with comparable hydraulic output
- → High energy savings thanks to optimum load adjustment via variable pressure control (p-v)
- → Easily adjustable and operationally reliable due to the MVISE pump series used with integrated dry-running detection and automatic cut-out in event of low water

## Scope of delivery

- → Factory-mounted, ready-for-connection pressure-boosting system checked for functionality and impermeability
- → Packaging
- → Installation and operating instructions

## Options

Other mains connections on request



🚚 = ready for delivery, L = supply availability, C = approx. 2 weeks, K = approx. 4 weeks, AX = up to 16 weeks delivery time, please inquire for every order, A = on request, 📞 = please contact Wilo
Subject to change – all prices do not include VAT. Our General Terms of Delivery and Service apply (see www.wilo.com/legal) – valid from 01/01/2022 in Germany.

**Price group: PG6**

| Ordering information PN 16 | | | | | | | | |
|---|---|---|---|---|---|---|---|---|
| **SiBoost Smart 1 MVISE** | **Suction side** | **Discharge side** | **System output** | **Max. operating pressure** | **Gross weight, approx.** | **Art. no.** | | |
| | *DNs* | *DNd* | *Q*<br>m³/h | *p*<br>bar | *m*<br>kg | | 🚚 | EUR |
| **206** | G 1 | G 1 | 4 | 16 | 71 | 2550736 | K | **4,687.–** |
| **210** | G 1 | G 1 | 4 | 16 | 77 | 2550737 | K | **4,818.–** |
| **404** | G 1¼ | G 1¼ | 8 | 16 | 71 | 2550738 | K | **4,978.–** |
| **406** | G 1¼ | G 1¼ | 8 | 16 | 72 | 2550739 | K | **5,071.–** |
| **410** | G 1¼ | G 1¼ | 8 | 16 | 78 | 2550740 | K | **5,622.–** |
| **803** | G 1½ | G 1½ | 14 | 16 | 74 | 2550741 | K | **5,841.–** |
| **806** | G 1½ | G 1½ | 14 | 16 | 79 | 2550742 | K | **6,677.–** |

🚚 = ready for delivery, L = supply availability, C = approx. 2 weeks, K = approx. 4 weeks, AX = up to 16 weeks delivery time, please inquire for every order, A = on request, 📞 = please contact Wilo
Subject to change – all prices do not include VAT. Our General Terms of Delivery and Service apply (see www.wilo.com/legal) – valid from 01/01/2022 in Germany.



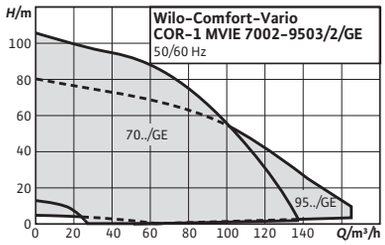


| Accessories | Page |
|---|---|
| Accessories | 477 |
| Commissioning/maintenance | 703 |

## Wilo-Comfort-Vario COR-1 MVIE...-GE

### Construction
Water-supply unit ready for connection with one vertically arranged non-self-priming high-pressure multistage centrifugal pump of the MVIE 70 or 95 series equipped with an integrated air-cooled frequency converter.

### Application
Fully automatic water supply and pressure boosting system in inlet mode or from a tank, for domestic, commercial, industrial and municipal applications (a standby pump to be provided to comply with DIN 1988 and DIN EN 806).

Approved fluids are generally waters which do not attack the materials used, neither chemically nor mechanically, and do not contain any abrasive or long-fiber constituents like:
- → Drinking water (depends on required drinking water approvals, checkmaterial section)
- → Pure water
- → Cooling water
- → Process water
- → Firefighting water (apart from fire-extinguishing systems in accordance with DIN 14462 and with the approval of the local fire safety authorities)

### Scope of delivery
- → Factory-mounted, connection-ready pressure boosting system checked for functionality and impermeability
- → Packaging
- → Installation and operating instructions

### Your advantages
- → Heavy-duty system due to MVIE series stainless-steel high-pressure multistage centrifugal pumps with air-cooled integrated frequency converter
- → Frequency converter with superproportionally large control range
- → High energy savings thanks to optimum load adjustment via variable pressure control (p-v)
- → Integrated full motor protection via PTC
- → Integrated dry-running detection with automatic cut-out in event of low water via performance characteristics of the motor control electronics

### Options
Other mains connections on request

### Notice
Additional information about this series is available in the Online Catalogue (www.wilo.com) and on request.

Water supply

= ready for delivery, L = supply availability, C = approx. 2 weeks, K = approx. 4 weeks, AX = up to 16 weeks delivery time, please inquire for every order, A = on request, = please contact Wilo
Subject to change – all prices do not include VAT. Our General Terms of Delivery and Service apply (see www.wilo.com/legal) – valid from 01/01/2022 in Germany.

**Price group: PG6**

**Ordering information**

| Comfort-Vario COR-1 MVIE...-GE | Suction side | Discharge side | System output | Max. operating pressure | Gross weight, approx. | Art. no. | | |
|---|---|---|---|---|---|---|---|---|
| | *DNs* | *DNd* | *Q*<br>m³/h | *p*<br>bar | *m*<br>kg | | 🚚 | EUR |
| **7002-GE** | DN 100 | DN 100 | 105 | 16 | 384 | 2551690 | K | **29,673.-** |
| **7003/1-GE** | DN 100 | DN 100 | 105 | 16 | 384 | 2551691 | K | **33,029.-** |
| **7004-GE** | DN 100 | DN 100 | 105 | 16 | 445 | 2551693 | K | **43,796.-** |
| **7004/2-GE** | DN 100 | DN 100 | 105 | 16 | 445 | 2551692 | K | **35,963.-** |
| **9501-GE** | DN 100 | DN 100 | 140 | 16 | 380 | 2551694 | K | **31,061.-** |
| **9502-GE** | DN 100 | DN 100 | 140 | 16 | 439 | 2551696 | K | **37,351.-** |
| **9502/1-GE** | DN 100 | DN 100 | 140 | 16 | 382 | 2551695 | K | **34,415.-** |
| **9503/2-GE** | DN 100 | DN 100 | 140 | 16 | 443 | 2551697 | K | **45,184.-** |

🚚 = ready for delivery, L = supply availability, C = approx. 2 weeks, K = approx. 4 weeks, AX = up to 16 weeks delivery time, please inquire for every order, A = on request, 📞 = please contact Wilo
Subject to change – all prices do not include VAT. Our General Terms of Delivery and Service apply (see www.wilo.com/legal) – valid from 01/01/2022 in Germany.



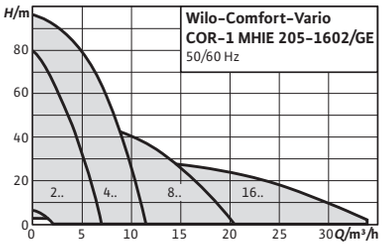


**Accessories** **Page**
Accessories 477
Commissioning/maintenance 703

# Wilo-Comfort-Vario COR-1 MHIE...-GE

## Construction
Water-supply unit with a non-self-priming high-pressure multistage centrifugal pump and integrated speed control

## Application
- → Fully automatic water supply and pressure boosting in residential, commercial and public buildings, hotels, hospitals, department stores and for industrial systems.
- → Pumping of drinking water and process water, cooling water or other types of industrial water that do not attack the materials either chemically or mechanically and do not contain abrasive or long-fibre constituents.

## Scope of delivery
- → Factory-mounted, connection-ready pressure boosting system checked for functionality and impermeability

## Your advantages
- → Heavy-duty system due to MHIE series stainless steel high-pressure multistage centrifugal pumps with air-cooled integrated frequency converter
- → Frequency converter with superproportionally large control range
- → High energy savings thanks to optimum load adjustment via variable pressure control (p-v)
- → Integrated full motor protection via PTC
- → Integrated dry-running detection with automatic cut-out in event of low water via performance characteristics of the motor control electronics

- → Packaging
- → Installation and operating instructions

## Options
Other mains connections on request

**Price group: PG6**

**Ordering information (1~230 V)**

| Comfort-Vario COR-1 MHIE...-GE | Suction side | Discharge side | System output | Max. operating pressure | Gross weight, approx. | Art. no. | | |
|---|---|---|---|---|---|---|---|---|
| | *DNs* | *DNd* | *Q* m³/h | *p* bar | *m* kg | | 🚚 | EUR |
| **403 EM-GE** | Rp 1¼ | Rp 1 | 11 | 16 | 61 | 2522275 | K | **4,560.–** |

🚚 = ready for delivery, L = supply availability, C = approx. 2 weeks, K = approx. 4 weeks, AX = up to 16 weeks delivery time, please inquire for every order, A = on request, 📞 = please contact Wilo
Subject to change – all prices do not include VAT. Our General Terms of Delivery and Service apply (see www.wilo.com/legal) – valid from 01/01/2022 in Germany.

**Price group: PG6**

**Ordering information (3~400 V)**

| Comfort-Vario COR-1 MHIE...-GE | Suction side | Discharge side | System output | Max. operating pressure | Gross weight, approx. | Art. no. | | |
|---|---|---|---|---|---|---|---|---|
| | *DNs* | *DNd* | *Q*<br>m³/h | *p*<br>bar | *m*<br>kg | | | EUR |
| **205-GE** | Rp 1 | Rp 1 | 7 | 16 | 58 | 2523126 | K | **4,045.–** |
| **403-GE** | Rp 1¼ | Rp 1 | 11 | 16 | 60 | 2523127 | K | **4,201.–** |
| **406-GE** | Rp 1¼ | Rp 1 | 11 | 16 | 59 | 2523128 | K | **4,686.–** |
| **803-GE** | Rp 1½ | Rp 1¼ | 20 | 16 | 63 | 2523129 | K | **5,530.–** |
| **1602-GE** | Rp 2 | Rp 1½ | 34 | 16 | 64 | 2523130 | K | **5,739.–** |

**Additional charge**

| Type | Description | Art. no. | | Price group | |
|---|---|---|---|---|---|
| | | | | | EUR |
| **Main switch** | Main switch retrofit kit for COR-1 (up to max. 7.5 kW) comprising: Main switch, tension bands and bracket for fixation to diaphragm pressure vessel. | 2515962 | L | PG14 | **188.–** |
| **Low-water cut-out switchgear kit WMS R ¼** | WMS R ¼ kit, pressure switch as low-water signal transmitter for direct connection to the suction-side pipe. | 2521150 | L | PG14 | **201.–** |
| **Low-water cut-out switchgear kit WMS R ¾** | **WMS R ¾ kit**, pressure switch as low-water signal transmitter for direct connection to the supply pressure-side pipe. | 2000424 | L | PG14 | **201.–** |

= ready for delivery, L = supply availability, C = approx. 2 weeks, K = approx. 4 weeks, AX = up to 16 weeks delivery time, please inquire for every order, A = on request, = please contact Wilo
Subject to change – all prices do not include VAT. Our General Terms of Delivery and Service apply (see www.wilo.com/legal) – valid from 01/01/2022 in Germany.



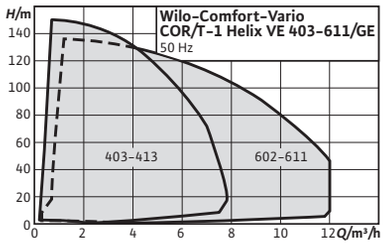


| Accessories | Page |
|---|---|
| Accessories | 477 |
| Commissioning/maintenance | 703 |

# Wilo-Comfort-Vario COR/T-1 Helix VE...-GE

## Construction

Water-supply unit with system separation and a non-self-priming high-pressure multistage centrifugal pump with speed-controlled motor

## Application

- → Fully automatic water supply and pressure boosting in residential, commercial and public buildings, hotels, hospitals, department stores and for industrial systems.
- → Pumping of drinking water and process water, cooling water, fire water (apart from fire-extinguishing systems in accordance with DIN 14462 and with the approval of the local fire safety authorities) or other types of industrial water that do not attack the materials either chemically or mechanically and do not contain abrasive or long-fibre constituents.

## Scope of delivery

- → Factory-mounted, ready for connection pressure-boosting system checked for functionality and impermeability
- → Packaging
- → Installation and operating instructions

## Your advantages

- → Compact and ready-for-connection unit for all applications that require system separation via a “Free outlet” (type AB) safety device in accordance with EN 13077
- → Heavy-duty system due to the stainless steel high-pressure multistage centrifugal pumps of the Helix VE series with integrated air-cooled frequency converters
- → High energy savings thanks to optimum load adjustment via variable pressure control (p-v)
- → Lower life cycle costs thanks to the new Helix design
- → User-friendly display with Green Button Technology and full-text menu
- → IF plug-in module for quick communication with the BMS

## Options

Other mains connections on request
Overflow boxes & dust protection
Wilo-Smart Controller SCe control device for easy adjustment of parameters, communication-capable control device to control the system operation



= ready for delivery, L = supply availability, C = approx. 2 weeks, K = approx. 4 weeks, AX = up to 16 weeks delivery time, please inquire for every order, A = on request, = please contact Wilo
Subject to change – all prices do not include VAT. Our General Terms of Delivery and Service apply (see www.wilo.com/legal) – valid from 01/01/2022 in Germany.

**Price group: PG6**

**Ordering information**

| Comfort-Vario COR/T-1 Helix VE...-GE | Suction side | Discharge side | System output | Max. operating pressure | Gross weight, approx. | Art. no. | | |
|---|---|---|---|---|---|---|---|---|
| | *DNs* | *DNd* | *Q* m³/h | *p* bar | *m* kg | | 🚚 | EUR |
| **403-GE** | G 1 | G 1 | 8 | 16 | 123 | 2547961 | K | **7,100.-** |
| **404-GE** | G 1 | G 1 | 8 | 16 | 126 | 2547962 | K | **7,135.-** |
| **405-GE** | G 1 | G 1 | 8 | 16 | 128 | 2547963 | K | **7,222.-** |
| **407-GE** | G 1 | G 1 | 8 | 16 | 136 | 2547964 | L | **7,261.-** |
| **410-GE** | G 1 | G 1 | 8 | 16 | 138 | 2547965 | K | **7,327.-** |
| **413-GE** | G 1 | G 1 | 8 | 16 | 147 | 2547966 | K | **7,455.-** |
| **602-GE** | G 1¼ | G 1¼ | 12 | 16 | 126 | 2547967 | K | **7,518.-** |
| **603-GE** | G 1¼ | G 1¼ | 12 | 16 | 128 | 2547968 | K | **7,641.-** |
| **604-GE** | G 1¼ | G 1¼ | 12 | 16 | 135 | 2547969 | K | **7,170.-** |
| **606-GE** | G 1¼ | G 1¼ | 12 | 16 | 137 | 2547970 | K | **7,214.-** |
| **608-GE** | G 1¼ | G 1¼ | 12 | 16 | 147 | 2547971 | K | **7,267.-** |
| **611-GE** | G 1¼ | G 1¼ | 12 | 16 | 158 | 2547972 | K | **7,314.-** |

**Price group: PG14**

**Additional charge**

| Type | Description | Art. no. | | Price group | |
|---|---|---|---|---|---|
| | | | 🚚 | | EUR |
| **Low-water cut-out switchgear kit WMS R ¼** | WMS R ¼ kit, pressure switch as low-water signal transmitter for direct connection to the suction-side pipe. | 2521150 | L | PG14 | **201.-** |
| **Low-water cut-out switchgear kit WMS R ¾** | **WMS R ¾ kit**, pressure switch as low-water signal transmitter for direct connection to the supply pressure-side pipe. | 2000424 | L | PG14 | **201.-** |
| **Overflow tank CO/T** | - | 2547713 | L | PG14 | **441.-** |

🚚 = ready for delivery, L = supply availability, C = approx. 2 weeks, K = approx. 4 weeks, AX = up to 16 weeks delivery time, please inquire for every order, A = on request, 📞 = please contact Wilo
Subject to change – all prices do not include VAT. Our General Terms of Delivery and Service apply (see www.wilo.com/legal) – valid from 01/01/2022 in Germany.



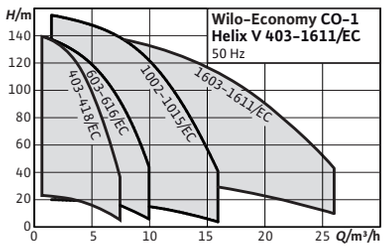


| Accessories | Page |
|---|---|
| Accessories | 477 |
| Commissioning/maintenance | 703 |

# Wilo-Economy CO-1 Helix V.../EC

## Construction

High-efficiency, water-supply unit ready for connection. With vertical stainless steel high-pressure multistage centrifugal pump in glanded version, incl. EC controller (Easy Controller).

## Application

- → Fully automatic water supply and pressure boosting in residential, commercial and public buildings, hotels, hospitals, department stores and for industrial systems.
- → Pumping of drinking water and process water, cooling water, fire water (apart from fire-extinguishing systems in accordance with DIN 14462 and with the approval of the local fire safety authorities) or other types of industrial water that do not attack the materials either chemically or mechanically and do not contain abrasive or long-fibre constituents.

## Your advantages

- → Heavy-duty system due to stainless steel high-pressure multistage centrifugal pumps of the Helix V series
- → High-efficiency pump hydraulics
- → Easily adjustable and operationally reliable due to the EC switchgear used

## Scope of delivery

- → Factory-mounted, ready-to-connect pressure boosting system checked for proper functioning and impermeability
- → Packaging
- → Installation and operating instructions

## Options

Other mains connections on request

**Price group: PG6**

**Ordering information**

| Economy CO-1 Helix V.../EC | Suction side | Discharge side | System output | Max. operating pressure | Gross weight, approx. | Art. no. | | |
|---|---|---|---|---|---|---|---|---|
| | *DNs* | *DNd* | *Q* m³/h | *p* bar | *m* kg | | 🚚 | EUR |
| **403/EC** | G 1 | G 1 | 6.5 | 16 | 72 | **2554833** | K | **3,913.–** |
| **404/EC** | G 1 | G 1 | 6.5 | 16 | 73 | **2554834** | K | **3,954.–** |
| **406/EC** | G 1 | G 1 | 6.5 | 16 | 80 | **2554835** | K | **3,996.–** |
| **407/EC** | G 1 | G 1 | 6.5 | 16 | 81 | **2554836** | K | **4,072.–** |
| **409/EC** | G 1 | G 1 | 6.5 | 16 | 82 | **2554837** | K | **4,152.–** |
| **410/EC** | G 1 | G 1 | 6.5 | 16 | 88 | **2554838** | K | **4,313.–** |
| **412/EC** | G 1 | G 1 | 6.5 | 16 | 89 | **2554839** | K | **4,593.–** |
| **414/EC** | G 1 | G 1 | 6.5 | 16 | 106 | **2554840** | K | **5,031.–** |

🚚 = ready for delivery, L = supply availability, C = approx. 2 weeks, K = approx. 4 weeks, AX = up to 16 weeks delivery time, please inquire for every order, A = on request, 📞 = please contact Wilo
Subject to change – all prices do not include VAT. Our General Terms of Delivery and Service apply (see www.wilo.com/legal) – valid from 01/01/2022 in Germany.

**Price group: PG6**

## Ordering information

| Economy CO-1 Helix V.../EC | Suction side | Discharge side | System output | Max. operating pressure | Gross weight, approx. | Art. no. | | |
|---|---|---|---|---|---|---|---|---|
| | *DNs* | *DNd* | *Q* m³/h | *p* bar | *m* kg | | 🚚 | EUR |
| **416/EC** | G 1 | G 1 | 6.5 | 16 | 106 | **2554841** | K | **5,193.–** |
| **418/EC** | G 1 | G 1 | 6.5 | 16 | 108 | **2554842** | K | **5,392.–** |
| **603/EC** | G 1¼ | G 1¼ | 10 | 16 | 74 | **2554843** | K | **3,323.–** |
| **604/EC** | G 1¼ | G 1¼ | 10 | 16 | 80 | **2554844** | K | **3,396.–** |
| **605/EC** | G 1¼ | G 1¼ | 10 | 16 | 82 | **2554845** | K | **3,433.–** |
| **606/EC** | G 1¼ | G 1¼ | 10 | 16 | 83 | **2554846** | K | **3,542.–** |
| **607/EC** | G 1¼ | G 1¼ | 10 | 16 | 89 | **2554847** | K | **3,616.–** |
| **608/EC** | G 1¼ | G 1¼ | 10 | 16 | 90 | **2554848** | K | **3,690.–** |
| **609/EC** | G 1¼ | G 1¼ | 10 | 16 | 91 | **2554849** | K | **3,765.–** |
| **610/EC** | G 1¼ | G 1¼ | 10 | 16 | 92 | **2554850** | K | **3,837.–** |
| **611/EC** | G 1¼ | G 1¼ | 10 | 16 | 108 | **2554851** | K | **3,873.–** |
| **612/EC** | G 1¼ | G 1¼ | 10 | 16 | 115 | **2554852** | K | **3,951.–** |
| **613/EC** | G 1¼ | G 1¼ | 10 | 16 | 117 | **2554853** | K | **3,985.–** |
| **614/EC** | G 1¼ | G 1¼ | 10 | 16 | 117 | **2554854** | K | **4,170.–** |
| **615/EC** | G 1¼ | G 1¼ | 10 | 16 | 118 | **2554855** | K | **4,245.–** |
| **616/EC** | G 1¼ | G 1¼ | 10 | 16 | 119 | **2554856** | K | **4,467.–** |
| **1002/EC** | G 1½ | G 1½ | 16 | 16 | 83 | **2554857** | K | **3,736.–** |
| **1003/EC** | G 1½ | G 1½ | 16 | 16 | 84 | **2554858** | K | **3,970.–** |
| **1004/EC** | G 1½ | G 1½ | 16 | 16 | 91 | **2554859** | K | **4,297.–** |
| **1005/EC** | G 1½ | G 1½ | 16 | 16 | 93 | **2554860** | K | **4,577.–** |
| **1006/EC** | G 1½ | G 1½ | 16 | 16 | 94 | **2554861** | K | **4,671.–** |
| **1007/EC** | G 1½ | G 1½ | 16 | 16 | 102 | **2554862** | K | **4,810.–** |
| **1008/EC** | G 1½ | G 1½ | 16 | 16 | 103 | **2554863** | K | **4,858.–** |
| **1009/EC** | G 1½ | G 1½ | 16 | 16 | 118 | **2554864** | K | **5,373.–** |
| **1010/EC** | G 1½ | G 1½ | 16 | 16 | 119 | **2554865** | K | **5,840.–** |
| **1011/EC** | G 1½ | G 1½ | 16 | 16 | 120 | **2554866** | K | **6,026.–** |
| **1012/EC** | G 1½ | G 1½ | 16 | 16 | 150 | **2554867** | K | **6,305.–** |
| **1013/EC** | G 1½ | G 1½ | 16 | 16 | 151 | **2554868** | K | **6,538.–** |
| **1015/EC** | G 1½ | G 1½ | 16 | 16 | 153 | **2554869** | K | **6,775.–** |
| **1603/EC** | G 2 | G 2 | 26 | 16 | 107 | **2554870** | K | **5,913.–** |
| **1604/EC** | G 2 | G 2 | 26 | 16 | 115 | **2554871** | K | **6,470.–** |
| **1605/EC** | G 2 | G 2 | 26 | 16 | 117 | **2554872** | K | **6,960.–** |
| **1606/EC** | G 2 | G 2 | 26 | 16 | 118 | **2554873** | K | **7,325.–** |
| **1607/EC** | G 2 | G 2 | 26 | 16 | 126 | **2554874** | K | **8,057.–** |
| **1608/EC** | G 2 | G 2 | 26 | 16 | 127 | **2554875** | K | **8,426.–** |
| **1609/K/EC** | G 2 | G 2 | 26 | 16 | 172 | **2554876** | K | **8,862.–** |
| **1610/K/EC** | G 2 | G 2 | 26 | 16 | 174 | **2554877** | K | **9,523.–** |
| **1611/K/EC** | G 2 | G 2 | 26 | 16 | 175 | **2554878** | K | **9,887.–** |

**Price group: PG14**

## Additional charge

| Type | Description | |
|---|---|---|
| | | EUR |
| **Low-water cut-out switchgear kit WMS R ¼** | WMS R ¼ kit, pressure switch as low-water signal transmitter for direct connection to the suction-side pipe. | **201.–** |
| **Low-water cut-out switchgear kit WMS R ¾** | **WMS R ¾ kit**, pressure switch as low-water signal transmitter for direct connection to the supply pressure-side pipe. | **201.–** |

🚚 = ready for delivery, L = supply availability, C = approx. 2 weeks, K = approx. 4 weeks, AX = up to 16 weeks delivery time, please inquire for every order, A = on request, 📞 = please contact Wilo
Subject to change – all prices do not include VAT. Our General Terms of Delivery and Service apply (see www.wilo.com/legal) – valid from 01/01/2022 in Germany.



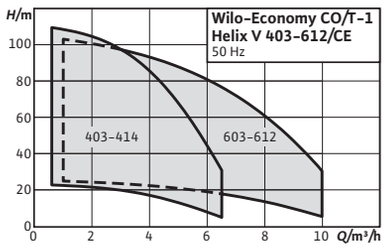


| Accessories | Page |
|---|---|
| Accessories | 477 |
| Commissioning/maintenance | 703 |

# Wilo-Economy CO/T-1 Helix V

## Construction
Water-supply unit with system separation and a non-self-priming high-pressure multistage centrifugal pump

## Application
- → Fully automatic water supply and pressure boosting in residential, commercial and public buildings, hotels, hospitals, department stores and for industrial systems.
- → Pumping of drinking water and process water, cooling water, fire water (apart from fire-extinguishing systems in accordance with DIN 14462 and with the approval of the local fire safety authorities) or other types of industrial water that do not attack the materials either chemically or mechanically and do not contain abrasive or long-fibre constituents.

## Scope of delivery
- → factory-mounted, ready for connection pressure boosting system checked for functionality and impermeability
- → Packaging
- → Installation and operating instructions

### Your advantages
- → Compact system, ready for connection, for all applications that require system separation
- → Heavy-duty system due to stainless steel high-pressure multistage centrifugal pumps of the Helix V series
- → Easily adjustable and operationally reliable due to the CE control device used

## Options
Other mains connections on request

Water supply

**Price group: PG6**

**Ordering information**

| Economy CO/T-1 Helix V | Suction side | Discharge side | System output | Max. operating pressure | Gross weight, approx. | Art. no. | | |
|---|---|---|---|---|---|---|---|---|
| | *DNs* | *DNd* | *Q* m³/h | *p* bar | *m* kg | | 🚚 | EUR |
| **403/CE** | G 1 | G 1 | 6.5 | 10 | 120 | 2545680 | K | **6,097.–** |
| **404/CE** | G 1 | G 1 | 6.5 | 10 | 121 | 2545681 | K | **6,119.–** |
| **406/CE** | G 1 | G 1 | 6.5 | 10 | 124 | 2545682 | L | **6,195.–** |
| **407/CE** | G 1 | G 1 | 6.5 | 10 | 126 | 2545683 | L | **6,223.–** |

🚚 = ready for delivery, L = supply availability, C = approx. 2 weeks, K = approx. 4 weeks, AX = up to 16 weeks delivery time, please inquire for every order, A = on request, 📞 = please contact Wilo
Subject to change – all prices do not include VAT. Our General Terms of Delivery and Service apply (see www.wilo.com/legal) – valid from 01/01/2022 in Germany.

**Price group: PG6**

**Ordering information**

| Economy CO/T-1 Helix V | Suction side | Discharge side | System output | Max. operating pressure | Gross weight, approx. | Art. no. | | |
|---|---|---|---|---|---|---|---|---|
| | *DNs* | *DNd* | *Q*<br>m³/h | *p*<br>bar | *m*<br>kg | | | EUR |
| **409/CE** | G 1 | G 1 | 6.5 | 10 | 127 | 2545684 | K | **6,260.–** |
| **410/CE** | G 1 | G 1 | 6.5 | 10 | 132 | 2545685 | K | **6,286.–** |
| **412/CE** | G 1 | G 1 | 6.5 | 10 | 133 | 2545686 | K | **6,437.–** |
| **414/CE** | G 1 | G 1 | 6.5 | 16 | 137 | 2545687 | K | **6,514.–** |
| **603/CE** | G 1¼ | G 1¼ | 10 | 10 | 122 | 2545688 | K | **6,161.–** |
| **604/CE** | G 1¼ | G 1¼ | 10 | 10 | 125 | 2545689 | K | **6,164.–** |
| **605/CE** | G 1¼ | G 1¼ | 10 | 10 | 127 | 2545690 | K | **6,239.–** |
| **606/CE** | G 1¼ | G 1¼ | 10 | 10 | 128 | 2545691 | K | **6,234.–** |
| **608/CE** | G 1¼ | G 1¼ | 10 | 10 | 134 | 2545692 | K | **6,406.–** |
| **609/CE** | G 1¼ | G 1¼ | 10 | 10 | 137 | 2545693 | K | **6,435.–** |
| **610/CE** | G 1¼ | G 1¼ | 10 | 10 | 138 | 2545694 | K | **6,494.–** |
| **612/CE** | G 1¼ | G 1¼ | 10 | 16 | 148 | 2545695 | K | **6,568.–** |

**Additional charge**

| Type | Description | Art. no. | | Price group | |
|---|---|---|---|---|---|
| | | | | | EUR |
| **Low-water cut-out switchgear kit WMS R ¼** | WMS R ¼ kit, pressure switch as low-water signal transmitter for direct connection to the suction-side pipe. | 2521150 | L | PG14 | **201.–** |
| **Low-water cut-out switchgear kit WMS R ¾** | **WMS R ¾ kit**, pressure switch as low-water signal transmitter for direct connection to the supply pressure-side pipe. | 2000424 | L | PG14 | **201.–** |
| **Overflow tank CO/T** | – | 2547713 | L | PG14 | **441.–** |

= ready for delivery, L = supply availability, C = approx. 2 weeks, K = approx. 4 weeks, AX = up to 16 weeks delivery time, please inquire for every order, A = on request, = please contact Wilo
Subject to change – all prices do not include VAT. Our General Terms of Delivery and Service apply (see www.wilo.com/legal) – valid from 01/01/2022 in Germany.




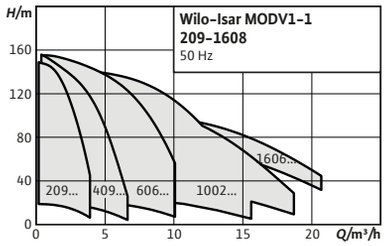


| Accessories | Page |
|---|---|
| Accessories | 477 |
| Commissioning/maintenance | 703 |

# Wilo-Isar MODV1-1

### Construction
Pressure-boosting system with 1, 2 or 3 non-self-priming stainless steel high-pressure multistage centrifugal pumps switched in parallel

### Application
- → Fully automatic water supply and pressure boosting in inlet mode, either from the public water supply network or from a tank, for domestic, commercial, industrial and municipal applications (e.g. residential, office, administration buildings, hotels, hospitals, trades, industry, water supply companies).
- → Pumping drinking water, process water, cooling water or other industrial water, which does not affect the materials used, neither chemically nor mechanically, and does not have any abrasive or long-fibre constituents

### Scope of delivery
- → Factory-mounted, ready for connection pressure-boosting system checked for functionality and impermeability

### Your advantages
- → High operational reliability thanks to system with one, two or three vertical multistage CV1-L pumps with stainless steel hydraulics
- → Easy hydraulic installation and maintenance with the O-ring assembly
- → Easy commissioning and operation thanks to the Easy Control panel
- → Drinking water approval (ACS and UBA-conformity) for all relevant components
- → Adjustable vibration absorbers for a low noise operation.

- → Packaging
- → Installation and operating instructions

### Options
Other mains connections on request

**Price group: PG6**

## Ordering information (3~400 V)

| Isar MODV1-1 | Suction side | Discharge side | Art. no. 1 | | |
|---|---|---|---|---|---|
| | *DNs* | *DNd* | | | |
| | | | | | EUR |
| **209/EC** | G 1 | G 1 | **2554091** | A | |
| **211/EC** | G 1 | G 1 | **2554092** | A | |
| **213/EC** | G 1 | G 1 | **2554093** | A | |
| **215/EC** | G 1 | G 1 | **2554094** | A | |
| **216/EC** | G 1 | G 1 | **2554095** | A | |
| **409/EC** | G 1 | G 1 | **2554096** | A | |
| **411/EC** | G 1 | G 1 | **2554097** | A | |
| **413/EC** | G 1 | G 1 | **2554098** | A | |
| **415/EC** | G 1 | G 1 | **2554099** | A | |
| **606/EC** | G 1¼ | G 1¼ | **2554100** | A | |
| **607/EC** | G 1¼ | G 1¼ | **2554101** | A | |
| **608/EC** | G 1¼ | G 1¼ | **2554102** | A | |
| **609/EC** | G 1¼ | G 1¼ | **2554103** | A | |
| **610/EC** | G 1¼ | G 1¼ | **2554104** | A | |
| **611/EC** | G 1¼ | G 1¼ | **2554105** | A | |
| **612/EC** | G 1¼ | G 1¼ | **2554106** | A | |
| **1006/EC** | G 1½ | G 1½ | **2554107** | A | |
| **1007/EC** | G 1½ | G 1½ | **2554108** | A | |
| **1008/EC** | G 1½ | G 1½ | **2554109** | A | |
| **1009/EC** | G 1½ | G 1½ | **2554110** | A | |
| **1010/EC** | G 1½ | G 1½ | **2554111** | A | |
| **1011/EC** | G 1½ | G 1½ | **2554112** | A | |
| **1606/EC** | G 2 | G 2 | **2554113** | A | |
| **1607/EC** | G 2 | G 2 | **2554114** | A | |
| **1608/EC** | G 2 | G 2 | **2554115** | A | |

## Additional charge

| | Description | Art. no. | | Price group | |
|---|---|---|---|---|---|
| | | | | | EUR |
| **Low-water cut-out switchgear kit WMS R ¼** | WMS R ¼ kit, pressure switch as low-water signal transmitter for direct connection to the suction-side pipe. | 2521150 | L | PG14 | **201.–** |
| **Low-water cut-out switchgear kit WMS R ¾** | **WMS R ¾ kit**, pressure switch as low-water signal transmitter for direct connection to the supply pressure-side pipe. | 2000424 | L | PG14 | **201.–** |

= ready for delivery, L = supply availability, C = approx. 2 weeks, K = approx. 4 weeks, AX = up to 16 weeks delivery time, please inquire for every order, A = on request, = please contact Wilo
Subject to change – all prices do not include VAT. Our General Terms of Delivery and Service apply (see www.wilo.com/legal) – valid from 01/01/2022 in Germany.



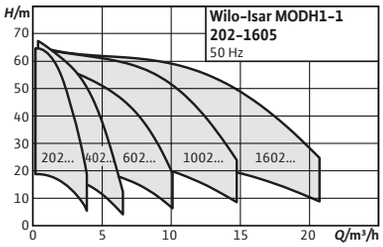


| Accessories | Page |
|---|---|
| Accessories | 477 |
| Commissioning/maintenance | 703 |

**Series extension**

## Wilo-Isar MODH1-1

### Construction
Pressure-boosting system with 1, 2 or 3 non-self-priming stainless steel high-pressure multistage centrifugal pumps switched in parallel

### Application
- → Fully automatic water supply and pressure boosting in inlet mode, either from the public water supply network or from a tank, for domestic, commercial, industrial and municipal applications (e.g. residential, office, administration buildings, hotels, hospitals, trades, industry, water supply companies).
- → Pumping drinking water, process water, cooling water or other industrial water, which does not affect the materials used, neither chemically nor mechanically, and does not have any abrasive or long-fibre constituents

### Scope of delivery
- → Factory-mounted, ready for connection pressure-boosting system checked for functionality and impermeability
- → Packaging
- → Installation and operating instructions

### Options
Other mains connections on request

### Your advantages
- → High operational reliability, thanks to system with one, two or three horizontal multistage CH1-L pumps with stainless steel hydraulics
- → Easy installation and maintenance thanks to special, flexibly adjustable connections to manifolds
- → Easy commissioning and operation with the Easy Controller
- → Drinking water approval (ACS and KTW) for pumps with components made of stainless steel that come into contact with the fluid

**Price group: PG6**

## Ordering information (3~400 V)

| Isar MODH1-1 | Suction side | Discharge side | Art. no. 1 | | |
|---|---|---|---|---|---|
| | *DNs* | *DNd* | | | |
| | | | | | EUR |
| **202/EC** | G 1 | G 1 | 2551895 | K | **4,072.–** |
| **203/EC** | G 1 | G 1 | 2551896 | K | **4,150.–** |
| **204/EC** | G 1 | G 1 | 2551897 | K | **4,224.–** |
| **205/EC** | G 1 | G 1 | 2551898 | K | **4,660.–** |
| **206/EC** | G 1 | G 1 | 2551899 | K | **4,763.–** |
| **207/EC** | G 1 | G 1 | 2551900 | K | **4,953.–** |
| **402/EC** | G 1 | G 1 | 2551901 | K | **4,096.–** |
| **403/EC** | G 1 | G 1 | 2551902 | K | **4,172.–** |
| **404/EC** | G 1 | G 1 | 2551903 | K | **4,247.–** |
| **405/EC** | G 1 | G 1 | 2551904 | K | **4,315.–** |
| **406/EC** | G 1 | G 1 | 2551905 | K | **4,432.–** |
| **407/EC** | G 1 | G 1 | 2551906 | K | **4,700.–** |
| **602/EC** | G 1¼ | G 1 | 2551907 | K | **4,459.–** |
| **603/EC** | G 1¼ | G 1 | 2551908 | K | **4,906.–** |
| **604/EC** | G 1¼ | G 1 | 2551909 | K | **5,096.–** |
| **605/EC** | G 1¼ | G 1 | 2551910 | K | **5,550.–** |
| **1002/EC** | G 1½ | G 1¼ | 2551911 | K | **4,875.–** |
| **1003/EC** | G 1½ | G 1¼ | 2551912 | K | **5,368.–** |
| **1004/EC** | G 1½ | G 1¼ | 2551913 | K | **5,818.–** |
| **1005/EC** | G 1½ | G 1¼ | 2551914 | K | **6,708.–** |
| **1602/EC** | Rp 2 | Rp 1½ | **2551955** | K | **4,943.–** |
| **1603/EC** | Rp 2 | Rp 1½ | **2551956** | K | **5,646.–** |
| **1604/EC** | Rp 2 | Rp 1½ | **2551957** | K | **6,274.–** |
| **1605/EC** | Rp 2 | Rp 1½ | **2551958** | K | **7,062.–** |

## Additional charge

| | Description | Art. no. | | Price group | |
|---|---|---|---|---|---|
| | | | | | EUR |
| **Low-water cut-out switchgear kit WMS R ¼** | WMS R ¼ kit, pressure switch as low-water signal transmitter for direct connection to the suction-side pipe. | 2521150 | L | PG14 | **201.–** |
| **Low-water cut-out switchgear kit WMS R ¾** | **WMS R ¾ kit**, pressure switch as low-water signal transmitter for direct connection to the supply pressure-side pipe. | 2000424 | L | PG14 | **201.–** |

= ready for delivery, L = supply availability, C = approx. 2 weeks, K = approx. 4 weeks, AX = up to 16 weeks delivery time, please inquire for every order, A = on request, = please contact Wilo
Subject to change – all prices do not include VAT. Our General Terms of Delivery and Service apply (see www.wilo.com/legal) – valid from 01/01/2022 in Germany.



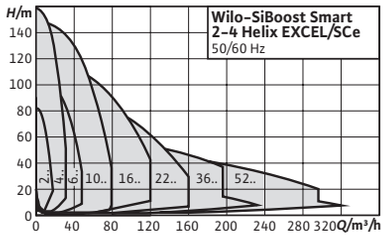


| Accessories | Page |
|---|---|
| Accessories | 477 |
| Commissioning/maintenance | 703 |

IE5

## Wilo-SiBoost Smart Helix EXCEL

### Construction
Highly efficient water-supply unit ready for connection with 2 to 4 vertically arranged non-self-priming stainless steel high-pressure centrifugal pumps of the Helix EXCEL series switched in parallel. Each pump is equipped with EC motor driven by integrated air-cooled, high-efficiency frequency inverter. Valves and sensors are protected for safe and reliable operation. The system features a Smart Controller SCe.

### Application
Fully automatic water supply in inlet mode, in the field of public water supply, for pressure boosting from tanks or pressure pipes, for municipal, commercial, industrial and domestic applications (e.g. water supply companies, trade and industrial companies, residential, office or public facilities, administration buildings, hotels, hospitals).
Standby pump is included according to DIN 1988 and DIN EN 806.

Approved fluids are normally waters that neither chemically nor mechanically corrode the materials used and do not contain any abrasive or long-fibre constituents, such as:
- → Drinking water
- → Cooling water
- → Process water
- → Firefighting water (apart from fire-extinguishing systems in accordance with DIN 14462 and with the approval of the local fire protection authorities)

### Scope of delivery
- → Factory-mounted, ready-for-connection pressure-boosting system checked for functionality and impermeability
- → Packaging
- → Installation and operating instructions

### Your advantages
- → Heavy-duty system featuring stainless steel high-pressure multistage centrifugal pump from the Helix EXCEL series with integrated frequency converter with a superproportionally large control range from 25 Hz to 60 Hz
- → High energy savings due to highly efficient EC motors (energy efficiency class IE5 according to IEC 60034-30-2) in an overall system that is pressure-loss optimised with highly efficient pump hydraulics and optimum load adjustment via variable pressure control (p-v) and parallel synchronous speed control
- → High reliability through integrated protection functions such as overload protection, dry-running protection and WMS with automatic deactivation as well as control and leakage detection via optional interface to SCADA connection
- → Maximum degree of control performance thanks to use of an SCe control device with LCD display, simple navigation and adjustment using rotary knob
- → Optional integration into building automation via standard Modbus RTU
- → Suitability for drinking water for all components in contact with fluid

### Options
Other mains connections on request

**Price group: PG6**

## Ordering information

| SiBoost Smart Helix EXCEL | Art. no. 2 pumps | | | Art. no. 3 pumps | | | Art. no. 4 pumps | | |
|---|---|---|---|---|---|---|---|---|---|
| | | | EUR | | | EUR | | | EUR |
| **208** | 2542651 | K | ✆ | 2542652 | K | ✆ | 2542653 | K | ✆ |
| **405** | 2537631 | K | **21,375.–** | 2537634 | K | **27,794.–** | 2537637 | K | **34,159.–** |
| **410** | 2537632 | K | **21,910.–** | 2537635 | K | **28,489.–** | 2537638 | K | **35,013.–** |
| **414** | 2537633 | K | **25,196.–** | 2537636 | K | **32,760.–** | 2537639 | K | **40,262.–** |
| **603** | 2537640 | K | **21,692.–** | 2537644 | K | **27,725.–** | 2537648 | K | **33,642.–** |
| **606** | 2537641 | K | **22,237.–** | 2537645 | K | **28,418.–** | 2537649 | K | **34,481.–** |
| **609** | 2537642 | K | **25,568.–** | 2537646 | K | **32,680.–** | 2537650 | K | **39,653.–** |
| **611** | 2537643 | K | **22,905.–** | 2537647 | K | **29,019.–** | 2537651 | K | **34,373.–** |
| **1002** | 2536381 | K | **21,719.–** | 2536387 | K | **27,634.–** | 2536393 | K | **32,884.–** |
| **1004** | 2536382 | K | **23,435.–** | 2536388 | K | **29,815.–** | 2536394 | K | **34,753.–** |
| **1005** | 2536383 | K | **24,603.–** | 2536389 | K | **31,307.–** | 2536395 | K | **36,487.–** |
| **1007** | 2536384 | K | **25,801.–** | 2536390 | K | **32,828.–** | 2536396 | K | **38,264.–** |
| **1009** | 2536385 | K | **27,306.–** | 2536391 | K | **34,253.–** | 2536397 | K | **39,625.–** |
| **1010** | 2536386 | K | **28,435.–** | 2536392 | K | **35,485.–** | 2536398 | K | **41,085.–** |
| **1602** | 2536399 | K | **30,696.–** | 2541596 | K | **35,396.–** | 2541602 | K | **41,799.–** |
| **1603** | 2536400 | K | **32,229.–** | 2541597 | K | **36,885.–** | 2541603 | K | **42,873.–** |
| **1604** | 2536401 | K | **32,229.–** | 2541598 | K | **38,569.–** | 2541604 | K | **45,553.–** |
| **1605** | 2536402 | K | **33,923.–** | 2541599 | K | **44,121.–** | 2541605 | K | **54,977.–** |
| **1606** | 2536403 | K | **35,534.–** | 2541600 | K | **46,245.–** | 2541606 | K | **57,631.–** |
| **1607** | 2536404 | K | **37,134.–** | 2541601 | K | **48,351.–** | 2541607 | K | **60,206.–** |
| **2201** | 2542588 | K | **33,675.–** | 2542594 | K | **47,209.–** | 2542600 | K | **53,893.–** |
| **2202** | 2542589 | K | **33,796.–** | 2542595 | K | **48,218.–** | 2542601 | K | **59,798.–** |
| **2203-4.2** | 2542590 | K | **35,571.–** | 2542596 | K | **49,291.–** | 2542602 | K | **62,942.–** |
| **2203-5.5** | 2542591 | K | **40,013.–** | 2542597 | K | **56,445.–** | 2542603 | K | **73,454.–** |
| **2203-6.5** | 2542592 | K | **44,653.–** | 2542598 | K | **60,085.–** | 2542604 | K | **81,506.–** |
| **2204** | 2542593 | K | **46,833.–** | 2542599 | K | **62,738.–** | 2542605 | K | **89,595.–** |
| **3601** | 2542606 | K | **37,556.–** | 2542610 | K | **53,894.–** | 2542614 | K | **70,928.–** |
| **3602-5.5** | 2542608 | K | **40,242.–** | 2542612 | K | **56,949.–** | 2542616 | K | **74,043.–** |
| **3602-7.5** | 2542609 | K | **40,973.–** | 2542613 | K | **58,868.–** | 2542617 | K | **76,750.–** |
| **3602/2** | 2542646 | K | ✆ | 2542647 | K | ✆ | 2542648 | K | ✆ |
| **5201** | 2542618 | K | **39,935.–** | 2542621 | K | **61,699.–** | 2542624 | K | **67,075.–** |
| **5202** | 2542620 | K | **44,483.–** | 2542623 | K | **67,034.–** | 2542626 | K | **81,114.–** |
| **5202/1** | 2542619 | K | **41,908.–** | 2542622 | K | **64,368.–** | 2542625 | K | **73,809.–** |

🚚 = ready for delivery, L = supply availability, C = approx. 2 weeks, K = approx. 4 weeks, AX = up to 16 weeks delivery time, please inquire for every order, A = on request, ✆ = please contact Wilo
Subject to change – all prices do not include VAT. Our General Terms of Delivery and Service apply (see www.wilo.com/legal) – valid from 01/01/2022 in Germany.



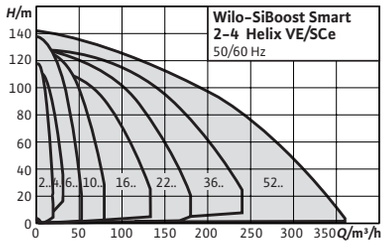


| Accessories | Page |
|---|---|
| Accessories | 477 |
| Commissioning/maintenance | 703 |

IE4

## Wilo-SiBoost Smart Helix VE

### Construction
Highly efficient water-supply unit ready for connection with 2 to 4 vertically arranged non-self-priming stainless steel high-pressure multistage centrifugal pumps of the Helix VE series switched in parallel, each pump is equipped with an integrated air-cooled frequency inverter. The system features a Smart Controller SCe.

### Application
Fully automatic water supply in inlet mode, in the field of public water supply, for pressure boosting from tanks or pressure pipes, for municipal, commercial, industrial and domestic applications (e.g. water supply companies, trade and industrial companies, residential, office or public facilities, administration buildings, hotels, hospitals).
Standby pump included according to DIN 1988 and DIN EN 806.

Approved fluids are normally waters that neither chemically nor mechanically corrode the materials used and do not contain any abrasive or long-fibre constituents, such as:
- → Drinking water (drinking water approval in Check Material section)
- → Cooling water
- → Process water
- → Firefighting water (apart from fire-extinguishing systems in accordance with DIN 14462 and with the approval of the local fire protection authorities)

### Scope of delivery
- → Factory-mounted, ready-for-connection pressure-boosting system checked for functionality and impermeability

### Your advantages
- → Heavy-duty system featuring stainless steel high-pressure multistage centrifugal pump from the Helix VE series with integrated frequency converter with a superproportionally large control range from 25 Hz to a maximum of 60 Hz
- → High energy savings due to pressure-loss optimised hydraulics and optimum load adjustment via variable pressure control (p-v) and parallel synchronous speed control
- → High reliability through integrated protection functions such as overload protection, dry-running protection and WMS with automatic deactivation as well as control and leakage detection via optional interface to SCADA connection
- → Maximum degree of control performance thanks to use of an SCe control device with LCD display, simple navigation and adjustment using rotary knob
- → Integration into building automation via standard Modbus RTU
- → Suitability for drinking water for all components in contact with the fluid

- → Packaging
- → Installation and operating instructions

### Options
Other mains connections on request

| Additional charge | |
|---|---|
| **Type** | **Description** |
| **SC-HVAC signal board** | Signal board |

**Price group: PG6**

| Ordering information | | | | | | | | | |
|---|---|---|---|---|---|---|---|---|---|
| **SiBoost Smart Helix VE** | **Art. no.** 2 pumps | | EUR | **Art. no.** 3 pumps | | EUR | **Art. no.** 4 pumps | | EUR |
| **204** | 2541584 | K | **11,986.–** | 2541588 | K | **16,177.–** | 2541592 | K | **20,419.–** |
| **206** | 2541585 | K | **12,108.–** | 2541589 | K | **16,746.–** | 2541593 | K | **20,885.–** |
| **208** | 2541586 | K | **12,419.–** | 2541590 | K | **16,907.–** | 2541594 | K | **22,175.–** |
| **211** | 2541587 | K | **14,114.–** | 2541591 | K | **18,316.–** | 2541595 | K | **22,454.–** |
| **403** | 2537330 | K | **13,038.–** | 2537338 | K | **16,518.–** | 2537346 | K | **20,658.–** |
| **404** | 2537358 | K | **13,305.–** | 2537359 | K | **16,860.–** | 2537360 | K | **21,083.–** |
| **405** | 2537620 | K | **13,779.–** | 2537622 | K | **17,456.–** | 2537624 | K | **21,828.–** |
| **407** | 2537331 | L | **15,057.–** | 2537339 | K | **19,074.–** | 2537347 | K | **23,852.–** |
| **410** | 2537621 | K | **15,709.–** | 2537623 | K | **20,424.–** | 2537625 | K | **25,103.–** |
| **602** | 2537332 | K | **13,369.–** | 2537340 | K | **16,940.–** | 2537348 | K | **20,553.–** |
| **603** | 2536372 | K | **13,984.–** | 2536375 | K | **17,716.–** | 2536378 | K | **21,498.–** |
| **604** | 2537333 | K | **15,006.–** | 2537341 | K | **19,012.–** | 2537349 | K | **23,068.–** |
| **606** | 2536373 | L | **15,939.–** | 2536376 | K | **20,376.–** | 2536379 | K | **24,723.–** |
| **608** | 2537334 | K | **16,778.–** | 2537342 | K | **21,260.–** | 2537350 | K | **25,795.–** |
| **611** | 2536374 | K | **17,619.–** | 2536377 | K | **22,323.–** | 2536380 | K | **26,439.–** |
| **1002** | 2536345 | K | **17,164.–** | 2536349 | K | **21,839.–** | 2536353 | K | **25,453.–** |
| **1003** | 2537335 | K | **16,359.–** | 2537343 | K | **20,814.–** | 2537351 | K | **24,257.–** |
| **1004** | 2536346 | K | **17,726.–** | 2536350 | K | **22,551.–** | 2536354 | K | **26,284.–** |
| **1005** | 2537336 | L | **17,053.–** | 2537344 | K | **21,698.–** | 2537352 | K | **25,289.–** |
| **1006** | 2536347 | K | **18,657.–** | 2536351 | K | **23,737.–** | 2536355 | K | **27,667.–** |
| **1009** | 2536348 | K | **19,744.–** | 2536352 | K | **24,767.–** | 2536356 | K | **28,650.–** |
| **1602** | 2536333 | K | **19,426.–** | 2536337 | K | **25,594.–** | 2536341 | K | **30,226.–** |
| **1603/3kW** | 2537337 | K | **19,048.–** | 2537345 | K | **25,096.–** | 2537353 | K | **31,000.–** |
| **1603/4kW** | 2536334 | K | **21,170.–** | 2536338 | K | **27,890.–** | 2536342 | K | **32,937.–** |
| **1605** | 2536335 | L | **24,527.–** | 2536339 | L | **31,902.–** | 2536343 | K | **39,753.–** |
| **1606** | 2536336 | K | **26,849.–** | 2536340 | K | **34,963.–** | 2536344 | K | **43,532.–** |
| **2202-3** | 2540937 | K | **25,996.–** | 2540938 | K | **36,022.–** | 2540939 | K | **45,999.–** |
| **2202-3-ES** | 2547333 | A | ✆ | 2547338 | A | ✆ | 2547343 | A | ✆ |
| **2202-4** | 2540901 | K | **27,363.–** | 2540905 | K | **37,918.–** | 2540909 | K | **48,417.–** |
| **2202-4-ES** | 2547334 | A | ✆ | 2547339 | A | ✆ | 2547344 | A | ✆ |
| **2203** | 2540902 | K | **30,778.–** | 2540906 | K | **43,419.–** | 2540910 | K | **56,503.–** |
| **2203-ES** | 2547335 | A | ✆ | 2547340 | A | ✆ | 2547345 | A | ✆ |
| **2204** | 2540903 | K | **36,025.–** | 2540907 | K | **48,260.–** | 2540911 | K | **68,919.–** |
| **2204-ES** | 2547336 | A | ✆ | 2547341 | A | ✆ | 2547346 | A | ✆ |
| **2205** | 2540904 | K | **39,054.–** | 2540908 | K | **57,783.–** | 2540912 | K | **74,663.–** |
| **2205-ES** | 2547337 | A | ✆ | 2547342 | A | ✆ | 2547347 | A | ✆ |
| **3602-5.5** | 2540913 | K | **30,954.–** | 2540917 | K | **43,807.–** | 2540921 | K | **56,957.–** |
| **3602-5.5-ES** | 2547348 | A | ✆ | 2547352 | A | ✆ | 2547356 | A | ✆ |
| **3602-7.5** | 2540914 | K | **31,518.–** | 2540918 | K | **45,284.–** | 2540922 | K | **59,038.–** |
| **3602-7.5-ES** | 2547349 | A | ✆ | 2547353 | A | ✆ | 2547357 | A | ✆ |
| **3604** | 2540915 | K | **37,195.–** | 2540919 | K | **54,105.–** | 2540923 | K | **76,859.–** |
| **3604-ES** | 2547350 | A | ✆ | 2547354 | A | ✆ | 2547358 | A | ✆ |
| **3605** | 2540916 | K | **42,401.–** | 2540920 | K | **61,683.–** | 2540924 | K | **86,023.–** |

= ready for delivery, L = supply availability, C = approx. 2 weeks, K = approx. 4 weeks, AX = up to 16 weeks delivery time, please inquire for every order, A = on request, ✆ = please contact Wilo
Subject to change – all prices do not include VAT. Our General Terms of Delivery and Service apply (see www.wilo.com/legal) – valid from 01/01/2022 in Germany.

**Price group: PG6**

## Ordering information

| SiBoost Smart Helix VE | Art. no. 2 pumps | | | Art. no. 3 pumps | | | Art. no. 4 pumps | | |
|---|---|---|---|---|---|---|---|---|---|
| | | | EUR | | | EUR | | | EUR |
| **3605-ES** | 2547351 | A | ✆ | 2547355 | A | ✆ | 2547359 | A | ✆ |
| **5202** | 2540925 | K | **34,218.–** | 2540929 | K | **51,564.–** | 2540933 | K | **62,394.–** |
| **5202-ES** | 2547360 | A | ✆ | 2547364 | A | ✆ | 2547368 | A | ✆ |
| **5203** | 2540926 | K | **37,296.–** | 2540930 | K | **56,207.–** | 2540934 | K | **68,009.–** |
| **5203-ES** | 2547361 | A | ✆ | 2547365 | A | ✆ | 2547369 | A | ✆ |
| **5204** | 2540927 | K | **44,386.–** | 2540931 | K | **67,445.–** | 2540935 | K | **87,050.–** |
| **5204-ES** | 2547362 | A | ✆ | 2547366 | A | ✆ | 2547370 | A | ✆ |
| **5205** | 2540928 | K | **74,867.–** | 2540932 | K | **74,867.–** | 2540936 | K | **97,495.–** |
| **5205-ES** | 2547363 | A | ✆ | 2547367 | A | ✆ | 2547371 | A | ✆ |

Water supply

🚚 = ready for delivery, L = supply availability, C = approx. 2 weeks, K = approx. 4 weeks, AX = up to 16 weeks delivery time, please inquire for every order, A = on request, ✆ = please contact Wilo
Subject to change – all prices do not include VAT. Our General Terms of Delivery and Service apply (see www.wilo.com/legal) – valid from 01/01/2022 in Germany.



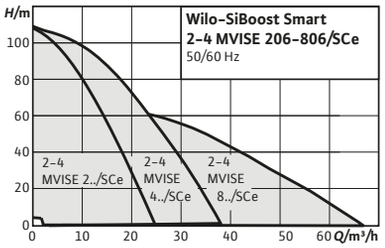



| Accessories | Page |
|---|---|
| Accessories | 477 |
| Commissioning/maintenance | 703 |


## Wilo-SiBoost Smart MVISE

### Construction
Low noise water-supply unit ready for connection with 2 to 4 vertically arranged, non-self-priming glandless stainless steel high-pressure multistage centrifugal pumps of MVISE series switched in parallel. Each pump is equipped with integrated water-cooled frequency inverter. The system features a Smart Controller SCe.

### Application
Fully automatic water supply and pressure boosting in inlet mode, either from the public water supply network or from a tank at least 0.5 meter above the pump, for domestic, commercial, industrial and municipal applications (e.g. residential, office, administration buildings, hotels, hospitals, trades, industry, water supply companies). Standby pump included in accordance with DIN 1988 and DIN EN 806.

Approved fluids are generally waters which do not attack the materials used, neither chemically nor mechanically, and do not contain any abrasive or long-fiber constituents like:
- → Drinking water
- → Cooling water
- → Process water
- → Firefighting water (apart from fire-extinguishing systems in accordance with DIN 14462 and with the approval of the local fire safety authorities).

### Scope of delivery
- → Factory-mounted, ready-for-connection pressure-boosting system checked for functionality and impermeability
- → Packaging
- → Installation and operating instructions

### Your advantages
- → Optimum pump load adjustment due to pressure-variable (pv) control mode and parallel synchronous speed control for higher energy savings
- → Up to 20 dB[A] quieter operation than conventional systems with comparable hydraulic output
- → Disproportionately large frequency converter control range from 20 Hz to a maximum of 50 Hz
- → Maintenance-free pump design without mechanical seals
- → High reliability thanks to various protective features including overload protection, dry-running protection and automatic deactivation
- → Easy setting and operation with the SCe switchgear thanks to LCD display and green adjustment button
- → Drinking water approvals for all components that come in contact with the fluid
- → Ready for integration into building automation with the SCe switchgear via standard Modbus RTU

### Options
Other mains connections on request

**Price group: PG6**

**Ordering information**

| SiBoost Smart MVISE | Art. no. 2 pumps | | | Art. no. 3 pumps | | | Art. no. 4 pumps | | |
|---|---|---|---|---|---|---|---|---|---|
| | | | EUR | | | EUR | | | EUR |
| **206** | 2550743 | K | **15,983.–** | 2550750 | K | **19,304.–** | 2550757 | K | **23,299.–** |
| **210** | 2550744 | K | **16,775.–** | 2550751 | K | **21,110.–** | 2550758 | K | **24,406.–** |
| **404** | 2550745 | K | **16,065.–** | 2550752 | K | **21,361.–** | 2550759 | K | **25,555.–** |
| **406** | 2550746 | K | **16,256.–** | 2550753 | K | **21,542.–** | 2550760 | K | **25,666.–** |
| **410** | 2550747 | K | **18,372.–** | 2550754 | K | **23,220.–** | 2550761 | K | **27,197.–** |
| **803** | 2550748 | K | **18,115.–** | 2550755 | K | **23,512.–** | 2550762 | K | **27,876.–** |
| **806** | 2550749 | K | **20,000.–** | 2550756 | K | **25,448.–** | 2550763 | K | **29,663.–** |



= ready for delivery, L = supply availability, C = approx. 2 weeks, K = approx. 4 weeks, AX = up to 16 weeks delivery time, please inquire for every order, A = on request, = please contact Wilo
Subject to change – all prices do not include VAT. Our General Terms of Delivery and Service apply (see www.wilo.com/legal) – valid from 01/01/2022 in Germany.



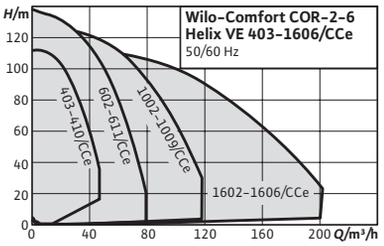


| Accessories | Page |
|---|---|
| Accessories | 477 |
| Commissioning/maintenance | 703 |

IE4

## Wilo-Comfort COR Helix VE.../CCe

### Construction

Highly efficient water-supply unit ready for connection (non self-priming). With 2 to 6 vertically arranged Helix VE series stainless steel high-pressure centrifugal pumps in glanded version switched in parallel; every pump is equipped with an integrated air-cooled frequency converter, including Comfort Controller CCe

### Application

- → Fully automatic water supply in inlet mode, in the field of public water supply, for pressure boosting from tanks or pressure pipes, for municipal, commercial, industrial and domestic applications (e.g. water supply companies, trade and industrial companies, residential, office or public facilities, administration buildings, hotels, hospitals).
- → Pumping of drinking water and process water, cooling water, fire water (apart from fire-extinguishing systems in accordance with DIN 14462 and with the approval of the local fire safety authorities) or other types of industrial water that do not attack the materials either chemically or mechanically and do not contain abrasive or long-fibre constituents.

### Your advantages

- → Sturdy system with Helix VE stainless steel high-pressure centrifugal pumps with integrated frequency converter that can be controlled from 25 Hz to 60 Hz
- → High-efficiency pump hydraulics
- → Entire system is pressure-loss optimised
- → Integrated dry-running detection with automatic deactivation via the motor control electronics
- → Maximum degree of control using the CCe control device with additional functions, micro-computer control and touch display

### Scope of delivery

- → Factory-mounted, connection-ready pressure boosting system checked for functionality and impermeability
- → Packaging
- → Installation and operating instructions
- → Transport eyes for self-assembly

Price group: PG6

## Ordering information

| Comfort COR Helix VE.../CCe | Art. no. 2 pumps | | | Art. no. 3 pumps | | | Art. no. 4 pumps | | |
|---|---|---|---|---|---|---|---|---|---|
| | | | EUR | | | EUR | | | EUR |
| 403/K/CCe | 2539314 | K | 16,458.– | 2539323 | K | 20,853.– | 2539332 | K | 26,075.– |
| 404/K/CCe | 2539315 | K | 16,800.– | 2539324 | K | 21,282.– | 2539333 | K | 26,613.– |
| 405/K/CCe | 2537610 | K | 17,394.– | 2537612 | K | 22,036.– | 2537614 | K | 27,553.– |
| 407/K/CCe | 2539316 | K | 19,004.– | 2539325 | K | 24,077.– | 2539334 | K | 30,107.– |
| 410/K/CCe | 2537611 | K | 19,829.– | 2537613 | K | 25,780.– | 2537615 | K | 31,685.– |
| 602/K/CCe | 2539317 | K | 16,875.– | 2539326 | K | 21,381.– | 2539335 | K | 25,942.– |
| 603/K/CCe | 2536357 | K | 17,651.– | 2536360 | K | 22,364.– | 2536363 | K | 27,134.– |
| 604/K/CCe | 2539318 | K | 18,940.– | 2539327 | K | 23,999.– | 2539336 | K | 29,121.– |
| 606/K/CCe | 2536358 | K | 20,123.– | 2536361 | K | 25,719.– | 2536364 | K | 31,205.– |
| 608/K/CCe | 2539319 | K | 21,181.– | 2539328 | K | 26,834.– | 2539337 | K | 32,561.– |
| 611/K/CCe | 2536359 | K | 22,242.– | 2536362 | K | 28,178.– | 2536365 | K | 33,376.– |
| 1002/K/CCe | 2535967 | K | 21,483.– | 2535971 | K | 27,336.– | 2535975 | K | 31,856.– |
| 1003/K/CCe | 2539320 | K | 21,434.– | 2539329 | K | 26,047.– | 2539338 | K | 30,359.– |
| 1004/K/CCe | 2535968 | K | 22,183.– | 2535972 | K | 28,224.– | 2535976 | K | 32,896.– |
| 1005/K/CCe | 2539321 | K | 22,348.– | 2539330 | K | 27,157.– | 2539339 | K | 31,649.– |
| 1006/K/CCe | 2535969 | K | 23,351.– | 2535973 | K | 29,711.– | 2535977 | K | 34,625.– |
| 1009/K/CCe | 2535970 | K | 24,753.– | 2535974 | K | 31,493.– | 2535978 | K | 36,703.– |
| 1602/K/CCe | 2532327 | K | 23,244.– | 2532332 | K | 32,033.– | 2532337 | K | 39,569.– |
| 1603/K-3kw/CCe | 2539322 | K | 24,960.– | 2539331 | K | 31,407.– | 2539340 | K | 38,801.– |
| 1603/K/CCe | 2532328 | K | 25,330.– | 2532333 | K | 34,906.– | 2532338 | K | 43,118.– |
| 1605/K/CCe | 2532329 | K | 31,171.– | 2532334 | K | 41,066.– | 2532339 | K | 50,732.– |
| 1606/K/CCe | 2532330 | K | 34,287.– | 2532335 | K | 45,173.– | 2532340 | K | 55,802.– |

Price group: PG6

## Ordering information

| Comfort COR Helix VE.../CCe | Art. no. 5 pumps | | | Art. no. 6 pumps | | |
|---|---|---|---|---|---|---|
| | | | EUR | | | EUR |
| 403/K/CCe | 2539341 | K | 31,771.– | 2539350 | K | 36,046.– |
| 404/K/CCe | 2539342 | K | 32,427.– | 2539351 | K | 36,789.– |
| 405/K/CCe | 2537616 | K | 33,574.– | 2537618 | K | 38,086.– |
| 407/K/CCe | 2539343 | K | 36,687.– | 2539352 | K | 41,619.– |
| 410/K/CCe | 2537617 | K | 36,931.– | 2537619 | K | 42,658.– |
| 602/K/CCe | 2539344 | K | 30,910.– | 2539353 | K | 35,477.– |
| 603/K/CCe | 2536366 | K | 32,332.– | 2536369 | K | 37,104.– |
| 604/K/CCe | 2539345 | K | 34,695.– | 2539354 | K | 39,822.– |
| 606/K/CCe | 2536367 | K | 35,562.– | 2536370 | K | 40,817.– |
| 608/K/CCe | 2539346 | K | 38,796.– | 2539355 | K | 44,526.– |
| 611/K/CCe | 2536368 | K | 40,415.– | 2536371 | K | 46,380.– |
| 1002/K/CCe | 2535979 | K | 39,444.– | 2535983 | K | 46,269.– |
| 1003/K/CCe | 2539347 | K | 37,590.– | 2539356 | K | 44,094.– |
| 1004/K/CCe | 2535980 | K | 40,731.– | 2535984 | K | 47,778.– |
| 1005/K/CCe | 2539348 | K | 39,188.– | 2539357 | K | 45,967.– |
| 1006/K/CCe | 2535981 | K | 42,874.– | 2535985 | K | 50,291.– |
| 1009/K/CCe | 2535982 | K | 45,445.– | 2535986 | K | 53,309.– |
| 1602/K/CCe | 2532342 | K | 44,779.– | 2532347 | K | 51,574.– |
| 1603/K-3kw/CCe | 2539349 | K | 43,909.– | 2539358 | K | 50,569.– |
| 1603/K/CCe | 2532343 | K | 48,798.– | 2532348 | K | 56,205.– |

= ready for delivery, L = supply availability, C = approx. 2 weeks, K = approx. 4 weeks, AX = up to 16 weeks delivery time, please inquire for every order, A = on request, = please contact Wilo
Subject to change – all prices do not include VAT. Our General Terms of Delivery and Service apply (see www.wilo.com/legal) – valid from 01/01/2022 in Germany.

**Price group: PG6**

| Ordering information | | | | | | |
|---|---|---|---|---|---|---|
| **Comfort COR Helix VE.../CCe** | **Art. no.** 5 pumps | | | **Art. no.** 6 pumps | | |
| | | | EUR | | | EUR |
| **1605/K/CCe** | 2532344 | K | **57,410.–** | 2532349 | K | **66,121.–** |
| **1606/K/CCe** | 2532345 | K | **63,150.–** | 2532350 | K | **72,732.–** |



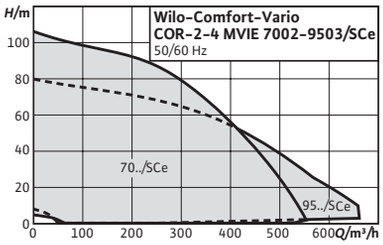


| Accessories | Page |
|---|---|
| Accessories | 477 |
| Commissioning/maintenance | 703 |

# Wilo-Comfort-Vario COR MVIE.../SCe

## Construction

Pressure boosting system ready for connection with 2 to 4 vertically arranged non-self-priming high-pressure multistage centrifugal pumps of the MVIE 70 or 95 series switched in parallel. Each pump is equipped with integrated air-cooled frequency inverters. The system features a Smart Controller SCe.

## Application

Fully automatic water supply and pressure boosting system in inlet mode or from a tank, for domestic, commercial, industrial and municipal applications (e.g. residential, office, administration buildings, hotels, hospitals, trades, industry or water supply companies). Standby pump included in accordance with DIN 1988 and DIN EN 806.

Approved fluids are generally waters which do not attack the materials used, neither chemically nor mechanically, and do not contain any abrasive or long-fiber constituents like:

- → Drinking water (depends on required drinking water approvals, please check materials section)
- → Pure water
- → Cooling water
- → Process water
- → Firefighting water (apart from fire-extinguishing systems in accordance with DIN 14462 and with the approval of the local fire safety authorities)

## Your advantages

- → High energy system efficiency thanks to IE4 motor and optimised hydraulics
- → Disproportionately large frequency converter control range from 25 Hz up to a maximum of 60 Hz for a large field of application
- → High reliability thanks to various protective features including overload protection, dry-running protection and automatic deactivation.
- → Easy setting and operation with the SCe switchgear thanks to LCD display, and green knob for adjustment.
- → Ready for building automation integration with the SCe switchgear via Modbus

## Scope of delivery

- → Factory-mounted, ready-for-connection pressure-boosting system checked for functionality and impermeability
- → Packaging
- → Installation and operating instructions

## Options

Other mains connections on request



= ready for delivery, L = supply availability, C = approx. 2 weeks, K = approx. 4 weeks, AX = up to 16 weeks delivery time, please inquire for every order, A = on request, = please contact Wilo
Subject to change – all prices do not include VAT. Our General Terms of Delivery and Service apply (see www.wilo.com/legal) – valid from 01/01/2022 in Germany.

**Price group: PG6**

## Ordering information

| Comfort-Vario COR MVIE.../SCe | Art. no. 2 pumps | | | Art. no. 3 pumps | | | Art. no. 4 pumps | | |
|---|---|---|---|---|---|---|---|---|---|
| | | | EUR | | | EUR | | | EUR |
| **7002/SCe** | 2552080 | K | **61,689.–** | 2552084 | K | **69,970.–** | 2552088 | K | **90,193.–** |
| **7003/1/SCe** | 2552081 | K | **57,942.–** | 2552085 | K | **77,257.–** | 2552089 | K | **95,244.–** |
| **7004/2/SCe** | 2552082 | K | **64,053.–** | 2552086 | K | **77,412.–** | 2552090 | K | **97,780.–** |
| **7004/SCe** | 2552083 | K | **69,190.–** | 2552087 | K | **83,928.–** | 2552091 | K | **140,112.–** |
| **9501/SCe** | 2552092 | K | **62,988.–** | 2552096 | K | **72,482.–** | 2552100 | K | **92,248.–** |
| **9502/1/SCe** | 2552093 | K | **66,089.–** | 2552097 | K | **77,952.–** | 2552101 | K | **98,535.–** |
| **9502/SCe** | 2552094 | K | **64,020.–** | 2552098 | K | **78,146.–** | 2552102 | K | **98,298.–** |
| **9503/2/SCe** | 2552095 | K | **65,291.–** | 2552099 | K | **84,214.–** | 2552103 | K | **105,388.–** |

## Additional charge

| Type | Description | Art. no. | | Price group | |
|---|---|---|---|---|---|
| | | | | | EUR |
| **Low-water cut-out switchgear kit WMS R ¼** | WMS R ¼ kit, pressure switch as low-water signal transmitter for direct connection to the suction-side pipe. | 2521150 | L | PG14 | **201.–** |
| **Low-water cut-out switchgear kit WMS R ¾** | **WMS R ¾ kit**, pressure switch as low-water signal transmitter for direct connection to the supply pressure-side pipe. | 2000424 | L | PG14 | **201.–** |

= ready for delivery, L = supply availability, C = approx. 2 weeks, K = approx. 4 weeks, AX = up to 16 weeks delivery time, please inquire for every order, A = on request, = please contact Wilo
Subject to change – all prices do not include VAT. Our General Terms of Delivery and Service apply (see www.wilo.com/legal) – valid from 01/01/2022 in Germany.



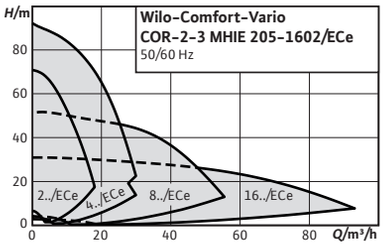


| Accessories | Page |
|---|---|
| Accessories | 477 |
| Commissioning/maintenance | 703 |

# Wilo-Comfort-Vario COR MHIE.../ECe

## Construction

Pressure-boosting system with 2 to 3 non-self-priming stainless steel high-pressure multistage centrifugal pumps switched in parallel with integrated frequency converter

## Application

- → Fully automatic water supply and pressure boosting in inlet mode, either from the public water supply network or from a tank, for domestic, commercial, industrial and municipal applications (e.g. residential, office, administration buildings, hotels, hospitals, trades, industry, water supply companies).
- → Pumping of drinking water and process water, cooling water or other service water, which do not affect the materials used, neither chemically nor mechanically, and do not contain any abrasive or long-fibre constituents

## Scope of delivery

- → Factory-mounted, ready for connection pressure-boosting system checked for functionality and impermeability

## Your advantages

- → Compact system with outstanding price/performance ratio due to MHIE series stainless steel high-pressure multistage centrifugal pumps with integrated air-cooled frequency converters
- → Super proportionally large control range
- → Integrated full motor protection with thermistor sensor (PTC)
- → Integrated dry-running detection with automatic deactivation in the event of low water via the motor control electronics
- → Drinking water approval (ACS, KTW, WRAS) for all components in contact with the fluid (EPDM version)

- → Packaging
- → Installation and operating instructions

## Options

Other mains connections on request



= ready for delivery, L = supply availability, C = approx. 2 weeks, K = approx. 4 weeks, AX = up to 16 weeks delivery time, please inquire for every order, A = on request, = please contact Wilo
Subject to change – all prices do not include VAT. Our General Terms of Delivery and Service apply (see www.wilo.com/legal) – valid from 01/01/2022 in Germany.

| Additional charge | | | | | |
|---|---|---|---|---|---|
| **Type** | **Description** | **Art. no.** | | **Price group** | |
| | | | | | EUR |
| **Low-water cut-out switchgear kit WMS R ¼** | WMS R ¼ kit, pressure switch as low-water signal transmitter for direct connection to the suction-side pipe. | 2521150 | L | PG14 | **201.–** |
| **Low-water cut-out switchgear kit WMS R ¾** | **WMS R ¾ kit**, pressure switch as low-water signal transmitter for direct connection to the supply pressure-side pipe. | 2000424 | L | PG14 | **201.–** |

**Price group: PG6**

| Ordering information (1~230 V) | | | | | | | |
|---|---|---|---|---|---|---|---|
| **Comfort-Vario COR MHIE.../ECe** | **Mains connection** | **Art. no.** 2 pumps | | | **Art. no.** 3 pumps | | |
| | | | | EUR | | | EUR |
| **403EM/ECe** | 1~230 V, 50/60 Hz | 2551682 | K | **10,528.–** | 2551684 | K | **12,972.–** |

**Price group: PG6**

| Ordering information (3~400 V) | | | | | | | |
|---|---|---|---|---|---|---|---|
| **Comfort-Vario COR MHIE.../ECe** | **Mains connection** | **Art. no.** 2 pumps | | | **Art. no.** 3 pumps | | |
| | | | | EUR | | | EUR |
| **205/ECe** | 3~400 V, 50/60 Hz | 2551651 | K | **9,581.–** | 2551656 | K | **11,926.–** |
| **403/ECe** | 3~400 V, 50/60 Hz | 2551652 | K | **10,335.–** | 2551657 | K | **12,850.–** |
| **406/ECe** | 3~400 V, 50/60 Hz | 2551653 | K | **11,572.–** | 2551658 | K | **14,484.–** |
| **803/ECe** | 3~400 V, 50/60 Hz | 2551654 | K | **12,139.–** | 2551659 | K | **15,428.–** |
| **1602/ECe** | 3~400 V, 50/60 Hz | 2551655 | K | **12,114.–** | 2551660 | K | **15,373.–** |

= ready for delivery, L = supply availability, C = approx. 2 weeks, K = approx. 4 weeks, AX = up to 16 weeks delivery time, please inquire for every order, A = on request, = please contact Wilo
Subject to change – all prices do not include VAT. Our General Terms of Delivery and Service apply (see www.wilo.com/legal) – valid from 01/01/2022 in Germany.



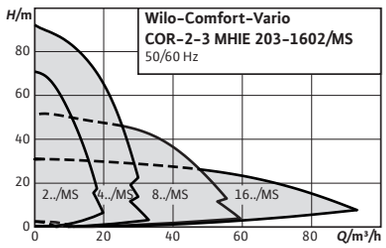


**Accessories** **Page**

Accessories 477
Commissioning/maintenance 703

# Wilo-Comfort-Vario COR MHIE.../MS

## Construction

Pressure-boosting system with 2 to 3 non self-priming stainless steel high-pressure multistage centrifugal pumps switched in parallel with integrated frequency converter

## Application

- → Fully automatic water supply and pressure boosting in inlet mode, either from the public water supply network or from a tank, for domestic, commercial, industrial and municipal applications (e.g. residential, office, administration buildings, hotels, hospitals, trades, industry, water supply companies)
- → Pumping drinking water, process water, cooling water or other industrial water, which does not affect the materials used, neither chemically nor mechanically, and does not have any abrasive or long-fibre constituents

## Your advantages

- → Easy installation thanks to compact system with two or three multistage horizontal MHIE pumps with integrated air-cooled frequency converter
- → High operational reliability thanks to full motor protection with PTC thermistor sensor and automatic dry-running detection
- → Drinking water approval (ACS) for pumps with components made of stainless steel that come into contact with the fluid
- → High operational reliability thanks to master/slave function

## Scope of delivery

- → Factory-mounted, ready for connection pressure-boosting system checked for functionality and impermeability
- → Packaging
- → Installation and operating instructions

**Additional charge**

| Type | Description | Art. no. | | Price group | |
|---|---|---|---|---|---|
| | | | | | EUR |
| **Low-water cut-out switchgear kit WMS R ¼** | WMS R ¼ kit, pressure switch as low-water signal transmitter for direct connection to the suction-side pipe. | 2521150 | L | PG14 | **201.-** |
| **Low-water cut-out switchgear kit WMS R ¾** | **WMS R ¾ kit**, pressure switch as low-water signal transmitter for direct connection to the supply pressure-side pipe. | 2000424 | L | PG14 | **201.-** |

= ready for delivery, L = supply availability, C = approx. 2 weeks, K = approx. 4 weeks, AX = up to 16 weeks delivery time, please inquire for every order, A = on request, = please contact Wilo
Subject to change – all prices do not include VAT. Our General Terms of Delivery and Service apply (see www.wilo.com/legal) – valid from 01/01/2022 in Germany.

**Price group: PG6**

| Ordering information (3~400 V) | | | | | | | |
|---|---|---|---|---|---|---|---|
| **Comfort-Vario COR MHIE.../MS** | **Mains connection** | **Art. no.** 2 pumps | | | **Art. no.** 3 pumps | | |
| | | | 🚚 | EUR | | 🚚 | EUR |
| **203/MS** | 3~400 V, 50/60 Hz | 4231041 | K | **8,636.–** | 4231051 | K | **11,896.–** |
| **205/MS** | 3~400 V, 50/60 Hz | 4231042 | K | **8,807.–** | 4231052 | K | **12,155.–** |
| **206/MS** | 3~400 V, 50/60 Hz | 4231043 | K | **9,046.–** | 4231053 | K | **12,511.–** |
| **402/MS** | 3~400 V, 50/60 Hz | 4231044 | K | **8,430.–** | 4231054 | K | **11,587.–** |
| **403/MS** | 3~400 V, 50/60 Hz | 4231045 | K | **8,746.–** | 4231055 | K | **12,062.–** |
| **404/MS** | 3~400 V, 50/60 Hz | 4231046 | K | **8,957.–** | 4231056 | K | **12,378.–** |
| **406/MS** | 3~400 V, 50/60 Hz | 4231047 | K | **9,530.–** | 4231057 | K | **13,235.–** |
| **802/MS** | 3~400 V, 50/60 Hz | 4231048 | K | **9,338.–** | 4231058 | K | **12,975.–** |
| **803/MS** | 3~400 V, 50/60 Hz | 4231049 | K | **9,794.–** | 4231059 | K | **13,659.–** |
| **1602/MS** | 3~400 V, 50/60 Hz | 4231050 | K | **10,007.–** | 4231060 | K | **14,951.–** |

🚚 = ready for delivery, L = supply availability, C = approx. 2 weeks, K = approx. 4 weeks, AX = up to 16 weeks delivery time, please inquire for every order, A = on request, 📞 = please contact Wilo
Subject to change – all prices do not include VAT. Our General Terms of Delivery and Service apply (see www.wilo.com/legal) – valid from 01/01/2022 in Germany.



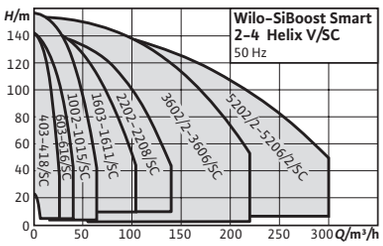


| Accessories | Page |
|---|---|
| Accessories | 477 |
| Commissioning/maintenance | 703 |

## Wilo-SiBoost Smart (FC) Helix V

### Construction
Highly efficient water-supply unit ready for connection (non self-priming) with 2 to 4 vertically arranged stainless steel high-pressure multistage centrifugal pumps in glanded version from the Helix V series switched in parallel, including Smart Controller SC (available with and without frequency converter FC)

### Application
- → Fully automatic water supply in inlet mode, in the field of public water supply, for pressure boosting from tanks or pressure pipes, for municipal, commercial, industrial and domestic applications (e.g. water supply companies, trade and industrial companies, residential, office or public facilities, administration buildings, hotels, hospitals).
- → Pumping of drinking water and process water, cooling water, fire water (apart from fire-extinguishing systems in accordance with DIN 14462 and with the approval of the local fire safety authorities) or other types of industrial water that do not attack the materials either chemically or mechanically and do not contain abrasive or long-fibre constituents.

### Your advantages
- → Heavy-duty system in accordance with DIN 1988 (EN 806)
- → 2 to 4 vertical Helix V series stainless steel high-pressure multistage centrifugal pumps switched in parallel
- → High-efficiency pump hydraulics
- → Pressure-loss optimised entire system
- → Control device SC, communication-capable for the monitoring of the system, LC display, simple navigation and adjustment via rotary knob without or with frequency converter for stepless control of the base-load pump

### Scope of delivery
- → Factory-mounted, ready-for-connection pressure-boosting system checked for functionality and impermeability
- → Packaging
- → Installation and operating instructions

### Options
Other mains connections on request

## Additional charge

| Type | Description | Art. no. | | Price group | |
|---|---|---|---|---|---|
| | | | | | EUR |
| **Low-water cut-out switchgear kit WMS R ¼** | WMS R ¼ kit, pressure switch as low-water signal transmitter for direct connection to the suction-side pipe. | 2521150 | L | PG14 | **201.–** |
| **Low-water cut-out switchgear kit WMS R ¾** | **WMS R ¾ kit**, pressure switch as low-water signal transmitter for direct connection to the supply pressure-side pipe. | 2000424 | L | PG14 | **201.–** |

**Price group: PG6**

## Ordering information

| SiBoost Smart (FC) Helix V | Art. no. 2 pumps | | | Art. no. 3 pumps | | | Art. no. 4 pumps | | |
|---|---|---|---|---|---|---|---|---|---|
| | | | EUR | | | EUR | | | EUR |
| – | 2547453 | A | ✆ | 2547513 | A | ✆ | 2547465 | A | ✆ |
| **403** | 2537580 | K | **13,597.–** | 2537590 | K | **17,111.–** | 2537600 | K | **21,271.–** |
| **404** | 2537581 | K | **13,886.–** | 2537591 | K | **17,478.–** | 2537601 | K | **21,725.–** |
| **406** | 2537582 | K | **14,465.–** | 2537592 | K | **18,203.–** | 2537602 | K | **22,627.–** |
| **407** | 2537583 | K | **14,610.–** | 2537593 | K | **18,388.–** | 2537603 | K | **22,856.–** |
| **409** | 2537584 | K | **14,900.–** | 2537594 | K | **18,750.–** | 2537604 | K | **23,310.–** |
| **410** | 2537585 | K | **15,188.–** | 2537595 | K | **19,115.–** | 2537605 | K | **23,759.–** |
| **412** | 2537586 | K | **15,476.–** | 2537596 | K | **19,478.–** | 2537606 | K | **24,213.–** |
| **414** | 2537587 | K | **15,767.–** | 2537597 | K | **19,843.–** | 2537607 | K | **24,667.–** |
| **416** | 2537588 | K | **16,055.–** | 2537598 | K | **20,207.–** | 2537608 | K | **25,117.–** |
| **418** | 2537589 | K | **16,636.–** | 2537599 | K | **20,935.–** | 2537609 | K | **26,024.–** |
| **603** | 2536033 | K | **14,947.–** | 2536047 | K | **19,261.–** | 2536061 | K | **21,974.–** |
| **604** | 2536034 | K | **15,283.–** | 2536048 | K | **19,698.–** | 2536062 | K | **22,470.–** |
| **605** | 2536035 | K | **15,619.–** | 2536049 | K | **20,127.–** | 2536063 | K | **22,963.–** |
| **606** | 2536036 | K | **16,123.–** | 2536050 | K | **20,778.–** | 2536064 | K | **23,706.–** |
| **607** | 2536037 | K | **16,458.–** | 2536051 | K | **21,213.–** | 2536065 | K | **24,200.–** |
| **608** | 2536038 | K | **16,796.–** | 2536052 | K | **21,643.–** | 2536066 | K | **24,693.–** |
| **609** | 2536039 | K | **16,962.–** | 2536053 | K | **21,862.–** | 2536067 | K | **24,939.–** |
| **610** | 2536040 | K | **17,132.–** | 2536054 | K | **22,077.–** | 2536068 | K | **25,186.–** |
| **611** | 2536041 | K | **17,298.–** | 2536055 | K | **22,292.–** | 2536069 | K | **25,433.–** |
| **612** | 2536042 | K | **17,634.–** | 2536056 | K | **22,727.–** | 2536070 | K | **25,928.–** |
| **613** | 2536043 | K | **17,802.–** | 2536057 | K | **22,943.–** | 2536071 | K | **26,174.–** |
| **614** | 2536044 | K | **18,139.–** | 2536058 | K | **23,377.–** | 2536072 | K | **26,670.–** |
| **615** | 2536045 | K | **18,306.–** | 2536059 | K | **23,592.–** | 2536073 | K | **26,913.–** |
| **616** | 2536046 | K | **18,811.–** | 2536060 | K | **24,242.–** | 2536074 | K | **27,656.–** |
| **1002** | 2536114 | K | **16,085.–** | 2536127 | K | **20,095.–** | 2536140 | K | **23,594.–** |
| **1003** | 2536115 | K | **17,023.–** | 2536128 | K | **21,263.–** | 2536141 | K | **25,239.–** |
| **1004** | 2536116 | K | **17,769.–** | 2536129 | K | **22,200.–** | 2536142 | K | **26,062.–** |
| **1005** | 2536117 | K | **18,331.–** | 2536130 | K | **22,899.–** | 2536143 | K | **26,885.–** |
| **1006** | 2536118 | K | **18,704.–** | 2536131 | K | **23,366.–** | 2536144 | K | **27,431.–** |
| **1007** | 2536119 | K | **19,265.–** | 2536132 | K | **24,068.–** | 2536145 | K | **28,806.–** |
| **1008** | 2536120 | K | **19,640.–** | 2536133 | K | **24,537.–** | 2536146 | K | **29,081.–** |
| **1009** | 2536121 | K | **20,387.–** | 2536134 | K | **25,472.–** | 2536147 | K | **29,902.–** |
| **1010** | 2536122 | K | **20,764.–** | 2536135 | K | **25,938.–** | 2536148 | K | **30,177.–** |
| **1011** | 2536123 | K | **20,949.–** | 2536136 | K | **26,172.–** | 2536149 | K | **30,449.–** |
| **1012** | 2536124 | K | **21,698.–** | 2536137 | K | **27,107.–** | 2536150 | K | **31,548.–** |
| **1013** | 2536125 | K | **21,881.–** | 2536138 | K | **27,340.–** | 2536151 | K | **32,097.–** |
| **1015** | 2536126 | K | **22,259.–** | 2536139 | K | **27,807.–** | 2536152 | K | **32,645.–** |

= ready for delivery, L = supply availability, C = approx. 2 weeks, K = approx. 4 weeks, AX = up to 16 weeks delivery time, please inquire for every order, A = on request, ✆ = please contact Wilo
Subject to change – all prices do not include VAT. Our General Terms of Delivery and Service apply (see www.wilo.com/legal) – valid from 01/01/2022 in Germany.

**Price group: PG6**

## Ordering information

| SiBoost Smart (FC) Helix V | Art. no. 2 pumps | | | Art. no. 3 pumps | | | Art. no. 4 pumps | | |
|---|---|---|---|---|---|---|---|---|---|
| | | | EUR | | | EUR | | | EUR |
| **1603** | 2536180 | K | **19,933.–** | 2536189 | K | **25,125.–** | 2536198 | K | **27,589.–** |
| **1604** | 2536181 | K | **20,596.–** | 2536190 | K | **25,963.–** | 2536199 | K | **28,507.–** |
| **1605** | 2536182 | K | **21,039.–** | 2536191 | K | **26,518.–** | 2536200 | K | **29,122.–** |
| **1606** | 2536183 | K | **22,148.–** | 2536192 | K | **27,915.–** | 2536201 | K | **30,654.–** |
| **1607** | 2536184 | K | **24,362.–** | 2536193 | K | **30,706.–** | 2536202 | K | **33,718.–** |
| **1608** | 2536185 | K | **25,470.–** | 2536194 | K | **32,102.–** | 2536203 | K | **35,251.–** |
| **1609** | 2536186 | K | **26,144.–** | 2536195 | K | **32,954.–** | 2536204 | K | **36,186.–** |
| **1610** | 2536187 | K | **28,089.–** | 2536196 | K | **35,405.–** | 2536205 | K | **38,879.–** |
| **1611** | 2536188 | K | **29,171.–** | 2536197 | K | **36,764.–** | 2536206 | K | **40,373.–** |
| **2202** | 2540738 | K | **24,125.–** | 2540745 | K | **32,442.–** | 2540752 | K | **38,193.–** |
| **2203** | 2540739 | K | **25,641.–** | 2540746 | K | **34,643.–** | 2540753 | K | **41,223.–** |
| **2204** | 2540740 | K | **27,243.–** | 2540747 | K | **37,003.–** | 2540754 | K | **43,577.–** |
| **2205** | 2540741 | K | **29,948.–** | 2540748 | K | **39,291.–** | 2540755 | K | **50,510.–** |
| **2206** | 2540742 | K | **32,395.–** | 2540749 | K | **41,858.–** | 2540756 | K | **52,127.–** |
| **2207** | 2540743 | K | **35,740.–** | 2540750 | K | **46,327.–** | 2540757 | K | **59,143.–** |
| **2208** | 2540744 | K | **38,044.–** | 2540751 | K | **48,656.–** | 2540758 | K | **61,721.–** |
| **3602** | 2540790 | K | **32,436.–** | 2540800 | K | **40,481.–** | 2540810 | K | **47,117.–** |
| **3602/2** | 2540789 | K | **29,865.–** | 2540799 | K | **37,268.–** | 2540809 | K | **43,379.–** |
| **3603** | 2540792 | K | **36,584.–** | 2540802 | K | **45,650.–** | 2540812 | K | **53,136.–** |
| **3603/1** | 2540791 | K | **34,183.–** | 2540801 | K | **42,656.–** | 2540811 | K | **49,648.–** |
| **3604** | 2540794 | K | **40,094.–** | 2540804 | K | **50,033.–** | 2540814 | K | **58,235.–** |
| **3604-ES** | 2547449 | A | ✆ | – | – | **–** | – | – | **–** |
| **3604/2** | 2540793 | K | **39,512.–** | 2540803 | K | **49,306.–** | 2540813 | K | **57,388.–** |
| **3605** | 2540796 | K | **46,358.–** | 2540806 | K | **57,851.–** | 2540816 | K | **67,336.–** |
| **3605/2** | 2540795 | K | **44,575.–** | 2540805 | K | **55,623.–** | 2540815 | K | **64,743.–** |
| **3606** | 2540798 | K | **52,087.–** | 2540808 | K | **64,997.–** | 2540818 | K | **75,652.–** |
| **3606/2** | 2540797 | K | **48,679.–** | 2540807 | K | **60,746.–** | 2540817 | K | **70,703.–** |
| **3606/2-ES** | – | – | **–** | – | – | **–** | 2547472 | A | ✆ |
| **5202** | 2540847 | K | **40,659.–** | 2540856 | K | **52,966.–** | 2540865 | K | **62,238.–** |
| **5202/2** | 2540846 | K | **37,547.–** | 2540855 | K | **48,910.–** | 2540864 | K | **57,470.–** |
| **5203** | 2540849 | K | **46,922.–** | 2540858 | K | **61,121.–** | 2540867 | K | **71,820.–** |
| **5203/2** | 2540848 | K | **44,172.–** | 2540857 | K | **57,542.–** | 2540866 | K | **67,608.–** |
| **5204** | 2540851 | K | **52,567.–** | 2540860 | K | **68,474.–** | 2540869 | K | **80,455.–** |
| **5204-ES** | – | – | **–** | 2547515 | A | ✆ | – | – | **–** |
| **5204/2** | 2540850 | K | **50,359.–** | 2540859 | K | **65,022.–** | 2540868 | K | **77,073.–** |
| **5205** | 2540853 | K | **58,307.–** | 2540862 | K | **75,954.–** | 2540871 | K | **91,272.–** |
| **5205/2** | 2540852 | K | **56,540.–** | 2540861 | K | **71,352.–** | 2540870 | K | **87,892.–** |
| **5206/2** | 2540854 | K | **62,285.–** | 2540863 | K | **81,134.–** | 2540872 | K | **95,328.–** |

Water supply

🚚 = ready for delivery, L = supply availability, C = approx. 2 weeks, K = approx. 4 weeks, AX = up to 16 weeks delivery time, please inquire for every order, A = on request, ✆ = please contact Wilo
Subject to change – all prices do not include VAT. Our General Terms of Delivery and Service apply (see www.wilo.com/legal) – valid from 01/01/2022 in Germany.

**Price group: PG6**

**Ordering information**

| SiBoost Smart (FC) Helix V | Art. no. 2 pumps | | EUR | Art. no. 3 pumps | | EUR | Art. no. 4 pumps | | EUR |
|---|---|---|---|---|---|---|---|---|---|
| – | 2547475 | A | ✆ | 2547429 | A | ✆ | 2547435 | A | ✆ |
| **403** | 2537550 | K | **12,121.–** | 2537560 | K | **15,549.–** | 2537570 | K | **18,679.–** |
| **404** | 2537551 | K | **12,381.–** | 2537561 | K | **15,878.–** | 2537571 | K | **19,075.–** |
| **406** | 2537552 | K | **12,895.–** | 2537562 | K | **16,542.–** | 2537572 | K | **19,871.–** |
| **407** | 2537553 | K | **13,026.–** | 2537563 | K | **16,705.–** | 2537573 | K | **20,068.–** |
| **409** | 2537554 | K | **13,284.–** | 2537564 | K | **17,036.–** | 2537574 | K | **20,465.–** |
| **410** | 2537555 | K | **13,540.–** | 2537565 | K | **17,366.–** | 2537575 | K | **20,864.–** |
| **412** | 2537556 | K | **13,799.–** | 2537566 | K | **17,698.–** | 2537576 | K | **21,261.–** |
| **414** | 2537557 | K | **14,057.–** | 2537567 | K | **18,030.–** | 2537577 | K | **21,657.–** |
| **416** | 2537558 | K | **14,314.–** | 2537568 | K | **18,359.–** | 2537578 | K | **22,056.–** |
| **418** | 2537559 | K | **14,830.–** | 2537569 | K | **19,023.–** | 2537579 | K | **22,850.–** |
| **603** | 2535991 | K | **11,172.–** | 2536005 | K | **14,045.–** | 2536019 | K | **16,683.–** |
| **604** | 2535992 | K | **11,423.–** | 2536006 | K | **14,331.–** | 2536020 | K | **17,057.–** |
| **605** | 2535993 | K | **11,675.–** | 2536007 | K | **14,617.–** | 2536021 | K | **17,435.–** |
| **606** | 2535994 | K | **12,050.–** | 2536008 | K | **14,905.–** | 2536022 | K | **17,995.–** |
| **607** | 2535995 | K | **12,300.–** | 2536009 | K | **15,476.–** | 2536023 | K | **18,371.–** |
| **608** | 2535996 | K | **12,554.–** | 2536010 | K | **15,765.–** | 2536024 | K | **18,745.–** |
| **609** | 2535997 | K | **12,679.–** | 2536011 | K | **16,051.–** | 2536025 | K | **18,932.–** |
| **610** | 2535998 | K | **12,804.–** | 2536012 | K | **16,340.–** | 2536026 | K | **19,122.–** |
| **611** | 2535999 | K | **12,930.–** | 2536013 | K | **16,623.–** | 2536027 | K | **19,308.–** |
| **612** | 2536000 | K | **13,179.–** | 2536014 | K | **16,167.–** | 2536028 | K | **19,682.–** |
| **613** | 2536001 | K | **13,303.–** | 2536015 | K | **16,305.–** | 2536029 | K | **19,871.–** |
| **614** | 2536002 | K | **13,555.–** | 2536016 | K | **16,577.–** | 2536030 | K | **20,244.–** |
| **615** | 2536003 | K | **13,682.–** | 2536017 | K | **17,629.–** | 2536031 | K | **20,435.–** |
| **616** | 2536004 | K | **14,059.–** | 2536018 | K | **18,057.–** | 2536032 | K | **20,994.–** |
| **1002** | 2536075 | K | **11,951.–** | 2536088 | K | **15,195.–** | 2536101 | K | **17,431.–** |
| **1003** | 2536076 | K | **12,209.–** | 2536089 | K | **15,870.–** | 2536102 | K | **18,223.–** |
| **1004** | 2536077 | K | **12,597.–** | 2536090 | K | **16,377.–** | 2536103 | K | **18,815.–** |
| **1005** | 2536078 | K | **12,729.–** | 2536091 | K | **16,546.–** | 2536104 | K | **19,409.–** |
| **1006** | 2536079 | K | **12,988.–** | 2536092 | K | **16,884.–** | 2536105 | K | **19,806.–** |
| **1007** | 2536080 | K | **13,381.–** | 2536093 | K | **17,390.–** | 2536106 | K | **20,795.–** |
| **1008** | 2536081 | K | **13,507.–** | 2536094 | K | **17,558.–** | 2536107 | K | **20,994.–** |
| **1009** | 2536082 | K | **13,638.–** | 2536095 | K | **18,063.–** | 2536108 | K | **21,589.–** |
| **1010** | 2536083 | K | **13,897.–** | 2536096 | K | **18,233.–** | 2536109 | K | **21,786.–** |
| **1011** | 2536084 | K | **14,158.–** | 2536097 | K | **18,404.–** | 2536110 | K | **21,985.–** |
| **1012** | 2536085 | K | **14,937.–** | 2536098 | K | **18,911.–** | 2536111 | K | **22,777.–** |
| **1013** | 2536086 | K | **15,196.–** | 2536099 | K | **19,416.–** | 2536112 | K | **23,173.–** |
| **1015** | 2536087 | K | **15,584.–** | 2536100 | K | **19,752.–** | 2536113 | K | **23,568.–** |
| **1603** | 2536153 | K | **14,194.–** | 2536162 | K | **18,662.–** | 2536171 | K | **21,865.–** |
| **1604** | 2536154 | K | **14,669.–** | 2536163 | K | **19,285.–** | 2536172 | K | **22,593.–** |
| **1605** | 2536155 | K | **14,981.–** | 2536164 | K | **19,702.–** | 2536173 | K | **23,077.–** |
| **1606** | 2536156 | K | **15,772.–** | 2536165 | K | **20,734.–** | 2536174 | K | **24,296.–** |
| **1607** | 2536157 | K | **17,351.–** | 2536166 | K | **22,808.–** | 2536175 | K | **27,615.–** |
| **1608** | 2536158 | K | **18,136.–** | 2536167 | K | **23,848.–** | 2536176 | K | **28,870.–** |
| **1609** | 2536159 | K | **17,799.–** | 2536168 | K | **23,403.–** | 2536177 | K | **28,329.–** |
| **1610** | 2536160 | K | **19,123.–** | 2536169 | K | **25,142.–** | 2536178 | K | **30,437.–** |
| **1611** | 2536161 | K | **19,859.–** | 2536170 | K | **26,109.–** | 2536179 | K | **31,605.–** |

🚚 = ready for delivery, L = supply availability, C = approx. 2 weeks, K = approx. 4 weeks, AX = up to 16 weeks delivery time, please inquire for every order, A = on request, ✆ = please contact Wilo
Subject to change – all prices do not include VAT. Our General Terms of Delivery and Service apply (see www.wilo.com/legal) – valid from 01/01/2022 in Germany.

**Price group: PG6**

## Ordering information

| SiBoost Smart (FC) Helix V | Art. no. 2 pumps | | | Art. no. 3 pumps | | | Art. no. 4 pumps | | |
|---|---|---|---|---|---|---|---|---|---|
| | | 🚚 | EUR | | 🚚 | EUR | | 🚚 | EUR |
| **2202** | 2540717 | K | **16,630.–** | 2540724 | K | **22,344.–** | 2540731 | K | **27,507.–** |
| **2203** | 2540718 | K | **17,362.–** | 2540725 | K | **23,170.–** | 2540732 | K | **28,702.–** |
| **2204** | 2540719 | K | **18,236.–** | 2540726 | K | **24,576.–** | 2540733 | K | **30,393.–** |
| **2204-ES** | – | – | **–** | 2547381 | A | 📞 | – | – | **–** |
| **2205** | 2540720 | K | **19,573.–** | 2540727 | K | **27,241.–** | 2540734 | K | **34,817.–** |
| **2206** | 2540721 | K | **20,513.–** | 2540728 | K | **28,151.–** | 2540735 | K | **35,962.–** |
| **2207** | 2540722 | K | **22,451.–** | 2540729 | K | **30,582.–** | 2540736 | K | **39,205.–** |
| **2208** | 2540723 | K | **24,167.–** | 2540730 | K | **32,749.–** | 2540737 | K | **42,173.–** |
| **3602** | 2540760 | K | **19,678.–** | 2540770 | K | **27,043.–** | 2540780 | K | **34,803.–** |
| **3602/2** | 2540759 | K | **18,584.–** | 2540769 | K | **26,057.–** | 2540779 | K | **33,533.–** |
| **3603** | 2540762 | K | **22,709.–** | 2540772 | K | **31,845.–** | 2540782 | K | **40,982.–** |
| **3603/1** | 2540761 | K | **21,378.–** | 2540771 | K | **29,980.–** | 2540781 | K | **38,581.–** |
| **3604** | 2540764 | K | **24,899.–** | 2540774 | K | **35,268.–** | 2540784 | K | **45,384.–** |
| **3604/2** | 2540763 | K | **24,082.–** | 2540773 | K | **33,771.–** | 2540783 | K | **43,461.–** |
| **3605** | 2540766 | K | **28,872.–** | 2540776 | K | **41,298.–** | 2540786 | K | **53,148.–** |
| **3605/2** | 2540765 | K | **28,051.–** | 2540775 | K | **39,727.–** | 2540785 | K | **51,128.–** |
| **3606** | 2540768 | K | **33,522.–** | 2540778 | K | **47,950.–** | 2540788 | K | **61,708.–** |
| **3606/2** | 2540767 | K | **31,176.–** | 2540777 | K | **44,590.–** | 2540787 | K | **57,384.–** |
| **3606/2-ES** | – | – | **–** | – | – | **–** | 2547442 | A | 📞 |
| **5202** | 2540820 | K | **25,420.–** | 2540829 | K | **37,248.–** | 2540838 | K | **46,762.–** |
| **5202/2** | 2540819 | K | **23,474.–** | 2540828 | K | **34,394.–** | 2540837 | K | **43,181.–** |
| **5203** | 2540822 | K | **29,334.–** | 2540831 | K | **42,983.–** | 2540840 | K | **53,962.–** |
| **5203/2** | 2540821 | K | **27,617.–** | 2540830 | K | **40,466.–** | 2540839 | K | **50,801.–** |
| **5204** | 2540824 | K | **32,168.–** | 2540833 | K | **47,129.–** | 2540842 | K | **59,166.–** |
| **5204/2** | 2540823 | K | **30,380.–** | 2540832 | K | **44,513.–** | 2540841 | K | **55,881.–** |
| **5204/2-ES** | 2547478 | A | 📞 | – | – | **–** | – | – | **–** |
| **5205** | 2540826 | K | **35,226.–** | 2540835 | K | **51,615.–** | 2540844 | K | **64,796.–** |
| **5205/2** | 2540825 | K | **34,222.–** | 2540834 | K | **50,143.–** | 2540843 | K | **62,953.–** |
| **5206/2** | 2540827 | K | **38,036.–** | 2540836 | K | **55,728.–** | 2540845 | K | **69,960.–** |



🚚 = ready for delivery, L = supply availability, C = approx. 2 weeks, K = approx. 4 weeks, AX = up to 16 weeks delivery time, please inquire for every order, A = on request, 📞 = please contact Wilo
Subject to change – all prices do not include VAT. Our General Terms of Delivery and Service apply (see www.wilo.com/legal) – valid from 01/01/2022 in Germany.



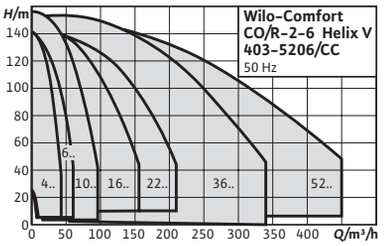


| Accessories | Page |
|---|---|
| Accessories | 477 |
| Commissioning/maintenance | 703 |

# Wilo-Comfort CO-/COR-Helix V.../CC

## Construction

Highly efficient, ready for connection water-supply unit (non self-priming) with 2 to 6 vertically arranged glanded stainless steel high-pressure multistage centrifugal pumps from the Helix V series switched in parallel, including Comfort Controller CC (available with and without frequency converter)

## Application

- → Fully automatic water supply and pressure boosting in inlet mode, either from the public water supply network or from a tank, for domestic, commercial, industrial and municipal applications (e.g. residential, office, administration buildings, hotels, hospitals, trades, industry, water supply companies).
- → Pumping of drinking water and process water, cooling water, fire water (apart from fire-extinguishing systems in accordance with DIN 14462 and with the approval of the local fire safety authorities) or other types of industrial water that do not attack the materials either chemically or mechanically and do not contain abrasive or long-fibre constituents.

## Scope of delivery

- → Factory-mounted, ready-for-connection pressure-boosting system checked for functionality and impermeability
- → Packaging
- → Installation and operating instructions
- → Transport lugs for self-assembly

## Your advantages

- → Heavy-duty system in accordance with DIN 1988 (EN 806)
- → High-efficiency pump hydraulics
- → Pressure-loss optimised entire system
- → 2 to 6 vertical Helix V series stainless steel high-pressure multistage centrifugal pumps switched in parallel
- → Comfort CC control / regulation unit with extended functions, microcomputer and touchscreen, with or without frequency converter for infinitely variable control of the base-load pump

## Options

Other mains connections on request

## Additional charge

| Type | Description | Art. no. | | Price group | |
|---|---|---|---|---|---|
| | | | | | EUR |
| **Low-water cut-out switchgear kit WMS R ¼** | WMS R ¼ kit, pressure switch as low-water signal transmitter for direct connection to the suction-side pipe. | 2521150 | L | PG14 | **201.–** |
| **Low-water cut-out switchgear kit WMS R ¾** | **WMS R ¾ kit**, pressure switch as low-water signal transmitter for direct connection to the supply pressure-side pipe. | 2000424 | L | PG14 | **201.–** |

**Price group: PG6**

## Ordering information

| Comfort CO-/COR-Helix V.../CC | Art. no. 2 pumps | | | Art. no. 3 pumps | | | Art. no. 4 pumps | | |
|---|---|---|---|---|---|---|---|---|---|
| | | | EUR | | | EUR | | | EUR |
| **403/K/CC** | 2536455 | K | **15,995.–** | 2536465 | K | **20,131.–** | 2536475 | K | **25,026.–** |
| **404/K/CC** | 2536456 | K | **16,340.–** | 2536466 | K | **20,561.–** | 2536476 | K | **25,557.–** |
| **406/K/CC** | 2536457 | K | **17,017.–** | 2536467 | K | **21,416.–** | 2536477 | K | **26,623.–** |
| **407/K/CC** | 2536458 | K | **17,186.–** | 2536468 | K | **21,632.–** | 2536478 | K | **26,890.–** |
| **409/K/CC** | 2536459 | K | **17,529.–** | 2536469 | K | **22,060.–** | 2536479 | K | **27,422.–** |
| **410/K/CC** | 2536460 | K | **17,867.–** | 2536470 | K | **22,487.–** | 2536480 | K | **27,954.–** |
| **412/K/CC** | 2536461 | K | **18,211.–** | 2536471 | K | **22,917.–** | 2536481 | K | **28,488.–** |
| **414/K/CC** | 2536462 | K | **18,550.–** | 2536472 | K | **23,345.–** | 2536482 | K | **29,017.–** |
| **416/K/CC** | 2536463 | K | **18,889.–** | 2536473 | K | **23,773.–** | 2536483 | K | **29,553.–** |
| **418/K/CC** | 2536464 | K | **19,571.–** | 2536474 | K | **24,631.–** | 2536484 | K | **30,618.–** |
| **603/K/CC** | 2535380 | K | **18,396.–** | 2535394 | K | **23,706.–** | 2535408 | K | **27,041.–** |
| **604/K/CC** | 2535381 | K | **18,806.–** | 2535395 | K | **24,238.–** | 2535409 | K | **27,652.–** |
| **605/K/CC** | 2535382 | K | **19,222.–** | 2535396 | K | **24,770.–** | 2535410 | K | **28,261.–** |
| **606/K/CC** | 2535383 | K | **19,841.–** | 2535397 | K | **25,567.–** | 2535411 | K | **29,171.–** |
| **607/K/CC** | 2535384 | K | **20,258.–** | 2535398 | K | **26,102.–** | 2535412 | K | **29,780.–** |
| **608/K/CC** | 2535385 | K | **20,668.–** | 2535399 | K | **26,633.–** | 2535413 | K | **30,388.–** |
| **609/K/CC** | 2535386 | K | **20,874.–** | 2535400 | K | **26,901.–** | 2535414 | K | **30,690.–** |
| **610/K/CC** | 2535387 | K | **21,083.–** | 2535401 | K | **27,167.–** | 2535415 | K | **30,993.–** |
| **611/K/CC** | 2535388 | K | **21,287.–** | 2535402 | K | **27,431.–** | 2535416 | K | **31,299.–** |
| **612/K/CC** | 2535389 | K | **21,702.–** | 2535403 | K | **27,967.–** | 2535417 | K | **31,905.–** |
| **613/K/CC** | 2535390 | K | **21,909.–** | 2535404 | K | **28,231.–** | 2535418 | K | **32,209.–** |
| **614/K/CC** | 2535391 | K | **22,322.–** | 2535405 | K | **28,764.–** | 2535419 | K | **32,815.–** |
| **615/K/CC** | 2535392 | K | **22,529.–** | 2535406 | K | **29,032.–** | 2535420 | K | **33,123.–** |
| **616/K/CC** | 2535393 | K | **23,149.–** | 2535407 | K | **29,832.–** | 2535421 | K | **34,034.–** |
| **1002/K/CC** | 2534160 | K | **19,795.–** | 2534174 | K | **24,731.–** | 2534188 | K | **29,034.–** |
| **1003/K/CC** | 2534161 | K | **20,945.–** | 2534175 | K | **26,168.–** | 2534189 | K | **31,058.–** |
| **1004/K/CC** | 2534162 | K | **21,868.–** | 2534176 | K | **27,315.–** | 2534190 | K | **32,071.–** |
| **1005/K/CC** | 2534163 | K | **22,558.–** | 2534177 | K | **28,180.–** | 2534191 | K | **33,083.–** |
| **1006/K/CC** | 2534164 | K | **23,017.–** | 2534178 | K | **28,755.–** | 2534192 | K | **33,757.–** |
| **1007/K/CC** | 2534165 | K | **23,708.–** | 2534179 | K | **29,619.–** | 2534193 | K | **35,449.–** |
| **1008/K/CC** | 2534166 | K | **24,170.–** | 2534180 | K | **30,195.–** | 2534194 | K | **35,786.–** |
| **1009/K/CC** | 2534167 | K | **25,088.–** | 2534181 | K | **31,341.–** | 2534195 | K | **36,799.–** |
| **1010/K/CC** | 2534168 | K | **25,550.–** | 2534182 | K | **31,920.–** | 2534196 | K | **37,135.–** |
| **1011/K/CC** | 2534169 | K | **25,780.–** | 2534183 | K | **32,207.–** | 2534197 | K | **37,474.–** |
| **1012/K/CC** | 2534170 | K | **26,698.–** | 2534184 | K | **33,355.–** | 2534198 | K | **38,823.–** |
| **1013/K/CC** | 2534171 | K | **26,931.–** | 2534185 | K | **33,646.–** | 2534199 | K | **39,500.–** |
| **1015/K/CC** | 2534173 | K | **27,390.–** | 2534187 | K | **34,219.–** | 2534201 | K | **40,173.–** |
| **1603/K/CC** | 2532253 | K | **25,266.–** | 2532264 | K | **31,844.–** | 2532275 | K | **34,968.–** |

= ready for delivery, L = supply availability, C = approx. 2 weeks, K = approx. 4 weeks, AX = up to 16 weeks delivery time, please inquire for every order, A = on request, = please contact Wilo
Subject to change – all prices do not include VAT. Our General Terms of Delivery and Service apply (see www.wilo.com/legal) – valid from 01/01/2022 in Germany.

**Price group: PG6**

| Ordering information | | | | | | | | | |
|---|---|---|---|---|---|---|---|---|---|
| **Comfort CO-/COR-Helix V.../CC** | **Art. no.** 2 pumps | | | **Art. no.** 3 pumps | | | **Art. no.** 4 pumps | | |
| | | | EUR | | | EUR | | | EUR |
| **1604/K/CC** | 2532254 | K | **26,107.–** | 2532265 | K | **32,907.–** | 2532276 | K | **36,135.–** |
| **1605/K/CC** | 2532255 | K | **26,669.–** | 2532266 | K | **33,612.–** | 2532277 | K | **36,910.–** |
| **1606/K/CC** | 2532256 | K | **28,073.–** | 2532267 | K | **35,383.–** | 2532278 | K | **38,854.–** |
| **1607/K/CC** | 2532257 | K | **30,878.–** | 2532268 | K | **38,920.–** | 2532279 | K | **42,738.–** |
| **1608/K/CC** | 2532258 | K | **32,282.–** | 2532269 | K | **40,690.–** | 2532280 | K | **44,681.–** |
| **1609/K/CC** | 2532259 | K | **33,968.–** | 2532270 | K | **42,812.–** | 2532281 | K | **47,015.–** |
| **1610/K/CC** | 2532260 | K | **36,492.–** | 2532271 | K | **45,999.–** | 2532282 | K | **50,511.–** |
| **1611/K/CC** | 2532261 | K | **37,896.–** | 2532272 | K | **47,761.–** | 2532283 | K | **52,451.–** |
| **2202/K/CC** | 2530547 | K | **28,380.–** | 2530554 | K | **38,168.–** | 2530561 | K | **44,933.–** |
| **2203/K/CC** | 2530548 | K | **30,165.–** | 2530555 | K | **40,756.–** | 2530562 | K | **48,498.–** |
| **2204/K/CC** | 2530549 | K | **32,049.–** | 2530556 | K | **43,532.–** | 2530563 | K | **51,265.–** |
| **2205/K/CC** | 2530550 | K | **35,232.–** | 2530557 | K | **46,224.–** | 2530564 | K | **54,310.–** |
| **2206/K/CC** | 2530551 | K | **38,112.–** | 2530558 | K | **49,242.–** | 2530565 | K | **56,053.–** |
| **2207/K/CC** | 2530552 | K | **42,048.–** | 2530559 | K | **54,501.–** | 2530566 | K | **63,593.–** |
| **2208/K/CC** | 2530553 | K | **44,759.–** | 2530560 | K | **57,243.–** | 2530567 | K | **66,367.–** |
| **3602/2/K/CC** | 2530623 | K | **35,136.–** | 2530631 | K | **43,843.–** | 2530639 | K | **51,033.–** |
| **3602/K/CC** | 2530624 | K | **38,162.–** | 2530632 | K | **47,622.–** | 2530640 | K | **55,432.–** |
| **3603/1/K/CC** | 2530625 | K | **40,216.–** | 2530633 | K | **50,184.–** | 2530641 | K | **58,408.–** |
| **3603/K/CC** | 2530626 | K | **43,041.–** | 2530634 | K | **53,707.–** | 2530642 | K | **62,515.–** |
| **3604/2/K/CC** | 2532370 | K | **46,484.–** | 2532373 | K | **58,006.–** | 2532376 | K | **67,516.–** |
| **3604/K/CC** | 2530627 | K | **47,167.–** | 2530635 | K | **58,861.–** | 2530643 | K | **68,513.–** |
| **3605/2/K/CC** | 2532371 | K | **49,528.–** | 2532374 | K | **61,802.–** | 2532377 | K | **71,936.–** |
| **3605/K/CC** | 2530628 | K | **51,513.–** | 2530636 | K | **64,281.–** | 2530644 | K | **74,819.–** |
| **3606/2/K/CC** | 2530629 | K | **54,090.–** | 2530637 | K | **67,495.–** | 2530645 | K | **78,558.–** |
| **3606/K/CC** | 2532372 | K | **57,873.–** | 2532375 | K | **72,218.–** | 2532378 | K | **84,057.–** |
| **5202/2/K/CC** | 2530708 | K | **41,719.–** | 2530717 | K | **57,544.–** | 2530726 | K | **67,611.–** |
| **5202/K/CC** | 2530709 | K | **45,179.–** | 2530718 | K | **62,314.–** | 2530727 | K | **73,220.–** |
| **5203/2/K/CC** | 2530710 | K | **49,082.–** | 2530719 | K | **67,693.–** | 2530728 | K | **79,537.–** |
| **5203/K/CC** | 2530711 | K | **52,132.–** | 2530720 | K | **71,908.–** | 2530729 | K | **84,492.–** |
| **5204/2/K/CC** | 2530712 | K | **55,952.–** | 2530721 | K | **76,499.–** | 2530730 | K | **90,675.–** |
| **5204/K/CC** | 2530713 | K | **58,406.–** | 2530722 | K | **80,555.–** | 2530731 | K | **94,652.–** |
| **5205/2/K/CC** | 2530714 | K | **62,823.–** | 2530723 | K | **83,943.–** | 2530732 | K | **103,403.–** |
| **5205/K/CC** | 2530715 | K | **64,786.–** | 2530724 | K | **89,358.–** | 2530733 | K | **107,379.–** |
| **5206/2/K/CC** | 2532391 | K | **69,206.–** | 2532392 | K | **95,450.–** | 2532393 | K | **112,152.–** |

**Price group: PG6**

| Ordering information | | | | | | |
|---|---|---|---|---|---|---|
| **Comfort CO-/COR-Helix V.../CC** | **Art. no.** 5 pumps | | | **Art. no.** 6 pumps | | |
| | | | EUR | | | EUR |
| **403/K/CC** | 2536435 | K | **25,796.–** | 2536445 | K | **28,492.–** |
| **404/K/CC** | 2536436 | K | **26,346.–** | 2536446 | K | **29,098.–** |
| **406/K/CC** | 2536437 | K | **27,446.–** | 2536447 | K | **30,309.–** |
| **407/K/CC** | 2536438 | K | **27,718.–** | 2536448 | K | **30,612.–** |
| **409/K/CC** | 2536439 | K | **28,270.–** | 2536449 | K | **31,219.–** |
| **410/K/CC** | 2536440 | K | **28,817.–** | 2536450 | K | **31,826.–** |
| **412/K/CC** | 2536441 | K | **29,366.–** | 2536451 | K | **32,432.–** |
| **414/K/CC** | 2536442 | K | **29,914.–** | 2536452 | K | **33,038.–** |

= ready for delivery, L = supply availability, C = approx. 2 weeks, K = approx. 4 weeks, AX = up to 16 weeks delivery time, please inquire for every order, A = on request, = please contact Wilo
Subject to change – all prices do not include VAT. Our General Terms of Delivery and Service apply (see www.wilo.com/legal) – valid from 01/01/2022 in Germany.

**Price group: PG6**

## Ordering information

| Comfort CO-/COR-Helix V.../CC | Art. no. 5 pumps | | | Art. no. 6 pumps | | |
|---|---|---|---|---|---|---|
| | | | EUR | | | EUR |
| **416/K/CC** | 2536443 | K | **30,463.–** | 2536453 | K | **33,645.–** |
| **418/K/CC** | 2536444 | K | **31,560.–** | 2536454 | K | **34,855.–** |
| **603/K/CC** | 2535352 | K | **21,517.–** | 2535366 | K | **23,976.–** |
| **604/K/CC** | 2535353 | K | **22,002.–** | 2535367 | K | **24,510.–** |
| **605/K/CC** | 2535354 | K | **22,480.–** | 2535368 | K | **25,049.–** |
| **606/K/CC** | 2535355 | K | **23,209.–** | 2535369 | K | **25,860.–** |
| **607/K/CC** | 2535356 | K | **23,692.–** | 2535370 | K | **26,396.–** |
| **608/K/CC** | 2535357 | K | **24,178.–** | 2535371 | K | **26,938.–** |
| **609/K/CC** | 2535358 | K | **24,414.–** | 2535372 | K | **27,205.–** |
| **610/K/CC** | 2535359 | K | **24,660.–** | 2535373 | K | **27,475.–** |
| **611/K/CC** | 2535360 | K | **24,901.–** | 2535374 | K | **27,745.–** |
| **612/K/CC** | 2535361 | K | **25,384.–** | 2535375 | K | **28,280.–** |
| **613/K/CC** | 2535362 | K | **25,626.–** | 2535376 | K | **28,551.–** |
| **614/K/CC** | 2535363 | K | **26,110.–** | 2535377 | K | **29,090.–** |
| **615/K/CC** | 2535364 | K | **26,350.–** | 2535378 | K | **29,361.–** |
| **616/K/CC** | 2535365 | K | **27,078.–** | 2535379 | K | **30,168.–** |
| **1002/K/CC** | 2534132 | K | **24,085.–** | 2534146 | K | **26,640.–** |
| **1003/K/CC** | 2534133 | K | **25,181.–** | 2534147 | K | **27,854.–** |
| **1004/K/CC** | 2534134 | K | **26,004.–** | 2534148 | K | **28,761.–** |
| **1005/K/CC** | 2534135 | K | **26,824.–** | 2534149 | K | **29,666.–** |
| **1006/K/CC** | 2534136 | K | **27,369.–** | 2534150 | K | **30,275.–** |
| **1007/K/CC** | 2534137 | K | **28,739.–** | 2534151 | K | **31,787.–** |
| **1008/K/CC** | 2534138 | K | **29,013.–** | 2534152 | K | **32,094.–** |
| **1009/K/CC** | 2534139 | K | **29,836.–** | 2534153 | K | **33,001.–** |
| **1010/K/CC** | 2534140 | K | **30,108.–** | 2534154 | K | **33,303.–** |
| **1011/K/CC** | 2534141 | K | **30,382.–** | 2534155 | K | **33,606.–** |
| **1012/K/CC** | 2534142 | K | **31,479.–** | 2534156 | K | **34,817.–** |
| **1013/K/CC** | 2534143 | K | **32,023.–** | 2534157 | K | **35,420.–** |
| **1015/K/CC** | 2534145 | K | **32,571.–** | 2534159 | K | **36,026.–** |
| **1603/K/CC** | 2532231 | K | **31,535.–** | 2532242 | K | **36,623.–** |
| **1604/K/CC** | 2532232 | K | **32,588.–** | 2532243 | K | **37,844.–** |
| **1605/K/CC** | 2532233 | K | **33,288.–** | 2532244 | K | **38,661.–** |
| **1606/K/CC** | 2532234 | K | **35,041.–** | 2532245 | K | **40,693.–** |
| **1607/K/CC** | 2532235 | K | **38,544.–** | 2532246 | K | **44,765.–** |
| **1608/K/CC** | 2532236 | K | **40,295.–** | 2532247 | K | **46,796.–** |
| **1609/K/CC** | 2532237 | K | **42,399.–** | 2532248 | K | **49,238.–** |
| **1610/K/CC** | 2532238 | K | **45,553.–** | 2532249 | K | **52,903.–** |
| **1611/K/CC** | 2532239 | K | **47,302.–** | 2532250 | K | **54,937.–** |
| **2202/K/CC** | 2530533 | K | **37,828.–** | 2530540 | K | **43,091.–** |
| **2203/K/CC** | 2530534 | K | **39,406.–** | 2530541 | K | **46,182.–** |
| **2204/K/CC** | 2530535 | K | **42,930.–** | 2530542 | K | **49,310.–** |
| **2205/K/CC** | 2530536 | K | **47,054.–** | 2530543 | K | **54,625.–** |
| **2206/K/CC** | 2530537 | K | **48,968.–** | 2530544 | K | **56,688.–** |
| **2207/K/CC** | 2530538 | K | **54,170.–** | 2530545 | K | **62,449.–** |
| **2208/K/CC** | 2530539 | K | **58,018.–** | 2530546 | K | **67,471.–** |
| **3602/2/K/CC** | 2530607 | K | **48,253.–** | 2530615 | K | **57,048.–** |
| **3602/K/CC** | 2530608 | K | **50,077.–** | 2530616 | K | **59,206.–** |

= ready for delivery, L = supply availability, C = approx. 2 weeks, K = approx. 4 weeks, AX = up to 16 weeks delivery time, please inquire for every order, A = on request, = please contact Wilo
Subject to change – all prices do not include VAT. Our General Terms of Delivery and Service apply (see www.wilo.com/legal) – valid from 01/01/2022 in Germany.

**Price group: PG6**

**Ordering information**

| Comfort CO-/COR-Helix V.../CC | Art. no. 5 pumps | | EUR | Art. no. 6 pumps | | EUR |
|---|---|---|---|---|---|---|
| **3603/1/K/CC** | 2530609 | K | **55,512.–** | 2530617 | K | **65,632.–** |
| **3603/K/CC** | 2530610 | K | **58,966.–** | 2530618 | K | **69,714.–** |
| **3604/2/K/CC** | 2532364 | K | **62,530.–** | 2532367 | K | **73,931.–** |
| **3604/K/CC** | 2530611 | K | **65,300.–** | 2530619 | K | **77,203.–** |
| **3605/2/K/CC** | 2532365 | K | **69,478.–** | 2532368 | K | **82,142.–** |
| **3605/K/CC** | 2530612 | K | **72,222.–** | 2530620 | K | **85,388.–** |
| **3606/2/K/CC** | 2530613 | K | **77,978.–** | 2530621 | K | **92,194.–** |
| **3606/K/CC** | 2532366 | K | **83,851.–** | 2532369 | K | **99,139.–** |
| **5202/2/K/CC** | 2530690 | K | **66,481.–** | 2530699 | K | **79,488.–** |
| **5202/K/CC** | 2530691 | K | **71,998.–** | 2530700 | K | **86,084.–** |
| **5203/2/K/CC** | 2530692 | K | **78,215.–** | 2530701 | K | **93,515.–** |
| **5203/K/CC** | 2530693 | K | **83,083.–** | 2530702 | K | **99,339.–** |
| **5204/2/K/CC** | 2530694 | K | **86,037.–** | 2530703 | K | **102,870.–** |
| **5204/K/CC** | 2530695 | K | **91,093.–** | 2530704 | K | **108,920.–** |
| **5205/2/K/CC** | 2530696 | K | **96,923.–** | 2530705 | K | **115,889.–** |
| **5205/K/CC** | 2530697 | K | **99,764.–** | 2530706 | K | **119,285.–** |
| **5206/2/K/CC** | 2532389 | K | **107,713.–** | 2532390 | K | **128,794.–** |

**Price group: PG6**

**Ordering information**

| Comfort CO-/COR-Helix V.../CC | Art. no. 5 pumps | | EUR | Art. no. 6 pumps | | EUR |
|---|---|---|---|---|---|---|
| **403/K/CC** | 2536485 | K | **31,308.–** | 2536495 | K | **34,374.–** |
| **404/K/CC** | 2536486 | K | **31,973.–** | 2536496 | K | **35,106.–** |
| **406/K/CC** | 2536487 | K | **33,307.–** | 2536497 | K | **36,570.–** |
| **407/K/CC** | 2536488 | K | **33,640.–** | 2536498 | K | **36,934.–** |
| **409/K/CC** | 2536489 | K | **34,306.–** | 2536499 | K | **37,667.–** |
| **410/K/CC** | 2536490 | K | **34,970.–** | 2536500 | K | **38,397.–** |
| **412/K/CC** | 2536491 | K | **35,637.–** | 2536501 | K | **39,130.–** |
| **414/K/CC** | 2536492 | K | **36,302.–** | 2536502 | K | **39,859.–** |
| **416/K/CC** | 2536493 | K | **36,969.–** | 2536503 | K | **40,594.–** |
| **418/K/CC** | 2536494 | K | **38,303.–** | 2536504 | K | **42,054.–** |
| **603/K/CC** | 2535422 | K | **29,021.–** | 2535436 | K | **31,759.–** |
| **604/K/CC** | 2535423 | K | **29,676.–** | 2535437 | K | **32,469.–** |
| **605/K/CC** | 2535424 | K | **30,327.–** | 2535438 | K | **33,185.–** |
| **606/K/CC** | 2535425 | K | **31,305.–** | 2535439 | K | **34,255.–** |
| **607/K/CC** | 2535426 | K | **31,960.–** | 2535440 | K | **34,967.–** |
| **608/K/CC** | 2535427 | K | **32,611.–** | 2535441 | K | **35,683.–** |
| **609/K/CC** | 2535428 | K | **32,937.–** | 2535442 | K | **36,753.–** |
| **610/K/CC** | 2535429 | K | **33,262.–** | 2535443 | K | **37,108.–** |
| **611/K/CC** | 2535430 | K | **33,588.–** | 2535444 | K | **37,823.–** |
| **612/K/CC** | 2535431 | K | **34,243.–** | 2535445 | K | **38,534.–** |
| **613/K/CC** | 2535432 | K | **34,568.–** | 2535446 | K | **38,894.–** |
| **614/K/CC** | 2535433 | K | **35,220.–** | 2535447 | K | **39,965.–** |
| **615/K/CC** | 2535434 | K | **35,546.–** | 2535448 | K | **41,034.–** |
| **616/K/CC** | 2535435 | K | **36,525.–** | 2535449 | K | **41,750.–** |
| **1002/K/CC** | 2534202 | K | **31,111.–** | 2534216 | K | **33,181.–** |

= ready for delivery, L = supply availability, C = approx. 2 weeks, K = approx. 4 weeks, AX = up to 16 weeks delivery time, please inquire for every order, A = on request, = please contact Wilo
Subject to change – all prices do not include VAT. Our General Terms of Delivery and Service apply (see www.wilo.com/legal) – valid from 01/01/2022 in Germany.

**Price group: PG6**

## Ordering information

| Comfort CO-/COR-Helix V.../CC | Art. no. 5 pumps | | | Art. no. 6 pumps | | |
|---|---|---|---|---|---|---|
| | | | EUR | | | EUR |
| **1003/K/CC** | 2534203 | K | **32,526.–** | 2534217 | K | **35,495.–** |
| **1004/K/CC** | 2534204 | K | **33,586.–** | 2534218 | K | **36,650.–** |
| **1005/K/CC** | 2534205 | K | **34,648.–** | 2534219 | K | **37,809.–** |
| **1006/K/CC** | 2534206 | K | **35,356.–** | 2534220 | K | **38,579.–** |
| **1007/K/CC** | 2534207 | K | **37,123.–** | 2534221 | K | **40,508.–** |
| **1008/K/CC** | 2534208 | K | **37,478.–** | 2534222 | K | **40,895.–** |
| **1009/K/CC** | 2534209 | K | **38,535.–** | 2534223 | K | **42,052.–** |
| **1010/K/CC** | 2534210 | K | **38,893.–** | 2534224 | K | **42,439.–** |
| **1011/K/CC** | 2534211 | K | **39,243.–** | 2534225 | K | **42,825.–** |
| **1012/K/CC** | 2534212 | K | **40,657.–** | 2534226 | K | **44,369.–** |
| **1013/K/CC** | 2534213 | K | **41,365.–** | 2534227 | K | **45,139.–** |
| **1015/K/CC** | 2534215 | K | **42,073.–** | 2534229 | K | **45,911.–** |
| **1603/K/CC** | 2532286 | K | **40,721.–** | 2532297 | K | **47,371.–** |
| **1604/K/CC** | 2532287 | K | **42,079.–** | 2532298 | K | **48,949.–** |
| **1605/K/CC** | 2532288 | K | **42,983.–** | 2532299 | K | **50,004.–** |
| **1606/K/CC** | 2532289 | K | **45,249.–** | 2532300 | K | **52,634.–** |
| **1607/K/CC** | 2532290 | K | **49,772.–** | 2532301 | K | **57,896.–** |
| **1608/K/CC** | 2532291 | K | **52,032.–** | 2532302 | K | **60,528.–** |
| **1609/K/CC** | 2532292 | K | **54,748.–** | 2532303 | K | **63,686.–** |
| **1610/K/CC** | 2532293 | K | **58,821.–** | 2532304 | K | **68,424.–** |
| **1611/K/CC** | 2532294 | K | **61,081.–** | 2532305 | K | **71,055.–** |
| **2202/K/CC** | 2530568 | K | **48,579.–** | 2530575 | K | **57,086.–** |
| **2203/K/CC** | 2530569 | K | **52,486.–** | 2530576 | K | **65,308.–** |
| **2204/K/CC** | 2530570 | K | **57,000.–** | 2530577 | K | **70,387.–** |
| **2205/K/CC** | 2530571 | K | **62,898.–** | 2530578 | K | **79,418.–** |
| **2206/K/CC** | 2530572 | K | **66,526.–** | 2530579 | K | **83,753.–** |
| **2207/K/CC** | 2530573 | K | **74,629.–** | 2530580 | K | **95,452.–** |
| **2208/K/CC** | 2530574 | K | **78,623.–** | 2530581 | K | **101,722.–** |
| **3602/2/K/CC** | 2530647 | K | **60,477.–** | 2530655 | K | **68,494.–** |
| **3602/K/CC** | 2530648 | K | **65,689.–** | 2530656 | K | **74,400.–** |
| **3603/1/K/CC** | 2530649 | K | **69,221.–** | 2530657 | K | **78,397.–** |
| **3603/K/CC** | 2530650 | K | **74,085.–** | 2530658 | K | **83,904.–** |
| **3604/2/K/CC** | 2532379 | K | **80,013.–** | 2532382 | K | **90,619.–** |
| **3604/K/CC** | 2530651 | K | **81,194.–** | 2530659 | K | **91,954.–** |
| **3605/2/K/CC** | 2532380 | K | **85,248.–** | 2532383 | K | **96,555.–** |
| **3605/K/CC** | 2530652 | K | **88,667.–** | 2530660 | K | **100,422.–** |
| **3606/2/K/CC** | 2530653 | K | **93,101.–** | 2530661 | K | **105,446.–** |
| **3606/K/CC** | 2532381 | K | **99,614.–** | 2532384 | K | **112,822.–** |
| **5202/2/K/CC** | 2530735 | K | **81,403.–** | 2530744 | K | **91,531.–** |
| **5202/K/CC** | 2530736 | K | **88,156.–** | 2530745 | K | **99,125.–** |
| **5203/2/K/CC** | 2530737 | K | **95,769.–** | 2530746 | K | **107,685.–** |
| **5203/K/CC** | 2530738 | K | **101,729.–** | 2530747 | K | **114,387.–** |
| **5204/2/K/CC** | 2530739 | K | **109,178.–** | 2530748 | K | **122,760.–** |
| **5204/K/CC** | 2530740 | K | **113,965.–** | 2530749 | K | **128,147.–** |
| **5205/2/K/CC** | 2530741 | K | **122,583.–** | 2530750 | K | **137,838.–** |
| **5205/K/CC** | 2530742 | K | **126,415.–** | 2530751 | K | **142,145.–** |
| **5206/2/K/CC** | 2532394 | K | **135,033.–** | 2532395 | K | **151,835.–** |

= ready for delivery, L = supply availability, C = approx. 2 weeks, K = approx. 4 weeks, AX = up to 16 weeks delivery time, please inquire for every order, A = on request, = please contact Wilo
Subject to change – all prices do not include VAT. Our General Terms of Delivery and Service apply (see www.wilo.com/legal) – valid from 01/01/2022 in Germany.



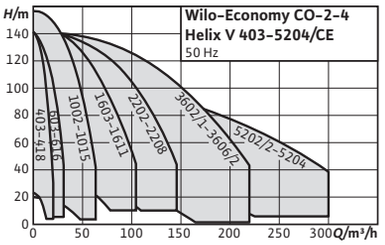


| Accessories | Page |
|---|---|
| Accessories | 477 |
| Commissioning/maintenance | 703 |

## Wilo-Economy CO-Helix V.../CE

### Construction

Pressure-boosting system with 2 to 4 parallel-switched, non-self-priming, vertical high-pressure multistage centrifugal pumps made of stainless steel. Ready for connection with stainless steel pipework, mounted on a base frame, including control device with all necessary measurement and adjustment equipment.

### Application

- → Fully automatic water supply and pressure boosting in inlet mode, either from the public water supply network or from a tank, for domestic, commercial, industrial and municipal applications (e.g. residential, office, administration buildings, hotels, hospitals, trades, industry, water supply companies).
- → Pumping of drinking water and process water, cooling water, fire water (apart from fire-extinguishing systems in accordance with DIN 14462 and with the approval of the local fire safety authorities) or other types of industrial water that do not attack the materials either chemically or mechanically and do not contain abrasive or long-fibre constituents.

### Scope of delivery

- → Factory-mounted, ready-for-connection pressure-boosting system checked for functionality and impermeability

### Your advantages

- → Heavy-duty system which satisfies all the requirements of DIN 1988 (EN 806)
- → WRAS/KTW/ACS approval of the pumps for all parts that come in contact with the fluid (EPDM version)
- → High-efficiency pump hydraulics of the Helix V series in conjunction with IE3 IEC standard motors
- → The spacer coupling enables the mechanical seal to be replaced without dismantling the motor (from 7.5 kW)
- → Parts that come in contact with the fluid are corrosion-resistant
- → Easily adjustable and operationally reliable due to the CE control device used
- → Factory inspection and default setting at optimum operating range (incl. inspection certificate in accordance with EN 10204-3.1)

- → Packaging
- → Installation and operating instructions

### Options

Diaphragm pressure vessel
Protection against low water level on the suction side

**Price group: PG6**

**Ordering information**

| Economy CO-Helix V.../CE | Art. no. 2 pumps | | | Art. no. 3 pumps | | | Art. no. 4 pumps | | |
|---|---|---|---|---|---|---|---|---|---|
| | | | EUR | | | EUR | | | EUR |
| **403/CE** | 4163473 | K | **4,253.–** | 4163483 | K | **6,094.–** | 4163493 | K | **7,627.–** |
| **404/CE** | 4163474 | K | **4,304.–** | 4163484 | K | **6,168.–** | 4163494 | K | **7,724.–** |
| **406/CE** | 4163475 | K | **4,422.–** | 4163485 | K | **6,346.–** | 4163495 | K | **7,964.–** |
| **407/CE** | 4163476 | K | **4,481.–** | 4163486 | K | **6,436.–** | 4163496 | K | **8,082.–** |
| **409/CE** | 4163477 | K | **4,573.–** | 4163487 | K | **6,571.–** | 4163497 | K | **8,266.–** |
| **410/CE** | 4163478 | K | **4,807.–** | 4163488 | K | **6,922.–** | 4163498 | K | **8,762.–** |
| **412/CE** | 4163479 | K | **4,889.–** | 4163489 | K | **7,077.–** | 4163499 | K | **8,958.–** |
| **414/CE** | 4163480 | K | **5,070.–** | 4163490 | K | **7,347.–** | 4163500 | K | **9,317.–** |
| **416/CE** | 4163481 | K | **5,181.–** | 4163491 | K | **7,467.–** | 4163501 | K | **9,479.–** |
| **418/CE** | 4163482 | K | **5,285.–** | 4163492 | K | **7,632.–** | 4163502 | K | **9,696.–** |
| **603/CE** | 4162945 | K | **4,361.–** | 4162959 | K | **6,300.–** | 4162973 | K | **8,014.–** |
| **604/CE** | 4162946 | K | **4,420.–** | 4162960 | K | **6,388.–** | 4162974 | K | **8,130.–** |
| **605/CE** | 4162947 | K | **4,496.–** | 4162961 | K | **6,504.–** | 4162975 | K | **8,286.–** |
| **606/CE** | 4162948 | K | **4,563.–** | 4162962 | K | **6,604.–** | 4162976 | K | **8,421.–** |
| **607/CE** | 4162949 | K | **4,774.–** | 4162963 | K | **6,922.–** | 4162977 | K | **8,844.–** |
| **608/CE** | 4162950 | K | **4,830.–** | 4162964 | K | **7,033.–** | 4162978 | K | **8,995.–** |
| **609/CE** | 4162951 | K | **4,988.–** | 4162965 | K | **7,269.–** | 4162979 | K | **9,310.–** |
| **610/CE** | 4162952 | K | **5,133.–** | 4162966 | K | **7,442.–** | 4162980 | K | **9,559.–** |
| **611/CE** | 4162953 | K | **5,262.–** | 4162967 | K | **7,639.–** | 4162981 | K | **9,815.–** |
| **612/CE** | 4162954 | K | **5,440.–** | 4162968 | K | **7,899.–** | 4162982 | K | **10,163.–** |
| **613/CE** | 4162955 | K | **5,544.–** | 4162969 | K | **8,060.–** | 4162983 | K | **10,382.–** |
| **614/CE** | 4162956 | K | **5,553.–** | 4162970 | K | **8,071.–** | 4162984 | K | **10,396.–** |
| **615/CE** | 4162957 | K | **5,694.–** | 4162971 | K | **8,281.–** | 4162985 | K | **10,681.–** |
| **616/CE** | 4162958 | K | **5,903.–** | 4162972 | K | **8,599.–** | 4162986 | K | **11,102.–** |
| **1002/CE** | 4154084 | K | **4,599.–** | 4154097 | K | **6,589.–** | 4154110 | K | **8,430.–** |
| **1003/CE** | 4154085 | K | **4,681.–** | 4154098 | K | **6,714.–** | 4154111 | K | **8,600.–** |
| **1004/CE** | 4154086 | K | **4,887.–** | 4154099 | K | **7,024.–** | 4154112 | K | **9,012.–** |
| **1005/CE** | 4154087 | K | **4,999.–** | 4154100 | K | **7,192.–** | 4154113 | K | **9,236.–** |
| **1006/CE** | 4154088 | K | **5,072.–** | 4154101 | K | **7,301.–** | 4154114 | K | **9,380.–** |
| **1007/CE** | 4154089 | K | **5,344.–** | 4154102 | K | **7,694.–** | 4154115 | K | **9,894.–** |
| **1008/CE** | 4154090 | K | **5,405.–** | 4154103 | K | **7,784.–** | 4154116 | K | **10,014.–** |
| **1009/CE** | 4154091 | K | **5,726.–** | 4154104 | K | **8,264.–** | 4154117 | K | **10,655.–** |
| **1010/CE** | 4154092 | K | **5,803.–** | 4154105 | K | **8,382.–** | 4154118 | K | **10,811.–** |
| **1011/CE** | 4154093 | K | **5,934.–** | 4154106 | K | **8,574.–** | 4154119 | K | **11,071.–** |
| **1012/CE** | 4154094 | K | **6,227.–** | 4154107 | K | **9,001.–** | 4154120 | K | **11,637.–** |
| **1013/CE** | 4154095 | K | **6,335.–** | 4154108 | K | **9,168.–** | 4154121 | K | **11,862.–** |
| **1015/CE** | 4154096 | K | **6,490.–** | 4154109 | K | **9,404.–** | 4154122 | K | **12,175.–** |
| **1603/CE** | 4142458 | K | **4,888.–** | 4142467 | K | **7,104.–** | 4142476 | K | **9,780.–** |
| **1604/CE** | 4142459 | K | **5,130.–** | 4142468 | K | **7,466.–** | 4142477 | K | **10,264.–** |
| **1605/CE** | 4142460 | K | **5,447.–** | 4142469 | K | **7,921.–** | 4142478 | K | **10,861.–** |
| **1606/CE** | 4142461 | K | **5,520.–** | 4142470 | K | **8,036.–** | 4142479 | K | **11,013.–** |
| **1607/CE** | 4142462 | K | **5,912.–** | 4142471 | K | **8,628.–** | 4142480 | K | **11,811.–** |
| **1608/CE** | 4142463 | K | **5,987.–** | 4142472 | K | **8,742.–** | 4142481 | K | **11,961.–** |
| **2202/CE** | 4122698 | K | **8,082.–** | 4122705 | K | **13,192.–** | 4122712 | K | **17,046.–** |
| **2203/CE** | 4122699 | K | **8,484.–** | 4122706 | K | **13,819.–** | 4122713 | K | **17,523.–** |
| **2204/CE** | 4122700 | K | **8,975.–** | 4122707 | K | **14,602.–** | 4122714 | K | **18,891.–** |
| **2205/CE** | 4122701 | K | **10,431.–** | 4122708 | K | **16,563.–** | 4122715 | K | **21,842.–** |

= ready for delivery, L = supply availability, C = approx. 2 weeks, K = approx. 4 weeks, AX = up to 16 weeks delivery time, please inquire for every order, A = on request, = please contact Wilo
Subject to change – all prices do not include VAT. Our General Terms of Delivery and Service apply (see www.wilo.com/legal) – valid from 01/01/2022 in Germany.

**Price group: PG6**

**Ordering information**

| Economy CO-Helix V.../CE | Art. no. 2 pumps | | | Art. no. 3 pumps | | | Art. no. 4 pumps | | |
|---|---|---|---|---|---|---|---|---|---|
| | | | EUR | | | EUR | | | EUR |
| **2206/CE** | 4122702 | K | **10,614.–** | 4122709 | K | **16,837.–** | 4122716 | K | **22,209.–** |
| **2207/CE** | 4122703 | K | **11,385.–** | 4122710 | K | **17,994.–** | 4122717 | K | **23,752.–** |
| **2208/CE** | 4122704 | K | **11,568.–** | 4122711 | K | **18,272.–** | 4122718 | K | **24,122.–** |
| **3602/1/CE** | 4138977 | K | **11,112.–** | 4138988 | K | **16,258.–** | 4138999 | K | **21,757.–** |
| **3602/2/CE** | 4138976 | K | **10,817.–** | 4138987 | K | **15,770.–** | 4138998 | K | **21,125.–** |
| **3602/CE** | 4138978 | K | **11,112.–** | 4138989 | K | **16,258.–** | 4139000 | K | **21,755.–** |
| **3603/1/CE** | 4138980 | K | **12,692.–** | 4138991 | K | **18,404.–** | 4139002 | K | **24,950.–** |
| **3603/2/CE** | 4138979 | K | **12,806.–** | 4138990 | K | **18,576.–** | 4139001 | K | **25,182.–** |
| **3603/CE** | 4138981 | K | **13,217.–** | 4138992 | K | **19,191.–** | 4139003 | K | **25,999.–** |
| **3604/2/CE** | 4138982 | K | **13,587.–** | 4138993 | K | **19,746.–** | 4139004 | K | **26,738.–** |
| **3604/CE** | 4138983 | K | **13,586.–** | 4138994 | K | **19,745.–** | 4139005 | K | **26,737.–** |
| **3605/2/K/CE** | 4138984 | K | **16,109.–** | 4138995 | K | **23,498.–** | 4139006 | K | **31,620.–** |
| **3605/K/CE** | 4138985 | K | **16,108.–** | 4138996 | K | **23,497.–** | 4139007 | K | **31,619.–** |
| **3606/2/K/CE** | 4138986 | K | **16,501.–** | 4138997 | K | **24,083.–** | 4139008 | K | **32,403.–** |
| **5202/2/CE** | 4142812 | K | **13,656.–** | 4142818 | K | **20,028.–** | 4142824 | K | **27,022.–** |
| **5202/CE** | 4142813 | K | **14,874.–** | 4142819 | K | **21,637.–** | 4142825 | K | **29,499.–** |
| **5203/2/CE** | 4142814 | K | **15,594.–** | 4142820 | K | **22,718.–** | 4142826 | K | **30,937.–** |
| **5203/CE** | 4142815 | K | **15,599.–** | 4142821 | K | **22,723.–** | 4142827 | K | **30,943.–** |
| **5204/2/K/CE** | 4142816 | K | **18,237.–** | 4142822 | K | **26,646.–** | 4142828 | K | **36,155.–** |
| **5204/K/CE** | 4142817 | K | **18,237.–** | 4142823 | K | **26,646.–** | 4142829 | K | **36,155.–** |

= ready for delivery, L = supply availability, C = approx. 2 weeks, K = approx. 4 weeks, AX = up to 16 weeks delivery time, please inquire for every order, A = on request, = please contact Wilo
Subject to change – all prices do not include VAT. Our General Terms of Delivery and Service apply (see www.wilo.com/legal) – valid from 01/01/2022 in Germany.



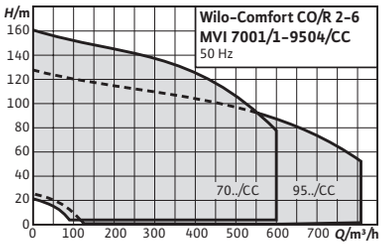


| Accessories | Page |
|---|---|
| Accessories | 477 |
| Commissioning/maintenance | 703 |

## Wilo-Comfort CO-/COR-MVI.../CC

### Construction
Pressure boosting system with 2 to 6 parallel-switched, non-self-priming stainless steel high-pressure multistage centrifugal pumps

### Application
- → Fully automatic water supply in inlet mode, in the field of public water supply, for pressure boosting from tanks or pressure pipes, for municipal, commercial, industrial and domestic applications (e.g. water supply companies, trade and industrial companies, residential, office or public facilities, administration buildings, hotels, hospitals).
- → Pumping of drinking water and process water, cooling water, fire water (apart from fire-extinguishing systems in accordance with DIN 14462 and with the approval of the local fire safety authorities) or other types of industrial water that do not attack the materials either chemically or mechanically and do not contain abrasive or long-fibre constituents.

### Scope of delivery
- → Factory-mounted, connection-ready pressure boosting system checked for functionality and impermeability
- → Packaging
- → Installation and operating instructions

### Your advantages
- → Easy-to-operate system in accordance with DIN 1988
- → 2-6 vertical stainless steel high-pressure centrifugal pumps, switched in parallel, of the MVI series
- → Easy-to-use “CC” control device, with memory-programmable microcomputer control and completely graphics-capable touch display, menu-prompted input of operating parameters, available with frequency converter for infinitely variable control of the base-load pump with COR systems

### Options
**Series design without casing.** Noise-attenuation casing on request.

### Notice
Data for 95m³/h types will be provided on request. Additional information about this series is available in the Online Catalogue (www.wilo.com) and on request.

Water supply

**Price group: PG6**

**Ordering information**

| Comfort CO-/COR-MVI.../CC | Art. no. 2 pumps | | | Art. no. 3 pumps | | | Art. no. 4 pumps | | |
|---|---|---|---|---|---|---|---|---|---|
| | | | EUR | | | EUR | | | EUR |
| **7001/1/CC** | 2523185 | K | **21,336.–** | 2523197 | K | **33,810.–** | 2523209 | K | **42,301.–** |
| **7001/CC** | 2523186 | K | **23,392.–** | 2523198 | K | **37,074.–** | 2523210 | K | **46,368.–** |
| **7002/2/CC** | 2523187 | K | **25,500.–** | 2523199 | K | **38,999.–** | 2523211 | K | **48,609.–** |
| **7002/CC** | 2523188 | K | **26,348.–** | 2523200 | K | **42,400.–** | 2523212 | K | **52,419.–** |
| **7003/2/CC** | 2523189 | K | **29,663.–** | 2523201 | K | **44,421.–** | 2523213 | K | **54,963.–** |
| **7003/CC** | 2523190 | K | **30,180.–** | 2523202 | K | **47,395.–** | 2523214 | K | **58,898.–** |
| **7004/2/CC** | 2523191 | K | **31,709.–** | 2523203 | K | **49,029.–** | 2523215 | K | **61,285.–** |
| **7004/CC** | 2523192 | K | **33,615.–** | 2523204 | K | **52,058.–** | 2523216 | K | **65,014.–** |
| **7005/2/CC** | 2523193 | K | **37,801.–** | 2523205 | K | **55,548.–** | 2523217 | K | **69,230.–** |
| **7005/CC** | 2523194 | K | **39,427.–** | 2523206 | K | **60,297.–** | 2523218 | K | **76,221.–** |
| **7006/2/CC** | 2523195 | K | **45,661.–** | 2523207 | K | **61,546.–** | 2523219 | K | **80,221.–** |
| **7006/CC** | 2523196 | K | **46,519.–** | 2523208 | K | **62,736.–** | 2523220 | K | **84,223.–** |

**Price group: PG6**

**Ordering information**

| Comfort CO-/COR-MVI.../CC | Art. no. 2 pumps | | | Art. no. 3 pumps | | | Art. no. 4 pumps | | |
|---|---|---|---|---|---|---|---|---|---|
| | | | EUR | | | EUR | | | EUR |
| **7001/1/CC** | 2523245 | K | **32,738.–** | 2523257 | K | **43,083.–** | 2523269 | K | **49,435.–** |
| **7001/CC** | 2523246 | K | **34,794.–** | 2523258 | K | **46,344.–** | 2523270 | K | **53,509.–** |
| **7002/2/CC** | 2523247 | K | **35,973.–** | 2523259 | K | **48,270.–** | 2523271 | K | **55,746.–** |
| **7002/CC** | 2523248 | K | **37,750.–** | 2523260 | K | **51,670.–** | 2523272 | K | **59,556.–** |
| **7003/2/CC** | 2523249 | K | **39,079.–** | 2523261 | K | **53,692.–** | 2523273 | K | **62,100.–** |
| **7003/CC** | 2523250 | K | **41,349.–** | 2523262 | K | **56,665.–** | 2523274 | K | **66,038.–** |
| **7004/2/CC** | 2523251 | K | **42,962.–** | 2523263 | K | **58,298.–** | 2523275 | K | **68,424.–** |
| **7004/CC** | 2523252 | K | **45,017.–** | 2523264 | K | **61,332.–** | 2523276 | K | **72,152.–** |
| **7005/2/CC** | 2523253 | K | **47,458.–** | 2523265 | K | **64,818.–** | 2523277 | K | **76,371.–** |
| **7005/CC** | 2523254 | K | **50,832.–** | 2523266 | K | **69,570.–** | 2523278 | K | **83,358.–** |
| **7006/2/CC** | 2523255 | K | **52,452.–** | 2523267 | K | **69,760.–** | 2523279 | K | **87,359.–** |
| **7006/CC** | 2523256 | K | **54,722.–** | 2523268 | K | **73,024.–** | 2523280 | K | **91,365.–** |

**Price group: PG6**

**Ordering information**

| Comfort CO-/COR-MVI.../CC | Art. no. 5 pumps | | | Art. no. 6 pumps | | |
|---|---|---|---|---|---|---|
| | | | EUR | | | EUR |
| **7001/1/CC** | 2523221 | K | **53,716.–** | 2523233 | K | **63,208.–** |
| **7001/CC** | 2523222 | K | **60,827.–** | 2523234 | K | **70,867.–** |
| **7002/2/CC** | 2523223 | K | **67,280.–** | 2523235 | K | **74,688.–** |
| **7002/CC** | 2523224 | K | **70,030.–** | 2523236 | K | **80,103.–** |
| **7003/2/CC** | 2523225 | K | **73,560.–** | 2523237 | K | **83,956.–** |
| **7003/CC** | 2523226 | K | **79,004.–** | 2523238 | K | **90,157.–** |
| **7004/2/CC** | 2523227 | K | **82,292.–** | 2523239 | K | **94,184.–** |
| **7004/CC** | 2523228 | K | **86,925.–** | 2523240 | K | **99,764.–** |
| **7005/2/CC** | 2523229 | K | **92,052.–** | 2523241 | K | **105,515.–** |
| **7005/CC** | 2523230 | K | **100,610.–** | 2523242 | K | **114,812.–** |
| **7006/2/CC** | 2523231 | K | **105,791.–** | 2523243 | K | **120,388.–** |
| **7006/CC** | 2523232 | K | **110,967.–** | 2523244 | K | **125,960.–** |

= ready for delivery, L = supply availability, C = approx. 2 weeks, K = approx. 4 weeks, AX = up to 16 weeks delivery time, please inquire for every order, A = on request, = please contact Wilo
Subject to change – all prices do not include VAT. Our General Terms of Delivery and Service apply (see www.wilo.com/legal) – valid from 01/01/2022 in Germany.

**Price group: PG6**

**Ordering information**

| Comfort CO-/COR-MVI.../CC | Art. no. 5 pumps | | | Art. no. 6 pumps | | |
|---|---|---|---|---|---|---|
| | | | EUR | | | EUR |
| **7001/1/CC** | 2523281 | K | **62,224.–** | 2523293 | K | **71,371.–** |
| **7001/CC** | 2523282 | K | **72,738.–** | 2523294 | K | **73,606.–** |
| **7002/2/CC** | 2523283 | K | **76,770.–** | 2523295 | K | **86,278.–** |
| **7002/CC** | 2523284 | K | **84,322.–** | 2523296 | K | **94,201.–** |
| **7003/2/CC** | 2523285 | K | **91,777.–** | 2523297 | K | **102,411.–** |
| **7003/CC** | 2523286 | K | **103,773.–** | 2523298 | K | **115,274.–** |
| **7004/2/CC** | 2523287 | K | **111,555.–** | 2523299 | K | **123,256.–** |
| **7004/CC** | 2523288 | K | **119,249.–** | 2523300 | K | **133,452.–** |
| **7005/2/CC** | 2523289 | K | **124,995.–** | 2523301 | K | **139,984.–** |
| **7005/CC** | 2523290 | K | **132,990.–** | 2523302 | K | **148,016.–** |
| **7006/2/CC** | 2523291 | K | **138,020.–** | 2523303 | K | **153,432.–** |
| **7006/CC** | 2523292 | K | **143,052.–** | 2523304 | K | **158,848.–** |



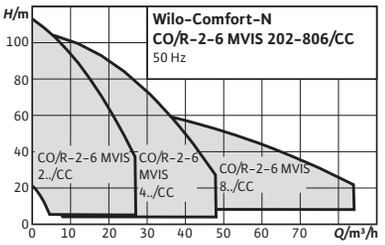


| Accessories | Page |
|---|---|
| Accessories | 477 |
| Commissioning/maintenance | 703 |

# Wilo-Comfort-N CO-/COR-MVIS.../CC

## Construction

Pressure-boosting system with 2 to 6 non-self-priming stainless steel high-pressure multistage centrifugal pumps connected in parallel with glandless motor

## Application

- → Fully automatic water supply and pressure boosting in inlet mode, either from the public water supply network or from a tank, for domestic, commercial, industrial and municipal applications (e.g. residential, office, administration buildings, hotels, hospitals, trades, industry, water supply companies).
- → Pumping of drinking water and process water, cooling water, fire water (apart from fire-extinguishing systems in accordance with DIN 14462 and with the approval of the local fire safety authorities) or other types of industrial water that do not attack the materials either chemically or mechanically and do not contain abrasive or long-fibre constituents.

## Scope of delivery

- → Factory-mounted, ready for connection pressure-boosting system checked for functionality and impermeability
- → Packaging
- → Installation and operating instructions

## Your advantages

- → Easy-to-use system in accordance with all requirements of DIN 1988
- → 2 – 6 vertical MVIS series full stainless steel high-pressure multistage centrifugal pumps switched in parallel
- → Virtually noiseless system thanks to glandless stainless steel high-pressure centrifugal pump of the MVIS series
- → Up to 20 dB[A] quieter than conventional systems with comparable hydraulic output

## Options

Other mains connections on request

| Additional charge | | | | | |
|---|---|---|---|---|---|
| **Type** | **Description** | **Art. no.** | | **Price group** | |
| | | | | | EUR |
| **Low-water cut-out switchgear kit WMS R ¼** | WMS R ¼ kit, pressure switch as low-water signal transmitter for direct connection to the suction-side pipe. | 2521150 | L | PG14 | **201.–** |
| **Low-water cut-out switchgear kit WMS R ¾** | **WMS R ¾ kit**, pressure switch as low-water signal transmitter for direct connection to the supply pressure-side pipe. | 2000424 | L | PG14 | **201.–** |

**Price group: PG6**

| Ordering information without frequency converter | | | | | | | | | |
|---|---|---|---|---|---|---|---|---|---|
| **Comfort-N CO-/COR-MVIS.../CC** | **Art. no.** 2 pumps | | | **Art. no.** 3 pumps | | | **Art. no.** 4 pumps | | |
| | | | EUR | | | EUR | | | EUR |
| **202/CC** | 2524292 | K | **11,446.–** | 2524301 | K | **14,973.–** | 2524310 | K | **17,693.–** |
| **203/CC** | 2524293 | K | **11,620.–** | 2524302 | K | **15,142.–** | 2524311 | K | **17,908.–** |
| **204/CC** | 2524294 | K | **11,862.–** | 2524303 | K | **15,419.–** | 2524312 | K | **18,321.–** |
| **205/CC** | 2524295 | K | **11,947.–** | 2524304 | K | **15,528.–** | 2524313 | K | **18,396.–** |
| **206/CC** | 2524296 | K | **12,066.–** | 2524305 | K | **15,609.–** | 2524314 | K | **18,651.–** |
| **207/CC** | 2524297 | K | **12,189.–** | 2524306 | K | **15,796.–** | 2524315 | K | **18,902.–** |
| **208/CC** | 2524298 | K | **12,242.–** | 2524307 | K | **16,031.–** | 2524316 | K | **19,034.–** |
| **209/CC** | 2524299 | K | **12,460.–** | 2524308 | K | **16,394.–** | 2524317 | K | **19,617.–** |
| **210/CC** | 2524300 | K | **12,677.–** | 2524309 | K | **16,800.–** | 2524318 | K | **20,197.–** |
| **402/CC** | 2524382 | K | **11,934.–** | 2524391 | K | **15,123.–** | 2524400 | K | **17,879.–** |
| **403/CC** | 2524383 | K | **12,006.–** | 2524392 | K | **15,348.–** | 2524401 | K | **18,187.–** |
| **404/CC** | 2524384 | K | **12,242.–** | 2524393 | K | **15,501.–** | 2524402 | K | **18,491.–** |
| **405/CC** | 2524385 | K | **12,504.–** | 2524394 | K | **16,039.–** | 2524403 | K | **18,800.–** |
| **406/CC** | 2524386 | K | **12,680.–** | 2524395 | K | **16,151.–** | 2524404 | K | **19,252.–** |
| **407/CC** | 2524387 | K | **12,770.–** | 2524396 | K | **16,473.–** | 2524405 | K | **19,517.–** |
| **408/CC** | 2524388 | K | **12,898.–** | 2524397 | K | **16,544.–** | 2524406 | K | **19,749.–** |
| **409/CC** | 2524389 | K | **12,963.–** | 2524398 | K | **16,751.–** | 2524407 | K | **20,043.–** |
| **410/CC** | 2524390 | K | **13,027.–** | 2524399 | K | **16,957.–** | 2524408 | K | **20,336.–** |
| **802/CC** | 2524472 | K | **13,001.–** | 2524477 | K | **16,709.–** | 2524482 | K | **20,546.–** |
| **803/CC** | 2524473 | K | **13,490.–** | 2524478 | K | **17,420.–** | 2524483 | K | **21,177.–** |
| **804/CC** | 2524474 | K | **13,983.–** | 2524479 | K | **18,132.–** | 2524484 | K | **21,806.–** |
| **805/CC** | 2524475 | K | **14,276.–** | 2524480 | K | **18,558.–** | 2524485 | K | **22,417.–** |
| **806/CC** | 2524476 | K | **14,447.–** | 2524481 | K | **18,800.–** | 2524486 | K | **23,018.–** |

**Price group: PG6**

| Ordering information with frequency converter (FC) | | | | | | | | | |
|---|---|---|---|---|---|---|---|---|---|
| **Comfort-N CO-/COR-MVIS.../CC** | **Art. no.** 2 pumps | | | **Art. no.** 3 pumps | | | **Art. no.** 4 pumps | | |
| | | | EUR | | | EUR | | | EUR |
| **202/CC** | 2524337 | K | **18,261.–** | 2524346 | K | **21,373.–** | 2524355 | K | **26,063.–** |
| **203/CC** | 2524338 | K | **18,474.–** | 2524347 | K | **21,515.–** | 2524356 | K | **26,240.–** |
| **204/CC** | 2524339 | K | **18,600.–** | 2524348 | K | **21,796.–** | 2524357 | K | **26,572.–** |
| **205/CC** | 2524340 | K | **18,710.–** | 2524349 | K | **21,971.–** | 2524358 | K | **26,837.–** |
| **206/CC** | 2524341 | K | **18,908.–** | 2524350 | K | **22,782.–** | 2524359 | K | **27,867.–** |
| **207/CC** | 2524342 | K | **19,073.–** | 2524351 | K | **25,399.–** | 2524360 | K | **28,548.–** |
| **208/CC** | 2524343 | K | **19,152.–** | 2524352 | K | **25,992.–** | 2524361 | K | **29,015.–** |
| **209/CC** | 2524344 | K | **19,512.–** | 2524353 | K | **26,201.–** | 2524362 | K | **29,322.–** |
| **210/CC** | 2524345 | K | **19,867.–** | 2524354 | K | **26,268.–** | 2524363 | K | **29,960.–** |
| **402/CC** | 2524427 | K | **18,601.–** | 2524436 | K | **23,485.–** | 2524445 | K | **27,773.–** |

= ready for delivery, L = supply availability, C = approx. 2 weeks, K = approx. 4 weeks, AX = up to 16 weeks delivery time, please inquire for every order, A = on request, = please contact Wilo
Subject to change – all prices do not include VAT. Our General Terms of Delivery and Service apply (see www.wilo.com/legal) – valid from 01/01/2022 in Germany.

**Price group: PG6**

**Ordering information with frequency converter (FC)**

| Comfort-N CO-/COR-MVIS.../CC | Art. no. 2 pumps | | | Art. no. 3 pumps | | | Art. no. 4 pumps | | |
|---|---|---|---|---|---|---|---|---|---|
| | | 🚚 | EUR | | 🚚 | EUR | | 🚚 | EUR |
| **403/CC** | 2524428 | K | **18,795.–** | 2524437 | K | **23,816.–** | 2524446 | K | **28,046.–** |
| **404/CC** | 2524429 | K | **18,971.–** | 2524438 | K | **24,112.–** | 2524447 | K | **28,067.–** |
| **405/CC** | 2524430 | K | **19,430.–** | 2524439 | K | **24,412.–** | 2524448 | K | **28,556.–** |
| **406/CC** | 2524431 | K | **20,034.–** | 2524440 | K | **25,816.–** | 2524449 | K | **29,450.–** |
| **407/CC** | 2524432 | K | **20,463.–** | 2524441 | K | **25,899.–** | 2524450 | K | **29,687.–** |
| **408/CC** | 2524433 | K | **20,655.–** | 2524442 | K | **26,311.–** | 2524451 | K | **30,426.–** |
| **409/CC** | 2524434 | K | **20,823.–** | 2524443 | K | **26,497.–** | 2524452 | K | **30,600.–** |
| **410/CC** | 2524435 | K | **20,986.–** | 2524444 | K | **26,681.–** | 2524453 | K | **30,786.–** |
| **802/CC** | 2524497 | K | **19,395.–** | 2524502 | K | **25,394.–** | 2524507 | K | **29,253.–** |
| **803/CC** | 2524498 | K | **21,076.–** | 2524503 | K | **26,047.–** | 2524508 | K | **30,566.–** |
| **804/CC** | 2524499 | K | **22,247.–** | 2524504 | K | **27,486.–** | 2524509 | K | **31,778.–** |
| **805/CC** | 2524500 | K | **22,525.–** | 2524505 | K | **28,099.–** | 2524510 | K | **33,065.–** |
| **806/CC** | 2524501 | K | **23,147.–** | 2524506 | K | **28,920.–** | 2524511 | K | **33,949.–** |

**Price group: PG6**

**Ordering information without frequency converter**

| Comfort-N CO-/COR-MVIS.../CC | Art. no. 5 pumps | | | Art. no. 6 pumps | | |
|---|---|---|---|---|---|---|
| | | 🚚 | EUR | | 🚚 | EUR |
| **202/CC** | 2524319 | K | **20,570.–** | 2524328 | K | **22,507.–** |
| **203/CC** | 2524320 | K | **20,942.–** | 2524329 | K | **23,035.–** |
| **204/CC** | 2524321 | K | **21,257.–** | 2524330 | K | **23,474.–** |
| **205/CC** | 2524322 | K | **21,522.–** | 2524331 | K | **23,667.–** |
| **206/CC** | 2524323 | K | **21,831.–** | 2524332 | K | **24,030.–** |
| **207/CC** | 2524324 | K | **22,137.–** | 2524333 | K | **24,394.–** |
| **208/CC** | 2524325 | K | **22,313.–** | 2524334 | K | **24,603.–** |
| **209/CC** | 2524326 | K | **22,457.–** | 2524335 | K | **24,770.–** |
| **210/CC** | 2524327 | K | **22,598.–** | 2524336 | K | **24,938.–** |
| **402/CC** | 2524409 | K | **20,781.–** | 2524418 | K | **22,646.–** |
| **403/CC** | 2524410 | K | **21,173.–** | 2524419 | K | **23,232.–** |
| **404/CC** | 2524411 | K | **21,355.–** | 2524420 | K | **23,729.–** |
| **405/CC** | 2524412 | K | **21,828.–** | 2524421 | K | **24,355.–** |
| **406/CC** | 2524413 | K | **22,410.–** | 2524422 | K | **24,970.–** |
| **407/CC** | 2524414 | K | **22,592.–** | 2524423 | K | **25,172.–** |
| **408/CC** | 2524415 | K | **23,245.–** | 2524424 | K | **25,643.–** |
| **409/CC** | 2524416 | K | **23,747.–** | 2524425 | K | **26,109.–** |
| **410/CC** | 2524417 | K | **24,248.–** | 2524426 | K | **26,573.–** |
| **802/CC** | 2524487 | K | **23,614.–** | 2524492 | K | **26,336.–** |
| **803/CC** | 2524488 | K | **24,277.–** | 2524493 | K | **27,141.–** |
| **804/CC** | 2524489 | K | **24,936.–** | 2524494 | K | **27,941.–** |
| **805/CC** | 2524490 | K | **26,109.–** | 2524495 | K | **29,297.–** |
| **806/CC** | 2524491 | K | **26,478.–** | 2524496 | K | **29,728.–** |

🚚 = ready for delivery, L = supply availability, C = approx. 2 weeks, K = approx. 4 weeks, AX = up to 16 weeks delivery time, please inquire for every order, A = on request, 📞 = please contact Wilo
Subject to change – all prices do not include VAT. Our General Terms of Delivery and Service apply (see www.wilo.com/legal) – valid from 01/01/2022 in Germany.

**Comfort-N CO-/COR-MVIS.../CC**

**Price group: PG6**

**Ordering information with frequency converter (FC)**

| Comfort-N CO-/COR-MVIS.../CC | Art. no. 5 pumps | | | Art. no. 6 pumps | | |
|---|---|---|---|---|---|---|
| | | | EUR | | | EUR |
| **202/CC** | 2524364 | K | **29,207.–** | 2524373 | K | **31,854.–** |
| **203/CC** | 2524365 | K | **29,322.–** | 2524374 | K | **31,991.–** |
| **204/CC** | 2524366 | K | **30,111.–** | 2524375 | K | **32,869.–** |
| **205/CC** | 2524367 | K | **30,532.–** | 2524376 | K | **33,339.–** |
| **206/CC** | 2524368 | K | **30,643.–** | 2524377 | K | **33,468.–** |
| **207/CC** | 2524369 | K | **30,752.–** | 2524378 | K | **33,602.–** |
| **208/CC** | 2524370 | K | **31,061.–** | 2524379 | K | **33,965.–** |
| **209/CC** | 2524371 | K | **32,990.–** | 2524380 | K | **36,059.–** |
| **210/CC** | 2524372 | K | **34,916.–** | 2524381 | K | **38,155.–** |
| **402/CC** | 2524454 | K | **29,642.–** | 2524463 | K | **32,334.–** |
| **403/CC** | 2524455 | K | **29,986.–** | 2524464 | K | **32,789.–** |
| **404/CC** | 2524456 | K | **30,293.–** | 2524465 | K | **33,125.–** |
| **405/CC** | 2524457 | K | **30,854.–** | 2524466 | K | **33,765.–** |
| **406/CC** | 2524458 | K | **31,599.–** | 2524467 | K | **34,580.–** |
| **407/CC** | 2524459 | K | **31,947.–** | 2524468 | K | **35,396.–** |
| **408/CC** | 2524460 | K | **32,877.–** | 2524469 | K | **36,504.–** |
| **409/CC** | 2524461 | K | **35,356.–** | 2524470 | K | **38,471.–** |
| **410/CC** | 2524462 | K | **37,834.–** | 2524471 | K | **40,440.–** |
| **802/CC** | 2524512 | K | **31,550.–** | 2524517 | K | **32,863.–** |
| **803/CC** | 2524513 | K | **32,753.–** | 2524518 | K | **34,935.–** |
| **804/CC** | 2524514 | K | **34,550.–** | 2524519 | K | **37,127.–** |
| **805/CC** | 2524515 | K | **35,397.–** | 2524520 | K | **38,392.–** |
| **806/CC** | 2524516 | K | **35,782.–** | 2524521 | K | **39,361.–** |



= ready for delivery, L = supply availability, C = approx. 2 weeks, K = approx. 4 weeks, AX = up to 16 weeks delivery time, please inquire for every order, A = on request, = please contact Wilo
Subject to change – all prices do not include VAT. Our General Terms of Delivery and Service apply (see www.wilo.com/legal) – valid from 01/01/2022 in Germany.



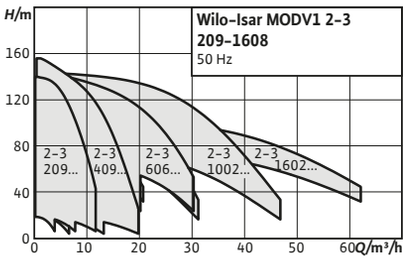


**Accessories** **Page**

Accessories 477
Commissioning/maintenance 703

**Series extension**

# Wilo-Isar MODH1-2/3

## Construction

Pressure-boosting system with 1, 2 or 3 non-self-priming stainless steel high-pressure multistage centrifugal pumps switched in parallel

## Application

- → Fully automatic water supply and pressure boosting in inlet mode, either from the public water supply network or from a tank, for domestic, commercial, industrial and municipal applications (e.g. residential, office, administration buildings, hotels, hospitals, trades, industry, water supply companies).
- → Pumping drinking water, process water, cooling water or other industrial water, which does not affect the materials used, neither chemically nor mechanically, and does not have any abrasive or long-fibre constituents

## Scope of delivery

- → Factory-mounted, ready for connection pressure-boosting system checked for functionality and impermeability
- → Packaging

## Your advantages

- → High operational reliability, thanks to system with one, two or three horizontal multistage CH1-L pumps with stainless steel hydraulics
- → Easy installation and maintenance thanks to special, flexibly adjustable connections to manifolds
- → Easy commissioning and operation with the Easy Controller
- → Drinking water approval (ACS and KTW) for pumps with components made of stainless steel that come into contact with the fluid

- → Installation and operating instructions

## Options

Other mains connections on request

**Additional charge**

| | Description | Art. no. | | Price group | EUR |
|---|---|---|---|---|---|
| **Low-water cut-out switchgear kit WMS R ¼** | WMS R ¼ kit, pressure switch as low-water signal transmitter for direct connection to the suction-side pipe. | 2521150 | L | PG14 | **201.-** |
| **Low-water cut-out switchgear kit WMS R ¾** | **WMS R ¾ kit**, pressure switch as low-water signal transmitter for direct connection to the supply pressure-side pipe. | 2000424 | L | PG14 | **201.-** |

= ready for delivery, L = supply availability, C = approx. 2 weeks, K = approx. 4 weeks, AX = up to 16 weeks delivery time, please inquire for every order, A = on request, = please contact Wilo
Subject to change – all prices do not include VAT. Our General Terms of Delivery and Service apply (see www.wilo.com/legal) – valid from 01/01/2022 in Germany.

**Price group: PG6**

## Ordering information (3~400 V)

| Isar MODH1-2/3 | Art. no. 2 pumps | | | Art. no. 3 pumps | | |
|---|---|---|---|---|---|---|
| | | | EUR | | | EUR |
| **202/EC** | 2551915 | K | **4,873.–** | 2551935 | K | **6,586.–** |
| **203/EC** | 2551916 | K | **4,964.–** | 2551936 | K | **6,722.–** |
| **204/EC** | 2551917 | K | **5,054.–** | 2551937 | K | **6,857.–** |
| **205/EC** | 2551918 | K | **5,575.–** | 2551938 | K | **6,964.–** |
| **206/EC** | 2551919 | K | **5,701.–** | 2551939 | K | **7,082.–** |
| **207/EC** | 2551920 | K | **5,925.–** | 2551940 | K | **7,336.–** |
| **402/EC** | 2551921 | K | **4,901.–** | 2551941 | K | **6,629.–** |
| **403/EC** | 2551922 | K | **4,993.–** | 2551942 | K | **6,766.–** |
| **404/EC** | 2551923 | K | **5,082.–** | 2551943 | K | **6,900.–** |
| **405/EC** | 2551924 | K | **5,163.–** | 2551944 | K | **7,021.–** |
| **406/EC** | 2551925 | K | **5,304.–** | 2551945 | K | **7,231.–** |
| **407/EC** | 2551926 | K | **5,625.–** | 2551946 | K | **7,714.–** |
| **602/EC** | 2551927 | K | **5,336.–** | 2551947 | K | **7,011.–** |
| **603/EC** | 2551928 | K | **5,870.–** | 2551948 | K | **7,265.–** |
| **604/EC** | 2551929 | K | **6,419.–** | 2551949 | K | **7,973.–** |
| **605/EC** | 2551930 | K | **6,991.–** | 2551950 | K | **8,710.–** |
| **1002/EC** | 2551931 | K | **6,140.–** | 2551951 | K | **8,414.–** |
| **1003/EC** | 2551932 | K | **6,759.–** | 2551952 | K | **9,179.–** |
| **1004/EC** | 2551933 | K | **7,327.–** | 2551953 | K | **9,947.–** |
| **1005/EC** | 2551934 | K | **8,449.–** | 2551954 | K | **11,556.–** |
| **1602/EC** | **2551959** | K | **8,199.–** | **2551963** | K | **11,930.–** |
| **1603/EC** | **2551960** | K | **9,436.–** | **2551964** | K | **13,748.–** |
| **1604/EC** | **2551961** | K | **10,541.–** | **2551965** | K | **15,373.–** |
| **1605/EC** | **2551962** | K | **12,125.–** | **2551966** | K | **17,680.–** |



= ready for delivery, L = supply availability, C = approx. 2 weeks, K = approx. 4 weeks, AX = up to 16 weeks delivery time, please inquire for every order, A = on request, = please contact Wilo
Subject to change – all prices do not include VAT. Our General Terms of Delivery and Service apply (see www.wilo.com/legal) – valid from 01/01/2022 in Germany.



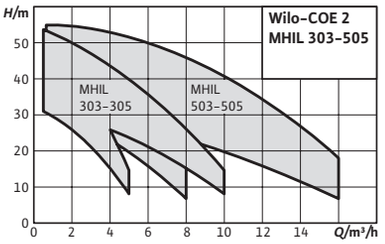


| Accessories | Page |
|---|---|
| Accessories | 477 |
| Commissioning/maintenance | 703 |

# Wilo-COE-2 MHIL BC

## Construction

Ready for connection, non-self-priming water-supply unit with 2 parallel-switched, horizontally arranged high-pressure multistage centrifugal pumps with fixed speed in glanded design of the MHIL series, equipped with BC switchgear.

## Application

- → Fully automatic water supply and pressure boosting in residential buildings and small commercial locations.
- → Pumping of drinking water and clean process water and other water mixtures that do not chemically or mechanically attack the materials used and do not contain any abrasive or long-fibre constituents.

## Scope of delivery

- → Factory-mounted, ready for connection pressure boosting system checked for functionality and impermeability
- → Packaging
- → Installation and operating instructions

## Your advantages

- → High operational reliability, thanks to system with two horizontal multistage MHIL pumps with stainless steel hydraulics
- → Highly efficient EC motor with IE3 class for three phase motors from 0.75 kW and larger
- → Drinking water approval (ACS) for pumps with components made of stainless steel that come into contact with the fluid
- → Simple operation thanks to Basic Control switchgear with all necessary functions

**Price group: PG6**

| Ordering information (1~230 V) | | | | | | |
|---|---|---|---|---|---|---|
| COE-2 MHIL BC | System output | Max. operating pressure | Gross weight, approx. | Art. no. | | |
| | *Q* | *p* bar | *m* kg | | 🚚 | EUR |
| **303-EM/BC** | - | 10 | 73 | 4164933 | K | **3,169.-** |
| **304-EM/BC** | - | 10 | 75 | 4164934 | K | **3,227.-** |
| **305-EM/BC** | - | 10 | 83 | 4164935 | K | **3,351.-** |
| **503-EM/BC** | - | 10 | 73 | 4164936 | K | **3,203.-** |
| **504-EM/BC** | - | 10 | 85 | 4164937 | K | **3,347.-** |
| **505-EM/BC** | - | 10 | 83 | 4164938 | K | **3,560.-** |

🚚 = ready for delivery, L = supply availability, C = approx. 2 weeks, K = approx. 4 weeks, AX = up to 16 weeks delivery time, please inquire for every order, A = on request, 📞 = please contact Wilo
Subject to change – all prices do not include VAT. Our General Terms of Delivery and Service apply (see www.wilo.com/legal) – valid from 01/01/2022 in Germany.

**Price group: PG6**

**Ordering information (3~400 V)**

| COE-2 MHIL BC | System output | Max. operating pressure | Gross weight, approx. | Art. no. | | |
|---|---|---|---|---|---|---|
| | *Q* | *p* bar | *m* kg | | | EUR |
| **305/BC** | – | 10 | 86 | 4164940 | K | **3,407.–** |
| **504/BC** | – | 10 | 85 | 4164942 | K | **3,407.–** |
| **505/BC** | – | 10 | 86 | 4164943 | K | **3,510.–** |

Water supply

= ready for delivery, L = supply availability, C = approx. 2 weeks, K = approx. 4 weeks, AX = up to 16 weeks delivery time, please inquire for every order, A = on request, = please contact Wilo
Subject to change – all prices do not include VAT. Our General Terms of Delivery and Service apply (see www.wilo.com/legal) – valid from 01/01/2022 in Germany.



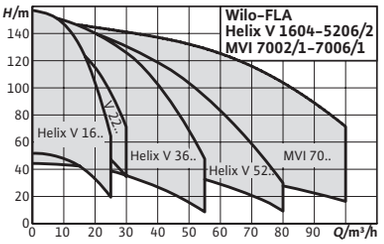


**Accessories** **Page**

Accessories 480

# Wilo-FLA-1

## Construction

Pressure-boosting system for fire extinguishing systems with indirect connection in accordance with DIN 14462. With a vertical stainless steel high-pressure multistage centrifugal pump in glanded version

## Application

Fully automatic water supply for fire extinguishing systems with wall hydrants of the type “F” in domestic, commercial and public buildings, hotels, hospitals, shopping centres and also offices and industrial buildings

## Scope of delivery

- → Factory-mounted, connection-ready pressure boosting system checked for functionality and impermeability
- → Packaging
- → Installation and operating instructions

## Your advantages

- → Sturdy system with one Helix FIRST V or MVI stainless steel high-pressure multistage centrifugal pump, in accordance with DIN 1988 and DIN 14462
- → Absolute operational reliability
- → Easy adjustment and operational reliability due to the FLA control unit
- → Pre-set throttle valve on the pressure side of the pump to protect the pump at low volume flows

**Price group: PG13**

**Ordering information**

FLA-1 Helix V

| Type | System output | Max. operating pressure | Gross weight, approx. | Art. no. | | |
|---|---|---|---|---|---|---|
| | *Q* m³/h | *p* bar | *m* kg | | | EUR |
| **FLA-1 Helix V 1604 PN10** | 18 | 10 | 140 | 2534419 | K | **9,563.-** |
| **FLA-1 Helix V 1605 PN10** | 18 | 10 | 154 | 2534420 | K | **9,719.-** |
| **FLA-1 Helix V 1606 PN10** | 18 | 10 | 156 | 2534421 | K | **10,167.-** |
| **FLA-1 Helix V 1607 PN10** | 18 | 10 | 196 | 2534422 | K | **11,498.-** |
| **FLA-1 Helix V 1608 PN16** | 18 | 16 | 198 | 2534423 | K | **11,855.-** |
| **FLA-1 Helix V 1609 PN16** | 18 | 16 | 212 | 2534424 | K | **12,390.-** |
| **FLA-1 Helix V 1610 PN16** | 18 | 16 | 215 | 2534425 | K | **12,816.-** |
| **FLA-1 Helix V 1611 PN16** | 18 | 16 | 216 | 2534426 | K | **13,198.-** |
| **FLA-1 Helix V 1612 PN16** | 18 | 16 | 229 | 2534427 | K | **13,766.-** |
| **FLA-1 Helix V 2204 PN10** | 24 | 10 | 225 | 2534428 | K | **12,804.-** |
| **FLA-1 Helix V 2205 PN10** | 24 | 10 | 235 | 2534429 | K | **13,547.-** |

= ready for delivery, L = supply availability, C = approx. 2 weeks, K = approx. 4 weeks, AX = up to 16 weeks delivery time, please inquire for every order, A = on request, = please contact Wilo
Subject to change – all prices do not include VAT. Our General Terms of Delivery and Service apply (see www.wilo.com/legal) – valid from 01/01/2022 in Germany.

FLA-1

Price group: PG13

## Ordering information

FLA-1 Helix V

| Type | System output | Max. operating pressure | Gross weight, approx. | Art. no. | | |
|---|---|---|---|---|---|---|
| | *Q* m³/h | *p* bar | *m* kg | | | EUR |
| **FLA-1 Helix V 2206 PN16** | 24 | 16 | 255 | 2534430 | K | **14,025.–** |
| **FLA-1 Helix V 2207 PN16** | 24 | 16 | 239 | 2534431 | K | **14,828.–** |
| **FLA-1 Helix V 2208 PN16** | 24 | 16 | 279 | 2534432 | K | **16,148.–** |
| **FLA-1 Helix V 3602/1 PN10** | 36 | 10 | 223 | 2534368 | K | **13,238.–** |
| **FLA-1 Helix V 3602 PN10** | 36 | 10 | 223 | 2534369 | K | **13,742.–** |
| **FLA-1 Helix V 3603/1 PN10** | 36 | 10 | 233 | 2534371 | K | **14,280.–** |
| **FLA-1 Helix V 3603/2 PN10** | 36 | 10 | 233 | 2534370 | K | **13,983.–** |
| **FLA-1 Helix V 3603 PN10** | 36 | 10 | 239 | 2534372 | K | **14,822.–** |
| **FLA-1 Helix V 3604/2 PN10** | 36 | 10 | 275 | 2534373 | K | **15,061.–** |
| **FLA-1 Helix V 3604 PN16** | 36 | 16 | 275 | 2534374 | K | **15,342.–** |
| **FLA-1 Helix V 3605/2 PN16** | 36 | 16 | 291 | 2534375 | K | **16,214.–** |
| **FLA-1 Helix V 3605 PN16** | 36 | 16 | 291 | 2534376 | K | **16,894.–** |
| **FLA-1 Helix V 3606/2 PN16** | 36 | 16 | 295 | 2534377 | K | **17,174.–** |
| **FLA-1 Helix V 3606 PN16** | 36 | 16 | 306 | 2534378 | K | **17,338.–** |
| **FLA-1 Helix V 5202 PN10** | 48 | 10 | 244 | 2534392 | K | **15,964.–** |
| **FLA-1 Helix V 5203/2 PN10** | 48 | 10 | 283 | 2534393 | K | **16,585.–** |
| **FLA-1 Helix V 5203 PN10** | 48 | 10 | 283 | 2534394 | K | **16,753.–** |
| **FLA-1 Helix V 5204/2 PN10** | 48 | 10 | 301 | 2534395 | K | **17,284.–** |
| **FLA-1 Helix V 5204 PN16** | 48 | 16 | 301 | 2534396 | K | **18,861.–** |
| **FLA-1 Helix V 5205/2 PN16** | 48 | 16 | 343 | 2534397 | K | **19,198.–** |
| **FLA-1 Helix V 5205 PN16** | 48 | 16 | 343 | 2534398 | K | **19,523.–** |
| **FLA-1 Helix V 5206/2 PN16** | 48 | 16 | 371 | 2534399 | K | **21,026.–** |

Price group: PG13

## Ordering information

FLA-1 MVI

| Type | System output | Max. operating pressure | Gross weight, approx. | Art. no. | | |
|---|---|---|---|---|---|---|
| | *Q* m³/h | *p* bar | *m* kg | | | EUR |
| **FLA-1 MVI 7002/1 PN10** | 48 | 10 | 332 | 2536577 | K | **16,715.–** |
| **FLA-1 MVI 7002 PN10** | 48 | 10 | 333 | 2536578 | K | **17,816.–** |
| **FLA-1 MVI 7003/1 PN10** | 48 | 10 | 369 | 2536580 | K | **19,955.–** |
| **FLA-1 MVI 7003/2 PN10** | 48 | 10 | 369 | 2536579 | K | **19,657.–** |
| **FLA-1 MVI 7003 PN10** | 48 | 10 | 386 | 2536581 | K | **20,192.–** |
| **FLA-1 MVI 7004/1 PN16** | 48 | 16 | 416 | 2536583 | K | **22,575.–** |
| **FLA-1 MVI 7004/2 PN10** | 48 | 10 | 390 | 2536582 | K | **21,622.–** |
| **FLA-1 MVI 7004 PN16** | 48 | 16 | 416 | 2536584 | K | **23,358.–** |
| **FLA-1 MVI 7005/1 PN16** | 48 | 16 | 499 | 2536586 | K | **26,008.–** |
| **FLA-1 MVI 7005/2 PN16** | 48 | 16 | 499 | 2536585 | K | **25,445.–** |
| **FLA-1 MVI 7005 PN16** | 48 | 16 | 499 | 2536587 | K | **26,459.–** |
| **FLA-1 MVI 7006/1 PN16** | 48 | 16 | 540 | 2536589 | K | **30,151.–** |
| **FLA-1 MVI 7006/2 PN16** | 48 | 16 | 510 | 2536588 | K | **28,862.–** |

= ready for delivery, L = supply availability, C = approx. 2 weeks, K = approx. 4 weeks, AX = up to 16 weeks delivery time, please inquire for every order, A = on request, = please contact Wilo
Subject to change – all prices do not include VAT. Our General Terms of Delivery and Service apply (see www.wilo.com/legal) – valid from 01/01/2022 in Germany.



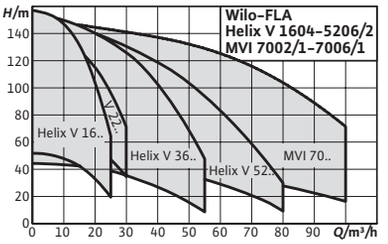


| Accessories | Page |
|---|---|
| Accessories | 480 |

# Wilo-FLA-2

## Construction

Pressure-boosting system for fire extinguishing systems with indirect connection in accordance with DIN 14462. With 2 vertical stainless steel high-pressure multistage centrifugal pumps in glanded version

## Application

Fully automatic water supply for fire extinguishing systems with wall hydrants of the type “F” in domestic, commercial and public buildings, hotels, hospitals, shopping centres and also offices and industrial buildings

## Scope of delivery

→ Factory-mounted, connection-ready pressure boosting system checked for functionality and impermeability

## Your advantages

→ Sturdy system with 2 Helix FIRST V or MVI stainless steel high-pressure multistage centrifugal pumps, in accordance with DIN 1988 and DIN 14462
→ Absolute operational reliability for 2-pump systems with 100 % redundancy
→ Easy adjustment and operational reliability due to the FLA control unit
→ Pre-set throttle valve on the pressure side of the pump to protect the pump at low volume flows

→ Packaging
→ Installation and operating instructions

**Price group: PG13**

**Ordering information**

FLA-2 Helix V

| Type | System output | Max. operating pressure | Gross weight, approx. | Art. no. | | |
|---|---|---|---|---|---|---|
| | *Q* m³/h | *p* bar | *m* kg | | | EUR |
| **FLA-2 Helix V 1604 PN10** | 18 | 10 | 246 | 2534358 | K | **21,068.-** |
| **FLA-2 Helix V 1605 PN10** | 18 | 10 | 272 | 2534359 | K | **21,231.-** |
| **FLA-2 Helix V 1606 PN10** | 18 | 10 | 274 | 2534360 | K | **21,927.-** |
| **FLA-2 Helix V 1607 PN10** | 18 | 10 | 360 | 2534361 | K | **24,304.-** |
| **FLA-2 Helix V 1608 PN16** | 18 | 16 | 365 | 2534362 | K | **24,566.-** |
| **FLA-2 Helix V 1609 PN16** | 18 | 16 | 417 | 2534363 | K | **25,302.-** |
| **FLA-2 Helix V 1610 PN16** | 18 | 16 | 421 | 2534364 | K | **25,689.-** |
| **FLA-2 Helix V 1611 PN16** | 18 | 16 | 424 | 2534365 | K | **26,883.-** |
| **FLA-2 Helix V 1612 PN16** | 18 | 16 | 597 | 2534366 | K | **29,302.-** |
| **FLA-2 Helix V 2204 PN10** | 24 | 10 | 601 | 2534433 | K | **26,902.-** |

= ready for delivery, L = supply availability, C = approx. 2 weeks, K = approx. 4 weeks, AX = up to 16 weeks delivery time, please inquire for every order, A = on request, = please contact Wilo
Subject to change – all prices do not include VAT. Our General Terms of Delivery and Service apply (see www.wilo.com/legal) – valid from 01/01/2022 in Germany.

Price group: PG13

## Ordering information

FLA-2 Helix V

| Type | System output | Max. operating pressure | Gross weight, approx. | Art. no. | | |
|---|---|---|---|---|---|---|
| | *Q* m³/h | *p* bar | *m* kg | | | EUR |
| **FLA-2 Helix V 2205 PN10** | 24 | 10 | 623 | 2534434 | K | **27,685.–** |
| **FLA-2 Helix V 2206 PN16** | 24 | 16 | 627 | 2534435 | K | **28,579.–** |
| **FLA-2 Helix V 2207 PN16** | 24 | 16 | 648 | 2534436 | K | **29,733.–** |
| **FLA-2 Helix V 2208 PN16** | 24 | 16 | 728 | 2534437 | K | **31,730.–** |
| **FLA-2 Helix V 3602/1 PN10** | 36 | 10 | 437 | 2534380 | K | **28,221.–** |
| **FLA-2 Helix V 3602 PN10** | 36 | 10 | 437 | 2534381 | K | **29,193.–** |
| **FLA-2 Helix V 3603/1 PN10** | 36 | 10 | 440 | 2534383 | K | **31,187.–** |
| **FLA-2 Helix V 3603/2 PN10** | 36 | 10 | 440 | 2534382 | K | **30,196.–** |
| **FLA-2 Helix V 3603 PN10** | 36 | 10 | 450 | 2534384 | K | **32,530.–** |
| **FLA-2 Helix V 3604/2 PN10** | 36 | 10 | 475 | 2534385 | K | **33,014.–** |
| **FLA-2 Helix V 3604 PN16** | 36 | 16 | 475 | 2534386 | K | **33,684.–** |
| **FLA-2 Helix V 3605/2 PN16** | 36 | 16 | 635 | 2534387 | K | **34,719.–** |
| **FLA-2 Helix V 3605 PN16** | 36 | 16 | 635 | 2534388 | K | **35,929.–** |
| **FLA-2 Helix V 3606/2 PN16** | 36 | 16 | 657 | 2534389 | K | **51,206.–** |
| **FLA-2 Helix V 3606 PN16** | 36 | 16 | 670 | 2534390 | K | **38,777.–** |
| **FLA-2 Helix V 5202 PN10** | 48 | 10 | 503 | 2534401 | K | **35,913.–** |
| **FLA-2 Helix V 5203/2 PN10** | 48 | 10 | 545 | 2534402 | K | **37,952.–** |
| **FLA-2 Helix V 5203 PN10** | 48 | 10 | 545 | 2534403 | K | **38,651.–** |
| **FLA-2 Helix V 5204/2 PN10** | 48 | 10 | 696 | 2534404 | K | **41,282.–** |
| **FLA-2 Helix V 5204 PN16** | 48 | 16 | 696 | 2534405 | K | **41,902.–** |
| **FLA-2 Helix V 5205/2 PN16** | 48 | 16 | 719 | 2534406 | K | **43,058.–** |
| **FLA-2 Helix V 5205 PN16** | 48 | 16 | 719 | 2534407 | K | **44,607.–** |
| **FLA-2 Helix V 5206/2 PN16** | 48 | 16 | 735 | 2534408 | K | **45,069.–** |

Price group: PG13

## Ordering information

FLA-2 MVI

| Type | System output | Max. operating pressure | Gross weight, approx. | Art. no. | | |
|---|---|---|---|---|---|---|
| | *Q* m³/h | *p* bar | *m* kg | | | EUR |
| **FLA-2 MVI 7002/1 PN10** | 48 | 10 | 841 | 2536590 | K | **38,054.–** |
| **FLA-2 MVI 7002 PN10** | 48 | 10 | 842 | 2536591 | K | **41,030.–** |
| **FLA-2 MVI 7003/1 PN10** | 48 | 10 | 923 | 2536593 | K | **44,599.–** |
| **FLA-2 MVI 7003/2 PN10** | 48 | 10 | 923 | 2536592 | K | **43,982.–** |
| **FLA-2 MVI 7003 PN10** | 48 | 10 | 989 | 2536594 | K | **46,180.–** |
| **FLA-2 MVI 7004/1 PN16** | 48 | 16 | 1072 | 2536596 | K | **51,358.–** |
| **FLA-2 MVI 7004/2 PN10** | 48 | 10 | 997 | 2536595 | K | **48,499.–** |
| **FLA-2 MVI 7004 PN16** | 48 | 16 | 836 | 2536597 | K | **53,075.–** |
| **FLA-2 MVI 7005/1 PN16** | 48 | 16 | 1323 | 2536599 | K | **56,765.–** |
| **FLA-2 MVI 7005/2 PN16** | 48 | 16 | 1323 | 2536598 | K | **56,527.–** |
| **FLA-2 MVI 7005 PN16** | 48 | 16 | 1323 | 2536600 | K | **59,851.–** |
| **FLA-2 MVI 7006/1 PN16** | 48 | 16 | 1448 | 2536602 | K | **62,989.–** |
| **FLA-2 MVI 7006/2 PN16** | 48 | 16 | 1397 | 2536601 | K | **60,605.–** |

= ready for delivery, L = supply availability, C = approx. 2 weeks, K = approx. 4 weeks, AX = up to 16 weeks delivery time, please inquire for every order, A = on request, = please contact Wilo
Subject to change – all prices do not include VAT. Our General Terms of Delivery and Service apply (see www.wilo.com/legal) – valid from 01/01/2022 in Germany.



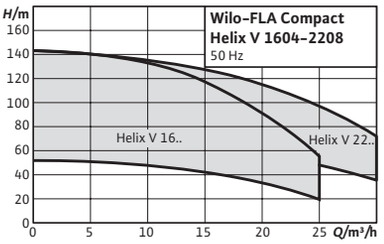


| Accessories | Page |
|---|---|
| Accessories | 480 |

# Wilo-FLA Compact-1 Helix V

## Construction

Pressure-boosting system for firefighting in accordance with DIN 14462 for indirect connection.
With a vertical, stainless steel high-pressure multistage centrifugal pump in glanded version and break tank.

## Application

Fully automatic water supply for fire-extinguishing systems with type “F” fire hose reels in domestic, commercial and public buildings, hotels, hospitals, shopping centres and industrial systems

## Scope of delivery

- → Factory-mounted, connection-ready pressure-boosting system checked for functionality and impermeability
- → Break tank ready for connection
- → Packaging

## Your advantages

- → Compact system with one Helix FIRST V series stainless steel high-pressure multistage centrifugal pump, in accordance with DIN 1988 and DIN 14462 (redundancy for 2-pump systems)
- → Complete system which is supplied with a round tank (approved for drinking water) connected directly to the suction connection of the pump
- → Hydraulic power within the series of up to 18 m3/h for 100 m delivery head
- → Easily adjustable and operationally reliable due to the FLA operating unit (TÜV tested)
- → Preconfigured bypass flow, for pump protection with low flow

- → Installation and operating instructions

**Price group: PG13**

**Ordering information**

| Type | System output | Max. operating pressure | Gross weight, approx. | Art. no. | | |
|---|---|---|---|---|---|---|
| | $Q$ m³/h | $p$ bar | $m$ kg | | | EUR |
| **FLA Compact-1 Helix V 1604 DS8** | 18 | 10 | 222 | 2540107 | K | **14,955.–** |
| **FLA Compact-1 Helix V 1605 DS8** | 18 | 10 | 236 | 2540108 | K | **15,496.–** |
| **FLA Compact-1 Helix V 1606 DS8** | 18 | 10 | 238 | 2540109 | K | **15,835.–** |
| **FLA Compact-1 Helix V 1607 DS10** | 18 | 10 | 278 | 2540110 | K | **16,143.–** |
| **FLA Compact-1 Helix V 1608 DS16** | 18 | 16 | 280 | 2540111 | K | **17,362.–** |
| **FLA Compact-1 Helix V 1609 DS16** | 18 | 16 | 294 | 2540112 | K | **17,892.–** |
| **FLA Compact-1 Helix V 1610 DS16** | 18 | 16 | 297 | 2540113 | K | **18,196.–** |

= ready for delivery, L = supply availability, C = approx. 2 weeks, K = approx. 4 weeks, AX = up to 16 weeks delivery time, please inquire for every order, A = on request, = please contact Wilo
Subject to change – all prices do not include VAT. Our General Terms of Delivery and Service apply (see www.wilo.com/legal) – valid from 01/01/2022 in Germany.

**Price group: PG13**

**Ordering information**

| Type | System output | Max. operating pressure | Gross weight, approx. | Art. no. | | |
|---|---|---|---|---|---|---|
| | *Q*<br>m³/h | *p*<br>bar | *m*<br>kg | | 🚚 | EUR |
| **FLA Compact-1 Helix V 1611 DS16** | 18 | 16 | 298 | 2540114 | K | **18,507.–** |
| **FLA Compact-1 Helix V 2204 DS8** | 18 | 10 | 286 | 2540116 | K | **17,796.–** |
| **FLA Compact-1 Helix V 2205 DS10** | 18 | 10 | 303 | 2540117 | K | **18,305.–** |
| **FLA Compact-1 Helix V 2206 DS16** | 18 | 16 | 304 | 2540118 | K | **18,884.–** |
| **FLA Compact-1 Helix V 2207 DS16** | 18 | 16 | 319 | 2540119 | K | **19,686.–** |
| **FLA Compact-1 Helix V 2208 DS16** | 18 | 16 | 359 | 2540120 | K | **20,925.–** |



🚚 = ready for delivery, L = supply availability, C = approx. 2 weeks, K = approx. 4 weeks, AX = up to 16 weeks delivery time, please inquire for every order, A = on request, 📞 = please contact Wilo
Subject to change – all prices do not include VAT. Our General Terms of Delivery and Service apply (see www.wilo.com/legal) – valid from 01/01/2022 in Germany.



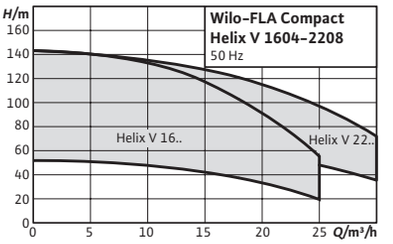


| Accessories | Page |
|---|---|
| Accessories | 480 |

# Wilo-FLA Compact-2 Helix V

## Construction

Pressure-boosting system for firefighting in accordance with DIN 14462 for indirect connection.
With 2 vertical, stainless steel high-pressure multistage centrifugal pumps in glanded version and break tank.

## Application

Fully automatic water supply for fire-extinguishing systems with type “F” fire hose reels in domestic, commercial and public buildings, hotels, hospitals, shopping centres and industrial systems

## Scope of delivery

- → Factory-mounted, connection-ready pressure-boosting system checked for functionality and impermeability
- → Break tank ready for connection
- → Packaging

## Your advantages

- → Compact system with 2 Helix FIRST V series stainless steel high-pressure multistage centrifugal pumps, in accordance with DIN 1988 and DIN 14462 (redundancy for 2-pump systems)
- → Complete system which is supplied with a round tank (approved for drinking water) connected directly to the suction connection of the pump
- → Hydraulic power within the series of up to 18 m3/h for 100 m delivery head
- → Easily adjustable and operationally reliable due to the FLA operating unit (TÜV tested)
- → Preconfigured bypass flow, for pump protection with low flow

- → Installation and operating instructions

**Price group: PG13**

**Ordering information**

| Type | System output | Max. operating pressure | Gross weight, approx. | Art. no. | | |
|---|---|---|---|---|---|---|
| | $Q$ m³/h | $p$ bar | $m$ kg | | | EUR |
| **FLA Compact-2 Helix V 1604 DS8** | 18 | 10 | 389 | 2540130 | K | **27,669.–** |
| **FLA Compact-2 Helix V 1605 DS8** | 18 | 10 | 393 | 2540131 | K | **28,856.–** |
| **FLA Compact-2 Helix V 1606 DS8** | 18 | 10 | 395 | 2540132 | K | **30,145.–** |
| **FLA Compact-2 Helix V 1607 DS10** | 18 | 10 | 406 | 2540133 | K | **31,240.–** |
| **FLA Compact-2 Helix V 1608 DS16** | 18 | 16 | 410 | 2540134 | K | **32,190.–** |
| **FLA Compact-2 Helix V 1609 DS16** | 18 | 16 | 460 | 2540135 | K | **33,310.–** |
| **FLA Compact-2 Helix V 1610 DS16** | 18 | 16 | 464 | 2540136 | K | **34,690.–** |

= ready for delivery, L = supply availability, C = approx. 2 weeks, K = approx. 4 weeks, AX = up to 16 weeks delivery time, please inquire for every order, A = on request, = please contact Wilo
Subject to change – all prices do not include VAT. Our General Terms of Delivery and Service apply (see www.wilo.com/legal) – valid from 01/01/2022 in Germany.

**Price group: PG13**

**Ordering information**

| Type | System output | Max. operating pressure | Gross weight, approx. | Art. no. | | |
|---|---|---|---|---|---|---|
| | *Q*<br>m³/h | *p*<br>bar | *m*<br>kg | | 🚚 | EUR |
| **FLA Compact-2 Helix V 1611 DS16** | 18 | 16 | 466 | 2540137 | K | **34,678.–** |
| **FLA Compact-2 Helix V 2204 DS8** | 18 | 8 | 453 | 2540139 | K | **32,730.–** |
| **FLA Compact-2 Helix V 2205 DS10** | 18 | 10 | 473 | 2540140 | K | **33,899.–** |
| **FLA Compact-2 Helix V 2206 DS16** | 18 | 16 | 475 | 2540141 | K | **34,703.–** |
| **FLA Compact-2 Helix V 2207 DS16** | 18 | 16 | 509 | 2540142 | K | **36,834.–** |
| **FLA Compact-2 Helix V 2208 DS16** | 18 | 16 | 579 | 2540143 | K | **38,006.–** |



🚚 = ready for delivery, L = supply availability, C = approx. 2 weeks, K = approx. 4 weeks, AX = up to 16 weeks delivery time, please inquire for every order, A = on request, 📞 = please contact Wilo
Subject to change – all prices do not include VAT. Our General Terms of Delivery and Service apply (see www.wilo.com/legal) – valid from 01/01/2022 in Germany.



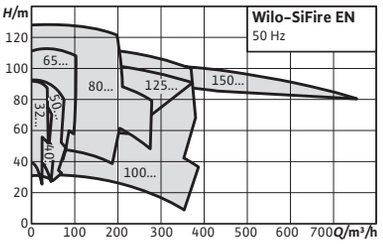


**Accessories** **Page**

Accessories 480

# Wilo-SiFire EN

## Construction

Pressure-boosting systems for firefighting according to EN 12845.
Consists of 1 or 2 pumps, depending on the module, with horizontal base plate - EN 733 - with spacer coupling, electric or diesel motor and a multistage, vertical electric jockey pump.

## Application

Fully automatic water supply of fire-extinguishing systems with a sprinkler system in residential, commercial, public and industrial buildings, as well as hotels, hospitals and department stores.

## Scope of delivery

- → Factory-mounted, ready-for-installation pressure-boosting system, which has been checked for functionality and impermeability
- → Packaging
- → Installation and operating instructions
- → Required accessories on request

## Your advantages

- → Pressure-loss optimised system designed in accordance with the EN 12845 Standard with electrical or diesel drive, jockey pump for maintaining system pressure
- → Flexible, modular and solid construction for safe transport and simple installation
- → Bypass volume flow for the protection of the pump with spacer coupling for simple maintenance
- → High-quality SC-Fire control prepared for BACnet and Modbus building management system integration
- → Special base plate for minimal vibrations, cable laid in the construction in such a way as to ensure maximum reliability and service life

**Price group: PG13**

**Ordering information**

| SiFire EN | System output | Max. operating pressure | Gross weight, approx. | Art. no. | | |
|---|---|---|---|---|---|---|
| | *Q* m³/h | *p* bar | *m* kg | | | EUR |
| **SiFire-EN-32/200-154-4E** | 29 | 16 | 410 | 4241381 | A | **12,097.-** |
| **SiFire-EN-32/200-172-5,5E** | 34 | 16 | 432 | 4241382 | A | **12,201.-** |
| **SiFire-EN-32/200-182-7,5E** | 36 | 16 | 435 | 4241383 | A | **12,842.-** |
| **SiFire-EN-32/200-191-7,5E** | 37 | 16 | 435 | 4241384 | A | **12,898.-** |

= ready for delivery, L = supply availability, C = approx. 2 weeks, K = approx. 4 weeks, AX = up to 16 weeks delivery time, please inquire for every order, A = on request, = please contact Wilo
Subject to change – all prices do not include VAT. Our General Terms of Delivery and Service apply (see www.wilo.com/legal) – valid from 01/01/2022 in Germany.

**SiFire EN**

Price group: PG13

## Ordering information

| SiFire EN | System output | Max. operating pressure | Gross weight, approx. | Art. no. | | |
|---|---|---|---|---|---|---|
| | *Q*<br>m³/h | *p*<br>bar | *m*<br>kg | | | EUR |
| SiFire-EN-32/200-200-11E | 39 | 16 | 517 | 4241385 | A | 13,286.– |
| SiFire-EN-32/250-198-7,5E | 31 | 16 | 529 | 4241386 | A | 13,065.– |
| SiFire-EN-32/250-222-11E | 34 | 16 | 529 | 4241387 | A | 13,548.– |
| SiFire-EN-32/250-234-15E | 35 | 16 | 569 | 4241388 | A | 13,714.– |
| SiFire-EN-32/250-246-15E | 37 | 16 | 701 | 4241389 | A | 13,768.– |
| SiFire-EN-32/250-262-18,5E | 39 | 16 | 437 | 4241390 | A | 14,269.– |
| SiFire-EN-40/200-188-7,5E | 53 | 16 | 503 | 4241391 | A | 12,322.– |
| SiFire-EN-40/200-205-11E | 62 | 16 | 503 | 4241392 | A | 13,070.– |
| SiFire-EN-40/200-212-15E | 66 | 16 | 503 | 4241393 | A | 13,393.– |
| SiFire-EN-40/250-218-15E | 55 | 16 | 511 | 4241394 | A | 15,097.– |
| SiFire-EN-40/250-226-18,5E | 59 | 16 | 511 | 4241395 | A | 15,416.– |
| SiFire-EN-40/250-244-22E | 61 | 16 | 512 | 4241396 | A | 16,232.– |
| SiFire-EN-40/250-250-30E | 61 | 16 | 520 | 4241397 | A | 18,545.– |
| SiFire-EN-50/160-147-5,5E | 81 | 16 | 520 | 4241398 | A | 12,543.– |
| SiFire-EN-50/160-155-7,5E | 81 | 16 | 520 | 4241399 | A | 12,884.– |
| SiFire-EN-50/160-173-11E | 78 | 16 | 532 | 4241400 | A | 13,609.– |
| SiFire-EN-50/160-178-15E | 81 | 16 | 532 | 4241401 | A | 13,857.– |
| SiFire-EN-50/200-182-11E | 86 | 16 | 572 | 4241402 | A | 13,956.– |
| SiFire-EN-50/200-192-15E | 88 | 16 | 572 | 4241403 | A | 14,581.– |
| SiFire-EN-50/200-202-15E | 83 | 16 | 440 | 4241404 | A | 14,649.– |
| SiFire-EN-50/200-210-18,5E | 84 | 16 | 440 | 4241405 | A | 15,732.– |
| SiFire-EN-50/200-218-22E | 86 | 16 | 506 | 4241406 | A | 15,950.– |
| SiFire-EN-50/250-220-18,5E | 83 | 16 | 512 | 4241407 | A | 16,082.– |
| SiFire-EN-50/250-240-22E | 79 | 16 | 512 | 4241408 | A | 16,706.– |
| SiFire-EN-50/250-242-30E | 81 | 16 | 520 | 4241409 | A | 19,002.– |
| SiFire-EN-50/250-249-30E | 83 | 16 | 520 | 4241410 | A | 19,105.– |
| SiFire-EN-50/250-258-37E | 85 | 16 | 742 | 4241411 | A | 19,341.– |
| SiFire-EN-65/200-178-15E | 137 | 16 | 532 | 4241412 | A | 15,818.– |
| SiFire-EN-65/200-185-18,5E | 125 | 16 | 572 | 4241413 | A | 16,450.– |
| SiFire-EN-65/200-195-22E | 128 | 16 | 579 | 4241414 | A | 16,864.– |
| SiFire-EN-65/200-207-30E | 133 | 16 | 711 | 4241415 | A | 19,949.– |
| SiFire-EN-65/200-214-30E | 135 | 16 | 711 | 4241416 | A | 20,398.– |
| SiFire-EN-65/200-226-37E | 138 | 16 | 542 | 4241417 | A | 20,861.– |
| SiFire-EN-65/250-226-30E | 141 | 16 | 582 | 4241418 | A | 20,933.– |
| SiFire-EN-65/250-248-37E | 111 | 16 | 582 | 4241419 | A | 21,029.– |
| SiFire-EN-65/250-258-45E | 113 | 16 | 714 | 4241420 | A | 23,161.– |
| SiFire-EN-65/250-264-55E | 114 | 16 | 741 | 4241421 | A | 25,430.– |
| SiFire-EN-65/315-295-75E | 124 | 16 | 780 | 4241422 | A | 46,981.– |
| SiFire-EN-65/315-305-75E | 125 | 16 | 881 | 4241423 | A | 47,607.– |
| SiFire-EN-65/315-316-90E | 125 | 16 | 938 | 4241424 | A | 48,552.– |
| SiFire-EN-65/315-330-110E | 125 | 16 | 1263 | 4241425 | A | 47,388.– |
| SiFire-EN-80/200-185-22E | 179 | 16 | 740 | 4241426 | A | 19,736.– |
| SiFire-EN-80/200-195-30E | 188 | 16 | 740 | 4241427 | A | 22,202.– |
| SiFire-EN-80/200-201-30E | 191 | 16 | 779 | 4241428 | A | 22,383.– |
| SiFire-EN-80/200-210-37E | 195 | 16 | 880 | 4241429 | A | 23,191.– |
| SiFire-EN-80/200-224-45E | 200 | 16 | 949 | 4241430 | A | 25,247.– |

= ready for delivery, L = supply availability, C = approx. 2 weeks, K = approx. 4 weeks, AX = up to 16 weeks delivery time, please inquire for every order, A = on request, = please contact Wilo
Subject to change – all prices do not include VAT. Our General Terms of Delivery and Service apply (see www.wilo.com/legal) – valid from 01/01/2022 in Germany.

**Price group: PG13**

**Ordering information**

| SiFire EN | System output | Max. operating pressure | Gross weight, approx. | Art. no. | | |
|---|---|---|---|---|---|---|
| | *Q*<br>m³/h | *p*<br>bar | *m*<br>kg | | 🚚 | EUR |
| **SiFire-EN-80/200-228-55E** | 202 | 16 | 1272 | 4241431 | A | **26,596.–** |
| **SiFire-EN-80/250-235-55E** | 227 | 16 | 1272 | 4241432 | A | **28,061.–** |
| **SiFire-EN-80/250-243-75E** | 233 | 16 | 1311 | 4241433 | A | **40,296.–** |
| **SiFire-EN-80/250-254-75E** | 232 | 16 | 1523 | 4241434 | A | **39,629.–** |
| **SiFire-EN-80/250-270-90E** | 232 | 16 | 1559 | 4241435 | A | **43,008.–** |
| **SiFire-EN-80/315-275-90E** | 225 | 16 | 1272 | 4241436 | A | **47,245.–** |
| **SiFire-EN-80/315-290-110E** | 216 | 16 | 1272 | 4241437 | A | **48,419.–** |
| **SiFire-EN-80/315-308-132E** | 219 | 16 | 1311 | 4241438 | A | **51,532.–** |
| **SiFire-EN-80/315-318-160E** | 221 | 16 | 1523 | 4241439 | A | **53,066.–** |
| **SiFire-EN-80/315-324-160E** | 223 | 16 | 1559 | 4241440 | A | **53,521.–** |
| **SiFire-EN-100/200-168R-22E** | 354 | 10 | 624 | 4183698 | K | **22,182.–** |
| **SiFire-EN-100/200-183-30E** | 359 | 10 | 776 | 4183699 | K | **23,377.–** |
| **SiFire-EN-100/200-194-37E** | 366 | 10 | 815 | 4183700 | K | **24,148.–** |
| **SiFire-EN-100/200-205-45E** | 377 | 10 | 916 | 4183701 | K | **31,447.–** |
| **SiFire-EN-100/200-212-45E** | 250 | 16 | 1559 | 4241441 | A | **31,447.–** |
| **SiFire-EN-100/200-219-55E** | 387 | 10 | 973 | 4183702 | K | **36,147.–** |
| **SiFire-EN-100/200-222-55E** | 323 | 16 | 1317 | 4241442 | A | **36,147.–** |
| **SiFire-EN-100/200-228-75E** | 321 | 16 | 1356 | 4241443 | A | **41,247.–** |
| **SiFire-EN-100/250-233-55E** | 348 | 10 | 987 | 4183703 | K | **36,984.–** |
| **SiFire-EN-100/250-255-90E** | 276 | 16 | 1550 | 4241444 | A | **43,740.–** |
| **SiFire-EN-100/250-260-110E** | 273 | 16 | 1600 | 4241445 | A | **48,288.–** |
| **SiFire-EN-100/250-267-110E** | 273 | 16 | 1681 | 4241446 | A | **48,458.–** |
| **SiFire-EN-100/250-280-132E** | 273 | 16 | 1401 | 4241447 | A | **51,016.–** |
| **SiFire-EN-100/315-285-132E** | 421 | 16 | 1595 | 4241448 | A | **59,337.–** |
| **SiFire-EN-100/315-296-160E** | 345 | 16 | 1631 | 4241449 | A | **66,697.–** |
| **SiFire-EN-100/315-302-160E** | 349 | 16 | 1712 | 4241450 | A | **67,091.–** |
| **SiFire-EN-100/315-318-200E** | 360 | 16 | 1759 | 4241451 | A | **72,266.–** |
| **SiFire-EN-125/250-266-160E** | 499 | 16 | 2250 | 4241454 | A | **71,802.–** |
| **SiFire-EN-125/250-274-200E** | 507 | 16 | 2250 | 4241455 | A | **76,148.–** |
| **Sifire-EN-100/250-247-75E** | 375 | 10 | 1407 | 4183704 | A | **41,247.–** |
| **Sifire-EN-100/250-256-90E** | 383 | 10 | 1446 | 4183705 | A | **43,740.–** |
| **Sifire-EN-100/250-269-110E** | 380 | 10 | 1640 | 4183706 | A | **48,458.–** |
| **Sifire-EN-125/250-224-90E** | 223 | 10 | 1491 | 4183711 | A | **53,753.–** |
| **Sifire-EN-125/250-237-110E** | 303 | 10 | 1685 | 4183712 | A | **57,192.–** |
| **Sifire-EN-125/250-251-132E** | 334 | 10 | 1721 | 4183713 | A | **62,644.–** |
| **Sifire-EN-125/315-290-160E** | 373 | 16 | 1849 | 4183715 | A | **67,480.–** |
| **Sifire-EN-150/315-273-200E** | 431 | 16 | 2140 | 4183716 | A | **86,106.–** |
| **Sifire-EN-150/315-279-250E** | 569 | 16 | 2340 | 4183717 | A | **91,607.–** |
| **Sifire-EN-150/315-291-250E** | 756 | 16 | 2340 | 4183718 | A | **93,273.–** |

🚚 = ready for delivery, L = supply availability, C = approx. 2 weeks, K = approx. 4 weeks, AX = up to 16 weeks delivery time, please inquire for every order, A = on request, 📞 = please contact Wilo
Subject to change – all prices do not include VAT. Our General Terms of Delivery and Service apply (see www.wilo.com/legal) – valid from 01/01/2022 in Germany.

Price group: PG13

## Ordering information

| SiFire EN | System output | Max. operating pressure | Gross weight, approx. | Art. no. | | |
|---|---|---|---|---|---|---|
| | *Q*<br>m³/h | *p*<br>bar | *m*<br>kg | | | EUR |
| SiFire-EN-32/200-154-4,2D | 29 | 16 | 485 | 4241531 | A | 20,778.– |
| SiFire-EN-32/200-172-6,8D | 34 | 16 | 500 | 4241532 | A | 21,087.– |
| SiFire-EN-32/200-182-6,8D | 36 | 16 | 500 | 4241533 | A | 24,725.– |
| SiFire-EN-32/200-191-10,5D | 37 | 16 | 530 | 4241534 | A | 25,563.– |
| SiFire-EN-32/200-200-10,5D | 39 | 16 | 590 | 4241535 | A | 25,745.– |
| SiFire-EN-32/250-198-6,8D | 31 | 16 | 590 | 4241536 | A | 25,247.– |
| SiFire-EN-32/250-222-10,5D | 34 | 16 | 645 | 4241537 | A | 26,090.– |
| SiFire-EN-32/250-234-12,9D | 35 | 16 | 645 | 4241538 | A | 26,034.– |
| SiFire-EN-32/250-246-17,7D | 37 | 16 | 480 | 4241539 | A | 26,511.– |
| SiFire-EN-32/250-262-17,7D | 39 | 16 | 532 | 4241540 | A | 26,756.– |
| SiFire-EN-40/200-188-6,8D | 53 | 16 | 532 | 4241541 | A | 22,785.– |
| SiFire-EN-40/200-205-10,5D | 62 | 16 | 537 | 4241542 | A | 24,853.– |
| SiFire-EN-40/200-212-12,9D | 66 | 16 | 537 | 4241543 | A | 25,166.– |
| SiFire-EN-40/250-218-17,7D | 55 | 16 | 546 | 4241544 | A | 27,711.– |
| SiFire-EN-40/250-226-17,7D | 59 | 16 | 546 | 4241545 | A | 27,977.– |
| SiFire-EN-40/250-244-26,5D | 61 | 16 | 593 | 4241546 | A | 31,597.– |
| SiFire-EN-40/250-250-26,5D | 61 | 16 | 593 | 4241547 | A | 31,830.– |
| SiFire-EN-50/160-147-6,8D | 81 | 16 | 593 | 4241548 | A | 22,460.– |
| SiFire-EN-50/160-155-6,8D | 81 | 16 | 648 | 4241549 | A | 22,633.– |
| SiFire-EN-50/160-173-12,9D | 78 | 16 | 648 | 4241550 | A | 25,402.– |
| SiFire-EN-50/160-178-12,9D | 81 | 16 | 505 | 4241551 | A | 25,557.– |
| SiFire-EN-50/200-182-10,5D | 86 | 16 | 505 | 4241552 | A | 25,309.– |
| SiFire-EN-50/200-192-12,9D | 88 | 16 | 535 | 4241553 | A | 26,098.– |
| SiFire-EN-50/200-202-17,7D | 83 | 16 | 540 | 4241554 | A | 27,539.– |
| SiFire-EN-50/200-210-17,7D | 84 | 16 | 546 | 4241555 | A | 27,690.– |
| SiFire-EN-50/200-218-26,5D | 86 | 16 | 546 | 4241556 | A | 31,426.– |
| SiFire-EN-50/250-220-17,7D | 83 | 16 | 593 | 4241557 | A | 28,961.– |
| SiFire-EN-50/250-240-26,5D | 79 | 16 | 593 | 4241558 | A | 32,234.– |
| SiFire-EN-50/250-242-26,5D | 81 | 16 | 648 | 4241559 | A | 34,305.– |
| SiFire-EN-50/250-249-31,5D | 83 | 16 | 648 | 4241560 | A | 37,073.– |
| SiFire-EN-50/250-258-37D | 85 | 16 | 655 | 4241561 | A | 38,579.– |
| SiFire-EN-65/200-178-17,7D | 137 | 16 | 655 | 4241562 | A | 32,179.– |
| SiFire-EN-65/200-185-17,7D | 125 | 16 | 785 | 4241563 | A | 32,790.– |
| SiFire-EN-65/200-195-26,5D | 128 | 16 | 603 | 4241564 | A | 33,065.– |
| SiFire-EN-65/200-207-26,5D | 133 | 16 | 658 | 4241565 | A | 35,029.– |
| SiFire-EN-65/200-214-31,5D | 135 | 16 | 658 | 4241566 | A | 37,753.– |
| SiFire-EN-65/200-226-37D | 138 | 16 | 788 | 4241567 | A | 38,732.– |
| SiFire-EN-65/250-226-31,5D | 141 | 16 | 815 | 4241568 | A | 38,304.– |
| SiFire-EN-65/250-248-37D | 111 | 16 | 851 | 4241569 | A | 39,684.– |
| SiFire-EN-65/250-258-47,7D | 113 | 16 | 851 | 4241570 | A | 40,807.– |
| SiFire-EN-65/250-264-47,7D | 114 | 16 | 885 | 4241571 | A | 40,902.– |
| SiFire-EN-65/315-295-66D | 124 | 16 | 1029 | 4241572 | A | 54,583.– |
| SiFire-EN-65/315-305-100D | 125 | 16 | 814 | 4241573 | A | 62,565.– |
| SiFire-EN-65/315-316-100D | 125 | 16 | 850 | 4241574 | A | 61,998.– |
| SiFire-EN-65/315-330-100D | 125 | 16 | 850 | 4241575 | A | 62,529.– |
| SiFire-EN-80/200-185-26,5D | 179 | 16 | 912 | 4241576 | A | 35,784.– |

= ready for delivery, L = supply availability, C = approx. 2 weeks, K = approx. 4 weeks, AX = up to 16 weeks delivery time, please inquire for every order, A = on request, = please contact Wilo
Subject to change – all prices do not include VAT. Our General Terms of Delivery and Service apply (see www.wilo.com/legal) – valid from 01/01/2022 in Germany.

**Price group: PG13**

**Ordering information**

| SiFire EN | System output | Max. operating pressure | Gross weight, approx. | Art. no. | | |
|---|---|---|---|---|---|---|
| | *Q*<br>m³/h | *p*<br>bar | *m*<br>kg | | 🚚 | EUR |
| **SiFire-EN-80/200-195-26,5D** | 188 | 16 | 912 | 4241577 | A | **36,090.–** |
| **SiFire-EN-80/200-201-31,5D** | 191 | 16 | 1038 | 4241578 | A | **39,758.–** |
| **SiFire-EN-80/200-210-37D** | 195 | 16 | 1038 | 4241579 | A | **41,834.–** |
| **SiFire-EN-80/200-224-47,7D** | 200 | 16 | 1076 | 4241580 | A | **42,192.–** |
| **SiFire-EN-80/200-228-47,7D** | 202 | 16 | 1081 | 4241581 | A | **42,333.–** |
| **SiFire-EN-80/250-235-66D** | 227 | 16 | 700 | 4241582 | A | **45,419.–** |
| **SiFire-EN-80/250-243-66D** | 233 | 16 | 830 | 4241583 | A | **50,683.–** |
| **SiFire-EN-80/250-254-100D** | 232 | 16 | 866 | 4241584 | A | **53,175.–** |
| **SiFire-EN-80/250-270-100D** | 232 | 16 | 866 | 4241585 | A | **53,429.–** |
| **SiFire-EN-80/315-275-100D** | 225 | 16 | 900 | 4241586 | A | **60,589.–** |
| **SiFire-EN-80/315-290-109D** | 216 | 16 | 914 | 4241587 | A | **63,165.–** |
| **SiFire-EN-80/315-308-145D** | 219 | 16 | 1083 | 4241588 | A | **69,482.–** |
| **SiFire-EN-80/315-318-145D** | 221 | 16 | 1083 | 4241589 | A | **70,077.–** |
| **SiFire-EN-80/315-324-197D** | 223 | 16 | 1103 | 4241590 | A | **80,936.–** |
| **SiFire-EN-100/200-168R-26,5D** | 354 | 10 | 700 | 4183836 | K | **42,619.–** |
| **SiFire-EN-100/200-183-31,5D** | 359 | 10 | 850 | 4183837 | K | **43,376.–** |
| **SiFire-EN-100/200-194-47,7D** | 366 | 10 | 886 | 4183838 | K | **45,519.–** |
| **SiFire-EN-100/200-205-47,7D** | 377 | 10 | 886 | 4183839 | K | **45,619.–** |
| **SiFire-EN-100/200-212-47,7D** | 250 | 16 | 1122 | 4241591 | A | **45,984.–** |
| **SiFire-EN-100/200-219-66D** | 387 | 10 | 920 | 4183840 | K | **47,708.–** |
| **SiFire-EN-100/200-222-66D** | 323 | 16 | 1273 | 4241592 | A | **47,941.–** |
| **SiFire-EN-100/200-228-66D** | 321 | 16 | 1128 | 4241593 | A | **48,314.–** |
| **SiFire-EN-100/250-233-66D** | 348 | 10 | 934 | 4183841 | K | **48,449.–** |
| **SiFire-EN-100/250-255-100D** | 276 | 16 | 1148 | 4241594 | A | **57,254.–** |
| **SiFire-EN-100/250-260-100D** | 273 | 16 | 1148 | 4241595 | A | **58,109.–** |
| **SiFire-EN-100/250-267-109D** | 273 | 16 | 1153 | 4241596 | A | **59,465.–** |
| **SiFire-EN-100/250-280-145D** | 273 | 16 | 1304 | 4241597 | A | **63,031.–** |
| **SiFire-EN-100/315-285-145D** | 421 | 16 | 1351 | 4241598 | A | **73,886.–** |
| **SiFire-EN-100/315-296-145D** | 345 | 16 | 1496 | 4241599 | A | **74,615.–** |
| **SiFire-EN-100/315-302-197D** | 349 | 16 | 1496 | 4241600 | A | **97,232.–** |
| **SiFire-EN-100/315-318-197D** | 360 | 16 | 1496 | 4241601 | A | **97,958.–** |
| **SiFire-EN-125/250-266-197D** | 499 | 16 | 1496 | 4241604 | A | **86,022.–** |
| **SiFire-EN-125/250-274-197D** | 507 | 16 | 1496 | 4241605 | A | **86,320.–** |
| **Sifire-EN-100/250-247-100D** | 375 | 10 | 1173 | 4183842 | A | **53,401.–** |
| **Sifire-EN-100/250-256-100D** | 383 | 10 | 1173 | 4183843 | A | **57,806.–** |
| **Sifire-EN-100/250-269-109D** | 380 | 10 | 1193 | 4183844 | A | **59,062.–** |
| **Sifire-EN-125/250-224-100D** | 223 | 10 | 1218 | 4183849 | A | **68,297.–** |
| **Sifire-EN-125/250-237-109D** | 303 | 10 | 1238 | 4183850 | A | **75,154.–** |
| **Sifire-EN-125/250-251-145D** | 334 | 10 | 1243 | 4183851 | A | **78,795.–** |
| **Sifire-EN-125/315-290-197D** | 373 | 16 | 1441 | 4183853 | A | **76,744.–** |
| **Sifire-EN-150/315-273-222D** | 431 | 16 | 1586 | 4183854 | A | **101,851.–** |
| **Sifire-EN-150/315-279-222D** | 569 | 16 | 1586 | 4183855 | A | **99,713.–** |
| **Sifire-EN-150/315-291-246D** | 756 | 16 | 1586 | 4183856 | A | **106,019.–** |

🚚 = ready for delivery, L = supply availability, C = approx. 2 weeks, K = approx. 4 weeks, AX = up to 16 weeks delivery time, please inquire for every order, A = on request, 📞 = please contact Wilo
Subject to change – all prices do not include VAT. Our General Terms of Delivery and Service apply (see www.wilo.com/legal) – valid from 01/01/2022 in Germany.

**SiFire EN**

Price group: PG13

## Ordering information

| SiFire EN | System output | Max. operating pressure | Gross weight, approx. | Art. no. | | |
|---|---|---|---|---|---|---|
| | *Q*<br>m³/h | *p*<br>bar | *m*<br>kg | | | EUR |
| SiFire-EN-32/200-154-4EJ | 29 | 16 | 454 | 4241456 | A | 14,700.– |
| SiFire-EN-32/200-172-5,5EJ | 34 | 16 | 476 | 4241457 | A | 14,757.– |
| SiFire-EN-32/200-182-7,5EJ | 36 | 16 | 479 | 4241458 | A | 14,943.– |
| SiFire-EN-32/200-191-7,5EJ | 37 | 16 | 479 | 4241459 | A | 15,031.– |
| SiFire-EN-32/200-200-11EJ | 39 | 16 | 561 | 4241460 | A | 15,507.– |
| SiFire-EN-32/250-198-7,5EJ | 31 | 16 | 573 | 4241461 | A | 15,156.– |
| SiFire-EN-32/250-222-11EJ | 34 | 16 | 573 | 4241462 | A | 15,816.– |
| SiFire-EN-32/250-234-15EJ | 35 | 16 | 613 | 4241463 | A | 16,166.– |
| SiFire-EN-32/250-246-15EJ | 37 | 16 | 745 | 4241464 | A | 16,485.– |
| SiFire-EN-32/250-262-18,5EJ | 39 | 16 | 481 | 4241465 | A | 17,045.– |
| SiFire-EN-40/200-188-7,5EJ | 53 | 16 | 547 | 4241466 | A | 14,842.– |
| SiFire-EN-40/200-205-11EJ | 62 | 16 | 547 | 4241467 | A | 15,693.– |
| SiFire-EN-40/200-212-15EJ | 66 | 16 | 547 | 4241468 | A | 16,121.– |
| SiFire-EN-40/250-218-15EJ | 55 | 16 | 555 | 4241469 | A | 18,028.– |
| SiFire-EN-40/250-226-18,5EJ | 59 | 16 | 555 | 4241470 | A | 18,485.– |
| SiFire-EN-40/250-244-22EJ | 61 | 16 | 556 | 4241471 | A | 19,275.– |
| SiFire-EN-40/250-250-30EJ | 61 | 16 | 564 | 4241472 | A | 20,175.– |
| SiFire-EN-50/160-147-5,5EJ | 81 | 16 | 564 | 4241473 | A | 14,584.– |
| SiFire-EN-50/160-155-7,5EJ | 81 | 16 | 564 | 4241474 | A | 15,528.– |
| SiFire-EN-50/160-173-11EJ | 78 | 16 | 576 | 4241475 | A | 16,296.– |
| SiFire-EN-50/160-178-15EJ | 81 | 16 | 576 | 4241476 | A | 15,822.– |
| SiFire-EN-50/200-182-11EJ | 86 | 16 | 616 | 4241477 | A | 16,606.– |
| SiFire-EN-50/200-192-15EJ | 88 | 16 | 616 | 4241478 | A | 17,363.– |
| SiFire-EN-50/200-202-15EJ | 83 | 16 | 484 | 4241479 | A | 17,525.– |
| SiFire-EN-50/200-210-18,5EJ | 84 | 16 | 484 | 4241480 | A | 18,773.– |
| SiFire-EN-50/200-218-22EJ | 86 | 16 | 550 | 4241481 | A | 18,857.– |
| SiFire-EN-50/250-220-18,5EJ | 83 | 16 | 556 | 4241482 | A | 17,507.– |
| SiFire-EN-50/250-240-22EJ | 79 | 16 | 556 | 4241483 | A | 19,657.– |
| SiFire-EN-50/250-242-30EJ | 81 | 16 | 564 | 4241484 | A | 22,052.– |
| SiFire-EN-50/250-249-30EJ | 83 | 16 | 564 | 4241485 | A | 21,101.– |
| SiFire-EN-50/250-258-37EJ | 85 | 16 | 786 | 4241486 | A | 21,425.– |
| SiFire-EN-65/200-178-15EJ | 137 | 16 | 576 | 4241487 | A | 17,833.– |
| SiFire-EN-65/200-185-18,5EJ | 125 | 16 | 616 | 4241488 | A | 19,402.– |
| SiFire-EN-65/200-195-22EJ | 128 | 16 | 623 | 4241489 | A | 19,771.– |
| SiFire-EN-65/200-207-30EJ | 133 | 16 | 755 | 4241490 | A | 23,039.– |
| SiFire-EN-65/200-214-30EJ | 135 | 16 | 755 | 4241491 | A | 23,561.– |
| SiFire-EN-65/200-226-37EJ | 138 | 16 | 586 | 4241492 | A | 23,394.– |
| SiFire-EN-65/250-226-30EJ | 141 | 16 | 626 | 4241493 | A | 23,915.– |
| SiFire-EN-65/250-248-37EJ | 111 | 16 | 626 | 4241494 | A | 23,915.– |
| SiFire-EN-65/250-258-45EJ | 113 | 16 | 758 | 4241495 | A | 26,214.– |
| SiFire-EN-65/250-264-55EJ | 114 | 16 | 785 | 4241496 | A | 28,539.– |
| SiFire-EN-65/315-295-75EJ | 124 | 16 | 824 | 4241497 | A | 50,324.– |
| SiFire-EN-65/315-305-75EJ | 125 | 16 | 925 | 4241498 | A | 51,424.– |
| SiFire-EN-65/315-316-90EJ | 125 | 16 | 982 | 4241499 | A | 52,861.– |
| SiFire-EN-65/315-330-110EJ | 125 | 16 | 1307 | 4241500 | A | 58,466.– |
| SiFire-EN-80/200-185-22EJ | 179 | 16 | 784 | 4241501 | A | 21,859.– |

= ready for delivery, L = supply availability, C = approx. 2 weeks, K = approx. 4 weeks, AX = up to 16 weeks delivery time, please inquire for every order, A = on request, = please contact Wilo
Subject to change – all prices do not include VAT. Our General Terms of Delivery and Service apply (see www.wilo.com/legal) – valid from 01/01/2022 in Germany.

Price group: PG13

## Ordering information

| SiFire EN | System output | Max. operating pressure | Gross weight, approx. | Art. no. | | |
|---|---|---|---|---|---|---|
| | *Q*<br>m³/h | *p*<br>bar | *m*<br>kg | | 🚚 | EUR |
| SiFire-EN-80/200-195-30EJ | 188 | 16 | 784 | 4241502 | A | 24,205.– |
| SiFire-EN-80/200-201-30EJ | 191 | 16 | 823 | 4241503 | A | 25,478.– |
| SiFire-EN-80/200-210-37EJ | 195 | 16 | 924 | 4241504 | A | 26,370.– |
| SiFire-EN-80/200-224-45EJ | 200 | 16 | 993 | 4241505 | A | 28,452.– |
| SiFire-EN-80/200-228-55EJ | 202 | 16 | 1316 | 4241506 | A | 29,180.– |
| SiFire-EN-80/250-235-55EJ | 227 | 16 | 1316 | 4241507 | A | 31,238.– |
| SiFire-EN-80/250-243-75EJ | 233 | 16 | 1355 | 4241508 | A | 43,149.– |
| SiFire-EN-80/250-254-75EJ | 232 | 16 | 1567 | 4241509 | A | 42,776.– |
| SiFire-EN-80/250-270-90EJ | 232 | 16 | 1603 | 4241510 | A | 46,150.– |
| SiFire-EN-80/315-275-90EJ | 225 | 16 | 1316 | 4241511 | A | 49,093.– |
| SiFire-EN-80/315-290-110EJ | 216 | 16 | 1316 | 4241512 | A | 57,212.– |
| SiFire-EN-80/315-308-132EJ | 219 | 16 | 1355 | 4241513 | A | 54,930.– |
| SiFire-EN-80/315-318-160EJ | 221 | 16 | 1567 | 4241514 | A | 56,835.– |
| SiFire-EN-80/315-324-160EJ | 223 | 16 | 1603 | 4241515 | A | 57,648.– |
| SiFire-EN-100/200-168R-22EJ | 354 | 10 | 743 | 4183767 | K | 36,854.– |
| SiFire-EN-100/200-183-30EJ | 359 | 10 | 825 | 4183768 | K | 26,367.– |
| SiFire-EN-100/200-194-37EJ | 366 | 10 | 867 | 4183769 | K | 27,184.– |
| SiFire-EN-100/200-205-45EJ | 377 | 10 | 968 | 4183770 | K | 35,122.– |
| SiFire-EN-100/200-212-45EJ | 250 | 16 | 1603 | 4241516 | A | 35,122.– |
| SiFire-EN-100/200-219-55EJ | 387 | 10 | 1026 | 4183771 | K | 40,193.– |
| SiFire-EN-100/200-222-55EJ | 323 | 16 | 1361 | 4241517 | A | 40,193.– |
| SiFire-EN-100/200-228-75EJ | 321 | 16 | 1400 | 4241518 | A | 44,082.– |
| SiFire-EN-100/250-233-55EJ | 348 | 10 | 1040 | 4183772 | K | 40,932.– |
| SiFire-EN-100/250-255-90EJ | 276 | 16 | 1594 | 4241519 | A | 46,666.– |
| SiFire-EN-100/250-260-110EJ | 273 | 16 | 1644 | 4241520 | A | 49,943.– |
| SiFire-EN-100/250-267-110EJ | 273 | 16 | 1725 | 4241521 | A | 51,483.– |
| SiFire-EN-100/250-280-132EJ | 273 | 16 | 1445 | 4241522 | A | 52,645.– |
| SiFire-EN-100/315-285-132EJ | 421 | 16 | 1639 | 4241523 | A | 63,210.– |
| SiFire-EN-100/315-296-160EJ | 345 | 16 | 1675 | 4241524 | A | 70,569.– |
| SiFire-EN-100/315-302-160EJ | 349 | 16 | 1756 | 4241525 | A | 71,614.– |
| SiFire-EN-100/315-318-200EJ | 360 | 16 | 1803 | 4241526 | A | 76,790.– |
| SiFire-EN-125/250-266-160EJ | 499 | 16 | 2294 | 4241529 | A | 79,854.– |
| SiFire-EN-125/250-274-200EJ | 507 | 16 | 2294 | 4241530 | A | 83,469.– |
| Sifire-EN-100/250-247-75EJ | 375 | 10 | 1538 | 4183773 | A | 44,082.– |
| Sifire-EN-100/250-256-90EJ | 383 | 10 | 1577 | 4183774 | A | 46,666.– |
| Sifire-EN-100/250-269-110EJ | 380 | 10 | 1771 | 4183775 | A | 51,483.– |
| Sifire-EN-125/250-224-90EJ | 223 | 10 | 1628 | 4183780 | A | 56,936.– |
| Sifire-EN-125/250-237-110EJ | 303 | 10 | 1822 | 4183781 | A | 60,376.– |
| Sifire-EN-125/250-251-132EJ | 334 | 10 | 1858 | 4183782 | A | 67,567.– |
| Sifire-EN-125/315-290-160EJ | 373 | 16 | 1988 | 4183784 | A | 71,143.– |
| Sifire-EN-150/315-273-200EJ | 431 | 16 | 2287 | 4183785 | A | 89,182.– |
| Sifire-EN-150/315-279-250EJ | 569 | 16 | 2487 | 4183786 | A | 95,205.– |
| Sifire-EN-150/315-291-250EJ | 756 | 16 | 2489 | 4183787 | A | 96,935.– |

🚚 = ready for delivery, L = supply availability, C = approx. 2 weeks, K = approx. 4 weeks, AX = up to 16 weeks delivery time, please inquire for every order, A = on request, 📞 = please contact Wilo
Subject to change – all prices do not include VAT. Our General Terms of Delivery and Service apply (see www.wilo.com/legal) – valid from 01/01/2022 in Germany.

Price group: PG13

## Ordering information

| SiFire EN | System output | Max. operating pressure | Gross weight, approx. | Art. no. | | |
|---|---|---|---|---|---|---|
| | *Q*<br>m³/h | *p*<br>bar | *m*<br>kg | | | EUR |
| SiFire-EN-32/200-154-4,2DJ | 29 | 16 | 614 | 4241606 | A | 23,278.– |
| SiFire-EN-32/200-172-6,8DJ | 34 | 16 | 629 | 4241607 | A | 23,510.– |
| SiFire-EN-32/200-182-6,8DJ | 36 | 16 | 629 | 4241608 | A | 23,605.– |
| SiFire-EN-32/200-191-10,5DJ | 37 | 16 | 659 | 4241609 | A | 25,684.– |
| SiFire-EN-32/200-200-10,5DJ | 39 | 16 | 719 | 4241610 | A | 26,539.– |
| SiFire-EN-32/250-198-6,8DJ | 31 | 16 | 719 | 4241611 | A | 24,815.– |
| SiFire-EN-32/250-222-10,5DJ | 34 | 16 | 774 | 4241612 | A | 27,014.– |
| SiFire-EN-32/250-234-12,9DJ | 35 | 16 | 774 | 4241613 | A | 27,810.– |
| SiFire-EN-32/250-246-17,7DJ | 37 | 16 | 609 | 4241614 | A | 28,680.– |
| SiFire-EN-32/250-262-17,7DJ | 39 | 16 | 661 | 4241615 | A | 29,387.– |
| SiFire-EN-40/200-188-6,8DJ | 53 | 16 | 661 | 4241616 | A | 24,525.– |
| SiFire-EN-40/200-205-10,5DJ | 62 | 16 | 666 | 4241617 | A | 27,459.– |
| SiFire-EN-40/200-212-12,9DJ | 66 | 16 | 666 | 4241618 | A | 27,792.– |
| SiFire-EN-40/250-218-17,7DJ | 55 | 16 | 675 | 4241619 | A | 30,662.– |
| SiFire-EN-40/250-226-17,7DJ | 59 | 16 | 675 | 4241620 | A | 30,702.– |
| SiFire-EN-40/250-244-26,5DJ | 61 | 16 | 722 | 4241621 | A | 34,428.– |
| SiFire-EN-40/250-250-26,5DJ | 61 | 16 | 722 | 4241622 | A | 34,684.– |
| SiFire-EN-50/160-147-6,8DJ | 81 | 16 | 722 | 4241623 | A | 24,328.– |
| SiFire-EN-50/160-155-6,8DJ | 81 | 16 | 777 | 4241624 | A | 25,220.– |
| SiFire-EN-50/160-173-12,9DJ | 78 | 16 | 777 | 4241625 | A | 26,813.– |
| SiFire-EN-50/160-178-12,9DJ | 81 | 16 | 634 | 4241626 | A | 28,101.– |
| SiFire-EN-50/200-182-10,5DJ | 86 | 16 | 634 | 4241627 | A | 27,109.– |
| SiFire-EN-50/200-192-12,9DJ | 88 | 16 | 664 | 4241628 | A | 28,687.– |
| SiFire-EN-50/200-202-17,7DJ | 83 | 16 | 669 | 4241629 | A | 30,236.– |
| SiFire-EN-50/200-210-17,7DJ | 84 | 16 | 675 | 4241630 | A | 30,402.– |
| SiFire-EN-50/200-218-26,5DJ | 86 | 16 | 675 | 4241631 | A | 34,145.– |
| SiFire-EN-50/250-220-17,7DJ | 83 | 16 | 722 | 4241632 | A | 30,963.– |
| SiFire-EN-50/250-240-26,5DJ | 79 | 16 | 722 | 4241633 | A | 34,981.– |
| SiFire-EN-50/250-242-26,5DJ | 81 | 16 | 777 | 4241634 | A | 37,046.– |
| SiFire-EN-50/250-249-31,5DJ | 83 | 16 | 777 | 4241635 | A | 39,903.– |
| SiFire-EN-50/250-258-37DJ | 85 | 16 | 784 | 4241636 | A | 40,111.– |
| SiFire-EN-65/200-178-17,7DJ | 137 | 16 | 784 | 4241637 | A | 34,723.– |
| SiFire-EN-65/200-185-17,7DJ | 125 | 16 | 914 | 4241638 | A | 35,802.– |
| SiFire-EN-65/200-195-26,5DJ | 128 | 16 | 732 | 4241639 | A | 35,802.– |
| SiFire-EN-65/200-207-26,5DJ | 133 | 16 | 787 | 4241640 | A | 37,829.– |
| SiFire-EN-65/200-214-31,5DJ | 135 | 16 | 787 | 4241641 | A | 40,524.– |
| SiFire-EN-65/200-226-37DJ | 138 | 16 | 917 | 4241642 | A | 41,479.– |
| SiFire-EN-65/250-226-31,5DJ | 141 | 16 | 944 | 4241643 | A | 40,999.– |
| SiFire-EN-65/250-248-37DJ | 111 | 16 | 980 | 4241644 | A | 41,932.– |
| SiFire-EN-65/250-258-47,7DJ | 113 | 16 | 980 | 4241645 | A | 43,549.– |
| SiFire-EN-65/250-264-47,7DJ | 114 | 16 | 1014 | 4241646 | A | 43,762.– |
| SiFire-EN-65/315-295-66DJ | 124 | 16 | 1158 | 4241647 | A | 57,508.– |
| SiFire-EN-65/315-305-100DJ | 125 | 16 | 943 | 4241648 | A | 66,151.– |
| SiFire-EN-65/315-316-100DJ | 125 | 16 | 979 | 4241649 | A | 65,485.– |
| SiFire-EN-65/315-330-100DJ | 125 | 16 | 979 | 4241650 | A | 65,768.– |
| SiFire-EN-80/200-185-26,5DJ | 179 | 16 | 1041 | 4241651 | A | 38,552.– |

= ready for delivery, L = supply availability, C = approx. 2 weeks, K = approx. 4 weeks, AX = up to 16 weeks delivery time, please inquire for every order, A = on request, = please contact Wilo
Subject to change – all prices do not include VAT. Our General Terms of Delivery and Service apply (see www.wilo.com/legal) – valid from 01/01/2022 in Germany.

Price group: PG13

## Ordering information

| SiFire EN | System output | Max. operating pressure | Gross weight, approx. | Art. no. | | |
|---|---|---|---|---|---|---|
| | *Q*<br>m³/h | *p*<br>bar | *m*<br>kg | | | EUR |
| SiFire-EN-80/200-195-26,5DJ | 188 | 16 | 1041 | 4241652 | A | 38,552.– |
| SiFire-EN-80/200-201-31,5DJ | 191 | 16 | 1167 | 4241653 | A | 42,486.– |
| SiFire-EN-80/200-210-37DJ | 195 | 16 | 1167 | 4241654 | A | 43,501.– |
| SiFire-EN-80/200-224-47,7DJ | 200 | 16 | 1205 | 4241655 | A | 45,037.– |
| SiFire-EN-80/200-228-47,7DJ | 202 | 16 | 1210 | 4241656 | A | 45,179.– |
| SiFire-EN-80/250-235-66DJ | 227 | 16 | 829 | 4241657 | A | 48,224.– |
| SiFire-EN-80/250-243-66DJ | 233 | 16 | 959 | 4241658 | A | 53,681.– |
| SiFire-EN-80/250-254-100DJ | 232 | 16 | 995 | 4241659 | A | 55,906.– |
| SiFire-EN-80/250-270-100DJ | 232 | 16 | 995 | 4241660 | A | 56,174.– |
| SiFire-EN-80/315-275-100DJ | 225 | 16 | 1029 | 4241661 | A | 61,830.– |
| SiFire-EN-80/315-290-109DJ | 216 | 16 | 1043 | 4241662 | A | 66,750.– |
| SiFire-EN-80/315-308-145DJ | 219 | 16 | 1212 | 4241663 | A | 72,080.– |
| SiFire-EN-80/315-318-145DJ | 221 | 16 | 1212 | 4241664 | A | 73,656.– |
| SiFire-EN-80/315-324-197DJ | 223 | 16 | 1232 | 4241665 | A | 82,457.– |
| SiFire-EN-100/200-168R-26,5DJ | 354 | 10 | 764 | 4183905 | K | 40,810.– |
| SiFire-EN-100/200-183-31,5DJ | 359 | 10 | 894 | 4183906 | K | 46,192.– |
| SiFire-EN-100/200-194-47,7DJ | 366 | 10 | 933 | 4183907 | K | 48,399.– |
| SiFire-EN-100/200-205-47,7DJ | 377 | 10 | 933 | 4183908 | K | 48,507.– |
| SiFire-EN-100/200-212-47,7DJ | 250 | 16 | 1251 | 4241666 | A | 40,432.– |
| SiFire-EN-100/200-219-66DJ | 387 | 10 | 968 | 4183909 | K | 50,631.– |
| SiFire-EN-100/200-222-66DJ | 323 | 16 | 1402 | 4241667 | A | 47,738.– |
| SiFire-EN-100/200-228-66DJ | 321 | 16 | 1257 | 4241668 | A | 47,969.– |
| SiFire-EN-100/250-233-66DJ | 348 | 10 | 982 | 4183910 | K | 51,337.– |
| SiFire-EN-100/250-255-100DJ | 276 | 16 | 1277 | 4241669 | A | 59,516.– |
| SiFire-EN-100/250-260-100DJ | 273 | 16 | 1277 | 4241670 | A | 60,053.– |
| SiFire-EN-100/250-267-109DJ | 273 | 16 | 1282 | 4241671 | A | 60,606.– |
| SiFire-EN-100/250-280-145DJ | 273 | 16 | 1433 | 4241672 | A | 64,070.– |
| SiFire-EN-100/315-285-145DJ | 421 | 16 | 1480 | 4241673 | A | 77,331.– |
| SiFire-EN-100/315-296-145DJ | 345 | 16 | 1625 | 4241674 | A | 77,868.– |
| SiFire-EN-100/315-302-197DJ | 349 | 16 | 1625 | 4241675 | A | 100,511.– |
| SiFire-EN-100/315-318-197DJ | 360 | 16 | 1625 | 4241676 | A | 93,793.– |
| SiFire-EN-125/250-266-197DJ | 499 | 16 | 1625 | 4241679 | A | 90,311.– |
| SiFire-EN-125/250-274-197DJ | 507 | 16 | 1625 | 4241680 | A | 90,280.– |
| Sifire-EN-100/250-247-100DJ | 375 | 10 | 1244 | 4183911 | A | 58,340.– |
| Sifire-EN-100/250-256-100DJ | 383 | 10 | 1244 | 4183912 | A | 60,703.– |
| Sifire-EN-100/250-269-109DJ | 380 | 10 | 1264 | 4183913 | A | 61,984.– |
| Sifire-EN-125/250-224-100DJ | 223 | 10 | 1295 | 4183918 | A | 71,065.– |
| Sifire-EN-125/250-237-109DJ | 303 | 10 | 1315 | 4183919 | A | 79,869.– |
| Sifire-EN-125/250-251-145DJ | 334 | 10 | 1320 | 4183920 | A | 82,675.– |
| Sifire-EN-125/315-290-197DJ | 373 | 16 | 1520 | 4183922 | A | 100,856.– |
| Sifire-EN-150/315-273-222DJ | 431 | 16 | 1673 | 4183923 | A | 104,544.– |
| Sifire-EN-150/315-279-222DJ | 569 | 16 | 1673 | 4183924 | A | 103,255.– |
| Sifire-EN-150/315-291-246DJ | 756 | 16 | 1675 | 4183925 | A | 109,433.– |

🚚 = ready for delivery, L = supply availability, C = approx. 2 weeks, K = approx. 4 weeks, AX = up to 16 weeks delivery time, please inquire for every order, A = on request, 📞 = please contact Wilo
Subject to change – all prices do not include VAT. Our General Terms of Delivery and Service apply (see www.wilo.com/legal) – valid from 01/01/2022 in Germany.

**Price group: PG13**

**Ordering information**

| SiFire EN | System output | Max. operating pressure | Gross weight, approx. | Art. no. | | |
|---|---|---|---|---|---|---|
| | *Q*<br>m³/h | *p*<br>bar | *m*<br>kg | | 🚚 | EUR |
| SiFire-EN-32/200-154-4/4EEJ | 29 | 16 | 743 | 4241681 | A | 24,855.– |
| SiFire-EN-32/200-172-5,5/5,5EEJ | 34 | 16 | 787 | 4241682 | A | 26,172.– |
| SiFire-EN-32/200-182-7,5/7,5EEJ | 36 | 16 | 811 | 4241683 | A | 27,759.– |
| SiFire-EN-32/200-191-7,5/7,5EEJ | 37 | 16 | 811 | 4241684 | A | 28,010.– |
| SiFire-EN-32/200-200-11/11EEJ | 39 | 16 | 811 | 4241685 | A | 29,777.– |
| SiFire-EN-32/250-198-7,5/7,5EEJ | 31 | 16 | 936 | 4241686 | A | 26,767.– |
| SiFire-EN-32/250-222-11/11EEJ | 34 | 16 | 960 | 4241687 | A | 28,013.– |
| SiFire-EN-32/250-234-15/15EEJ | 35 | 16 | 1040 | 4241688 | A | 28,559.– |
| SiFire-EN-32/250-246-15/15EEJ | 37 | 16 | 1040 | 4241689 | A | 28,864.– |
| SiFire-EN-32/250-262-18,5/18,5EEJ | 39 | 16 | 1264 | 4241690 | A | 29,883.– |
| SiFire-EN-40/200-188-7,5/7,5EEJ | 53 | 16 | 812 | 4241691 | A | 26,129.– |
| SiFire-EN-40/200-205-11/11EEJ | 62 | 16 | 907 | 4241692 | A | 27,815.– |
| SiFire-EN-40/200-212-15/15EEJ | 66 | 16 | 907 | 4241693 | A | 28,237.– |
| SiFire-EN-40/250-218-15/15EEJ | 55 | 16 | 924 | 4241694 | A | 31,765.– |
| SiFire-EN-40/250-226-18,5/18,5EEJ | 59 | 16 | 925 | 4241695 | A | 34,611.– |
| SiFire-EN-40/250-244-22/22EEJ | 61 | 16 | 942 | 4241696 | A | 34,162.– |
| SiFire-EN-40/250-250-30/30EEJ | 61 | 16 | 942 | 4241697 | A | 38,752.– |
| SiFire-EN-50/160-147-5,5/5,5EEJ | 81 | 16 | 966 | 4241698 | A | 26,384.– |
| SiFire-EN-50/160-155-7,5/7,5EEJ | 81 | 16 | 966 | 4241699 | A | 27,404.– |
| SiFire-EN-50/160-173-11/11EEJ | 78 | 16 | 1046 | 4241700 | A | 28,853.– |
| SiFire-EN-50/160-178-15/15EEJ | 81 | 16 | 814 | 4241701 | A | 29,418.– |
| SiFire-EN-50/200-182-11/11EEJ | 86 | 16 | 814 | 4241702 | A | 29,457.– |
| SiFire-EN-50/200-192-15/15EEJ | 88 | 16 | 906 | 4241703 | A | 30,085.– |
| SiFire-EN-50/200-202-15/15EEJ | 83 | 16 | 918 | 4241704 | A | 30,173.– |
| SiFire-EN-50/200-210-18,5/18,5EEJ | 84 | 16 | 937 | 4241705 | A | 31,157.– |
| SiFire-EN-50/200-218-22/22EEJ | 86 | 16 | 938 | 4241706 | A | 33,848.– |
| SiFire-EN-50/250-220-18,5/18,5EEJ | 83 | 16 | 962 | 4241707 | A | 32,221.– |
| SiFire-EN-50/250-240-22/22EEJ | 79 | 16 | 962 | 4241708 | A | 34,810.– |
| SiFire-EN-50/250-242-30/30EEJ | 81 | 16 | 1042 | 4241709 | A | 39,427.– |
| SiFire-EN-50/250-249-30/30EEJ | 83 | 16 | 1056 | 4241710 | A | 39,808.– |
| SiFire-EN-50/250-258-37/37EEJ | 85 | 16 | 1280 | 4241711 | A | 40,785.– |
| SiFire-EN-65/200-178-15/15EEJ | 137 | 16 | 1280 | 4241712 | A | 32,543.– |
| SiFire-EN-65/200-185-18,5/18,5EEJ | 125 | 16 | 974 | 4241713 | A | 34,345.– |
| SiFire-EN-65/200-195-22/22EEJ | 128 | 16 | 1057 | 4241714 | A | 35,065.– |
| SiFire-EN-65/200-207-30/30EEJ | 133 | 16 | 1282 | 4241715 | A | 41,939.– |
| SiFire-EN-65/200-214-30/30EEJ | 135 | 16 | 1282 | 4241716 | A | 42,486.– |
| SiFire-EN-65/200-226-37/37EEJ | 138 | 16 | 1336 | 4241717 | A | 43,140.– |
| SiFire-EN-65/250-226-30/30EEJ | 141 | 16 | 1414 | 4241718 | A | 42,771.– |
| SiFire-EN-65/250-248-37/37EEJ | 111 | 16 | 1616 | 4241719 | A | 44,117.– |
| SiFire-EN-65/250-258-45/45EEJ | 113 | 16 | 1730 | 4241720 | A | 46,948.– |
| SiFire-EN-65/250-264-55/55EEJ | 114 | 16 | 1336 | 4241721 | A | 51,481.– |
| SiFire-EN-80/200-185-22/22EEJ | 179 | 16 | 1415 | 4241722 | A | 40,921.– |
| SiFire-EN-80/200-195-30/30EEJ | 188 | 16 | 1617 | 4241723 | A | 46,109.– |
| SiFire-EN-80/200-201-30/30EEJ | 191 | 16 | 1755 | 4241724 | A | 46,255.– |
| SiFire-EN-80/200-210-37/37EEJ | 195 | 16 | 1140 | 4241725 | A | 48,033.– |
| SiFire-EN-80/200-224-45/45EEJ | 200 | 16 | 1364 | 4241726 | A | 52,074.– |

🚚 = ready for delivery, L = supply availability, C = approx. 2 weeks, K = approx. 4 weeks, AX = up to 16 weeks delivery time, please inquire for every order, A = on request, 📞 = please contact Wilo
Subject to change – all prices do not include VAT. Our General Terms of Delivery and Service apply (see www.wilo.com/legal) – valid from 01/01/2022 in Germany.

Price group: PG13

Ordering information

| SiFire EN | System output | Max. operating pressure | Gross weight, approx. | Art. no. | | |
|---|---|---|---|---|---|---|
| | *Q*<br>m³/h | *p*<br>bar | *m*<br>kg | | | EUR |
| SiFire-EN-80/200-228-55/55EEJ | 202 | 16 | 1445 | 4241727 | A | **55,856.–** |
| SiFire-EN-80/250-235-55/55EEJ | 227 | 16 | 1647 | 4241728 | A | **62,909.–** |
| SiFire-EN-100/200-212-45/45EEJ | 250 | 16 | 1762 | 4241729 | A | **59,091.–** |
| SiFire-EN-100/200-222-55/55EEJ | 323 | 16 | 1790 | 4241730 | A | **76,847.–** |
| SiFire-EN-100/200-168R-22/22EEJ | 354 | 10 | 1040 | 4183974 | K | **48,294.–** |
| SiFire-EN-100/200-183-30/30EEJ | 359 | 10 | 1284 | 4183975 | K | **53,352.–** |
| SiFire-EN-100/200-194-37/37EEJ | 366 | 10 | 1365 | 4183976 | K | **56,771.–** |
| SiFire-EN-100/200-205-45/45EEJ | 377 | 10 | 1567 | 4183977 | K | **65,217.–** |
| SiFire-EN-100/200-219-55/55EEJ | 387 | 10 | 1682 | 4183978 | K | **75,244.–** |
| SiFire-EN-100/250-233-55/55EEJ | 348 | 10 | 1710 | 4183979 | K | **77,573.–** |

Price group: PG13

Ordering information

| SiFire EN | System output | Max. operating pressure | Gross weight, approx. | Art. no. | | |
|---|---|---|---|---|---|---|
| | *Q*<br>m³/h | *p*<br>bar | *m*<br>kg | | | EUR |
| SiFire-EN-32/200-154-4/4,2EDJ | 29 | 16 | 808 | 4241731 | A | **32,448.–** |
| SiFire-EN-32/200-172-5,5/6,8EDJ | 34 | 16 | 845 | 4241732 | A | **35,023.–** |
| SiFire-EN-32/200-182-7,5/6,8EDJ | 36 | 16 | 861 | 4241733 | A | **37,107.–** |
| SiFire-EN-32/200-191-7,5/10,5EDJ | 37 | 16 | 891 | 4241734 | A | **38,822.–** |
| SiFire-EN-32/200-200-11/10,5EDJ | 39 | 16 | 891 | 4241735 | A | **39,091.–** |
| SiFire-EN-32/250-198-7,5/6,8EDJ | 31 | 16 | 1024 | 4241736 | A | **36,835.–** |
| SiFire-EN-32/250-222-11/10,5EDJ | 34 | 16 | 1091 | 4241737 | A | **39,939.–** |
| SiFire-EN-32/250-234-15/12,9EDJ | 35 | 16 | 1131 | 4241738 | A | **41,043.–** |
| SiFire-EN-32/250-246-15/17,7EDJ | 37 | 16 | 1343 | 4241739 | A | **41,886.–** |
| SiFire-EN-32/250-262-18,5/17,7EDJ | 39 | 16 | 892 | 4241740 | A | **42,513.–** |
| SiFire-EN-40/200-188-7,5/6,8EDJ | 53 | 16 | 946 | 4241741 | A | **35,792.–** |
| SiFire-EN-40/200-205-11/10,5EDJ | 62 | 16 | 946 | 4241742 | A | **39,740.–** |
| SiFire-EN-40/200-212-15/12,9EDJ | 66 | 16 | 975 | 4241743 | A | **40,132.–** |
| SiFire-EN-40/250-218-15/17,7EDJ | 55 | 16 | 964 | 4241744 | A | **44,555.–** |
| SiFire-EN-40/250-226-18,5/17,7EDJ | 59 | 16 | 993 | 4241745 | A | **45,942.–** |
| SiFire-EN-40/250-244-22/26,5EDJ | 61 | 16 | 1030 | 4241746 | A | **49,682.–** |
| SiFire-EN-40/250-250-30/26,5EDJ | 61 | 16 | 1042 | 4241747 | A | **55,489.–** |
| SiFire-EN-50/160-147-5,5/6,8EDJ | 81 | 16 | 1042 | 4241748 | A | **36,214.–** |
| SiFire-EN-50/160-155-7,5/6,8EDJ | 81 | 16 | 1097 | 4241749 | A | **36,657.–** |
| SiFire-EN-50/160-173-11/12,9EDJ | 78 | 16 | 1137 | 4241750 | A | **40,421.–** |
| SiFire-EN-50/160-178-15/12,9EDJ | 81 | 16 | 864 | 4241751 | A | **40,894.–** |
| SiFire-EN-50/200-182-11/10,5EDJ | 86 | 16 | 894 | 4241752 | A | **41,637.–** |
| SiFire-EN-50/200-192-15/12,9EDJ | 88 | 16 | 945 | 4241753 | A | **42,456.–** |
| SiFire-EN-50/200-202-15/17,7EDJ | 83 | 16 | 957 | 4241754 | A | **44,059.–** |
| SiFire-EN-50/200-210-18,5/17,7EDJ | 84 | 16 | 988 | 4241755 | A | **44,382.–** |
| SiFire-EN-50/200-218-22/26,5EDJ | 86 | 16 | 1026 | 4241756 | A | **49,269.–** |
| SiFire-EN-50/250-220-18,5/17,7EDJ | 83 | 16 | 1038 | 4241757 | A | **45,074.–** |
| SiFire-EN-50/250-240-22/26,5EDJ | 79 | 16 | 1093 | 4241758 | A | **49,288.–** |
| SiFire-EN-50/250-242-30/26,5EDJ | 81 | 16 | 1133 | 4241759 | A | **54,137.–** |
| SiFire-EN-50/250-249-30/31,5EDJ | 83 | 16 | 1147 | 4241760 | A | **56,393.–** |
| SiFire-EN-50/250-258-37/37EDJ | 85 | 16 | 1329 | 4241761 | A | **58,152.–** |

= ready for delivery, L = supply availability, C = approx. 2 weeks, K = approx. 4 weeks, AX = up to 16 weeks delivery time, please inquire for every order, A = on request, = please contact Wilo
Subject to change – all prices do not include VAT. Our General Terms of Delivery and Service apply (see www.wilo.com/legal) – valid from 01/01/2022 in Germany.

SiFire EN

**Price group: PG13**

**Ordering information**

| SiFire EN | System output | Max. operating pressure | Gross weight, approx. | Art. no. | | |
|---|---|---|---|---|---|---|
| | *Q*<br>m³/h | *p*<br>bar | *m*<br>kg | | 🚚 | EUR |
| **SiFire-EN-65/200-178-15/17,7EDJ** | 137 | 16 | 1359 | 4241762 | A | **47,104.–** |
| **SiFire-EN-65/200-185-18,5/17,7EDJ** | 125 | 16 | 1050 | 4241763 | A | **47,798.–** |
| **SiFire-EN-65/200-195-22/26,5EDJ** | 128 | 16 | 1148 | 4241764 | A | **51,227.–** |
| **SiFire-EN-65/200-207-30/26,5EDJ** | 133 | 16 | 1331 | 4241765 | A | **57,241.–** |
| **SiFire-EN-65/200-214-30/31,5EDJ** | 135 | 16 | 1361 | 4241766 | A | **59,722.–** |
| **SiFire-EN-65/200-226-37/37EDJ** | 138 | 16 | 1415 | 4241767 | A | **61,630.–** |
| **SiFire-EN-65/250-226-30/31,5EDJ** | 141 | 16 | 1490 | 4241768 | A | **59,780.–** |
| **SiFire-EN-65/250-248-37/37EDJ** | 111 | 16 | 1591 | 4241769 | A | **61,981.–** |
| **SiFire-EN-65/250-258-45/47,7EDJ** | 113 | 16 | 1682 | 4241770 | A | **64,639.–** |
| **SiFire-EN-65/250-264-55/47,7EDJ** | 114 | 16 | 1415 | 4241771 | A | **68,941.–** |
| **SiFire-EN-80/200-185-22/26,5EDJ** | 179 | 16 | 1491 | 4241772 | A | **58,123.–** |
| **SiFire-EN-80/200-195-30/26,5EDJ** | 188 | 16 | 1592 | 4241773 | A | **60,430.–** |
| **SiFire-EN-80/200-201-30/31,5EDJ** | 191 | 16 | 1707 | 4241774 | A | **63,391.–** |
| **SiFire-EN-80/200-210-37/37EDJ** | 195 | 16 | 1608 | 4241775 | A | **66,848.–** |
| **SiFire-EN-80/200-224-45/47,7EDJ** | 200 | 16 | 1723 | 4241776 | A | **68,922.–** |
| **SiFire-EN-80/200-228-55/47,7EDJ** | 202 | 16 | 1817 | 4241777 | A | **70,471.–** |
| **SiFire-EN-80/250-235-55/66EDJ** | 227 | 16 | 1939 | 4241778 | A | **77,066.–** |
| **SiFire-EN-100/200-212-45/47,7EDJ** | 250 | 16 | 2050 | 4241779 | A | **81,159.–** |
| **SiFire-EN-100/200-222-55/66EDJ** | 323 | 16 | 2084 | 4241780 | A | **86,427.–** |
| **SiFire-EN-100/200-168R-22/26,5EDJ** | 354 | 10 | 1498 | 4184043 | K | **56,824.–** |
| **SiFire-EN-100/200-183-30/31,5EDJ** | 359 | 10 | 1633 | 4184044 | K | **65,246.–** |
| **SiFire-EN-100/200-194-37/47,7EDJ** | 366 | 10 | 1727 | 4184045 | K | **72,161.–** |
| **SiFire-EN-100/200-205-45/47,7EDJ** | 377 | 10 | 1849 | 4184046 | K | **78,743.–** |
| **SiFire-EN-100/200-219-55/66EDJ** | 387 | 10 | 1960 | 4184047 | K | **85,823.–** |
| **SiFire-EN-100/250-233-55/66EDJ** | 348 | 10 | 1994 | 4184048 | K | **88,257.–** |



🚚 = ready for delivery, L = supply availability, C = approx. 2 weeks, K = approx. 4 weeks, AX = up to 16 weeks delivery time, please inquire for every order, A = on request, 📞 = please contact Wilo
Subject to change – all prices do not include VAT. Our General Terms of Delivery and Service apply (see www.wilo.com/legal) – valid from 01/01/2022 in Germany.



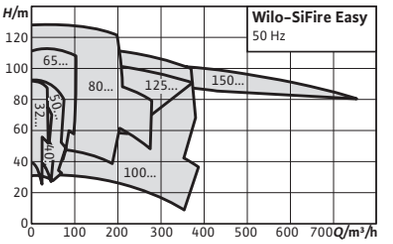


**Accessories** **Page**

Accessories 480

## Wilo-SiFire Easy

### Construction

Pressure-boosting systems for firefighting according to EN 12845.
Consists of 1 or 2 pumps, depending on the module, with horizontal base plate - EN 733 - with spacer coupling, electric or diesel motor and a multistage, vertical electric jockey pump.

### Application

Fully automatic water supply for fire-extinguishing systems with sprinklers in domestic, commercial and public buildings, hotels, hospitals, shopping centres and industrial buildings.

### Scope of delivery

- → Factory-mounted, ready-for-installation pressure-boosting system, which has been checked for functionality and impermeability
- → Packaging
- → Installation and operating instructions
- → Required accessories on request

### Your advantages

- → Pressure-loss optimised system designed in accordance with the EN 12845 Standard with electrical or diesel drive, jockey pump for maintaining system pressure
- → Flexible, modular and solid construction for safe transport and simple installation
- → Bypass volume flow for the protection of the pump with spacer coupling for simple maintenance
- → Optimum regulation and ease of use via EC-Fire control with direct display of the current operating status
- → Special base plate for minimal vibrations, cable laid in the construction in such a way as to ensure maximum reliability and service life

**Price group: PG13**

**Ordering information**

| SiFire Easy | System output | Max. operating pressure | Gross weight, approx. | Art. no. | | |
|---|---|---|---|---|---|---|
| | *Q*<br>m³/h | *p*<br>bar | *m*<br>kg | | | EUR |
| **SiFire-Easy-32/200-154-4E** | 29 | 16 | 475 | 4241981 | A | **10,283.-** |
| **SiFire-Easy-32/200-172-5,5E** | 34 | 16 | 497 | 4241982 | A | **10,371.-** |
| **SiFire-Easy-32/200-182-7,5E** | 36 | 16 | 500 | 4241983 | A | **10,916.-** |
| **SiFire-Easy-32/200-191-7,5E** | 37 | 16 | 500 | 4241984 | A | **10,965.-** |
| **SiFire-Easy-32/200-200-11E** | 39 | 16 | 582 | 4241985 | A | **11,275.-** |
| **SiFire-Easy-32/250-198-7,5E** | 31 | 16 | 594 | 4241986 | A | **11,027.-** |

= ready for delivery, L = supply availability, C = approx. 2 weeks, K = approx. 4 weeks, AX = up to 16 weeks delivery time, please inquire for every order, A = on request, = please contact Wilo
Subject to change – all prices do not include VAT. Our General Terms of Delivery and Service apply (see www.wilo.com/legal) – valid from 01/01/2022 in Germany.

**SiFire Easy**

Price group: PG13

## Ordering information

| SiFire Easy | System output | Max. operating pressure | Gross weight, approx. | Art. no. | | |
|---|---|---|---|---|---|---|
| | *Q*<br>m³/h | *p*<br>bar | *m*<br>kg | | | EUR |
| SiFire-Easy-32/250-222-11E | 34 | 16 | 594 | 4241987 | A | 11,541.– |
| SiFire-Easy-32/250-234-15E | 35 | 16 | 634 | 4241988 | A | 11,656.– |
| SiFire-Easy-32/250-246-15E | 37 | 16 | 766 | 4241989 | A | 11,704.– |
| SiFire-Easy-32/250-262-18,5E | 39 | 16 | 502 | 4241990 | A | 12,128.– |
| SiFire-Easy-40/200-188-7,5E | 53 | 16 | 568 | 4241991 | A | 10,474.– |
| SiFire-Easy-40/200-205-11E | 62 | 16 | 568 | 4241992 | A | 11,111.– |
| SiFire-Easy-40/200-212-15E | 66 | 16 | 568 | 4241993 | A | 11,384.– |
| SiFire-Easy-40/250-218-15E | 55 | 16 | 576 | 4241994 | A | 12,832.– |
| SiFire-Easy-40/250-226-18,5E | 59 | 16 | 576 | 4241995 | A | 13,103.– |
| SiFire-Easy-40/250-244-22E | 61 | 16 | 577 | 4241996 | A | 13,797.– |
| SiFire-Easy-40/250-250-30E | 61 | 16 | 585 | 4241997 | A | 14,593.– |
| SiFire-Easy-50/160-147-5,5E | 81 | 16 | 585 | 4241998 | A | 10,738.– |
| SiFire-Easy-50/160-155-7,5E | 81 | 16 | 585 | 4241999 | A | 10,953.– |
| SiFire-Easy-50/160-173-11E | 78 | 16 | 597 | 4242000 | A | 11,568.– |
| SiFire-Easy-50/160-178-15E | 81 | 16 | 597 | 4242001 | A | 11,786.– |
| SiFire-Easy-50/200-182-11E | 86 | 16 | 637 | 4242002 | A | 11,864.– |
| SiFire-Easy-50/200-192-15E | 88 | 16 | 637 | 4242003 | A | 12,394.– |
| SiFire-Easy-50/200-202-15E | 83 | 16 | 505 | 4242004 | A | 12,452.– |
| SiFire-Easy-50/200-210-18,5E | 84 | 16 | 505 | 4242005 | A | 13,372.– |
| SiFire-Easy-50/200-218-22E | 86 | 16 | 571 | 4242006 | A | 13,557.– |
| SiFire-Easy-50/250-220-18,5E | 83 | 16 | 577 | 4242007 | A | 13,705.– |
| SiFire-Easy-50/250-240-22E | 79 | 16 | 577 | 4242008 | A | 14,200.– |
| SiFire-Easy-50/250-242-30E | 81 | 16 | 585 | 4242009 | A | 16,153.– |
| SiFire-Easy-50/250-249-30E | 83 | 16 | 585 | 4242010 | A | 16,246.– |
| SiFire-Easy-50/250-258-37E | 85 | 16 | 807 | 4242011 | A | 17,810.– |
| SiFire-Easy-65/200-178-15E | 137 | 16 | 597 | 4242012 | A | 13,023.– |
| SiFire-Easy-65/200-185-18,5E | 125 | 16 | 637 | 4242013 | A | 13,983.– |
| SiFire-Easy-65/200-195-22E | 128 | 16 | 644 | 4242014 | A | 14,335.– |
| SiFire-Easy-65/200-207-30E | 133 | 16 | 776 | 4242015 | A | 16,957.– |
| SiFire-Easy-65/200-214-30E | 135 | 16 | 776 | 4242016 | A | 17,340.– |
| SiFire-Easy-65/200-226-37E | 138 | 16 | 607 | 4242017 | A | 18,772.– |
| SiFire-Easy-65/250-226-30E | 141 | 16 | 647 | 4242018 | A | 17,792.– |
| SiFire-Easy-65/250-248-37E | 111 | 16 | 647 | 4242019 | A | 17,877.– |
| SiFire-Easy-65/250-258-45E | 113 | 16 | 779 | 4242020 | A | 19,687.– |
| SiFire-Easy-65/250-264-55E | 114 | 16 | 806 | 4242021 | A | 21,617.– |
| SiFire-Easy-65/315-295-75E | 124 | 16 | 845 | 4242022 | A | 39,930.– |
| SiFire-Easy-65/315-305-75E | 125 | 16 | 946 | 4242023 | A | 40,229.– |
| SiFire-Easy-65/315-316-90E | 125 | 16 | 1003 | 4242024 | A | 41,871.– |
| SiFire-Easy-65/315-330-110E | 125 | 16 | 1328 | 4242025 | A | 47,196.– |
| SiFire-Easy-80/200-185-22E | 179 | 16 | 805 | 4242026 | A | 17,003.– |
| SiFire-Easy-80/200-195-30E | 188 | 16 | 805 | 4242027 | A | 18,727.– |
| SiFire-Easy-80/200-201-30E | 191 | 16 | 844 | 4242028 | A | 19,028.– |
| SiFire-Easy-80/200-210-37E | 195 | 16 | 945 | 4242029 | A | 19,714.– |
| SiFire-Easy-80/200-224-45E | 200 | 16 | 1014 | 4242030 | A | 21,459.– |
| SiFire-Easy-80/200-228-55E | 202 | 16 | 1337 | 4242031 | A | 23,611.– |
| SiFire-Easy-80/250-235-55E | 227 | 16 | 1337 | 4242032 | A | 23,852.– |
| SiFire-Easy-80/250-243-75E | 233 | 16 | 1376 | 4242033 | A | 34,052.– |

= ready for delivery, L = supply availability, C = approx. 2 weeks, K = approx. 4 weeks, AX = up to 16 weeks delivery time, please inquire for every order, A = on request, = please contact Wilo
Subject to change – all prices do not include VAT. Our General Terms of Delivery and Service apply (see www.wilo.com/legal) – valid from 01/01/2022 in Germany.

**Price group: PG13**

**Ordering information**

| SiFire Easy | System output | Max. operating pressure | Gross weight, approx. | Art. no. | | |
|---|---|---|---|---|---|---|
| | *Q*<br>m³/h | *p*<br>bar | *m*<br>kg | | | EUR |
| **SiFire-Easy-80/250-254-75E** | 232 | 16 | 1588 | 4242034 | A | **33,487.–** |
| **SiFire-Easy-80/250-270-90E** | 232 | 16 | 1624 | 4242035 | A | **36,344.–** |
| **SiFire-Easy-80/315-275-90E** | 225 | 16 | 1337 | 4242036 | A | **40,184.–** |
| **SiFire-Easy-80/315-290-110E** | 216 | 16 | 1337 | 4242037 | A | **45,253.–** |
| **SiFire-Easy-80/315-308-132E** | 219 | 16 | 1376 | 4242038 | A | **43,546.–** |
| **SiFire-Easy-80/315-318-160E** | 221 | 16 | 1588 | 4242039 | A | **45,056.–** |
| **SiFire-Easy-80/315-324-160E** | 223 | 16 | 1624 | 4242040 | A | **45,338.–** |
| **SiFire-Easy-100/200-212-45E** | 250 | 16 | 1624 | 4242041 | A | **26,729.–** |
| **SiFire-Easy-100/200-222-55E** | 323 | 16 | 1382 | 4242042 | A | **30,725.–** |
| **SiFire-Easy-100/200-228-75E** | 321 | 16 | 1421 | 4242043 | A | **34,857.–** |
| **SiFire-Easy-100/250-255-90E** | 276 | 16 | 1615 | 4242044 | A | **36,961.–** |
| **SiFire-Easy-100/250-260-110E** | 273 | 16 | 1665 | 4242045 | A | **40,567.–** |
| **SiFire-Easy-100/250-267-110E** | 273 | 16 | 1746 | 4242046 | A | **40,950.–** |
| **SiFire-Easy-100/250-280-132E** | 273 | 16 | 1466 | 4242047 | A | **43,627.–** |
| **SiFire-Easy-100/315-285-132E** | 421 | 16 | 1660 | 4242048 | A | **50,143.–** |
| **SiFire-Easy-100/315-296-160E** | 345 | 16 | 1696 | 4242049 | A | **56,361.–** |
| **SiFire-Easy-100/315-302-160E** | 349 | 16 | 1777 | 4242050 | A | **56,770.–** |
| **SiFire-Easy-100/315-318-200E** | 360 | 16 | 1824 | 4242051 | A | **61,428.–** |
| **SiFire-Easy-125/250-266-160E** | 499 | 16 | 2315 | 4242054 | A | **60,675.–** |
| **SiFire-Easy-125/250-274-200E** | 507 | 16 | 2315 | 4242055 | A | **65,446.–** |
| **SiFire-Easy-100/200-168R-22E** | 354 | 10 | 1624 | 4205117 | K | **18,855.–** |
| **SiFire-Easy-100/200-183-30E** | 359 | 10 | 1634 | 4205118 | K | **19,870.–** |
| **SiFire-Easy-100/200-194-37E** | 366 | 10 | 1634 | 4205119 | K | **20,527.–** |
| **SiFire-Easy-100/200-205-45E** | 377 | 10 | 1681 | 4205120 | K | **26,729.–** |
| **SiFire-Easy-100/200-219-55E** | 387 | 10 | 1936 | 4205121 | K | **30,725.–** |
| **SiFire-Easy-100/250-233-55E** | 348 | 10 | 1979 | 4205122 | K | **31,435.–** |
| **SiFire-Easy-100/250-247-75E** | 375 | 10 | 1688 | 4225091 | A | **34,857.–** |
| **SiFire-Easy-100/250-256-90E** | 383 | 10 | 1735 | 4225092 | A | **36,961.–** |
| **SiFire-Easy-100/250-269-110E** | 380 | 10 | 1968 | 4225093 | A | **40,950.–** |
| **SiFire-Easy-125/250-224-90E** | 223 | 10 | 1789 | 4225096 | A | **45,423.–** |
| **SiFire-Easy-125/250-237-110E** | 303 | 10 | 2022 | 4225097 | A | **48,330.–** |
| **SiFire-Easy-125/250-251-132E** | 334 | 10 | 2065 | 4225098 | A | **52,938.–** |
| **SiFire-Easy-125/315-290-160E** | 373 | 16 | 2219 | 4225100 | A | **57,024.–** |
| **SiFire-Easy-150/315-273-200E** | 431 | 16 | 2568 | 4225101 | A | **72,763.–** |
| **SiFire-Easy-150/315-279-250E** | 569 | 16 | 2808 | 4225102 | A | **77,412.–** |
| **SiFire-Easy-150/315-291-250E** | 756 | 16 | 2808 | 4225103 | A | **78,820.–** |

= ready for delivery, L = supply availability, C = approx. 2 weeks, K = approx. 4 weeks, AX = up to 16 weeks delivery time, please inquire for every order, A = on request, = please contact Wilo
Subject to change – all prices do not include VAT. Our General Terms of Delivery and Service apply (see www.wilo.com/legal) – valid from 01/01/2022 in Germany.

**Price group: PG13**

## Ordering information

| SiFire Easy | System output | Max. operating pressure | Gross weight, approx. | Art. no. | | |
|---|---|---|---|---|---|---|
| | *Q*<br>m³/h | *p*<br>bar | *m*<br>kg | | | EUR |
| SiFire-Easy-32/200-154-4,2D | 29 | 16 | 570 | 4242131 | A | 17,663.– |
| SiFire-Easy-32/200-172-6,8D | 34 | 16 | 585 | 4242132 | A | 17,927.– |
| SiFire-Easy-32/200-182-6,8D | 36 | 16 | 585 | 4242133 | A | 18,232.– |
| SiFire-Easy-32/200-191-10,5D | 37 | 16 | 615 | 4242134 | A | 21,586.– |
| SiFire-Easy-32/200-200-10,5D | 39 | 16 | 675 | 4242135 | A | 21,884.– |
| SiFire-Easy-32/250-198-6,8D | 31 | 16 | 675 | 4242136 | A | 20,212.– |
| SiFire-Easy-32/250-222-10,5D | 34 | 16 | 730 | 4242137 | A | 21,977.– |
| SiFire-Easy-32/250-234-12,9D | 35 | 16 | 730 | 4242138 | A | 22,958.– |
| SiFire-Easy-32/250-246-17,7D | 37 | 16 | 565 | 4242139 | A | 21,628.– |
| SiFire-Easy-32/250-262-17,7D | 39 | 16 | 617 | 4242140 | A | 22,744.– |
| SiFire-Easy-40/200-188-6,8D | 53 | 16 | 617 | 4242141 | A | 21,160.– |
| SiFire-Easy-40/200-205-10,5D | 62 | 16 | 622 | 4242142 | A | 21,125.– |
| SiFire-Easy-40/200-212-12,9D | 66 | 16 | 622 | 4242143 | A | 21,391.– |
| SiFire-Easy-40/250-218-17,7D | 55 | 16 | 631 | 4242144 | A | 23,737.– |
| SiFire-Easy-40/250-226-17,7D | 59 | 16 | 631 | 4242145 | A | 23,781.– |
| SiFire-Easy-40/250-244-26,5D | 61 | 16 | 678 | 4242146 | A | 26,857.– |
| SiFire-Easy-40/250-250-26,5D | 61 | 16 | 678 | 4242147 | A | 27,058.– |
| SiFire-Easy-50/160-147-6,8D | 81 | 16 | 678 | 4242148 | A | 19,126.– |
| SiFire-Easy-50/160-155-6,8D | 81 | 16 | 733 | 4242149 | A | 19,239.– |
| SiFire-Easy-50/160-173-12,9D | 78 | 16 | 733 | 4242150 | A | 21,504.– |
| SiFire-Easy-50/160-178-12,9D | 81 | 16 | 590 | 4242151 | A | 21,725.– |
| SiFire-Easy-50/200-182-10,5D | 86 | 16 | 590 | 4242152 | A | 21,558.– |
| SiFire-Easy-50/200-192-12,9D | 88 | 16 | 620 | 4242153 | A | 22,183.– |
| SiFire-Easy-50/200-202-17,7D | 83 | 16 | 625 | 4242154 | A | 23,409.– |
| SiFire-Easy-50/200-210-17,7D | 84 | 16 | 631 | 4242155 | A | 23,536.– |
| SiFire-Easy-50/200-218-26,5D | 86 | 16 | 631 | 4242156 | A | 26,713.– |
| SiFire-Easy-50/250-220-17,7D | 83 | 16 | 678 | 4242157 | A | 24,158.– |
| SiFire-Easy-50/250-240-26,5D | 79 | 16 | 678 | 4242158 | A | 27,399.– |
| SiFire-Easy-50/250-242-26,5D | 81 | 16 | 733 | 4242159 | A | 29,160.– |
| SiFire-Easy-50/250-249-31,5D | 83 | 16 | 733 | 4242160 | A | 31,513.– |
| SiFire-Easy-50/250-258-37D | 85 | 16 | 740 | 4242161 | A | 32,972.– |
| SiFire-Easy-65/200-178-17,7D | 137 | 16 | 740 | 4242162 | A | 27,162.– |
| SiFire-Easy-65/200-185-17,7D | 125 | 16 | 870 | 4242163 | A | 27,873.– |
| SiFire-Easy-65/200-195-26,5D | 128 | 16 | 688 | 4242164 | A | 28,105.– |
| SiFire-Easy-65/200-207-26,5D | 133 | 16 | 743 | 4242165 | A | 29,775.– |
| SiFire-Easy-65/200-214-31,5D | 135 | 16 | 743 | 4242166 | A | 32,091.– |
| SiFire-Easy-65/200-226-37D | 138 | 16 | 873 | 4242167 | A | 33,649.– |
| SiFire-Easy-65/250-226-31,5D | 141 | 16 | 900 | 4242168 | A | 32,559.– |
| SiFire-Easy-65/250-248-37D | 111 | 16 | 936 | 4242169 | A | 34,600.– |
| SiFire-Easy-65/250-258-47,7D | 113 | 16 | 936 | 4242170 | A | 34,687.– |
| SiFire-Easy-65/250-264-47,7D | 114 | 16 | 970 | 4242171 | A | 34,766.– |
| SiFire-Easy-65/315-295-66D | 124 | 16 | 1114 | 4242172 | A | 48,090.– |
| SiFire-Easy-65/315-305-100D | 125 | 16 | 899 | 4242173 | A | 55,288.– |
| SiFire-Easy-65/315-316-100D | 125 | 16 | 935 | 4242174 | A | 56,070.– |
| SiFire-Easy-65/315-330-100D | 125 | 16 | 935 | 4242175 | A | 56,585.– |
| SiFire-Easy-80/200-185-26,5D | 179 | 16 | 997 | 4242176 | A | 30,437.– |
| SiFire-Easy-80/200-195-26,5D | 188 | 16 | 997 | 4242177 | A | 30,904.– |

= ready for delivery, L = supply availability, C = approx. 2 weeks, K = approx. 4 weeks, AX = up to 16 weeks delivery time, please inquire for every order, A = on request, = please contact Wilo
Subject to change – all prices do not include VAT. Our General Terms of Delivery and Service apply (see www.wilo.com/legal) – valid from 01/01/2022 in Germany.

**Price group: PG13**

**Ordering information**

| SiFire Easy | System output | Max. operating pressure | Gross weight, approx. | Art. no. | | |
|---|---|---|---|---|---|---|
| | *Q*<br>m³/h | *p*<br>bar | *m*<br>kg | | | EUR |
| **SiFire-Easy-80/200-201-31,5D** | 191 | 16 | 1123 | 4242178 | A | **33,797.–** |
| **SiFire-Easy-80/200-210-37D** | 195 | 16 | 1123 | 4242179 | A | **35,514.–** |
| **SiFire-Easy-80/200-224-47,7D** | 200 | 16 | 1161 | 4242180 | A | **35,863.–** |
| **SiFire-Easy-80/200-228-47,7D** | 202 | 16 | 1166 | 4242181 | A | **35,983.–** |
| **SiFire-Easy-80/250-235-66D** | 227 | 16 | 785 | 4242182 | A | **38,607.–** |
| **SiFire-Easy-80/250-243-66D** | 233 | 16 | 915 | 4242183 | A | **44,788.–** |
| **SiFire-Easy-80/250-254-100D** | 232 | 16 | 951 | 4242184 | A | **46,990.–** |
| **SiFire-Easy-80/250-270-100D** | 232 | 16 | 951 | 4242185 | A | **47,214.–** |
| **SiFire-Easy-80/315-275-100D** | 225 | 16 | 985 | 4242186 | A | **55,096.–** |
| **SiFire-Easy-80/315-290-109D** | 216 | 16 | 999 | 4242187 | A | **55,818.–** |
| **SiFire-Easy-80/315-308-145D** | 219 | 16 | 1168 | 4242188 | A | **60,525.–** |
| **SiFire-Easy-80/315-318-145D** | 221 | 16 | 1168 | 4242189 | A | **61,926.–** |
| **SiFire-Easy-80/315-324-197D** | 223 | 16 | 1188 | 4242190 | A | **70,310.–** |
| **SiFire-Easy-100/200-212-47,7D** | 250 | 16 | 1207 | 4242191 | A | **39,268.–** |
| **SiFire-Easy-100/200-222-66D** | 323 | 16 | 1358 | 4242192 | A | **41,715.–** |
| **SiFire-Easy-100/200-228-66D** | 321 | 16 | 1213 | 4242193 | A | **42,338.–** |
| **SiFire-Easy-100/250-255-100D** | 276 | 16 | 1233 | 4242194 | A | **48,709.–** |
| **SiFire-Easy-100/250-260-100D** | 273 | 16 | 1233 | 4242195 | A | **52,981.–** |
| **SiFire-Easy-100/250-267-109D** | 273 | 16 | 1238 | 4242196 | A | **53,518.–** |
| **SiFire-Easy-100/250-280-145D** | 273 | 16 | 1389 | 4242197 | A | **56,728.–** |
| **SiFire-Easy-100/315-285-145D** | 421 | 16 | 1436 | 4242198 | A | **64,161.–** |
| **SiFire-Easy-100/315-296-145D** | 345 | 16 | 1581 | 4242199 | A | **65,937.–** |
| **SiFire-Easy-100/315-302-197D** | 349 | 16 | 1581 | 4242200 | A | **85,922.–** |
| **SiFire-Easy-100/315-318-197D** | 360 | 16 | 1581 | 4242201 | A | **88,163.–** |
| **SiFire-Easy-125/250-266-197D** | 499 | 16 | 1581 | 4242204 | A | **76,016.–** |
| **SiFire-Easy-125/250-274-197D** | 507 | 16 | 1581 | 4242205 | A | **77,933.–** |
| **SiFire-Easy-100/200-168R-26,5D** | 354 | 10 | 812 | 4205213 | K | **36,226.–** |
| **SiFire-Easy-100/200-183-31,5D** | 359 | 10 | 986 | 4205214 | K | **36,871.–** |
| **SiFire-Easy-100/200-194-47,7D** | 366 | 10 | 1028 | 4205215 | K | **38,691.–** |
| **SiFire-Easy-100/200-205-47,7D** | 377 | 10 | 1028 | 4205216 | K | **38,777.–** |
| **SiFire-Easy-100/200-219-66D** | 387 | 10 | 1068 | 4205217 | K | **40,553.–** |
| **SiFire-Easy-100/250-233-66D** | 348 | 10 | 1084 | 4205218 | K | **41,181.–** |
| **SiFire-Easy-100/250-247-100D** | 375 | 10 | 1408 | 4225129 | A | **47,191.–** |
| **SiFire-Easy-100/250-256-100D** | 383 | 10 | 1408 | 4225130 | A | **51,083.–** |
| **SiFire-Easy-100/250-269-109D** | 380 | 10 | 1432 | 4225131 | A | **52,192.–** |
| **SiFire-Easy-125/250-224-100D** | 223 | 10 | 1462 | 4225134 | A | **60,353.–** |
| **SiFire-Easy-125/250-237-109D** | 303 | 10 | 1486 | 4225135 | A | **66,413.–** |
| **SiFire-Easy-125/250-251-145D** | 334 | 10 | 1492 | 4225136 | A | **69,630.–** |
| **SiFire-Easy-125/315-290-197D** | 373 | 16 | 1729 | 4225138 | A | **78,228.–** |
| **SiFire-Easy-150/315-273-222D** | 431 | 16 | 1903 | 4225139 | A | **90,005.–** |
| **SiFire-Easy-150/315-279-222D** | 569 | 16 | 1903 | 4225140 | A | **88,117.–** |
| **SiFire-Easy-150/315-291-246D** | 756 | 16 | 1909 | 4225141 | A | **93,688.–** |

= ready for delivery, L = supply availability, C = approx. 2 weeks, K = approx. 4 weeks, AX = up to 16 weeks delivery time, please inquire for every order, A = on request, = please contact Wilo
Subject to change – all prices do not include VAT. Our General Terms of Delivery and Service apply (see www.wilo.com/legal) – valid from 01/01/2022 in Germany.

Price group: PG13

## Ordering information

| SiFire Easy | System output | Max. operating pressure | Gross weight, approx. | Art. no. | | |
|---|---|---|---|---|---|---|
| | *Q*<br>m³/h | *p*<br>bar | *m*<br>kg | | | EUR |
| SiFire-Easy-32/200-154-4EJ | 29 | 16 | 505 | 4242056 | A | 12,494.– |
| SiFire-Easy-32/200-172-5,5EJ | 34 | 16 | 527 | 4242057 | A | 12,544.– |
| SiFire-Easy-32/200-182-7,5EJ | 36 | 16 | 530 | 4242058 | A | 13,218.– |
| SiFire-Easy-32/200-191-7,5EJ | 37 | 16 | 530 | 4242059 | A | 13,344.– |
| SiFire-Easy-32/200-200-11EJ | 39 | 16 | 612 | 4242060 | A | 13,503.– |
| SiFire-Easy-32/250-198-7,5EJ | 31 | 16 | 624 | 4242061 | A | 13,510.– |
| SiFire-Easy-32/250-222-11EJ | 34 | 16 | 624 | 4242062 | A | 13,825.– |
| SiFire-Easy-32/250-234-15EJ | 35 | 16 | 664 | 4242063 | A | 13,919.– |
| SiFire-Easy-32/250-246-15EJ | 37 | 16 | 796 | 4242064 | A | 14,012.– |
| SiFire-Easy-32/250-262-18,5EJ | 39 | 16 | 532 | 4242065 | A | 14,489.– |
| SiFire-Easy-40/200-188-7,5EJ | 53 | 16 | 598 | 4242066 | A | 12,617.– |
| SiFire-Easy-40/200-205-11EJ | 62 | 16 | 598 | 4242067 | A | 13,341.– |
| SiFire-Easy-40/200-212-15EJ | 66 | 16 | 598 | 4242068 | A | 13,703.– |
| SiFire-Easy-40/250-218-15EJ | 55 | 16 | 606 | 4242069 | A | 15,325.– |
| SiFire-Easy-40/250-226-18,5EJ | 59 | 16 | 606 | 4242070 | A | 15,712.– |
| SiFire-Easy-40/250-244-22EJ | 61 | 16 | 607 | 4242071 | A | 16,385.– |
| SiFire-Easy-40/250-250-30EJ | 61 | 16 | 615 | 4242072 | A | 17,205.– |
| SiFire-Easy-50/160-147-5,5EJ | 81 | 16 | 615 | 4242073 | A | 12,976.– |
| SiFire-Easy-50/160-155-7,5EJ | 81 | 16 | 615 | 4242074 | A | 13,201.– |
| SiFire-Easy-50/160-173-11EJ | 78 | 16 | 627 | 4242075 | A | 13,853.– |
| SiFire-Easy-50/160-178-15EJ | 81 | 16 | 627 | 4242076 | A | 14,234.– |
| SiFire-Easy-50/200-182-11EJ | 86 | 16 | 667 | 4242077 | A | 14,116.– |
| SiFire-Easy-50/200-192-15EJ | 88 | 16 | 667 | 4242078 | A | 14,759.– |
| SiFire-Easy-50/200-202-15EJ | 83 | 16 | 535 | 4242079 | A | 14,897.– |
| SiFire-Easy-50/200-210-18,5EJ | 84 | 16 | 535 | 4242080 | A | 15,958.– |
| SiFire-Easy-50/200-218-22EJ | 86 | 16 | 601 | 4242081 | A | 16,030.– |
| SiFire-Easy-50/250-220-18,5EJ | 83 | 16 | 607 | 4242082 | A | 16,442.– |
| SiFire-Easy-50/250-240-22EJ | 79 | 16 | 607 | 4242083 | A | 16,711.– |
| SiFire-Easy-50/250-242-30EJ | 81 | 16 | 615 | 4242084 | A | 18,744.– |
| SiFire-Easy-50/250-249-30EJ | 83 | 16 | 615 | 4242085 | A | 18,798.– |
| SiFire-Easy-50/250-258-37EJ | 85 | 16 | 837 | 4242086 | A | 20,296.– |
| SiFire-Easy-65/200-178-15EJ | 137 | 16 | 627 | 4242087 | A | 15,447.– |
| SiFire-Easy-65/200-185-18,5EJ | 125 | 16 | 667 | 4242088 | A | 16,493.– |
| SiFire-Easy-65/200-195-22EJ | 128 | 16 | 674 | 4242089 | A | 16,806.– |
| SiFire-Easy-65/200-207-30EJ | 133 | 16 | 806 | 4242090 | A | 19,582.– |
| SiFire-Easy-65/200-214-30EJ | 135 | 16 | 806 | 4242091 | A | 20,026.– |
| SiFire-Easy-65/200-226-37EJ | 138 | 16 | 637 | 4242092 | A | 21,260.– |
| SiFire-Easy-65/250-226-30EJ | 141 | 16 | 677 | 4242093 | A | 20,327.– |
| SiFire-Easy-65/250-248-37EJ | 111 | 16 | 677 | 4242094 | A | 20,327.– |
| SiFire-Easy-65/250-258-45EJ | 113 | 16 | 809 | 4242095 | A | 22,283.– |
| SiFire-Easy-65/250-264-55EJ | 114 | 16 | 836 | 4242096 | A | 24,257.– |
| SiFire-Easy-65/315-295-75EJ | 124 | 16 | 875 | 4242097 | A | 43,042.– |
| SiFire-Easy-65/315-305-75EJ | 125 | 16 | 976 | 4242098 | A | 43,456.– |
| SiFire-Easy-65/315-316-90EJ | 125 | 16 | 1033 | 4242099 | A | 45,445.– |
| SiFire-Easy-65/315-330-110EJ | 125 | 16 | 1358 | 4242100 | A | 50,771.– |
| SiFire-Easy-80/200-185-22EJ | 179 | 16 | 835 | 4242101 | A | 18,643.– |

= ready for delivery, L = supply availability, C = approx. 2 weeks, K = approx. 4 weeks, AX = up to 16 weeks delivery time, please inquire for every order, A = on request, = please contact Wilo
Subject to change – all prices do not include VAT. Our General Terms of Delivery and Service apply (see www.wilo.com/legal) – valid from 01/01/2022 in Germany.

**Price group: PG13**

## Ordering information

| SiFire Easy | System output | Max. operating pressure | Gross weight, approx. | Art. no. | | |
|---|---|---|---|---|---|---|
| | *Q*<br>m³/h | *p*<br>bar | *m*<br>kg | | | EUR |
| **SiFire-Easy-80/200-195-30EJ** | 188 | 16 | 835 | 4242102 | A | **20,814.–** |
| **SiFire-Easy-80/200-201-30EJ** | 191 | 16 | 874 | 4242103 | A | **21,658.–** |
| **SiFire-Easy-80/200-210-37EJ** | 195 | 16 | 975 | 4242104 | A | **22,416.–** |
| **SiFire-Easy-80/200-224-45EJ** | 200 | 16 | 1044 | 4242105 | A | **24,185.–** |
| **SiFire-Easy-80/200-228-55EJ** | 202 | 16 | 1367 | 4242106 | A | **26,131.–** |
| **SiFire-Easy-80/250-235-55EJ** | 227 | 16 | 1367 | 4242107 | A | **26,553.–** |
| **SiFire-Easy-80/250-243-75EJ** | 233 | 16 | 1406 | 4242108 | A | **36,463.–** |
| **SiFire-Easy-80/250-254-75EJ** | 232 | 16 | 1618 | 4242109 | A | **36,148.–** |
| **SiFire-Easy-80/250-270-90EJ** | 232 | 16 | 1654 | 4242110 | A | **38,999.–** |
| **SiFire-Easy-80/315-275-90EJ** | 225 | 16 | 1367 | 4242111 | A | **41,516.–** |
| **SiFire-Easy-80/315-290-110EJ** | 216 | 16 | 1367 | 4242112 | A | **48,348.–** |
| **SiFire-Easy-80/315-308-132EJ** | 219 | 16 | 1406 | 4242113 | A | **46,418.–** |
| **SiFire-Easy-80/315-318-160EJ** | 221 | 16 | 1618 | 4242114 | A | **48,517.–** |
| **SiFire-Easy-80/315-324-160EJ** | 223 | 16 | 1654 | 4242115 | A | **48,818.–** |
| **SiFire-Easy-100/200-212-45EJ** | 250 | 16 | 1654 | 4242116 | A | **29,854.–** |
| **SiFire-Easy-100/200-222-55EJ** | 323 | 16 | 1412 | 4242117 | A | **34,166.–** |
| **SiFire-Easy-100/200-228-75EJ** | 321 | 16 | 1451 | 4242118 | A | **37,252.–** |
| **SiFire-Easy-100/250-255-90EJ** | 276 | 16 | 1645 | 4242119 | A | **39,435.–** |
| **SiFire-Easy-100/250-260-110EJ** | 273 | 16 | 1695 | 4242120 | A | **42,960.–** |
| **SiFire-Easy-100/250-267-110EJ** | 273 | 16 | 1776 | 4242121 | A | **43,505.–** |
| **SiFire-Easy-100/250-280-132EJ** | 273 | 16 | 1496 | 4242122 | A | **46,707.–** |
| **SiFire-Easy-100/315-285-132EJ** | 421 | 16 | 1690 | 4242123 | A | **53,416.–** |
| **SiFire-Easy-100/315-296-160EJ** | 345 | 16 | 1726 | 4242124 | A | **59,635.–** |
| **SiFire-Easy-100/315-302-160EJ** | 349 | 16 | 1807 | 4242125 | A | **60,805.–** |
| **SiFire-Easy-100/315-318-200EJ** | 360 | 16 | 1854 | 4242126 | A | **65,329.–** |
| **SiFire-Easy-125/250-266-160EJ** | 499 | 16 | 2345 | 4242129 | A | **67,480.–** |
| **SiFire-Easy-125/250-274-200EJ** | 507 | 16 | 2345 | 4242130 | A | **71,640.–** |
| **SiFire-Easy-100/200-168R-22EJ** | 354 | 10 | 862 | 4205165 | K | **31,325.–** |
| **SiFire-Easy-100/200-183-30EJ** | 359 | 10 | 957 | 4205166 | K | **22,411.–** |
| **SiFire-Easy-100/200-194-37EJ** | 366 | 10 | 1006 | 4205167 | K | **23,106.–** |
| **SiFire-Easy-100/200-205-45EJ** | 377 | 10 | 1123 | 4205168 | K | **29,854.–** |
| **SiFire-Easy-100/200-219-55EJ** | 387 | 10 | 1191 | 4205169 | K | **34,166.–** |
| **SiFire-Easy-100/250-233-55EJ** | 348 | 10 | 1207 | 4205170 | K | **34,792.–** |
| **SiFire-Easy-100/250-247-75EJ** | 375 | 10 | 1846 | 4225110 | A | **37,252.–** |
| **SiFire-Easy-100/250-256-90EJ** | 383 | 10 | 1892 | 4225111 | A | **39,435.–** |
| **SiFire-Easy-100/250-269-110EJ** | 380 | 10 | 2125 | 4225112 | A | **43,505.–** |
| **SiFire-Easy-125/250-224-90EJ** | 223 | 10 | 1954 | 4225115 | A | **48,114.–** |
| **SiFire-Easy-125/250-237-110EJ** | 303 | 10 | 2186 | 4225116 | A | **51,019.–** |
| **SiFire-Easy-125/250-251-132EJ** | 334 | 10 | 2230 | 4225117 | A | **57,098.–** |
| **SiFire-Easy-125/315-290-160EJ** | 373 | 16 | 2386 | 4225119 | A | **60,119.–** |
| **SiFire-Easy-150/315-273-200EJ** | 431 | 16 | 2744 | 4225120 | A | **75,363.–** |
| **SiFire-Easy-150/315-279-250EJ** | 569 | 16 | 2984 | 4225121 | A | **80,453.–** |
| **SiFire-Easy-150/315-291-250EJ** | 756 | 16 | 2987 | 4225122 | A | **81,914.–** |

🚚 = ready for delivery, L = supply availability, C = approx. 2 weeks, K = approx. 4 weeks, AX = up to 16 weeks delivery time, please inquire for every order, A = on request, 📞 = please contact Wilo
Subject to change – all prices do not include VAT. Our General Terms of Delivery and Service apply (see www.wilo.com/legal) – valid from 01/01/2022 in Germany.

**Price group: PG13**

## Ordering information

| SiFire Easy | System output | Max. operating pressure | Gross weight, approx. | Art. no. | | |
|---|---|---|---|---|---|---|
| | *Q*<br>m³/h | *p*<br>bar | *m*<br>kg | | | EUR |
| **SiFire-Easy-32/200-154-4,2DJ** | 29 | 16 | 614 | 4242206 | A | **19,788.–** |
| **SiFire-Easy-32/200-172-6,8DJ** | 34 | 16 | 629 | 4242207 | A | **19,983.–** |
| **SiFire-Easy-32/200-182-6,8DJ** | 36 | 16 | 629 | 4242208 | A | **20,233.–** |
| **SiFire-Easy-32/200-191-10,5DJ** | 37 | 16 | 659 | 4242209 | A | **22,310.–** |
| **SiFire-Easy-32/200-200-10,5DJ** | 39 | 16 | 719 | 4242210 | A | **22,688.–** |
| **SiFire-Easy-32/250-198-6,8DJ** | 31 | 16 | 719 | 4242211 | A | **20,566.–** |
| **SiFire-Easy-32/250-222-10,5DJ** | 34 | 16 | 774 | 4242212 | A | **23,533.–** |
| **SiFire-Easy-32/250-234-12,9DJ** | 35 | 16 | 774 | 4242213 | A | **23,964.–** |
| **SiFire-Easy-32/250-246-17,7DJ** | 37 | 16 | 609 | 4242214 | A | **24,450.–** |
| **SiFire-Easy-32/250-262-17,7DJ** | 39 | 16 | 661 | 4242215 | A | **24,981.–** |
| **SiFire-Easy-40/200-188-6,8DJ** | 53 | 16 | 661 | 4242216 | A | **21,323.–** |
| **SiFire-Easy-40/200-205-10,5DJ** | 62 | 16 | 666 | 4242217 | A | **23,343.–** |
| **SiFire-Easy-40/200-212-12,9DJ** | 66 | 16 | 666 | 4242218 | A | **23,624.–** |
| **SiFire-Easy-40/250-218-17,7DJ** | 55 | 16 | 675 | 4242219 | A | **26,062.–** |
| **SiFire-Easy-40/250-226-17,7DJ** | 59 | 16 | 675 | 4242220 | A | **26,099.–** |
| **SiFire-Easy-40/250-244-26,5DJ** | 61 | 16 | 722 | 4242221 | A | **29,264.–** |
| **SiFire-Easy-40/250-250-26,5DJ** | 61 | 16 | 722 | 4242222 | A | **29,482.–** |
| **SiFire-Easy-50/160-147-6,8DJ** | 81 | 16 | 722 | 4242223 | A | **21,432.–** |
| **SiFire-Easy-50/160-155-6,8DJ** | 81 | 16 | 777 | 4242224 | A | **21,437.–** |
| **SiFire-Easy-50/160-173-12,9DJ** | 78 | 16 | 777 | 4242225 | A | **23,602.–** |
| **SiFire-Easy-50/160-178-12,9DJ** | 81 | 16 | 634 | 4242226 | A | **23,886.–** |
| **SiFire-Easy-50/200-182-10,5DJ** | 86 | 16 | 634 | 4242227 | A | **23,924.–** |
| **SiFire-Easy-50/200-192-12,9DJ** | 88 | 16 | 664 | 4242228 | A | **24,384.–** |
| **SiFire-Easy-50/200-202-17,7DJ** | 83 | 16 | 669 | 4242229 | A | **25,701.–** |
| **SiFire-Easy-50/200-210-17,7DJ** | 84 | 16 | 675 | 4242230 | A | **25,843.–** |
| **SiFire-Easy-50/200-218-26,5DJ** | 86 | 16 | 675 | 4242231 | A | **29,024.–** |
| **SiFire-Easy-50/250-220-17,7DJ** | 83 | 16 | 722 | 4242232 | A | **26,770.–** |
| **SiFire-Easy-50/250-240-26,5DJ** | 79 | 16 | 722 | 4242233 | A | **29,733.–** |
| **SiFire-Easy-50/250-242-26,5DJ** | 81 | 16 | 777 | 4242234 | A | **31,490.–** |
| **SiFire-Easy-50/250-249-31,5DJ** | 83 | 16 | 777 | 4242235 | A | **33,919.–** |
| **SiFire-Easy-50/250-258-37DJ** | 85 | 16 | 784 | 4242236 | A | **35,423.–** |
| **SiFire-Easy-65/200-178-17,7DJ** | 137 | 16 | 784 | 4242237 | A | **29,073.–** |
| **SiFire-Easy-65/200-185-17,7DJ** | 125 | 16 | 914 | 4242238 | A | **30,434.–** |
| **SiFire-Easy-65/200-195-26,5DJ** | 128 | 16 | 732 | 4242239 | A | **30,434.–** |
| **SiFire-Easy-65/200-207-26,5DJ** | 133 | 16 | 787 | 4242240 | A | **32,156.–** |
| **SiFire-Easy-65/200-214-31,5DJ** | 135 | 16 | 787 | 4242241 | A | **34,447.–** |
| **SiFire-Easy-65/200-226-37DJ** | 138 | 16 | 917 | 4242242 | A | **35,799.–** |
| **SiFire-Easy-65/250-226-31,5DJ** | 141 | 16 | 944 | 4242243 | A | **34,850.–** |
| **SiFire-Easy-65/250-248-37DJ** | 111 | 16 | 980 | 4242244 | A | **36,750.–** |
| **SiFire-Easy-65/250-258-47,7DJ** | 113 | 16 | 980 | 4242245 | A | **37,018.–** |
| **SiFire-Easy-65/250-264-47,7DJ** | 114 | 16 | 1014 | 4242246 | A | **37,199.–** |
| **SiFire-Easy-65/315-295-66DJ** | 124 | 16 | 1158 | 4242247 | A | **50,329.–** |
| **SiFire-Easy-65/315-305-100DJ** | 125 | 16 | 943 | 4242248 | A | **58,456.–** |
| **SiFire-Easy-65/315-316-100DJ** | 125 | 16 | 979 | 4242249 | A | **59,147.–** |
| **SiFire-Easy-65/315-330-100DJ** | 125 | 16 | 979 | 4242250 | A | **60,051.–** |
| **SiFire-Easy-80/200-185-26,5DJ** | 179 | 16 | 1041 | 4242251 | A | **33,067.–** |
| **SiFire-Easy-80/200-195-26,5DJ** | 188 | 16 | 1041 | 4242252 | A | **33,367.–** |

= ready for delivery, L = supply availability, C = approx. 2 weeks, K = approx. 4 weeks, AX = up to 16 weeks delivery time, please inquire for every order, A = on request, = please contact Wilo
Subject to change – all prices do not include VAT. Our General Terms of Delivery and Service apply (see www.wilo.com/legal) – valid from 01/01/2022 in Germany.

Price group: PG13

**Ordering information**

| SiFire Easy | System output | Max. operating pressure | Gross weight, approx. | Art. no. | | |
|---|---|---|---|---|---|---|
| | *Q* m³/h | *p* bar | *m* kg | | | EUR |
| SiFire-Easy-80/200-201-31,5DJ | 191 | 16 | 1167 | 4242253 | A | 36,115.– |
| SiFire-Easy-80/200-210-37DJ | 195 | 16 | 1167 | 4242254 | A | 37,503.– |
| SiFire-Easy-80/200-224-47,7DJ | 200 | 16 | 1205 | 4242255 | A | 38,281.– |
| SiFire-Easy-80/200-228-47,7DJ | 202 | 16 | 1210 | 4242256 | A | 38,401.– |
| SiFire-Easy-80/250-235-66DJ | 227 | 16 | 829 | 4242257 | A | 40,990.– |
| SiFire-Easy-80/250-243-66DJ | 233 | 16 | 959 | 4242258 | A | 47,437.– |
| SiFire-Easy-80/250-254-100DJ | 232 | 16 | 995 | 4242259 | A | 49,403.– |
| SiFire-Easy-80/250-270-100DJ | 232 | 16 | 995 | 4242260 | A | 49,640.– |
| SiFire-Easy-80/315-275-100DJ | 225 | 16 | 1029 | 4242261 | A | 57,474.– |
| SiFire-Easy-80/315-290-109DJ | 216 | 16 | 1043 | 4242262 | A | 58,987.– |
| SiFire-Easy-80/315-308-145DJ | 219 | 16 | 1212 | 4242263 | A | 63,630.– |
| SiFire-Easy-80/315-318-145DJ | 221 | 16 | 1212 | 4242264 | A | 65,089.– |
| SiFire-Easy-80/315-324-197DJ | 223 | 16 | 1232 | 4242265 | A | 73,414.– |
| SiFire-Easy-100/200-212-47,7DJ | 250 | 16 | 1251 | 4242266 | A | 41,926.– |
| SiFire-Easy-100/200-222-66DJ | 323 | 16 | 1402 | 4242267 | A | 43,572.– |
| SiFire-Easy-100/200-228-66DJ | 321 | 16 | 1257 | 4242268 | A | 44,058.– |
| SiFire-Easy-100/250-255-100DJ | 276 | 16 | 1277 | 4242269 | A | 52,481.– |
| SiFire-Easy-100/250-260-100DJ | 273 | 16 | 1277 | 4242270 | A | 53,370.– |
| SiFire-Easy-100/250-267-109DJ | 273 | 16 | 1282 | 4242271 | A | 65,450.– |
| SiFire-Easy-100/250-280-145DJ | 273 | 16 | 1433 | 4242272 | A | 59,866.– |
| SiFire-Easy-100/315-285-145DJ | 421 | 16 | 1480 | 4242273 | A | 67,266.– |
| SiFire-Easy-100/315-296-145DJ | 345 | 16 | 1625 | 4242274 | A | 68,811.– |
| SiFire-Easy-100/315-302-197DJ | 349 | 16 | 1625 | 4242275 | A | 88,821.– |
| SiFire-Easy-100/315-318-197DJ | 360 | 16 | 1625 | 4242276 | A | 90,019.– |
| SiFire-Easy-125/250-266-197DJ | 499 | 16 | 1625 | 4242279 | A | 79,807.– |
| SiFire-Easy-125/250-274-197DJ | 507 | 16 | 1625 | 4242280 | A | 80,728.– |

Price group: PG13

**Ordering information**

| SiFire Easy | System output | Max. operating pressure | Gross weight, approx. | Art. no. | | |
|---|---|---|---|---|---|---|
| | *Q* m³/h | *p* bar | *m* kg | | | EUR |
| SiFire-Easy-32/200-154-4/4EEJ | 29 | 16 | 743 | 4242281 | A | 21,127.– |
| SiFire-Easy-32/200-172-5,5/5,5EEJ | 34 | 16 | 787 | 4242282 | A | 22,247.– |
| SiFire-Easy-32/200-182-7,5/7,5EEJ | 36 | 16 | 811 | 4242283 | A | 22,645.– |
| SiFire-Easy-32/200-191-7,5/7,5EEJ | 37 | 16 | 811 | 4242284 | A | 22,854.– |
| SiFire-Easy-32/200-200-11/11EEJ | 39 | 16 | 811 | 4242285 | A | 23,369.– |
| SiFire-Easy-32/250-198-7,5/7,5EEJ | 31 | 16 | 936 | 4242286 | A | 23,335.– |
| SiFire-Easy-32/250-222-11/11EEJ | 34 | 16 | 960 | 4242287 | A | 23,545.– |
| SiFire-Easy-32/250-234-15/15EEJ | 35 | 16 | 1040 | 4242288 | A | 24,099.– |
| SiFire-Easy-32/250-246-15/15EEJ | 37 | 16 | 1040 | 4242289 | A | 24,533.– |
| SiFire-Easy-32/250-262-18,5/18,5EEJ | 39 | 16 | 1264 | 4242290 | A | 25,401.– |
| SiFire-Easy-40/200-188-7,5/7,5EEJ | 53 | 16 | 812 | 4242291 | A | 23,179.– |

= ready for delivery, L = supply availability, C = approx. 2 weeks, K = approx. 4 weeks, AX = up to 16 weeks delivery time, please inquire for every order, A = on request, = please contact Wilo
Subject to change – all prices do not include VAT. Our General Terms of Delivery and Service apply (see www.wilo.com/legal) – valid from 01/01/2022 in Germany.

**Price group: PG13**

**Ordering information**

| SiFire Easy | System output | Max. operating pressure | Gross weight, approx. | Art. no. | | |
|---|---|---|---|---|---|---|
| | *Q*<br>m³/h | *p*<br>bar | *m*<br>kg | | | EUR |
| SiFire-Easy-40/200-205-11/11EEJ | 62 | 16 | 907 | 4242292 | A | 23,644.– |
| SiFire-Easy-40/200-212-15/15EEJ | 66 | 16 | 907 | 4242293 | A | 24,001.– |
| SiFire-Easy-40/250-218-15/15EEJ | 55 | 16 | 924 | 4242294 | A | 27,002.– |
| SiFire-Easy-40/250-226-18,5/18,5EEJ | 59 | 16 | 925 | 4242295 | A | 29,420.– |
| SiFire-Easy-40/250-244-22/22EEJ | 61 | 16 | 942 | 4242296 | A | 29,038.– |
| SiFire-Easy-40/250-250-30/30EEJ | 61 | 16 | 942 | 4242297 | A | 33,118.– |
| SiFire-Easy-50/160-147-5,5/5,5EEJ | 81 | 16 | 966 | 4242298 | A | 21,880.– |
| SiFire-Easy-50/160-155-7,5/7,5EEJ | 81 | 16 | 966 | 4242299 | A | 23,295.– |
| SiFire-Easy-50/160-173-11/11EEJ | 78 | 16 | 1046 | 4242300 | A | 24,525.– |
| SiFire-Easy-50/160-178-15/15EEJ | 81 | 16 | 814 | 4242301 | A | 24,990.– |
| SiFire-Easy-50/200-182-11/11EEJ | 86 | 16 | 814 | 4242302 | A | 25,039.– |
| SiFire-Easy-50/200-192-15/15EEJ | 88 | 16 | 906 | 4242303 | A | 25,573.– |
| SiFire-Easy-50/200-202-15/15EEJ | 83 | 16 | 918 | 4242304 | A | 25,647.– |
| SiFire-Easy-50/200-210-18,5/18,5EEJ | 84 | 16 | 937 | 4242305 | A | 26,484.– |
| SiFire-Easy-50/200-218-22/22EEJ | 86 | 16 | 938 | 4242306 | A | 28,772.– |
| SiFire-Easy-50/250-220-18,5/18,5EEJ | 83 | 16 | 962 | 4242307 | A | 27,579.– |
| SiFire-Easy-50/250-240-22/22EEJ | 79 | 16 | 962 | 4242308 | A | 29,590.– |
| SiFire-Easy-50/250-242-30/30EEJ | 81 | 16 | 1042 | 4242309 | A | 33,514.– |
| SiFire-Easy-50/250-249-30/30EEJ | 83 | 16 | 1056 | 4242310 | A | 33,788.– |
| SiFire-Easy-50/250-258-37/37EEJ | 85 | 16 | 1280 | 4242311 | A | 34,717.– |
| SiFire-Easy-65/200-178-15/15EEJ | 137 | 16 | 1280 | 4242312 | A | 26,039.– |
| SiFire-Easy-65/200-185-18,5/18,5EEJ | 125 | 16 | 974 | 4242313 | A | 29,192.– |
| SiFire-Easy-65/200-195-22/22EEJ | 128 | 16 | 1057 | 4242314 | A | 29,805.– |
| SiFire-Easy-65/200-207-30/30EEJ | 133 | 16 | 1282 | 4242315 | A | 35,649.– |
| SiFire-Easy-65/200-214-30/30EEJ | 135 | 16 | 1282 | 4242316 | A | 36,115.– |
| SiFire-Easy-65/200-226-37/37EEJ | 138 | 16 | 1336 | 4242317 | A | 37,108.– |
| SiFire-Easy-65/250-226-30/30EEJ | 141 | 16 | 1414 | 4242318 | A | 36,357.– |
| SiFire-Easy-65/250-248-37/37EEJ | 111 | 16 | 1616 | 4242319 | A | 37,500.– |
| SiFire-Easy-65/250-258-45/45EEJ | 113 | 16 | 1730 | 4242320 | A | 39,907.– |
| SiFire-Easy-65/250-264-55/55EEJ | 114 | 16 | 1336 | 4242321 | A | 43,759.– |
| SiFire-Easy-80/200-185-22/22EEJ | 179 | 16 | 1415 | 4242322 | A | 30,718.– |
| SiFire-Easy-80/200-195-30/30EEJ | 188 | 16 | 1617 | 4242323 | A | 36,947.– |
| SiFire-Easy-80/200-201-30/30EEJ | 191 | 16 | 1755 | 4242324 | A | 37,870.– |
| SiFire-Easy-80/200-210-37/37EEJ | 195 | 16 | 1140 | 4242325 | A | 40,828.– |
| SiFire-Easy-80/200-224-45/45EEJ | 200 | 16 | 1364 | 4242326 | A | 44,264.– |
| SiFire-Easy-80/200-228-55/55EEJ | 202 | 16 | 1445 | 4242327 | A | 49,701.– |
| SiFire-Easy-80/250-235-55/55EEJ | 227 | 16 | 1647 | 4242328 | A | 53,473.– |
| SiFire-Easy-100/200-212-45/45EEJ | 250 | 16 | 1762 | 4242329 | A | 54,138.– |
| SiFire-Easy-100/200-222-55/55EEJ | 323 | 16 | 1790 | 4242330 | A | 65,082.– |
| SiFire-Easy-100/200-168R-22/22EEJ | 354 | 10 | 1207 | 4205309 | K | 41,050.– |
| SiFire-Easy-100/200-183-30/30EEJ | 359 | 10 | 1490 | 4205310 | K | 45,348.– |
| SiFire-Easy-100/200-194-37/37EEJ | 366 | 10 | 1584 | 4205311 | K | 48,256.– |
| SiFire-Easy-100/200-205-45/45EEJ | 377 | 10 | 1818 | 4205312 | K | 55,436.– |
| SiFire-Easy-100/200-219-55/55EEJ | 387 | 10 | 1952 | 4205313 | K | 63,958.– |
| SiFire-Easy-100/250-233-55/55EEJ | 348 | 10 | 1984 | 4205314 | K | 65,938.– |

= ready for delivery, L = supply availability, C = approx. 2 weeks, K = approx. 4 weeks, AX = up to 16 weeks delivery time, please inquire for every order, A = on request, = please contact Wilo
Subject to change – all prices do not include VAT. Our General Terms of Delivery and Service apply (see www.wilo.com/legal) – valid from 01/01/2022 in Germany.

Price group: PG13

| Ordering information | | | | | | |
|---|---|---|---|---|---|---|
| SiFire Easy | System output | Max. operating pressure | Gross weight, approx. | Art. no. | | |
| | *Q*<br>m³/h | *p*<br>bar | *m*<br>kg | | 🚚 | EUR |
| SiFire-Easy-32/200-154-4/4,2EDJ | 29 | 16 | 808 | 4242331 | A | 27,581.– |
| SiFire-Easy-32/200-172-5,5/6,8EDJ | 34 | 16 | 845 | 4242332 | A | 29,771.– |
| SiFire-Easy-32/200-182-7,5/6,8EDJ | 36 | 16 | 861 | 4242333 | A | 31,541.– |
| SiFire-Easy-32/200-191-7,5/10,5EDJ | 37 | 16 | 891 | 4242334 | A | 33,000.– |
| SiFire-Easy-32/200-200-11/10,5EDJ | 39 | 16 | 891 | 4242335 | A | 33,295.– |
| SiFire-Easy-32/250-198-7,5/6,8EDJ | 31 | 16 | 1024 | 4242336 | A | 29,687.– |
| SiFire-Easy-32/250-222-11/10,5EDJ | 34 | 16 | 1091 | 4242337 | A | 33,814.– |
| SiFire-Easy-32/250-234-15/12,9EDJ | 35 | 16 | 1131 | 4242338 | A | 33,897.– |
| SiFire-Easy-32/250-246-15/17,7EDJ | 37 | 16 | 1343 | 4242339 | A | 35,603.– |
| SiFire-Easy-32/250-262-18,5/17,7EDJ | 39 | 16 | 892 | 4242340 | A | 36,333.– |
| SiFire-Easy-40/200-188-7,5/6,8EDJ | 53 | 16 | 946 | 4242341 | A | 30,120.– |
| SiFire-Easy-40/200-205-11/10,5EDJ | 62 | 16 | 946 | 4242342 | A | 33,779.– |
| SiFire-Easy-40/200-212-15/12,9EDJ | 66 | 16 | 975 | 4242343 | A | 34,112.– |
| SiFire-Easy-40/250-218-15/17,7EDJ | 55 | 16 | 964 | 4242344 | A | 37,873.– |
| SiFire-Easy-40/250-226-18,5/17,7EDJ | 59 | 16 | 993 | 4242345 | A | 39,051.– |
| SiFire-Easy-40/250-244-22/26,5EDJ | 61 | 16 | 1030 | 4242346 | A | 42,230.– |
| SiFire-Easy-40/250-250-30/26,5EDJ | 61 | 16 | 1042 | 4242347 | A | 45,963.– |
| SiFire-Easy-50/160-147-5,5/6,8EDJ | 81 | 16 | 1042 | 4242348 | A | 29,752.– |
| SiFire-Easy-50/160-155-7,5/6,8EDJ | 81 | 16 | 1097 | 4242349 | A | 30,781.– |
| SiFire-Easy-50/160-173-11/12,9EDJ | 78 | 16 | 1137 | 4242350 | A | 34,358.– |
| SiFire-Easy-50/160-178-15/12,9EDJ | 81 | 16 | 864 | 4242351 | A | 35,248.– |
| SiFire-Easy-50/200-182-11/10,5EDJ | 86 | 16 | 894 | 4242352 | A | 35,392.– |
| SiFire-Easy-50/200-192-15/12,9EDJ | 88 | 16 | 945 | 4242353 | A | 36,088.– |
| SiFire-Easy-50/200-202-15/17,7EDJ | 83 | 16 | 957 | 4242354 | A | 37,450.– |
| SiFire-Easy-50/200-210-18,5/17,7EDJ | 84 | 16 | 988 | 4242355 | A | 37,726.– |
| SiFire-Easy-50/200-218-22/26,5EDJ | 86 | 16 | 1026 | 4242356 | A | 41,880.– |
| SiFire-Easy-50/250-220-18,5/17,7EDJ | 83 | 16 | 1038 | 4242357 | A | 38,734.– |
| SiFire-Easy-50/250-240-22/26,5EDJ | 79 | 16 | 1093 | 4242358 | A | 41,895.– |
| SiFire-Easy-50/250-242-30/26,5EDJ | 81 | 16 | 1133 | 4242359 | A | 46,017.– |
| SiFire-Easy-50/250-249-30/31,5EDJ | 83 | 16 | 1147 | 4242360 | A | 47,935.– |
| SiFire-Easy-50/250-258-37/37EDJ | 85 | 16 | 1329 | 4242361 | A | 50,162.– |
| SiFire-Easy-65/200-178-15/17,7EDJ | 137 | 16 | 1359 | 4242362 | A | 39,499.– |
| SiFire-Easy-65/200-185-18,5/17,7EDJ | 125 | 16 | 1050 | 4242363 | A | 40,629.– |
| SiFire-Easy-65/200-195-22/26,5EDJ | 128 | 16 | 1148 | 4242364 | A | 43,543.– |
| SiFire-Easy-65/200-207-30/26,5EDJ | 133 | 16 | 1331 | 4242365 | A | 48,656.– |
| SiFire-Easy-65/200-214-30/31,5EDJ | 135 | 16 | 1361 | 4242366 | A | 49,061.– |
| SiFire-Easy-65/200-226-37/37EDJ | 138 | 16 | 1415 | 4242367 | A | 53,625.– |
| SiFire-Easy-65/250-226-30/31,5EDJ | 141 | 16 | 1490 | 4242368 | A | 50,814.– |
| SiFire-Easy-65/250-248-37/37EDJ | 111 | 16 | 1591 | 4242369 | A | 54,816.– |
| SiFire-Easy-65/250-258-45/47,7EDJ | 113 | 16 | 1682 | 4242370 | A | 54,944.– |
| SiFire-Easy-65/250-264-55/47,7EDJ | 114 | 16 | 1415 | 4242371 | A | 58,600.– |
| SiFire-Easy-80/200-185-22/26,5EDJ | 179 | 16 | 1491 | 4242372 | A | 47,330.– |
| SiFire-Easy-80/200-195-30/26,5EDJ | 188 | 16 | 1592 | 4242373 | A | 50,867.– |
| SiFire-Easy-80/200-201-30/31,5EDJ | 191 | 16 | 1707 | 4242374 | A | 53,882.– |
| SiFire-Easy-80/200-210-37/37EDJ | 195 | 16 | 1608 | 4242375 | A | 56,821.– |
| SiFire-Easy-80/200-224-45/47,7EDJ | 200 | 16 | 1723 | 4242376 | A | 58,584.– |

🚚 = ready for delivery, L = supply availability, C = approx. 2 weeks, K = approx. 4 weeks, AX = up to 16 weeks delivery time, please inquire for every order, A = on request, 📞 = please contact Wilo
Subject to change – all prices do not include VAT. Our General Terms of Delivery and Service apply (see www.wilo.com/legal) – valid from 01/01/2022 in Germany.

**Price group: PG13**

**Ordering information**

| SiFire Easy | System output | Max. operating pressure | Gross weight, approx. | Art. no. | | |
|---|---|---|---|---|---|---|
| | *Q*<br>m³/h | *p*<br>bar | *m*<br>kg | | | EUR |
| **SiFire-Easy-80/200-228-55/47,7EDJ** | 202 | 16 | 1817 | 4242377 | A | **60,198.–** |
| **SiFire-Easy-80/250-235-55/66EDJ** | 227 | 16 | 1939 | 4242378 | A | **65,507.–** |
| **SiFire-Easy-100/200-212-45/47,7EDJ** | 250 | 16 | 2050 | 4242379 | A | **69,762.–** |
| **SiFire-Easy-100/200-222-55/66EDJ** | 323 | 16 | 2084 | 4242380 | A | **74,052.–** |
| **SiFire-EN-100/200-168R-22/26,5EDJ** | 354 | 10 | 1498 | 4184043 | K | **56,824.–** |
| **SiFire-EN-100/200-183-30/31,5EDJ** | 359 | 10 | 1633 | 4184044 | K | **65,246.–** |
| **SiFire-EN-100/200-194-37/47,7EDJ** | 366 | 10 | 1727 | 4184045 | K | **72,161.–** |
| **SiFire-EN-100/200-205-45/47,7EDJ** | 377 | 10 | 1849 | 4184046 | K | **78,743.–** |
| **SiFire-EN-100/200-219-55/66EDJ** | 387 | 10 | 1960 | 4184047 | K | **85,823.–** |
| **SiFire-EN-100/250-233-55/66EDJ** | 348 | 10 | 1994 | 4184048 | K | **88,257.–** |



= ready for delivery, L = supply availability, C = approx. 2 weeks, K = approx. 4 weeks, AX = up to 16 weeks delivery time, please inquire for every order, A = on request, = please contact Wilo
Subject to change – all prices do not include VAT. Our General Terms of Delivery and Service apply (see www.wilo.com/legal) – valid from 01/01/2022 in Germany.



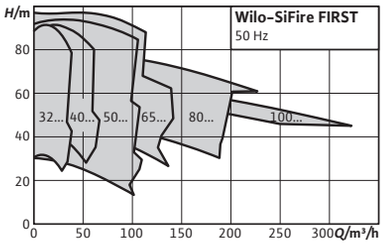


**Accessories** **Page**
Accessories 480

# Wilo-SiFire FIRST

## Construction

Pressure-boosting systems for firefighting in accordance with EN 12845.
Depending on the model, composed of 1 horizontal base plate pump – EN 733 – with spacer coupling or cardanic joint, electrical or diesel motor and electrical multistage vertical jockey pump.

## Application

Fully automatic water supply for fire-extinguishing systems with sprinklers in residential, commercial and public buildings, hotels, hospitals, department stores, and for office or industrial buildings.

## Scope of delivery

- → Factory-mounted, ready-for-installation pressure-boosting system, which has been checked for functionality and impermeability
- → Packaging
- → Installation and operating instructions
- → Required accessories on request

## Your advantages

- → Modular norm pump system with electric or diesel motor for a wide field of applications and high flexibility in designing
- → Long lifetime thanks to robust design
- → Easy transport, installation and maintenance thanks to an universal base plate
- → Intuitive handling on specific firefighting controller
- → Equipment and pipes calibrated in accordance with EN 12845 standard
- → Quick installation thanks to preinstalled hydraulic and electric components on the discharge side

**Price group: PG13**

**Ordering information**

| SiFire FIRST | System output | Max. operating pressure | Gross weight, approx. | Art. no. | | |
|---|---|---|---|---|---|---|
| | *Q*<br>m³/h | *p*<br>bar | *m*<br>kg | | | EUR |
| **SiFire-FIRST-32/200-154-4E** | 29 | 16 | 318 | 4240702 | K | **8,225.–** |
| **SiFire-FIRST-32/200-172-5,5E** | 34 | 16 | 332 | 4240703 | K | **8,297.–** |
| **SiFire-FIRST-32/200-182-7,5E** | 36 | 16 | 338 | 4240704 | K | **8,733.–** |
| **SiFire-FIRST-32/200-191-7,5E** | 37 | 16 | 338 | 4240705 | K | **8,772.–** |
| **SiFire-FIRST-32/200-200-11E** | 39 | 16 | 424 | 4240706 | K | **9,697.–** |
| **SiFire-FIRST-32/250-198-7,5E** | 31 | 16 | 344 | 4240707 | K | **8,280.–** |
| **SiFire-FIRST-32/250-222-11E** | 34 | 16 | 430 | 4240708 | K | **8,659.–** |
| **SiFire-FIRST-32/250-234-15E** | 35 | 16 | 442 | 4240709 | K | **9,363.–** |

= ready for delivery, L = supply availability, C = approx. 2 weeks, K = approx. 4 weeks, AX = up to 16 weeks delivery time, please inquire for every order, A = on request, = please contact Wilo
Subject to change – all prices do not include VAT. Our General Terms of Delivery and Service apply (see www.wilo.com/legal) – valid from 01/01/2022 in Germany.

Price group: PG13

## Ordering information

| SiFire FIRST | System output | Max. operating pressure | Gross weight, approx. | Art. no. | | |
|---|---|---|---|---|---|---|
| | *Q*<br>m³/h | *p*<br>bar | *m*<br>kg | | | EUR |
| SiFire-FIRST-32/250-246-15E | 37 | 16 | 442 | 4240710 | K | 9,390.– |
| SiFire-FIRST-32/250-262-18,5E | 39 | 16 | 455 | 4240711 | K | 9,703.– |
| SiFire-FIRST-40/200-188-7,5E | 53 | 16 | 341 | 4240713 | K | 8,380.– |
| SiFire-FIRST-40/200-205-11E | 62 | 16 | 428 | 4240714 | K | 8,879.– |
| SiFire-FIRST-40/200-212-15E | 66 | 16 | 440 | 4240715 | K | 9,108.– |
| SiFire-FIRST-40/250-218-15E | 55 | 16 | 452 | 4240716 | K | 9,593.– |
| SiFire-FIRST-40/250-226-18,5E | 59 | 16 | 465 | 4240717 | K | 10,482.– |
| SiFire-FIRST-40/250-244-22E | 61 | 16 | 571 | 4240718 | K | 11,037.– |
| SiFire-FIRST-40/250-250-30E | 61 | 16 | 629 | 4240719 | K | 11,924.– |
| SiFire-FIRST-50/160-147-5,5E | 81 | 16 | 328 | 4240720 | K | 8,595.– |
| SiFire-FIRST-50/160-155-7,5E | 81 | 16 | 345 | 4240721 | K | 8,762.– |
| SiFire-FIRST-50/160-173-11E | 78 | 16 | 431 | 4240722 | K | 9,255.– |
| SiFire-FIRST-50/160-178-15E | 81 | 16 | 443 | 4240723 | K | 9,929.– |
| SiFire-FIRST-50/200-182-11E | 86 | 16 | 434 | 4240724 | K | 9,492.– |
| SiFire-FIRST-50/200-192-15E | 88 | 16 | 446 | 4240725 | K | 9,914.– |
| SiFire-FIRST-50/200-202-15E | 83 | 16 | 446 | 4240726 | K | 9,961.– |
| SiFire-FIRST-50/200-210-18,5E | 84 | 16 | 460 | 4240727 | K | 10,698.– |
| SiFire-FIRST-50/200-218-22E | 86 | 16 | 565 | 4240728 | K | 10,847.– |
| SiFire-FIRST-50/250-220-18,5E | 83 | 16 | 477 | 4240729 | K | 11,123.– |
| SiFire-FIRST-50/250-240-22E | 79 | 16 | 583 | 4240730 | K | 11,359.– |
| SiFire-FIRST-50/250-242-30E | 81 | 16 | 641 | 4240731 | K | 12,804.– |
| SiFire-FIRST-50/250-249-30E | 83 | 16 | 641 | 4240732 | K | 12,922.– |
| SiFire-FIRST-50/250-258-37E | 85 | 16 | 672 | 4240733 | K | 12,428.– |
| SiFire-FIRST-65/200-178-15E | 137 | 16 | 451 | 4240735 | K | 11,000.– |
| SiFire-FIRST-65/200-185-18,5E | 125 | 16 | 464 | 4240736 | K | 11,186.– |
| SiFire-FIRST-65/200-195-22E | 128 | 16 | 570 | 4240737 | K | 11,467.– |
| SiFire-FIRST-65/200-207-30E | 133 | 16 | 628 | 4240738 | K | 13,565.– |
| SiFire-FIRST-65/200-214-30E | 135 | 16 | 628 | 4240739 | K | 13,872.– |
| SiFire-FIRST-65/200-226-37E | 138 | 16 | 694 | 4240740 | K | 14,050.– |
| SiFire-FIRST-65/250-226-30E | 141 | 16 | 663 | 4240741 | K | 14,232.– |
| SiFire-FIRST-65/250-248-37E | 111 | 16 | 694 | 4240742 | K | 14,302.– |
| SiFire-FIRST-65/250-258-45E | 113 | 16 | 801 | 4240743 | K | 15,749.– |
| SiFire-FIRST-65/250-264-55E | 114 | 16 | 820 | 4240744 | K | 17,293.– |
| SiFire-FIRST-80/200-185-22E | 179 | 16 | 584 | 4240745 | K | 13,555.– |
| SiFire-FIRST-80/200-195-30E | 188 | 16 | 642 | 4240746 | K | 14,516.– |
| SiFire-FIRST-80/200-201-30E | 191 | 16 | 642 | 4240747 | K | 15,222.– |
| SiFire-FIRST-80/200-210-37E | 195 | 16 | 673 | 4240748 | K | 15,770.– |
| SiFire-FIRST-80/200-224-45E | 200 | 16 | 740 | 4240749 | K | 17,167.– |
| SiFire-FIRST-80/200-228-55E | 202 | 16 | 835 | 4240750 | K | 18,234.– |
| SiFire-FIRST-80/250-235-55E | 227 | 16 | 848 | 4240751 | K | 19,082.– |
| SiFire-FIRST-100/200-212-45E | 250 | 16 | 795 | 4240753 | K | 21,383.– |
| SiFire-FIRST-100/200-222-55E | 323 | 16 | 890 | 4240754 | K | 24,579.– |



= ready for delivery, L = supply availability, C = approx. 2 weeks, K = approx. 4 weeks, AX = up to 16 weeks delivery time, please inquire for every order, A = on request, = please contact Wilo
Subject to change – all prices do not include VAT. Our General Terms of Delivery and Service apply (see www.wilo.com/legal) – valid from 01/01/2022 in Germany.

Price group: PG13

**Ordering information**

| SiFire FIRST | System output | Max. operating pressure | Gross weight, approx. | Art. no. | | |
|---|---|---|---|---|---|---|
| | *Q*<br>m³/h | *p*<br>bar | *m*<br>kg | | | EUR |
| SiFire-FIRST-32/200-154-4,2D | 29 | 16 | 395 | 4240808 | K | 14,130.– |
| SiFire-FIRST-32/200-172-6,8D | 34 | 16 | 412 | 4240809 | K | 14,340.– |
| SiFire-FIRST-32/200-182-6,8D | 36 | 16 | 412 | 4240810 | K | 14,214.– |
| SiFire-FIRST-32/200-191-10,5D | 37 | 16 | 428 | 4240811 | K | 16,546.– |
| SiFire-FIRST-32/200-200-10,5D | 39 | 16 | 428 | 4240812 | K | 16,593.– |
| SiFire-FIRST-32/250-198-6,8D | 31 | 16 | 417 | 4240813 | K | 14,618.– |
| SiFire-FIRST-32/250-222-10,5D | 34 | 16 | 434 | 4240814 | K | 16,805.– |
| SiFire-FIRST-32/250-234-12,9D | 35 | 16 | 450 | 4240815 | K | 18,030.– |
| SiFire-FIRST-32/250-246-17,7D | 37 | 16 | 450 | 4240816 | K | 18,195.– |
| SiFire-FIRST-32/250-262-17,7D | 39 | 16 | 491 | 4240817 | K | 18,467.– |
| SiFire-FIRST-40/200-188-6,8D | 53 | 16 | 415 | 4240819 | K | 14,845.– |
| SiFire-FIRST-40/200-205-10,5D | 62 | 16 | 432 | 4240820 | K | 16,899.– |
| SiFire-FIRST-40/200-212-12,9D | 66 | 16 | 448 | 4240821 | K | 17,112.– |
| SiFire-FIRST-40/250-218-17,7D | 55 | 16 | 501 | 4240822 | K | 18,988.– |
| SiFire-FIRST-40/250-226-17,7D | 59 | 16 | 501 | 4240823 | K | 19,023.– |
| SiFire-FIRST-40/250-244-26,5D | 61 | 16 | 662 | 4240824 | K | 21,485.– |
| SiFire-FIRST-40/250-250-26,5D | 61 | 16 | 662 | 4240825 | K | 21,645.– |
| SiFire-FIRST-50/160-147-6,8D | 81 | 16 | 415 | 4240826 | K | 15,391.– |
| SiFire-FIRST-50/160-155-6,8D | 81 | 16 | 415 | 4240827 | K | 15,483.– |
| SiFire-FIRST-50/160-173-12,9D | 78 | 16 | 451 | 4240828 | K | 17,380.– |
| SiFire-FIRST-50/160-178-12,9D | 81 | 16 | 451 | 4240829 | K | 17,470.– |
| SiFire-FIRST-50/200-182-10,5D | 86 | 16 | 430 | 4240830 | K | 17,171.– |
| SiFire-FIRST-50/200-192-12,9D | 88 | 16 | 455 | 4240831 | K | 17,773.– |
| SiFire-FIRST-50/200-202-17,7D | 83 | 16 | 495 | 4240832 | K | 18,726.– |
| SiFire-FIRST-50/200-210-17,7D | 84 | 16 | 495 | 4240833 | K | 18,829.– |
| SiFire-FIRST-50/200-218-26,5D | 86 | 16 | 657 | 4240834 | K | 21,371.– |
| SiFire-FIRST-50/250-220-17,7D | 83 | 16 | 513 | 4240835 | K | 19,707.– |
| SiFire-FIRST-50/250-240-26,5D | 79 | 16 | 674 | 4240836 | K | 21,919.– |
| SiFire-FIRST-50/250-242-26,5D | 81 | 16 | 674 | 4240837 | K | 23,327.– |
| SiFire-FIRST-50/250-249-31,5D | 83 | 16 | 674 | 4240838 | K | 25,209.– |
| SiFire-FIRST-50/250-258-37D | 85 | 16 | 709 | 4240839 | K | 26,466.– |
| SiFire-FIRST-65/200-178-17,7D | 137 | 16 | 500 | 4240841 | K | 22,297.– |
| SiFire-FIRST-65/200-185-17,7D | 125 | 16 | 500 | 4240842 | K | 22,504.– |
| SiFire-FIRST-65/200-195-26,5D | 128 | 16 | 661 | 4240843 | K | 23,322.– |
| SiFire-FIRST-65/200-207-26,5D | 133 | 16 | 661 | 4240844 | K | 23,821.– |
| SiFire-FIRST-65/200-214-31,5D | 135 | 16 | 661 | 4240845 | K | 25,672.– |
| SiFire-FIRST-65/200-226-37D | 138 | 16 | 696 | 4240846 | K | 26,838.– |
| SiFire-FIRST-65/250-226-31,5D | 141 | 16 | 696 | 4240847 | K | 26,046.– |
| SiFire-FIRST-65/250-248-37D | 111 | 16 | 731 | 4240848 | K | 27,067.– |
| SiFire-FIRST-65/250-258-47,7D | 113 | 16 | 760 | 4240849 | K | 27,749.– |
| SiFire-FIRST-65/250-264-47,7D | 114 | 16 | 760 | 4240850 | K | 27,812.– |
| SiFire-FIRST-80/200-185-26,5D | 179 | 16 | 675 | 4240851 | K | 22,467.– |
| SiFire-FIRST-80/200-195-26,5D | 188 | 16 | 675 | 4240852 | K | 23,965.– |
| SiFire-FIRST-80/200-201-31,5D | 191 | 16 | 675 | 4240853 | K | 27,037.– |
| SiFire-FIRST-80/200-210-37D | 195 | 16 | 710 | 4240854 | K | 27,650.– |
| SiFire-FIRST-80/200-224-47,7D | 200 | 16 | 739 | 4240855 | K | 28,690.– |

= ready for delivery, L = supply availability, C = approx. 2 weeks, K = approx. 4 weeks, AX = up to 16 weeks delivery time, please inquire for every order, A = on request, = please contact Wilo
Subject to change – all prices do not include VAT. Our General Terms of Delivery and Service apply (see www.wilo.com/legal) – valid from 01/01/2022 in Germany.

Price group: PG13

## Ordering information

| SiFire FIRST | System output | Max. operating pressure | Gross weight, approx. | Art. no. | | |
|---|---|---|---|---|---|---|
| | *Q*<br>m³/h | *p*<br>bar | *m*<br>kg | | | EUR |
| SiFire-FIRST-80/200-228-47,7D | 202 | 16 | 739 | 4240856 | K | 28,786.– |
| SiFire-FIRST-80/250-235-66D | 227 | 16 | 807 | 4240857 | K | 30,886.– |
| SiFire-FIRST-100/200-212-47,7D | 250 | 16 | 794 | 4240859 | K | 31,021.– |
| SiFire-FIRST-100/200-222-66D | 323 | 16 | 849 | 4240860 | K | 32,442.– |

Price group: PG13

## Ordering information

| SiFire FIRST | System output | Max. operating pressure | Gross weight, approx. | Art. no. | | |
|---|---|---|---|---|---|---|
| | *Q*<br>m³/h | *p*<br>bar | *m*<br>kg | | | EUR |
| SiFire-FIRST-32/200-154-4EJ | 29 | 12 | 368 | 4240755 | K | 9,995.– |
| SiFire-FIRST-32/200-172-5,5EJ | 34 | 12 | 381 | 4240756 | K | 10,035.– |
| SiFire-FIRST-32/200-182-7,5EJ | 36 | 12 | 388 | 4240757 | K | 10,574.– |
| SiFire-FIRST-32/200-191-7,5EJ | 37 | 12 | 388 | 4240758 | K | 10,674.– |
| SiFire-FIRST-32/200-200-11EJ | 39 | 12 | 474 | 4240759 | K | 11,717.– |
| SiFire-FIRST-32/250-198-7,5EJ | 31 | 12 | 393 | 4240760 | K | 10,629.– |
| SiFire-FIRST-32/250-222-11EJ | 34 | 12 | 479 | 4240761 | K | 10,819.– |
| SiFire-FIRST-32/250-234-15EJ | 35 | 12 | 491 | 4240762 | K | 11,210.– |
| SiFire-FIRST-32/250-246-15EJ | 37 | 12 | 491 | 4240763 | K | 11,278.– |
| SiFire-FIRST-32/250-262-18,5EJ | 39 | 12 | 505 | 4240764 | K | 11,591.– |
| SiFire-FIRST-40/200-188-7,5EJ | 53 | 12 | 391 | 4240766 | K | 10,093.– |
| SiFire-FIRST-40/200-205-11EJ | 62 | 12 | 477 | 4240767 | K | 10,660.– |
| SiFire-FIRST-40/200-212-15EJ | 66 | 12 | 489 | 4240768 | K | 10,961.– |
| SiFire-FIRST-40/250-218-15EJ | 55 | 12 | 515 | 4240769 | K | 12,260.– |
| SiFire-FIRST-40/250-226-18,5EJ | 59 | 12 | 620 | 4240770 | K | 12,492.– |
| SiFire-FIRST-40/250-244-22EJ | 61 | 12 | 620 | 4240771 | K | 13,108.– |
| SiFire-FIRST-40/250-250-30EJ | 61 | 12 | 678 | 4240772 | K | 14,011.– |
| SiFire-FIRST-50/160-147-5,5EJ | 81 | 12 | 391 | 4240773 | K | 10,310.– |
| SiFire-FIRST-50/160-155-7,5EJ | 81 | 12 | 394 | 4240774 | K | 10,559.– |
| SiFire-FIRST-50/160-173-11EJ | 78 | 12 | 480 | 4240775 | K | 11,083.– |
| SiFire-FIRST-50/160-178-15EJ | 81 | 12 | 493 | 4240776 | K | 11,235.– |
| SiFire-FIRST-50/200-182-11EJ | 86 | 12 | 484 | 4240777 | K | 11,292.– |
| SiFire-FIRST-50/200-192-15EJ | 88 | 12 | 496 | 4240778 | K | 11,808.– |
| SiFire-FIRST-50/200-202-15EJ | 83 | 12 | 496 | 4240779 | K | 11,918.– |
| SiFire-FIRST-50/200-210-18,5EJ | 84 | 12 | 509 | 4240780 | K | 12,766.– |
| SiFire-FIRST-50/200-218-22EJ | 86 | 12 | 615 | 4240781 | K | 12,824.– |
| SiFire-FIRST-50/250-220-18,5EJ | 83 | 12 | 527 | 4240782 | K | 12,756.– |
| SiFire-FIRST-50/250-240-22EJ | 79 | 12 | 632 | 4240783 | K | 13,367.– |
| SiFire-FIRST-50/250-242-30EJ | 81 | 12 | 691 | 4240784 | K | 14,782.– |
| SiFire-FIRST-50/250-249-30EJ | 83 | 12 | 691 | 4240785 | K | 14,995.– |
| SiFire-FIRST-50/250-258-37EJ | 85 | 12 | 721 | 4240786 | K | 15,201.– |
| SiFire-FIRST-65/200-178-15EJ | 137 | 12 | 496 | 4240788 | K | 12,451.– |
| SiFire-FIRST-65/200-185-18,5EJ | 125 | 12 | 513 | 4240789 | K | 13,194.– |
| SiFire-FIRST-65/200-195-22EJ | 128 | 12 | 619 | 4240790 | K | 13,445.– |
| SiFire-FIRST-65/200-207-30EJ | 133 | 12 | 677 | 4240791 | K | 15,666.– |
| SiFire-FIRST-65/200-214-30EJ | 135 | 12 | 677 | 4240792 | K | 16,021.– |
| SiFire-FIRST-65/200-226-37EJ | 138 | 12 | 677 | 4240793 | K | 16,190.– |

= ready for delivery, L = supply availability, C = approx. 2 weeks, K = approx. 4 weeks, AX = up to 16 weeks delivery time, please inquire for every order, A = on request, = please contact Wilo
Subject to change – all prices do not include VAT. Our General Terms of Delivery and Service apply (see www.wilo.com/legal) – valid from 01/01/2022 in Germany.

Price group: PG13

**Ordering information**

| SiFire FIRST | System output | Max. operating pressure | Gross weight, approx. | Art. no. | | |
|---|---|---|---|---|---|---|
| | *Q*<br>m³/h | *p*<br>bar | *m*<br>kg | | | EUR |
| SiFire-FIRST-65/250-226-30EJ | 141 | 12 | 713 | 4240794 | K | 16,261.– |
| SiFire-FIRST-65/250-248-37EJ | 111 | 12 | 743 | 4240795 | K | 16,261.– |
| SiFire-FIRST-65/250-258-45EJ | 113 | 12 | 810 | 4240796 | K | 17,826.– |
| SiFire-FIRST-65/250-264-55EJ | 114 | 12 | 870 | 4240797 | K | 19,405.– |
| SiFire-FIRST-80/200-185-22EJ | 179 | 12 | 633 | 4240798 | K | 16,038.– |
| SiFire-FIRST-80/200-195-30EJ | 188 | 12 | 692 | 4240799 | K | 17,176.– |
| SiFire-FIRST-80/200-201-30EJ | 191 | 12 | 692 | 4240800 | K | 17,326.– |
| SiFire-FIRST-80/200-210-37EJ | 195 | 12 | 722 | 4240801 | K | 17,932.– |
| SiFire-FIRST-80/200-224-45EJ | 200 | 12 | 790 | 4240802 | K | 19,349.– |
| SiFire-FIRST-80/200-228-55EJ | 202 | 12 | 884 | 4240803 | K | 20,140.– |
| SiFire-FIRST-80/250-235-55EJ | 227 | 12 | 897 | 4240804 | K | 21,241.– |
| SiFire-FIRST-100/200-212-45EJ | 250 | 12 | 845 | 4240806 | K | 23,883.– |
| SiFire-FIRST-100/200-222-55EJ | 323 | 12 | 939 | 4240807 | K | 27,331.– |

Price group: PG13

**Ordering information**

| SiFire FIRST | System output | Max. operating pressure | Gross weight, approx. | Art. no. | | |
|---|---|---|---|---|---|---|
| | *Q*<br>m³/h | *p*<br>bar | *m*<br>kg | | | EUR |
| SiFire-FIRST-32/200-154-4,2DJ | 29 | 12 | 445 | 4240861 | K | 16,225.– |
| SiFire-FIRST-32/200-172-6,8DJ | 34 | 12 | 461 | 4240862 | K | 16,386.– |
| SiFire-FIRST-32/200-182-6,8DJ | 36 | 12 | 461 | 4240863 | K | 16,568.– |
| SiFire-FIRST-32/200-191-10,5DJ | 37 | 12 | 478 | 4240864 | K | 17,865.– |
| SiFire-FIRST-32/200-200-10,5DJ | 39 | 12 | 478 | 4240865 | K | 18,131.– |
| SiFire-FIRST-32/250-198-6,8DJ | 31 | 12 | 467 | 4240866 | K | 16,977.– |
| SiFire-FIRST-32/250-222-10,5DJ | 34 | 12 | 483 | 4240867 | K | 18,251.– |
| SiFire-FIRST-32/250-234-12,9DJ | 35 | 12 | 500 | 4240868 | K | 19,310.– |
| SiFire-FIRST-32/250-246-17,7DJ | 37 | 12 | 500 | 4240869 | K | 20,483.– |
| SiFire-FIRST-32/250-262-17,7DJ | 39 | 12 | 540 | 4240870 | K | 20,583.– |
| SiFire-FIRST-40/200-188-6,8DJ | 53 | 12 | 465 | 4240872 | K | 17,413.– |
| SiFire-FIRST-40/200-205-10,5DJ | 62 | 12 | 481 | 4240873 | K | 19,141.– |
| SiFire-FIRST-40/200-212-12,9DJ | 66 | 12 | 498 | 4240874 | K | 19,370.– |
| SiFire-FIRST-40/250-218-17,7DJ | 55 | 12 | 550 | 4240875 | K | 21,371.– |
| SiFire-FIRST-40/250-226-17,7DJ | 59 | 12 | 550 | 4240876 | K | 21,399.– |
| SiFire-FIRST-40/250-244-26,5DJ | 61 | 12 | 712 | 4240877 | K | 23,995.– |
| SiFire-FIRST-40/250-250-26,5DJ | 61 | 12 | 712 | 4240878 | K | 24,175.– |
| SiFire-FIRST-50/160-147-6,8DJ | 81 | 12 | 468 | 4240879 | K | 17,577.– |
| SiFire-FIRST-50/160-155-6,8DJ | 81 | 12 | 468 | 4240880 | K | 17,743.– |
| SiFire-FIRST-50/160-173-12,9DJ | 78 | 12 | 501 | 4240881 | K | 19,587.– |
| SiFire-FIRST-50/160-178-12,9DJ | 81 | 12 | 501 | 4240882 | K | 19,740.– |
| SiFire-FIRST-50/200-182-10,5DJ | 86 | 12 | 480 | 4240883 | K | 19,539.– |
| SiFire-FIRST-50/200-192-12,9DJ | 88 | 12 | 504 | 4240884 | K | 19,990.– |
| SiFire-FIRST-50/200-202-17,7DJ | 83 | 12 | 545 | 4240885 | K | 21,075.– |
| SiFire-FIRST-50/200-210-17,7DJ | 84 | 12 | 545 | 4240886 | K | 21,190.– |
| SiFire-FIRST-50/200-218-26,5DJ | 86 | 12 | 706 | 4240887 | K | 23,799.– |
| SiFire-FIRST-50/250-220-17,7DJ | 83 | 12 | 562 | 4240888 | K | 21,976.– |
| SiFire-FIRST-50/250-240-26,5DJ | 79 | 12 | 724 | 4240889 | K | 24,381.– |

= ready for delivery, L = supply availability, C = approx. 2 weeks, K = approx. 4 weeks, AX = up to 16 weeks delivery time, please inquire for every order, A = on request, = please contact Wilo
Subject to change – all prices do not include VAT. Our General Terms of Delivery and Service apply (see www.wilo.com/legal) – valid from 01/01/2022 in Germany.

**SiFire FIRST**

**Price group: PG13**

**Ordering information**

| SiFire FIRST | System output | Max. operating pressure | Gross weight, approx. | Art. no. | | |
|---|---|---|---|---|---|---|
| | *Q*<br>m³/h | *p*<br>bar | *m*<br>kg | | 🚚 | EUR |
| **SiFire-FIRST-50/250-242-26,5DJ** | 81 | 12 | 724 | 4240890 | K | **25,821.–** |
| **SiFire-FIRST-50/250-249-31,5DJ** | 83 | 12 | 724 | 4240891 | K | **27,814.–** |
| **SiFire-FIRST-50/250-258-37DJ** | 85 | 12 | 759 | 4240892 | K | **28,946.–** |
| **SiFire-FIRST-65/200-178-17,7DJ** | 137 | 12 | 549 | 4240894 | K | **24,954.–** |
| **SiFire-FIRST-65/200-185-17,7DJ** | 125 | 12 | 549 | 4240895 | K | **25,318.–** |
| **SiFire-FIRST-65/200-195-26,5DJ** | 128 | 12 | 710 | 4240896 | K | **26,129.–** |
| **SiFire-FIRST-65/200-207-26,5DJ** | 133 | 12 | 710 | 4240897 | K | **26,366.–** |
| **SiFire-FIRST-65/200-214-31,5DJ** | 135 | 12 | 710 | 4240898 | K | **28,246.–** |
| **SiFire-FIRST-65/200-226-37DJ** | 138 | 12 | 746 | 4240899 | K | **27,355.–** |
| **SiFire-FIRST-65/250-226-31,5DJ** | 141 | 12 | 746 | 4240900 | K | **28,576.–** |
| **SiFire-FIRST-65/250-248-37DJ** | 111 | 12 | 781 | 4240901 | K | **27,781.–** |
| **SiFire-FIRST-65/250-258-47,7DJ** | 113 | 12 | 809 | 4240902 | K | **30,354.–** |
| **SiFire-FIRST-65/250-264-47,7DJ** | 114 | 12 | 809 | 4240903 | K | **30,502.–** |
| **SiFire-FIRST-80/200-185-26,5DJ** | 179 | 12 | 725 | 4240904 | K | **27,521.–** |
| **SiFire-FIRST-80/200-195-26,5DJ** | 188 | 12 | 725 | 4240905 | K | **27,926.–** |
| **SiFire-FIRST-80/200-201-31,5DJ** | 191 | 12 | 725 | 4240906 | K | **29,613.–** |
| **SiFire-FIRST-80/200-210-37DJ** | 195 | 12 | 760 | 4240907 | K | **28,871.–** |
| **SiFire-FIRST-80/200-224-47,7DJ** | 200 | 12 | 789 | 4240908 | K | **31,390.–** |
| **SiFire-FIRST-80/200-228-47,7DJ** | 202 | 12 | 789 | 4240909 | K | **31,488.–** |
| **SiFire-FIRST-80/250-235-66DJ** | 227 | 12 | 857 | 4240910 | K | **33,610.–** |
| **SiFire-FIRST-100/200-212-47,7DJ** | 250 | 12 | 844 | 4240912 | K | **33,807.–** |
| **SiFire-FIRST-100/200-222-66DJ** | 323 | 12 | 899 | 4240913 | K | **35,288.–** |



🚚 = ready for delivery, L = supply availability, C = approx. 2 weeks, K = approx. 4 weeks, AX = up to 16 weeks delivery time, please inquire for every order, A = on request, 📞 = please contact Wilo
Subject to change – all prices do not include VAT. Our General Terms of Delivery and Service apply (see www.wilo.com/legal) – valid from 01/01/2022 in Germany.



| Accessories | Page |
|---|---|
| Accessories | 480 |

# Wilo-EMU sprinkler pumps D..., K... and KM...

## Construction
Multistage submersible pump in sectional construction with VdS approval for vertical or horizontal installation for supplying sprinkler systems

## Application
For pumping water without long-fibre and abrasive constituents for supplying sprinkler systems

## Scope of delivery
- → Hydraulics + motor completely assembled
- → Connection cable in accordance with VDE/KTW, cable cross-section and length per customer request
- → Installation and operating instructions

## Options
- → Standard versions available from stock with 25 m cable (supply availability indicated by “L”)

## Your advantages
- → VdS certified
- → Heavy-duty version made of cast iron or bronze
- → Pressure shroud in corrosion-free and hygienic stainless steel version with rubber bearings for reducing noise and vibration
- → VdS-certified non-return valve available as an accessory

## Notice
Other pump types are available as configurable units on request. Also in “bronze” special material.

**Price group:**

| Ordering information | Art. no. | | |
|---|---|---|---|
| **All types on request** | On Request | A | |

🚚 = ready for delivery, L = supply availability, C = approx. 2 weeks, K = approx. 4 weeks, AX = up to 16 weeks delivery time, please inquire for every order, A = on request, 📞 = please contact Wilo
Subject to change – all prices do not include VAT. Our General Terms of Delivery and Service apply (see www.wilo.com/legal) – valid from 01/01/2022 in Germany.

**EMU sprinkler pumps**



## Application

Type-tested diaphragm pressure vessels for use in conjunction with drinking water, water-supply or pressure boosting systems. The vessels are for the purpose of avoiding pressure surges in the system and reduce the switching frequency of the pumps/system.

**Diaphragm pressure vessel DT5 junior, PN 10**

| Type | Max. inlet pressure | Break tank volume | Height without packaging | Dimensions | Art. no. | | Price group | |
|---|---|---|---|---|---|---|---|---|
| | *H* | *V* | *H* | *l* | | | | |
| | bar | l | mm | | | | | EUR |
| **DT5 junior 60, PN 10** | 10 | 60 | 766 | 409 | 2515527 | L | PG14 | **655.–** |
| **DT5 junior 80, PN 10** | 10 | 80 | 765 | 480 | 2515528 | L | PG14 | **787.–** |
| **DT5 junior 100, PN 10** | 10 | 100 | 870 | 480 | 2515529 | L | PG14 | **1,129.–** |
| **DT5 junior 200, PN 10** | 10 | 200 | 975 | 634 | 2515530 | L | PG14 | **1,304.–** |
| **DT5 junior 300, PN 10** | 10 | 300 | 1275 | 634 | 2515531 | L | PG14 | **1,347.–** |
| **DT5 junior 500, PN 10** | 10 | 500 | 1490 | 740 | 2515532 | L | PG14 | **3,149.–** |
| **DT5 junior 400, PN 10** | 10 | 400 | 1256 | 750 | 2524232 | C | PG14 | **1,526.–** |

**Diaphragm pressure vessel DT5 Duo, PN 10 with PN 10 Duo connection**

| Type | Max. inlet pressure | Break tank volume | Height without packaging | Dimensions | Art. no. | | Price group | |
|---|---|---|---|---|---|---|---|---|
| | *H* | *V* | *H* | *l* | | | | |
| | bar | l | mm | | | | | EUR |
| **DT5 Duo 80, PN 10** | 10 | 80 | 765 | 480 | 2521290 | L | PG14 | **756.–** |
| **DT5 Duo 100, PN 10** | 10 | 100 | 870 | 480 | 2521291 | L | PG14 | **798.–** |
| **DT5 Duo 200, PN 10** | 10 | 200 | 975 | 634 | 2521292 | L | PG14 | **925.–** |
| **DT5 Duo 300, PN 10** | 10 | 300 | 1275 | 634 | 2521293 | L | PG14 | **1,438.–** |
| **DT5 Duo 400, PN 10** | 10 | 400 | 1256 | 740 | 2524222 | K | PG14 | **1,621.–** |
| **DT5 Duo 500, PN 10** | 10 | 500 | 1490 | 740 | 2521294 | L | PG14 | **1,702.–** |
| **DT5 Duo 600, PN 10** | 10 | 600 | 1860 | 740 | 2524210 | C | PG14 | **3,702.–** |
| **DT5 Duo 800, PN 10** | 10 | 800 | 2324 | 740 | 2524211 | L | PG14 | **4,307.–** |
| **DT5 Duo 1000, PN 10** | 10 | 1000 | 2805 | 740 | 2524212 | C | PG14 | **4,866.–** |
| **DT5 Duo 1500, PN 10** | 10 | 1500 | 2001 | 1200 | 2521621 | K | PG14 | **10,217.–** |
| **DT5 Duo 2000, PN 10** | 10 | 2000 | 2461 | 1200 | 2518132 | K | PG14 | **10,220.–** |
| **DT5 Duo 3000, PN 10** | 10 | 3000 | 2520 | 1500 | 2528374 | A | PG14 | **15,299.–** |

= ready for delivery, L = supply availability, C = approx. 2 weeks, K = approx. 4 weeks, AX = up to 16 weeks delivery time, please inquire for every order, A = on request, = please contact Wilo
Subject to change – all prices do not include VAT. Our General Terms of Delivery and Service apply (see www.wilo.com/legal) – valid from 01/01/2022 in Germany.



## Application

Type-tested diaphragm pressure vessels for use in conjunction with drinking water, water-supply or pressure boosting systems. The vessels are for the purpose of avoiding pressure surges in the system and reduce the switching frequency of the pumps/system.

**Diaphragm pressure vessel DT5 Duo, PN 16 with PN 16 Duo connection**

| Type | Max. inlet pressure | Break tank volume | Height without packaging | Dimensions | Art. no. | | Price group | |
|---|---|---|---|---|---|---|---|---|
| | *H* | *V* | *H* | *l* | | | | |
| | bar | l | mm | | | | | EUR |
| **DT5 Duo 80, PN 16** | 16 | 80 | 765 | 480 | 2524213 | L | PG14 | **1,103.–** |
| **DT5 Duo 100, PN 16** | 16 | 100 | 870 | 480 | 2524214 | L | PG14 | **1,202.–** |
| **DT5 Duo 200, PN 16** | 16 | 200 | 975 | 634 | 2524215 | K | PG14 | **1,587.–** |
| **DT5 Duo 300, PN 16** | 16 | 300 | 1275 | 634 | 2524216 | L | PG14 | **1,867.–** |
| **DT5 Duo 400, PN 16** | 16 | 400 | 1394 | 740 | 2524217 | K | PG14 | **2,590.–** |
| **DT5 Duo 500, PN 16** | 16 | 500 | 1394 | 740 | 2524218 | L | PG14 | **2,704.–** |
| **DT5 Duo 600, PN 16** | 16 | 600 | 1860 | 740 | 2524219 | C | PG14 | **4,000.–** |
| **DT5 Duo 800, PN 16** | 16 | 800 | 2324 | 740 | 2524220 | K | PG14 | **4,910.–** |
| **DT5 Duo 1000, PN 16** | 16 | 1000 | 2804 | 740 | 2524221 | A | PG14 | **5,703.–** |
| **DT5 Duo 1000, PN 16** | 16 | 1000 | 2001 | 1000 | 2528376 | K | PG14 | **10,406.–** |
| **DT5 Duo 1500, PN 16** | 16 | 1500 | 2220 | 1200 | 2525744 | K | PG14 | **14,843.–** |
| **DT5 Duo 2000, PN 16** | 16 | 2000 | 2480 | 1200 | 2528430 | A | PG14 | **18,227.–** |
| **DT5 Duo 3000, PN 16** | 16 | 3000 | 2580 | 1500 | 2528375 | K | PG14 | **20,769.–** |

= ready for delivery, L = supply availability, C = approx. 2 weeks, K = approx. 4 weeks, AX = up to 16 weeks delivery time, please inquire for every order, A = on request, = please contact Wilo
Subject to change – all prices do not include VAT. Our General Terms of Delivery and Service apply (see www.wilo.com/legal) – valid from 01/01/2022 in Germany.

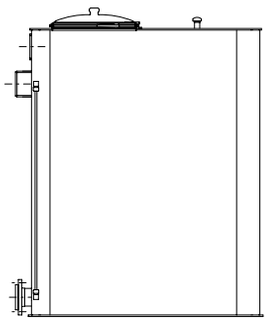

**Wilo break tank for process water application (rectangular version)**

| Type | Connection input | Connection output | Overflow | Art. no. | | Price group | |
|---|---|---|---|---|---|---|---|
| | | | | | | | EUR |
| **150 l** | 1x Ø33,5mm (1") | Rp 1½ | 1 x HT 70 | 2523778 | L | PG14 | **2,568.–** |
| **300 l** | 1x Ø60mm (2") | Rp 2 | 1 x HT 100 | 2523779 | L | PG14 | **2,908.–** |
| **500 l** | 1x Ø60mm (2") | DN 65 | 1 x HT 100 | 2523780 | L | PG14 | **3,582.–** |
| **800 l** | 2x Ø60mm (2") | DN 80 | 1 X HT 150 | 2523781 | L | PG14 | **4,413.–** |
| **1000 l** | 2x Ø60mm (2") | DN 100 | 1 X HT 150 | 2523782 | L | PG14 | **4,952.–** |
| **1500 l** | 1x DN80/PN10 + 1x Ø21mm (1") | DN 100 | 2 x HT 150 | 2523783 | L | PG14 | **5,589.–** |
| **2000 l** | 1x DN80/PN10 + 1x Ø21mm (1") | DN 100 | 2 x HT 150 | 2523784 | L | PG14 | **6,158.–** |
| **3000 l** | 1x DN100/PN10 + 1x Ø21mm (1") | DN 100 | 2 x HT 150 | 2523785 | L | PG14 | **9,671.–** |

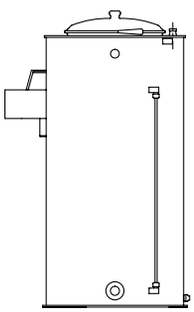

**Wilo break tanks for drinking water and firefighting water applications**

| Type | Connection input | Connection output | Overflow | Art. no. | | Price group | |
|---|---|---|---|---|---|---|---|
| | | | | | | | EUR |
| **Break tank for drinking water and firefighting water applications (round design), 150 l** | 1x Ø43mm (11/4") | Rp 2 | 1 x HT 100 | 2546140 | L | PG14 | ✆ |
| **Break tank for drinking water and firefighting water applications (round design), 300 l** | 1x Ø43mm (11/4") | Rp 2 | 1 x HT 100 | 2546141 | L | PG14 | ✆ |
| **Break tank for drinking water and firefighting water applications (round design), 600 l** | 1x Ø60mm (2") | Rp 2 | 1 x HT 100 | 2528244 | L | PG14 | **3,128.–** |
| **Break tank for drinking water and firefighting water applications (round design), 800 l** | 2x Ø60mm (2") | DN 80 | 1 x HT 125 | 2528245 | L | PG14 | **3,410.–** |
| **Break tank for drinking water and firefighting water applications (round design), 1000 l** | 2x Ø60mm (2") | DN 100 | 1 x HT 125 | 2528243 | L | PG14 | **4,953.–** |



= ready for delivery, L = supply availability, C = approx. 2 weeks, K = approx. 4 weeks, AX = up to 16 weeks delivery time, please inquire for every order, A = on request, ✆ = please contact Wilo
Subject to change – all prices do not include VAT. Our General Terms of Delivery and Service apply (see www.wilo.com/legal) – valid from 01/01/2022 in Germany.

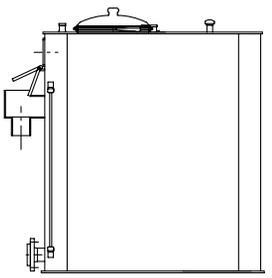

**Wilo break tanks for drinking water and firefighting water applications**

| Type | Connection input | Connection output | Overflow | Art. no. | | Price group | |
|---|---|---|---|---|---|---|---|
| | | | | | | | EUR |
| **600 l** | 1x Ø60mm (2") | DN 65 | 1 x HT 100 | 2528248 | L | PG14 | **5,291.–** |
| **800 l** | 2x Ø60mm (2") | DN 80 | 1 x HT 125 | 2528268 | L | PG14 | **5,597.–** |
| **1000 l** | 2x Ø60mm (2") | DN 100 | 1 x HT 125 | 2528258 | L | PG14 | **6,138.–** |
| **1500 l** | 2x Ø60mm (2") | DN 100 | 1 x HT 125 | 2528269 | L | PG14 | **6,983.–** |
| **2000 l** | 2x Ø60mm (2") | DN 100 | 1 x HT 125 | 2528270 | L | PG14 | **9,442.–** |
| **3000 l** | 2x Ø60mm (2") | DN 100 | 1 x HT 125 | 2528271 | L | PG14 | **12,024.–** |

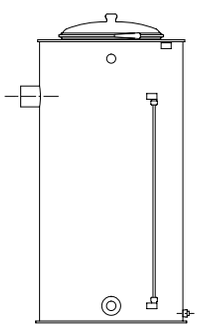

**Wilo break tank for process water applications**

| Type | Connection input | Connection output | Overflow | Art. no. | | Price group | |
|---|---|---|---|---|---|---|---|
| | | | | | | | EUR |
| **150 l** | 1x Ø48mm (11/2") | Rp 1½ | 1 x HT 100 | 2516542 | L | PG14 | **1,477.–** |
| **300 l** | 1x Ø48mm (11/2") | Rp 2 | 1 x HT 100 | 2516543 | L | PG14 | **1,747.–** |
| **500 l** | 1x Ø48mm (11/2") | Rp 2 | 1 x HT 100 | 2516544 | L | PG14 | **1,973.–** |
| **800 l** | 1x Ø60mm (2") | DN 80 | 2 x HT 100 | 2516545 | L | PG14 | **2,597.–** |
| **1000 l** | 2x Ø60mm (2") | DN 100 | 2 x HT 100 | 2516546 | L | PG14 | **3,861.–** |

= ready for delivery, L = supply availability, C = approx. 2 weeks, K = approx. 4 weeks, AX = up to 16 weeks delivery time, please inquire for every order, A = on request, = please contact Wilo
Subject to change – all prices do not include VAT. Our General Terms of Delivery and Service apply (see www.wilo.com/legal) – valid from 01/01/2022 in Germany.

## Mechanical accessories

| Type | Description | Pipe connection | Art. no. | | Price group | |
|---|---|---|---|---|---|---|
| | | | | | | EUR |
| **Flushing apparatus kit in acc. with DIN 1988-6 Rp 1¼** | For prevention of stagnating water in the supply line to FLA break tank | G 1¼ | 2528392 | L | PG14 | **1,145.–** |
| **Flushing apparatus kit in acc. with DIN 1988-6 Rp ½** | | G ½ | 2527701 | L | PG14 | **748.–** |
| **Flushing apparatus kit in acc. with DIN 1988-6 Rp 1** | | G 1 | 2527709 | L | PG14 | **1,061.–** |

## Float/diaphragm valve for break tank

| Type | | Art. no. | | Price group | |
|---|---|---|---|---|---|
| | | | | | EUR |
| **Diaphragm valve DN 65, PN 16** | DN 65/PN 16 | 2526770 | C | PG14 | **2,097.–** |
| **Diaphragm valve DN 80, PN 16** | DN 80/PN 16 | 2526771 | C | PG14 | **2,971.–** |
| **Diaphragm valve DN 100, PN 16** | DN 100/PN 16 | 2526772 | C | PG14 | **3,282.–** |
| **Diaphragm valve DN 125, PN 16** | DN 125/PN 16 | 2526773 | K | PG14 | **6,027.–** |
| **Float valve G 1** | G 1 | 2521895 | L | PG14 | **144.–** |
| **Float valve G 1¼** | G 1¼ | 2521896 | L | PG14 | **286.–** |
| **Float valve G 1¼ slowflow** | | 2546137 | C | PG14 | ✆ |
| **Float valve G 1½** | G 1½ | 2521897 | L | PG14 | **347.–** |
| **Float valve G 2** | G 2 | 2515550 | L | PG14 | **763.–** |
| **Float valve G 2 slowflow** | | 2546139 | A | PG14 | ✆ |
| **Pilot valve as control valve for diaphragm valve, R ½** | R ½ | 501334690 | L | PG14 | **260.–** |

## Mechanical accessories

| Type | Description | | Art. no. | | Price group | |
|---|---|---|---|---|---|---|
| | | | | | | EUR |
| **Flexible connection line Rp1 1/2 / R1 1/2** | Made of stainless steel, 400 mm long, with screwed connection, rated pressure PN 16. For connection of system pipework to the mains supply line. | Rp 1½ / R 1½ | 2012362 | L | PG14 | **384.–** |
| **Flexible connection line Rp1 1/4 / R1 1/4** | | Rp 1¼ / R 1¼ | 2526774 | L | PG14 | **336.–** |
| **Flexible connection line Rp2 / R2** | Made of stainless steel, 400 mm long, with screwed connection, rated pressure PN 16. For connection of system pipework to the mains supply line. | Rp 2 / R 2 | 180592096 | L | PG14 | **454.–** |
| **Flexible connection line Rp2 1/2 / R2 1/2** | Made of stainless steel, 400 mm long, with screwed connection, rated pressure PN 16. For connection of system pipework to the mains supply line. | Rp 2½ / R 2½ | 2012363 | L | PG14 | **739.–** |
| **Foot valve R 1¼** | High-quality foot valve made of red brass with integrated non-return valve. Strainer made of stainless steel 1.4301. | R 1¼ | 2502408 | L | PG14 | **158.–** |
| **Foot valve R 1½** | | R 1½ | 2502236 | C | PG14 | **224.–** |
| **Foot valve R 2** | | R 2 | 2502011 | C | PG14 | **397.–** |
| **Foot valve R 2½** | | R 2½ | 2500711 | C | PG14 | **590.–** |
| **Foot valve R 3** | | R 3 | 2519816 | C | PG14 | **702.–** |
| **Full-stroke safety valve R 1, PN 6** | Blow-off pressure 6 bar, red brass | R 1 | 2007136 | L | PG14 | **178.–** |
| **Full-stroke safety valve R 1, PN 10** | Blow-off pressure 10 bar, red brass | R 1 | 500814799 | L | PG14 | **209.–** |
| **Full-stroke safety valve R 1, PN 16** | Blow-off pressure 16 bar, red brass | R 1 | 2007146 | C | PG14 | **700.–** |
| **Full-stroke safety valve R 1¼, PN 6** | Blow-off pressure 6 bar, red brass | R 1¼ | 2007137 | L | PG14 | **256.–** |
| **Full-stroke safety valve R 1¼, PN 10** | Blow-off pressure 10 bar, red brass | R 1¼ | 2007138 | L | PG14 | **376.–** |

= ready for delivery, L = supply availability, C = approx. 2 weeks, K = approx. 4 weeks, AX = up to 16 weeks delivery time, please inquire for every order, A = on request, ✆ = please contact Wilo
Subject to change – all prices do not include VAT. Our General Terms of Delivery and Service apply (see www.wilo.com/legal) – valid from 01/01/2022 in Germany.

| Mechanical accessories | | | | | | |
|---|---|---|---|---|---|---|
| **Type** | **Description** | | **Art. no.** | | **Price group** | |
| | | | | 🚚 | | EUR |
| **Full-stroke safety valve R 1¼, PN 16** | Blow-off pressure 16 bar, red brass | R 1¼ | 500814891 | L | PG14 | **787.–** |
| **Full-stroke safety valve R ¾, PN 6** | Blow-off pressure 6 bar, red brass | R ¾ | 2007135 | C | PG14 | **435.–** |
| **Full-stroke safety valve R ¾, PN 10** | Blow-off pressure 10 bar, red brass | R ¾ | 500814696 | L | PG14 | **435.–** |
| **Full-stroke safety valve R ¾, PN 16** | Blow-off pressure 16 bar, red brass | R ¾ | 2007147 | C | PG14 | **524.–** |
| **Stainless steel compensator DN 40, PN 16** | With loose flanges and noise-damping external bracing, for degrading vibrations, working temperature max. 120 °C (with damper discs made of steel up to 200 °C), port-to-port length 130 mm, flange PN 16 | DN 40 | 2515508 | C | PG14 | **624.–** |
| **Stainless steel compensator DN 50, PN 16** | With loose flanges and noise-damping external bracing, for degrading vibrations, working temperature max. 120 °C (with damper discs made of steel up to 200 °C), port-to-port length 130 mm, flange PN 16 | DN 50 | 2514241 | L | PG14 | **769.–** |
| **Stainless steel compensator DN 65, PN 16** | | DN 65 | 2514242 | L | PG14 | **867.–** |
| **Stainless steel compensator DN 80, PN 16** | With loose flanges and noise-damping external bracing, for degrading vibrations, working temperature max. 120 °C (with damper discs made of steel up to 200 °C), port-to-port length 130 mm, flange PN 16 | DN 80 | 2514243 | L | PG14 | **1,094.–** |
| **Stainless steel compensator DN 100, PN 16** | | DN 100 | 2514244 | L | PG14 | **1,266.–** |
| **Stainless steel compensator DN 125, PN 16** | | DN 125 | 2514245 | C | PG14 | **1,339.–** |
| **Stainless steel compensator DN 150, PN 16** | With loose flanges and noise-damping external bracing, for degrading vibrations, working temperature max. 120 °C (with damper discs made of steel up to 200 °C), port-to-port length 130 mm, flange PN 16 | DN 150 | 2514246 | C | PG14 | **1,713.–** |
| **Stainless steel compensator DN 200, PN 16** | With loose flanges and noise-damping external bracing, for degrading vibrations, working temperature max. 120 °C (with damper discs made of steel up to 200 °C), port-to-port length 130 mm, flange PN 16 | DN 200 | 2525811 | C | PG14 | **2,579.–** |
| **Stainless steel compensator DN 250, PN 16** | With loose flanges and noise-damping external bracing, for degrading vibrations, working temperature max. 120 °C (with damper discs made of steel up to 200 °C), port-to-port length 130 mm, flange PN 16 | DN 250 | 2525812 | K | PG14 | **4,323.–** |
| **Threaded cap R 1½** | 1.4571 stainless steel, for sealing one side of the suction and pressure pipe on pressure-boosting systems. | 1 1/2" F | 2508120 | L | PG14 | **75.–** |
| **Threaded cap R 2** | | 2" F | 2501216 | L | PG14 | **84.–** |
| **Threaded cap R 2½** | | 2 1/2" F | 2508119 | L | PG14 | **194.–** |
| **Threaded cap R 3** | Stainless steel for sealing one suction side and the pressure side manifold of the pressure-boosting pump sets | 3" F | 2521156 | L | PG14 | **210.–** |
| **Threaded flange DN 40, Rp 1½, Galvanized steel** | Suitable for compensators and distributor/collector pipe according to EN 1092-1, PN 16, thread according to EN 10226, steel, zinc-coated | DN 40, RP 1½ | 2515504 | L | PG14 | **41.–** |
| **Threaded flange DN 40, Rp 1½, Stainless steel** | Suitable for compensators and distributor/collector pipe according to EN 1092-1, PN 16, thread according to EN 10226, stainless steel | DN 40, RP 1½ | 2502268 | L | PG14 | **112.–** |
| **Threaded flange DN 50, Rp 2, Galvanized steel** | Suitable for compensators and distributor/collector pipe according to EN 1092-1, PN 16, thread according to EN 10226, steel, zinc-coated | DN 50, RP 2 | 2515505 | L | PG14 | **47.–** |

🚚 = ready for delivery, L = supply availability, C = approx. 2 weeks, K = approx. 4 weeks, AX = up to 16 weeks delivery time, please inquire for every order, A = on request, 📞 = please contact Wilo
Subject to change – all prices do not include VAT. Our General Terms of Delivery and Service apply (see www.wilo.com/legal) – valid from 01/01/2022 in Germany.

| Mechanical accessories | | | | | | |
|---|---|---|---|---|---|---|
| **Type** | **Description** | | **Art. no.** | | **Price group** | |
| | | | | | | EUR |
| **Threaded flange DN 50, Rp 2, Stainless steel** | Suitable for compensators and distributor/collector pipe according to EN 1092-1, PN 16, thread according to EN 10226, stainless steel | DN 50, RP 2 | 2507438 | L | PG14 | **162.–** |
| **Threaded flange DN 65, Rp 2½, Galvanized steel** | Suitable for compensators and distributor/collector pipe according to EN 1092-1, PN 16, thread according to EN 10226, steel, zinc-coated | DN 65, RP 2½ | 2515506 | L | PG14 | **59.–** |
| **Threaded flange DN 65, Rp 2½, Stainless steel** | Suitable for compensators and distributor/collector pipe according to EN 1092-1, PN 16, thread according to EN 10226, stainless steel | DN 65, RP 2½ | 2506380 | L | PG14 | **210.–** |
| **Threaded flange DN 80, Rp 3, Galvanized steel** | Suitable for compensators and distributor/collector pipe according to EN 1092-1, PN 16, thread according to EN 10226, steel, zinc-coated | DN 80, RP 3 | 2521286 | L | PG14 | **123.–** |
| **Threaded flange DN 80, Rp 3, Stainless steel** | Suitable for compensators and distributor/collector pipe according to EN 1092-1, PN 16, thread according to EN 10226, stainless steel | DN 80, RP 3 | 2521287 | L | PG14 | **263.–** |

| Mechanical accessories | | | | | | |
|---|---|---|---|---|---|---|
| **Type** | **Description** | | **Art. no.** | | **Price group** | |
| | | | | | | EUR |
| **Low-water cut-out switchgear connection kit for single-pump systems Helix VE 22../36../52.. ES** | Connector sets additionally required for CO-1 systems | For Helix VE 22../36../52.. single-pump systems ES | 2546080 | K | PG14 | **151.–** |
| **Low-water cut-out switchgear kit WMS R ¼** | WMS R ¼ kit, pressure switch as low-water signal transmitter for direct connection to the suction-side pipe. | R ¼ | 2521150 | L | PG14 | **201.–** |
| **Low-water cut-out switchgear kit WMS R ¾** | **WMS R ¾ kit**, pressure switch as low-water signal transmitter for direct connection to the supply pressure-side pipe. | R ¾ | 2000424 | L | PG14 | **201.–** |
| **Low-water cut-out switchgear kit WMS G 1¼** | WMS G 1¼ kit, pressure switch as low-water signal transmitter to enhance a 1-phase AC pump with a maximum of 250 V, 16 A. | G 1¼ for HiPeri 1, Jet WJ/HWJ, MultiCargo MC/HMC, MultiPress MP/HMP, HiMulti 3/3 P/3H/3H P, MHI 2/4, Helix-V 2-4-6 | 4204510 | L | PG14 | **133.–** |
| **Low-water cut-out switchgear kit WMS G2** | WMS G 2 kit, pressure switch as low-water signal transmitter to enhance a 1-phase AC pump with a maximum of 250 V, 16 A. | G 2 for MHI 8/16, Helix-V 10-16 | 4204512 | A | PG14 | **169.–** |
| **Low-water cut-out switchgear connection kit for single-pump systems MVI (E) 70../95..** | Connector sets additionally required for CO-1 systems | for single-pump systems MVI (E) 70../95.. | 2525810 | C | PG14 | **216.–** |
| **Low-water cut-out switchgear connection kit for single-pump systems Helix V (E) 22../36../52..** | | for single-pump systems Helix V (E) 22../36../52.. | 2510976 | C | PG14 | **203.–** |
| **Low-water cut-out switchgear connection kit for single-pump systems Helix V (E)2../4../6../10../16..** | | for single-pump systems Helix V (E) 2../4../6../10../16.. | 2504386 | C | PG14 | **144.–** |
| **Main switch** | Main switch retrofit kit for COR-1 (up to max. 7.5 kW) comprising: Main switch, tension bands and bracket for fixation to diaphragm pressure vessel. | – | 2515962 | L | PG14 | **188.–** |

Water supply

= ready for delivery, L = supply availability, C = approx. 2 weeks, K = approx. 4 weeks, AX = up to 16 weeks delivery time, please inquire for every order, A = on request, = please contact Wilo
Subject to change – all prices do not include VAT. Our General Terms of Delivery and Service apply (see www.wilo.com/legal) – valid from 01/01/2022 in Germany.

| Mechanical accessories | | | | | | |
|---|---|---|---|---|---|---|
| **Type** | **Description** | | **Art. no.** | | **Price group** | |
| | | | | | | EUR |
| **Signalling module pump 1–2** | Relay module with operating status LEDs, secured on 35 mm DIN rail | – | 2533812 | K | PG14 | **372.–** |
| **Control module pump 5–6** | Double row terminal block with status LED for the supply voltage, secured on 35 mm DIN rail | – | 2533756 | K | PG14 | **255.–** |
| **Control module pump 3–4** | | – | 2533734 | K | PG14 | **267.–** |
| **Control module pump 1–2** | | – | 2533712 | K | PG14 | **267.–** |
| **D-network tri-band antenna 15 m cable** | Omnidirectional antenna with mounting bracket and FME bush | – | 2533864 | A | PG14 | **506.–** |
| **D-network tri-band antenna 10 m cable** | | – | 2533863 | A | PG14 | **456.–** |
| **D-network dual-band antenna with 3 m cable** | Omnidirectional antenna with FME bush for installation on the switch cabinet. | – | 2533862 | A | PG14 | **151.–** |

= ready for delivery, L = supply availability, C = approx. 2 weeks, K = approx. 4 weeks, AX = up to 16 weeks delivery time, please inquire for every order, A = on request, = please contact Wilo
Subject to change – all prices do not include VAT. Our General Terms of Delivery and Service apply (see www.wilo.com/legal) – valid from 01/01/2022 in Germany.

**Price group: PG14**

**Wilo-CC/CCe system – Required accessories**

| Type | Description | Art. no. | | EUR |
|---|---|---|---|---|
| **DDG transducer** | (Amplifier) incl. power supply unit for differential pressure sensor (DDG) | 501771990 | K | **2,539.–** |
| **DDG power supply unit** | For DDG together with impulse selector | 501865293 | L | **275.–** |
| **PTC thermistor tripping unit** | Tripping unit for switch cabinet installation for all IPL/DPL, IL/DL, IPH-O/W, IPS, IP-Z, BAC, BL, Helix and MVI series pumps equipped with PTC thermistor sensors. | 509275993 | L | **502.–** |
| **DDC control module** | Double row terminal block with status LED for the supply voltage, secured on 35 mm DIN rail | 2533795 | K | **267.–** |
| **BMS base module** | Series module in a plastic housing with LEDs for status display of inputs, fixation on a 35 mm DIN rail | 2533800 | A | **608.–** |
| **Signalling modules connecting cable** | Connection cable for connecting up to 4 signalling modules with the BMS base module. The number of connection cables required for signalling modules per CC switchgear is always 1. | 2533890 | K | **163.–** |
| **Signalling module pump 3-6** | Relay module with operating status LEDs, secured on 35 mm DIN rail | 2533836 | K | **360.–** |
| **Control module pump 5-6** | Double row terminal block with status LED for the supply voltage, secured on 35 mm DIN rail | 2533756 | K | **255.–** |
| **Signal converter 0-10 V / 0-20 mA** | Additional module for equipping the switchgear area Wilo-CC system for conversion of 0 – 10 V signals to 0 – 20 V signals | 2534992 | K | **222.–** |
| **CC communication module** | Plug-in cartridge for installation in the CPU for connecting the CC switchgear to communication systems (GSM, Modbus, web server, LON etc.), if no frequency converter is installed. | 2533850 | K | **236.–** |
| **GPRS module** | Insulating housing for switch cabinet installation, secured on 35 mm DIN rail. SIM cards are not within the scope of delivery, they must be procured by the customer! | 2533860 | A | **1,290.–** |
| **GSM module** | Insulant housing for installation in a switch cabinet, fixation by means of the supplied accessories kit (adapter plate). SIM cards are not within the scope of delivery, they must be procured by the customer! | 2533861 | K | **1,020.–** |
| **D-network tri-band antenna 15 m cable** | Omnidirectional antenna with mounting bracket and FME bush | 2533864 | A | **506.–** |
| **Communication module Web-Server** | Additional module for internet connection. | 2533865 | K | **1,242.–** |
| **Communication module Profibus DP** | Additional module for equipping the switchgear series Wilo-CC system for communication in Profibus DP networks (slave). | 2533866 | K | **1,045.–** |
| **CANopen communication module** | Additional module for equipping the switchgear series Wilo-CC system for communication in CanOpen networks (slave). | 2533867 | K | **1,671.–** |
| **Communication module LON** | Additional module for equipping the switchgear series Wilo-CC system for communication in LON networks. | 2533868 | K | **2,752.–** |
| **Communication module Modbus RTU** | Additional module for equipping the Wilo-CC system switchgear series for communication in Modbus RTU networks. | 2533869 | A | **517.–** |
| **D-network tri-band antenna 10 m cable** | Omnidirectional antenna with mounting bracket and FME bush | 2533863 | A | **456.–** |
| **Control module pump 3-4** | Double row terminal block with status LED for the supply voltage, secured on 35 mm DIN rail | 2533734 | K | **267.–** |
| **Signalling module pump 1-2** | Relay module with operating status LEDs, secured on 35 mm DIN rail | 2533812 | K | **372.–** |
| **Control modules connecting cable** | Connection cable for connecting up to 4 control modules with the GLT base module. The number of connection cables required for control modules per CC-switchgear is always 1. | 2533790 | K | **163.–** |
| **Control module pump 1-2** | Double row terminal block with status LED for the supply voltage, secured on 35 mm DIN rail | 2533712 | K | **267.–** |
| **D-network dual-band antenna with 3 m cable** | Omnidirectional antenna with FME bush for installation on the switch cabinet. | 2533862 | A | **151.–** |



= ready for delivery, L = supply availability, C = approx. 2 weeks, K = approx. 4 weeks, AX = up to 16 weeks delivery time, please inquire for every order, A = on request, = please contact Wilo
Subject to change – all prices do not include VAT. Our General Terms of Delivery and Service apply (see www.wilo.com/legal) – valid from 01/01/2022 in Germany.

Price group: PG14

| Wilo-SC system – Required accessories | | | | |
|---|---|---|---|---|
| **Type** | **Description** | **Art. no.** | | |
| | | | 🚚 | EUR |
| **Communication module BACnet (SC)** | For connection of Wilo-Control SC series with BACnet MSTP networks. | 2538242 | L | **581.–** |
| **Communication module LON (SC)** | For connection of Wilo-Control SC series with Modbus LON networks. | 2538243 | K | **565.–** |

| Wilo-SiFire – Accessories | | | | | |
|---|---|---|---|---|---|
| **Type** | **Description** | **Art. no.** | | **Price group** | |
| | | | 🚚 | | EUR |
| **Alarm switchgear type A & B** | Alarm activation in the event of a system fault and in the event of fire extinguishing | 4177484 | A | PG14 | **568.–** |
| **Battery acid tester** | Checking the battery for the diesel pump | 4177491 | A | PG14 | **60.–** |
| **DN 65 rubber compensator** | Damping of the vibrations on the pipework provided by the customer | 4015745 | A | PG14 | **86.–** |
| **DN 80 rubber compensator** | Damping of the vibrations on the pipework provided by the customer | 4015461 | A | PG14 | **103.–** |
| **DN 100 rubber compensator** | Damping of the vibrations on the pipework provided by the customer | 4015746 | A | PG14 | **128.–** |
| **DN 125 rubber compensator** | | 4015747 | A | PG14 | **219.–** |
| **DN 150 rubber compensator** | Damping of the vibrations on the pipework provided by the customer | 4015748 | A | PG14 | **216.–** |
| **DN 200 rubber compensator** | | 4015749 | A | PG14 | **325.–** |
| **DN 250 rubber compensator** | | 4177482 | A | PG14 | **599.–** |
| **DN 300 rubber compensator** | | 4177483 | A | PG14 | **761.–** |
| **Diesel motor accessory set, 4.2 kW** | Spare parts kit (timing belt, filter, gaskets, hoses) for the diesel motor | 4177492 | A | PG14 | **367.–** |
| **Diesel motor accessory set, 6.9 kW** | Spare parts kit (timing belt, filter, gaskets, hoses) for the diesel motor | 4177493 | A | PG14 | **370.–** |
| **Diesel motor accessory set, 10.5/12.8 kW** | Spare parts kit (timing belt, filter, gaskets, hoses) for the diesel motor | 4177494 | A | PG14 | **399.–** |
| **Diesel motor accessory set, 17.7 kW** | Spare parts kit (timing belt, filter, gaskets, hoses) for the diesel motor | 4177495 | A | PG14 | **332.–** |
| **Diesel motor accessory set, 26.5 kW** | Spare parts kit (timing belt, filter, gaskets, hoses) for the diesel motor | 4177496 | A | PG14 | **404.–** |
| **Diesel motor accessory set, 47.7 kW** | Spare parts kit (timing belt, filter, gaskets, hoses) for the diesel motor | 4177497 | A | PG14 | **1,172.–** |
| **Diesel motor accessory set, 66 kW** | Spare parts kit (timing belt, filter, gaskets, hoses) for the diesel motor | 4177498 | A | PG14 | **1,062.–** |
| **Diesel motor accessory set, 100 kW** | Spare parts kit (timing belt, filter, gaskets, hoses) for the diesel motor | 4177499 | A | PG14 | **1,136.–** |
| **Diesel motor accessory set, 109/145 kW** | Spare parts kit (timing belt, filter, gaskets, hoses) for the diesel motor | 4177500 | A | PG14 | **2,636.–** |
| **Diesel motor accessory set, 197/246kW** | Spare parts kit (timing belt, filter, gaskets, hoses) for the diesel motor | 4177501 | A | PG14 | **3,257.–** |
| **Diesel pump test 4.25 – 26.5 kW** | Testing and certification of the diesel pump | 4177485 | A | PG14 | **494.–** |
| **Diesel pump test 31.5 – 47.7 kW** | Testing and certification of the diesel pump | 4177486 | A | PG14 | **638.–** |
| **Diesel pump test 66 – 109 kW** | Testing and certification of the diesel pump | 4177487 | A | PG14 | **814.–** |
| **Diesel pump test 130 – 177 kW** | | 4177488 | A | PG14 | **1,166.–** |
| **Diesel pump test 200 – 222 kW** | Testing and certification of the diesel pump | 4177489 | A | PG14 | **1,468.–** |
| **Flange connection eccentric cone DN 50 x 65** | Flange reducer on the suction side of the pump and for holding the shutting gate | 4177430 | A | PG14 | **205.–** |
| **Flange connection eccentric cone DN 50 x 80** | | 4177431 | A | PG14 | **342.–** |
| **Flange connection eccentric cone DN 50 x 100** | Flange reducer on the suction side of the pump and for holding the shutting gate | 4177432 | A | PG14 | **349.–** |
| **Flange connection eccentric cone DN 65 x 80** | | 4177433 | A | PG14 | **218.–** |

🚚 = ready for delivery, L = supply availability, C = approx. 2 weeks, K = approx. 4 weeks, AX = up to 16 weeks delivery time, please inquire for every order, A = on request, 📞 = please contact Wilo
Subject to change – all prices do not include VAT. Our General Terms of Delivery and Service apply (see www.wilo.com/legal) – valid from 01/01/2022 in Germany.

| Wilo-SiFire – Accessories | | | | | |
|---|---|---|---|---|---|
| **Type** | **Description** | **Art. no.** | | **Price group** | |
| | | | | | EUR |
| **Flange connection eccentric cone DN 65 x 100** | Flange reducer on the suction side of the pump and for holding the shutting gate | 4177434 | A | PG14 | **356.–** |
| **Flange connection eccentric cone DN 65 x 125** | | 4177435 | A | PG14 | **410.–** |
| **Flange connection eccentric cone DN 65 x 150** | | 4177436 | A | PG14 | **449.–** |
| **Flange connection eccentric cone DN 80 x 100** | | 4177437 | A | PG14 | **238.–** |
| **Flange connection eccentric cone DN 80 x 125** | | 4177438 | A | PG14 | **436.–** |
| **Flange connection eccentric cone DN 80 x 150** | | 4177439 | A | PG14 | **456.–** |
| **Flange connection eccentric cone DN 80 x 200** | | 4177440 | A | PG14 | **586.–** |
| **Flange connection eccentric cone DN 100 x 125** | Flange reducer on the suction side of the pump and for holding the shutting gate | 4177441 | A | PG14 | **373.–** |
| **Flange connection eccentric cone DN 100 x 150** | | 4177442 | A | PG14 | **480.–** |
| **Flange connection eccentric cone DN 100 x 200** | | 4177443 | A | PG14 | **607.–** |
| **Flange connection eccentric cone DN 100 x 250** | | 4177444 | A | PG14 | **699.–** |
| **Flange connection eccentric cone DN 125 x 150** | | 4177445 | A | PG14 | **426.–** |
| **Flange connection eccentric cone DN 125 x 200** | | 4177446 | A | PG14 | **576.–** |
| **Flange connection eccentric cone DN 125 x 250** | | 4177447 | A | PG14 | **709.–** |
| **Flange connection eccentric cone DN 150 x 200** | | 4177448 | A | PG14 | ✆ |
| **Flange connection eccentric cone DN 150 x 250** | | 4177449 | A | PG14 | **646.–** |
| **Flange connection eccentric cone DN 150 x 300** | Flange reducer on the suction side of the pump and for holding the shutting gate | 4177450 | A | PG14 | **679.–** |
| **Flange connection eccentric cone DN 150 x 350** | | 4177451 | A | PG14 | **806.–** |
| **Flange connection eccentric cone DN 200 x 300** | | 4177452 | A | PG14 | **841.–** |
| **Flange connection eccentric cone DN 200 x 350** | | 4177453 | A | PG14 | **913.–** |
| **Flow meter DN 40** | is used to check the volume flow | 4177472 | A | PG14 | **525.–** |
| **Flow meter DN 50** | | 4177473 | A | PG14 | **542.–** |
| **Flow meter DN 65** | | 4177474 | A | PG14 | **564.–** |
| **Flow meter DN 80** | | 4177475 | A | PG14 | **599.–** |
| **Flow meter DN 100** | | 4177476 | A | PG14 | **606.–** |
| **Flow meter DN 125** | | 4177477 | A | PG14 | **702.–** |
| **Flow meter DN 150** | | 4177478 | A | PG14 | **772.–** |
| **Flow meter DN 200** | | 4177479 | A | PG14 | **823.–** |
| **Hydraul. Heat exchanger 31.5–47.7kW** | Heat exchanger for cooling the diesel motor | 4177512 | A | PG14 | **4,462.–** |
| **Hydraul. Heat exchanger 66–109kW** | | 4177511 | A | PG14 | **3,586.–** |
| **Hydraul. Heat exchanger >109kW** | | 4177510 | A | PG14 | **3,288.–** |
| **Limit switch for handle/worm drive** | Limit switches for the shutting gates | 4177481 | A | PG14 | **140.–** |
| **Silencer for 31.5/47.7 kW diesel motor** | Silencer (30dBA) for the noise damping of the diesel motor | 4177502 | A | PG14 | **318.–** |
| **Silencer for 66 kW diesel motor** | | 4177503 | A | PG14 | **563.–** |
| **Silencer for 100/109 kW diesel motor** | Silencer (30dBA) for the noise damping of the diesel motor | 4177504 | A | PG14 | **789.–** |
| **Silencer for 145 kW diesel motor** | Silencer (30dBA) for the noise damping of the diesel motor | 4177505 | A | PG14 | **974.–** |

| Wilo-SiFire – Accessories | | | | | |
|---|---|---|---|---|---|
| **Type** | **Description** | **Art. no.** | | **Price group** | |
| | | | | | EUR |
| **Silencer for 197/222 kW diesel motor** | Silencer (30dBA) for the noise damping of the diesel motor | 4177506 | A | PG14 | **1,433.–** |
| **Silencer for 246 kW diesel motor** | Silencer (30dBA) for the noise damping of the diesel motor | 4177507 | A | PG14 | **1,660.–** |
| **Supply tank, 500L** | Horizontal supply tank (500L) with float valve and pressure switch for alarm in the event of a water shortage | 4177480 | A | PG14 | **743.–** |
| **Throttle shut-off valve DN 65, PN 10** | Shutting gate for suction and pressure side | 4177454 | A | PG14 | **109.–** |
| **Throttle shut-off valve DN 65, PN 10** | | 4177463 | A | PG14 | **421.–** |
| **Throttle shut-off valve DN 80, PN 10** | | 4177455 | A | PG14 | **124.–** |
| **Throttle shut-off valve DN 80, PN 10** | | 4177464 | A | PG14 | **437.–** |
| **Throttle shut-off valve DN 100, PN 10** | | 4177456 | A | PG14 | **170.–** |
| **Throttle shut-off valve DN 100, PN 10** | | 4177465 | A | PG14 | **482.–** |
| **Throttle shut-off valve DN 125, PN 10** | | 4177457 | A | PG14 | **205.–** |
| **Throttle shut-off valve DN 125, PN 10** | | 4177466 | A | PG14 | **645.–** |
| **Throttle shut-off valve DN 150, PN 10** | | 4177458 | A | PG14 | **246.–** |
| **Throttle shut-off valve DN 150, PN 10** | | 4177467 | A | PG14 | **682.–** |
| **Throttle shut-off valve DN 200, PN 10** | | 4177459 | A | PG14 | **614.–** |
| **Throttle shut-off valve DN 200, PN 10** | | 4177468 | A | PG14 | **1,052.–** |
| **Throttle shut-off valve DN 250, PN 10** | | 4177460 | A | PG14 | **885.–** |
| **Throttle shut-off valve DN 250, PN 10** | | 4177469 | A | PG14 | **1,342.–** |
| **Throttle shut-off valve DN 300, PN 10** | | 4177470 | A | PG14 | **1,520.–** |
| **Throttle shut-off valve DN 300, PN 10** | | 4177461 | A | PG14 | **1,095.–** |
| **Throttle shut-off valve DN 350, PN 10** | | 4177471 | A | PG14 | **1,704.–** |
| **Throttle shut-off valve DN 350, PN 10** | | 4177462 | A | PG14 | **1,279.–** |



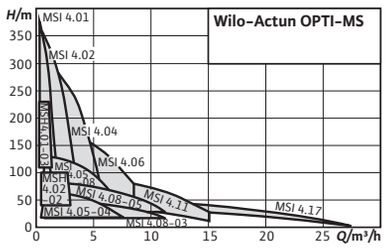


| Accessories | Page |
|---|---|
| Accessories | 523 |

**Series extension**

## Wilo-Actun OPTI-MS

### Construction
Multistage submersible pump in tie strap version (MSI) or as a helicoidal rotor pump (MSH) for vertical or horizontal installation

### Application
- → Specially designed for operation with photovoltaic modules
- → For water supply and drinking water supply from boreholes and rainwater storage tanks
- → Process water supply
- → Sprinkling and irrigation
- → For pumping water without long-fibre and abrasive constituents

### Scope of delivery
- → Submersible pump with connection cable (2.5 m)
- → Casting resin cable connector with integrated water level sensor
- → Installation and operating instructions
- → Hydraulics for self-assembly (MSH only), incl. installation instructions and installation accessories
- → Adapter for pressure connection 1½" on 2" (only types OPTI-MSI4.08-..)

### Your advantages
- → Fully autonomous and cost-efficient water supply utilising solar power
- → Easy electrical installation via integrated frequency converter and without the need for parametrisation
- → Optimised water output thanks to high hydraulics and motor efficiencies and dynamic MPPT (Maximum Power Point Tracking – ensures the operation of the solar panel at maximum performance level)
- → System-specific flexibility thanks to wide range of services
- → Increased durability and reliability through high-quality materials and an encapsulated motor design
- → Additional operational reliability by using integrated safety devices

### Options
- → Wilo-MS Control switchgear for expanding the scope of functions
- → Comprehensive accessories for setting up a solar-powered pumping station



= ready for delivery, L = supply availability, C = approx. 2 weeks, K = approx. 4 weeks, AX = up to 16 weeks delivery time, please inquire for every order, A = on request, = please contact Wilo
Subject to change – all prices do not include VAT. Our General Terms of Delivery and Service apply (see www.wilo.com/legal) – valid from 01/01/2022 in Germany.

Price group: PG5

## Ordering information

| Type | Rated power | Mains connection | Connection | Art. no. | | | Art. no. for jacket pipe cooling (vertical) | Art. no. for jacket pipe cooling (horizontal) |
|---|---|---|---|---|---|---|---|---|
| | $P_2$ kW | | | | | EUR | | |
| **Actun OPTI MSI4.01-18** | 1.1 | 1~230 V, 50/60 Hz | Rp 1¼ | **6090326** | A | **2,584.–** | 4064431 | 6037936 |
| **Actun OPTI MSI4.01-21** | 1.5 | 1~230 V, 50/60 Hz | Rp 1¼ | **6090327** | A | **2,842.–** | 4064431 | 6037936 |
| **Actun OPTI MSI4.01-36** | 2.2 | 1~230 V, 50/60 Hz | Rp 1¼ | **6090328** | A | **3,403.–** | 6091219 | 6091221 |
| **Actun OPTI MSI4.01-42** | 3 | 1~230 V, 50/60 Hz | Rp 1¼ | **6090329** | A | **3,786.–** | 6091219 | 6091221 |
| **Actun OPTI MSI4.02-13** | 1.1 | 1~230 V, 50/60 Hz | Rp 1¼ | **6090330** | A | **2,510.–** | 4064431 | 6037936 |
| **Actun OPTI MSI4.02-18** | 1.5 | 1~230 V, 50/60 Hz | Rp 1¼ | **6090331** | A | **2,786.–** | 4064431 | 6037936 |
| **Actun OPTI MSI4.02-23** | 2.2 | 1~230 V, 50/60 Hz | Rp 1¼ | **6090332** | A | **3,202.–** | 6091219 | 6091221 |
| **Actun OPTI MSI4.02-33** | 3 | 1~230 V, 50/60 Hz | Rp 1¼ | **6090333** | A | **3,606.–** | 6091219 | 6091221 |
| **Actun OPTI MSI4.02-40** | 4 | 1~230 V, 50/60 Hz | Rp 1¼ | **6090334** | A | **4,321.–** | 4064432 | 6038903 |
| **Actun OPTI MSI4.04-09** | 1.1 | 1~230 V, 50/60 Hz | Rp 1¼ | **6090335** | A | **2,462.–** | 6091219 | 6091220 |
| **Actun OPTI MSI4.04-12** | 1.5 | 1~230 V, 50/60 Hz | Rp 1¼ | **6090336** | A | **2,715.–** | 6091219 | 6091220 |
| **Actun OPTI MSI4.04-18** | 2.2 | 1~230 V, 50/60 Hz | Rp 1¼ | **6090337** | A | **3,141.–** | 6091219 | 6091221 |
| **Actun OPTI MSI4.04-25** | 3 | 1~230 V, 50/60 Hz | Rp 1¼ | **6090338** | A | **3,473.–** | 6091219 | 6091221 |
| **Actun OPTI MSI4.04-33** | 4 | 1~230 V, 50/60 Hz | Rp 1¼ | **6090339** | A | **4,223.–** | 4064432 | 6038903 |
| **Actun OPTI MSI4.06-06** | 1.1 | 1~230 V, 50/60 Hz | Rp 1½ | **6090340** | A | **2,433.–** | 4064431 | 6037937 |
| **Actun OPTI MSI4.06-08** | 1.5 | 1~230 V, 50/60 Hz | Rp 1½ | **6090341** | A | **2,674.–** | 4064431 | 6037937 |
| **Actun OPTI MSI4.06-12** | 2.2 | 1~230 V, 50/60 Hz | Rp 1½ | **6090342** | A | **3,074.–** | 6091219 | 6091220 |
| **Actun OPTI MSI4.06-17** | 3 | 1~230 V, 50/60 Hz | Rp 1½ | **6090343** | A | **3,383.–** | 6091219 | 6091221 |
| **Actun OPTI MSI4.06-21** | 4 | 1~230 V, 50/60 Hz | Rp 1½ | **6090344** | A | **4,047.–** | 6091219 | 6091221 |
| **Actun OPTI MSI4.11-05** | 1.5 | 1~230 V, 50/60 Hz | Rp 2 | **6090345** | A | **2,772.–** | 6091219 | 6091220 |
| **Actun OPTI MSI4.11-07** | 2.2 | 1~230 V, 50/60 Hz | Rp 2 | **6090346** | A | **3,191.–** | 6091219 | 6091221 |
| **Actun OPTI MSI4.11-10** | 3 | 1~230 V, 50/60 Hz | Rp 2 | **6090347** | A | **3,537.–** | 6091219 | 6091221 |
| **Actun OPTI MSI4.11-12** | 4 | 1~230 V, 50/60 Hz | Rp 2 | **6090348** | A | **4,217.–** | 4064432 | 6038903 |
| **Actun OPTI MSI4.17-04** | 2.2 | 1~230 V, 50/60 Hz | Rp 2 | **6090349** | A | **3,242.–** | 6091219 | 6091221 |
| **Actun OPTI MSI4.17-06** | 3 | 1~230 V, 50/60 Hz | Rp 2 | **6090350** | A | **4,240.–** | 6091219 | 6091221 |
| **Actun OPTI MSH4.01-03** | 1.1 | 1~230 V, 50/60 Hz | Rp 1¼ | 6084592 | L | **2,979.–** | 6085716 | 6085718 |
| **Actun OPTI MSH4.02-02** | 1.1 | 1~230 V, 50/60 Hz | Rp 1¼ | 6082887 | L | **3,008.–** | 6085716 | 6085718 |
| **Actun OPTI MSI4.05-04** | 1.1 | 1~230 V, 50/60 Hz | Rp 1½ | 6082892 | L | **2,075.–** | 6085719 | 6085721 |
| **Actun OPTI MSI4.05-08** | 2.2 | 1~230 V, 50/60 Hz | Rp 1½ | 6082889 | L | **3,530.–** | 6085719 | 6085721 |
| **Actun OPTI MSI4.08-03** | 1.1 | 1~230 V, 50/60 Hz | Rp 1½ | 6082890 | L | **2,199.–** | 6085719 | 6085721 |
| **Actun OPTI MSI4.08-05** | 2.2 | 1~230 V, 50/60 Hz | Rp 1½ | 6082891 | L | **3,530.–** | 6085719 | 6085721 |

= ready for delivery, L = supply availability, C = approx. 2 weeks, K = approx. 4 weeks, AX = up to 16 weeks delivery time, please inquire for every order, A = on request, = please contact Wilo
Subject to change – all prices do not include VAT. Our General Terms of Delivery and Service apply (see www.wilo.com/legal) – valid from 01/01/2022 in Germany.

| Cooling shroud | | | | |
|---|---|---|---|---|
| Type | Name | | Price group | |
| | | | | EUR |
| 4064431 | Cooling shroud for 4" submersible pumps. | L | PG14 | **361.–** |
| 4064432 | Cooling shroud for 4" submersible pumps. | L | PG14 | **401.–** |
| 6037936 | Cooling shroud for 4" submersible pumps. | L | PG14 | **665.–** |
| 6037937 | Cooling shroud for 4" submersible pumps. | L | PG14 | **618.–** |
| 6038903 | Cooling shroud for 4" submersible pumps. | L | PG14 | **723.–** |
| 6085716 | Cooling shroud for solar borehole pumps Actun OPTI-MS, ..-QS | L | PG14 | **294.–** |
| 6085717 | Cooling shroud for solar borehole pumps Actun OPTI-MS, ..-QS | L | PG14 | **317.–** |
| 6085718 | Cooling jacket for solar borehole pumps Actun OPTI-MS, ..-QS | L | PG14 | **555.–** |
| 6085719 | Cooling shroud for solar borehole pumps Actun OPTI-MS, ..-QS | L | PG14 | **296.–** |
| 6085720 | Cooling shroud for solar borehole pumps Actun OPTI-MS, ..-QS | L | PG14 | **318.–** |
| 6085721 | Cooling jacket for solar borehole pumps Actun OPTI-MS, ..-QS | L | PG14 | **427.–** |
| 6085722 | Cooling jacket for solar borehole pumps Actun OPTI-MS, ..-QS | L | PG14 | **447.–** |
| 6085723 | Cooling jacket for solar borehole pumps Actun OPTI-MS, ..-QS | L | PG14 | **296.–** |



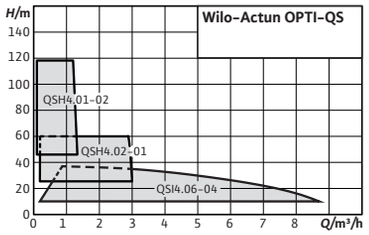


| Accessories | Page |
|---|---|
| Accessories | 523 |

## Wilo-Actun OPTI-QS

### Construction
Multistage submersible pump in tie strap version (QSI) or as a helicoidal rotor pump (QSH) for vertical or horizontal installation

### Application
- → Specially designed for operation with photovoltaic modules
- → For water supply and drinking water supply from boreholes and rainwater storage tanks
- → Process water supply
- → Sprinkling and irrigation
- → For pumping water without long-fibre and abrasive constituents

### Scope of delivery
- → Submersible pump with connection cable (2.5 m)
- → Casting resin cable connector with integrated water level sensor
- → Installation and operating instructions
- → Hydraulics for self-assembly (QSH only), incl. installation instructions and installation accessories

### Options
- → Wilo-QS Stop Module for the connection of an external switch (e.g. float switch) with integrated overvoltage protection
- → Comprehensive accessories for setting up a solar-powered pumping station

### Your advantages
- → Fully autonomous and cost-efficient water supply utilising solar power
- → Easy electrical installation via integrated frequency converter and without the need for parametrisation
- → Optimised water output thanks to high hydraulics and motor efficiencies and dynamic MPPT (Maximum Power Point Tracking – ensures the operation of the solar panel at maximum performance level)
- → System-specific flexibility thanks to wide range of services
- → Increased durability and reliability through high-quality materials and an encapsulated motor design
- → Additional operational reliability by using integrated safety devices

= ready for delivery, L = supply availability, C = approx. 2 weeks, K = approx. 4 weeks, AX = up to 16 weeks delivery time, please inquire for every order, A = on request, = please contact Wilo
Subject to change – all prices do not include VAT. Our General Terms of Delivery and Service apply (see www.wilo.com/legal) – valid from 01/01/2022 in Germany.

Price group: PG5

## Ordering information

| Type | Rated power | Connection | Art. no. | | | Art. no. for jacket pipe cooling (vertical) | Art. no. for jacket pipe cooling (horizontal) |
|---|---|---|---|---|---|---|---|
| | $P_2$ kW | | | | EUR | | |
| **Actun Opti QSH4.01-02** | 0.48 | Rp 1¼ | 6084593 | L | **2,316.–** | 6085717 | 6085723 |
| **Actun Opti QSH4.02-01** | 0.48 | Rp 1¼ | 6082886 | L | **2,337.–** | 6085717 | 6085723 |
| **Actun Opti QSI4.06-04** | 0.48 | Rp 1½ | 6082885 | L | **1,762.–** | 6085720 | 6085722 |

## Cooling shroud

| Type | Name | | Price group | |
|---|---|---|---|---|
| | | | | EUR |
| 4064431 | Cooling shroud for 4" submersible pumps. | L | PG14 | **361.–** |
| 4064432 | Cooling shroud for 4" submersible pumps. | L | PG14 | **401.–** |
| 6037936 | Cooling shroud for 4" submersible pumps. | L | PG14 | **665.–** |
| 6037937 | Cooling shroud for 4" submersible pumps. | L | PG14 | **618.–** |
| 6038903 | Cooling shroud for 4" submersible pumps. | L | PG14 | **723.–** |
| 6085716 | Cooling shroud for solar borehole pumps Actun OPTI-MS, ..-QS | L | PG14 | **294.–** |
| 6085717 | Cooling shroud for solar borehole pumps Actun OPTI-MS, ..-QS | L | PG14 | **317.–** |
| 6085718 | Cooling jacket for solar borehole pumps Actun OPTI-MS, ..-QS | L | PG14 | **555.–** |
| 6085719 | Cooling shroud for solar borehole pumps Actun OPTI-MS, ..-QS | L | PG14 | **296.–** |
| 6085720 | Cooling shroud for solar borehole pumps Actun OPTI-MS, ..-QS | L | PG14 | **318.–** |
| 6085721 | Cooling jacket for solar borehole pumps Actun OPTI-MS, ..-QS | L | PG14 | **427.–** |
| 6085722 | Cooling jacket for solar borehole pumps Actun OPTI-MS, ..-QS | L | PG14 | **447.–** |
| 6085723 | Cooling jacket for solar borehole pumps Actun OPTI-MS, ..-QS | L | PG14 | **296.–** |



= ready for delivery, L = supply availability, C = approx. 2 weeks, K = approx. 4 weeks, AX = up to 16 weeks delivery time, please inquire for every order, A = on request, = please contact Wilo
Subject to change – all prices do not include VAT. Our General Terms of Delivery and Service apply (see www.wilo.com/legal) – valid from 01/01/2022 in Germany.



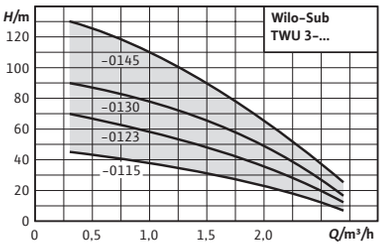


**Accessories** **Page**

Accessories 523

# Wilo-Sub TWU 3

## Construction

Multistage 3" submersible pump in jacketed construction for vertical or horizontal installation

## Application

- → For private water supply from boreholes, wells and rainwater storage tanks
- → For domestic water supply, sprinkling and irrigation
- → For pumping water without long-fibre and abrasive constituents

## Scope of delivery

- → Hydraulics + motor fully assembled
- → 1.8 m connecting cable approved for drinking water (cross-section: 4x1.5 mm²)
- → Single-phase version including switchbox with capacitor, thermal motor protection and On/Off switch

**Your advantages**

- → Parts that come in contact with fluids are corrosion-free
- → Integrated non-return valve
- → Maintenance-friendly, rewindable motor

- → Installation and operating instructions

## Options

- → Motor versions for special voltages 3~230 V, 50 Hz; 1~230 V, 60 Hz; 3~380 V, 60 Hz

## Notice

**Costs for commissioning and function check on request.**

**Price group: PG5**

**Ordering information**

| Type | Motor diameter | Rated power | Connection | Art. no. 1~230 V, 50 Hz | | | Art. no. 3~400 V, 50 Hz | | |
|---|---|---|---|---|---|---|---|---|---|
| | *DM* in | $P_2$ kW | | | | EUR | | | EUR |
| **Sub TWU 3-0115 (1~230 V, 50 Hz)** | 3 | 0.37 | Rp 1 | 4090889 | L | **1,118.-** | 4090892 | L | **988.-** |
| **Sub TWU 3-0123 (1~230 V, 50 Hz)** | 3 | 0.55 | Rp 1 | 4090890 | L | **1,153.-** | 4090893 | L | **1,035.-** |
| **Sub TWU 3-0130 (1~230 V, 50 Hz)** | 3 | 0.75 | Rp 1 | 4090891 | L | **1,178.-** | 4090894 | L | **1,061.-** |
| **Sub TWU 3-0145 (3~400 V, 50 Hz)** | 3 | 1.1 | Rp 1 | - | - | **-** | 4090895 | L | **1,313.-** |

= ready for delivery, L = supply availability, C = approx. 2 weeks, K = approx. 4 weeks, AX = up to 16 weeks delivery time, please inquire for every order, A = on request, = please contact Wilo
Subject to change – all prices do not include VAT. Our General Terms of Delivery and Service apply (see www.wilo.com/legal) – valid from 01/01/2022 in Germany.




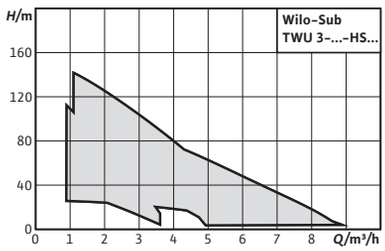


| Accessories | Page |
|---|---|
| Accessories | 523 |

# Wilo-Sub TWU 3 HS

## Construction
Multistage, frequency controlled 3" submersible pump in jacketed construction for vertical or horizontal installation

## Application
- → For private water supply from boreholes, wells and rainwater storage tanks
- → For domestic water supply, sprinkling and irrigation
- → For pumping water without long-fibre and abrasive constituents

## Scope of delivery
- → Hydraulics + motor ready assembled
- → Frequency converter
- → 1.75 m connecting cable approved for drinking water (cross-section: 4x1.5 mm²)
- → Installation and operating instructions

## Options
- → Special cable lengths on request

## Your advantages
- → Constant, adjustable pressure thanks to external frequency converter with integrated control (TWU 3 HS-ECP)
- → Easy installation with no additional sensors provided by the customer for pressure control (TWU 3 HS-ECP)
- → High output thanks to integrated frequency converters with fixed motor speed of 8,400 rpm (TWU 3 HS-I)
- → Reduction of well bore expansion and installation costs due to narrower diameter and installation volume
- → Comprehensive monitoring and protection functions for absolute operational reliability

## Notice
**Costs for commissioning and function check on request.**

**Price group: PG5**

**Ordering information**

| Type | Motor diameter | Rated power | Connection | Mains connection | Art. no. | | |
|---|---|---|---|---|---|---|---|
| | *DM* in | $P_2$ kW | | | | | EUR |
| **Sub TWU 3.02-02-HS-I** | 3 | 0.6 | Rp 1 | 1~230 V, 50/60 Hz | 6064276 | L | **1,141.-** |
| **Sub TWU 3.02-04-HS-I** | 3 | 0.9 | Rp 1 | 1~230 V, 50/60 Hz | 6064277 | L | **1,263.-** |
| **Sub TWU 3.02-05-HS-I** | 3 | 0.9 | Rp 1 | 1~230 V, 50/60 Hz | 6064278 | L | **1,329.-** |
| **Sub TWU 3.02-06-HS-I** | 3 | 1.5 | Rp 1 | 1~230 V, 50/60 Hz | 6064279 | L | **1,635.-** |
| **Sub TWU 3.03-02-HS-I** | 3 | 0.6 | Rp 1 | 1~230 V, 50/60 Hz | 6064280 | L | **1,141.-** |
| **Sub TWU 3.03-03-HS-I** | 3 | 0.9 | Rp 1 | 1~230 V, 50/60 Hz | 6064281 | L | **1,198.-** |

= ready for delivery, L = supply availability, C = approx. 2 weeks, K = approx. 4 weeks, AX = up to 16 weeks delivery time, please inquire for every order, A = on request, = please contact Wilo
Subject to change – all prices do not include VAT. Our General Terms of Delivery and Service apply (see www.wilo.com/legal) – valid from 01/01/2022 in Germany.

**Price group: PG5**

**Ordering information**

| Type | Motor diameter | Rated power | Connection | Mains connection | Art. no. | | |
|---|---|---|---|---|---|---|---|
| | *DM* in | $P_2$ kW | | | | 🚚 | EUR |
| **Sub TWU 3.03-04-HS-I** | 3 | 1.5 | Rp 1 | 1~230 V, 50/60 Hz | 6064282 | L | **1,294.–** |
| **Sub TWU 3.05-01-HS-I** | 3 | 0.6 | Rp 1 | 1~230 V, 50/60 Hz | 6064283 | L | **1,141.–** |
| **Sub TWU 3.05-03-HS-I** | 3 | 0.9 | Rp 1 | 1~230 V, 50/60 Hz | 6064284 | L | **1,198.–** |
| **Sub TWU 3.05-04-HS-I** | 3 | 1.5 | Rp 1 | 1~230 V, 50/60 Hz | 6064285 | L | **1,294.–** |
| **Sub TWU 3.02-04-HS-ECP-B** | 3 | 0.6 | Rp 1 | 1~230 V, 50/60 Hz | 6079396 | L | **1,374.–** |
| **Sub TWU 3.02-06-HS-ECP-B** | 3 | 0.9 | Rp 1 | 1~230 V, 50/60 Hz | 6079397 | L | **1,419.–** |
| **Sub TWU 3.02-09-HS-ECP-B** | 3 | 1.5 | Rp 1 | 1~230 V, 50/60 Hz | 6079398 | L | **1,544.–** |
| **Sub TWU 3.03-03-HS-ECP-B** | 3 | 0.6 | Rp 1 | 1~230 V, 50/60 Hz | 6079399 | L | **1,320.–** |
| **Sub TWU 3.03-05-HS-ECP-B** | 3 | 0.9 | Rp 1 | 1~230 V, 50/60 Hz | 6079400 | L | **1,444.–** |
| **Sub TWU 3.03-08-HS-ECP-B** | 3 | 1.5 | Rp 1 | 1~230 V, 50/60 Hz | 6079401 | L | **1,552.–** |
| **Sub TWU 3.05-04-HS-ECP-B** | 3 | 0.9 | Rp 1¼ | 1~230 V, 50/60 Hz | 6079402 | L | **1,435.–** |
| **Sub TWU 3.05-07-HS-ECP-B** | 3 | 1.5 | Rp 1¼ | 1~230 V, 50/60 Hz | 6079403 | L | **1,507.–** |

🚚 = ready for delivery, L = supply availability, C = approx. 2 weeks, K = approx. 4 weeks, AX = up to 16 weeks delivery time, please inquire for every order, A = on request, 📞 = please contact Wilo
Subject to change – all prices do not include VAT. Our General Terms of Delivery and Service apply (see www.wilo.com/legal) – valid from 01/01/2022 in Germany.

**Sub TWU 3 HS**



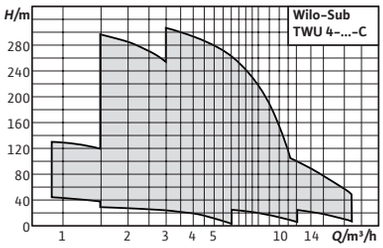


# Wilo-Sub TWU 4

## Construction
Multistage 4" submersible pump in jacketed construction for vertical and horizontal installation

## Application
- → For water supply from boreholes and rainwater storage tanks
- → For domestic water supply, sprinkling and irrigation
- → Pressure boosting
- → Lowering the water level
- → For pumping water without long-fibre and abrasive constituents

## Scope of delivery
- → Hydraulics + motor completely assembled
- → 1.5/1.75/2.5/4.0 m connection cable approved for drinking water (cross-section: 4x1.5 mm²)
- → Single-phase version including switchbox with capacitor, thermal motor protection and On/Off switch
- → Installation and operating instructions

## Your advantages
- → Parts that come in contact with fluids are corrosion-free
- → Integrated non-return valve
- → Low-wearing due to floating impellers
- → Maintenance-friendly motor

## Options
- → Motor versions for special voltages 3~230 V, 50 Hz; 3~500 V, 50 Hz; 1~230 V, 60 Hz; 3~230 V, 60 Hz; 3~380 V, 60 Hz; 3~460 V, 60 Hz

## Notice
**Important: All pumps with direct-starting motors.**

Submersible pumps in other versions **on request.**

**Costs for commissioning and function check on request.**

**Price group: PG5**

**Ordering information**

| Sub TWU 4 | Motor diameter | Rated power | Connection | Minimum efficiency index (MEI) | Art. no. | | | Art. no. for jacket pipe cooling (vertical) | Art. no. for jacket pipe cooling (horizontal) |
|---|---|---|---|---|---|---|---|---|---|
| | *DM* in | $P_2$ kW | | | | 🚚 | EUR | | |
| **Sub TWU 4.02-07-C (1~230 V, 50 Hz)** | 4 | 0.37 | Rp 1¼ | ≥0.7 | 6046661 | L | **853.–** | 4064430 | 6037935 |
| **Sub TWU 4.02-07-C (3~400 V, 50 Hz)** | 4 | 0.37 | Rp 1¼ | ≥0.7 | 6046688 | L | **777.–** | 4064430 | 6037935 |
| **Sub TWU 4.02-10-C (3~400 V, 50 Hz)** | 4 | 0.55 | Rp 1¼ | ≥0.7 | 6046687 | L | **828.–** | 4064430 | 6037935 |
| **Sub TWU 4.02-10-C (1~230 V, 50 Hz)** | 4 | 0.55 | Rp 1¼ | ≥0.7 | 6046690 | L | **905.–** | 4064430 | 6037935 |

🚚 = ready for delivery, L = supply availability, C = approx. 2 weeks, K = approx. 4 weeks, AX = up to 16 weeks delivery time, please inquire for every order, A = on request, 📞 = please contact Wilo
Subject to change – all prices do not include VAT. Our General Terms of Delivery and Service apply (see www.wilo.com/legal) – valid from 01/01/2022 in Germany.

**Price group: PG5**

**Ordering information**

| Sub TWU 4 | Motor diameter | Rated power | Connection | Minimum efficiency index (MEI) | Art. no. | | | Art. no. for jacket pipe cooling (vertical) | Art. no. for jacket pipe cooling (horizontal) |
|---|---|---|---|---|---|---|---|---|---|
| | *DM* in | $P_2$ kW | | | | 🚚 | EUR | | |
| **Sub TWU 4.02-14-C (3~400 V, 50 Hz)** | 4 | 0.75 | Rp 1¼ | ≥0.7 | 6046686 | L | **888.–** | 4064430 | 6037935 |
| **Sub TWU 4.02-14-C (1~230 V, 50 Hz)** | 4 | 0.75 | Rp 1¼ | ≥0.7 | 6046689 | L | **966.–** | 4064430 | 6037935 |
| **Sub TWU 4.02-20-C (1~230 V, 50 Hz)** | 4 | 1.1 | Rp 1¼ | ≥0.7 | 6049336 | L | **1,201.–** | 4064430 | 6037935 |
| **Sub TWU 4.02-20-C (3~400 V, 50 Hz)** | 4 | 1.1 | Rp 1¼ | ≥0.7 | 6049347 | L | **1,115.–** | 4064430 | 6037935 |
| **Sub TWU 4.04-05-C (3~400 V, 50 Hz)** | 4 | 0.37 | Rp 1¼ | ≥0.7 | 6049348 | L | **761.–** | 4064430 | 6037935 |
| **Sub TWU 4.04-05-C (1~230 V, 50 Hz)** | 4 | 0.37 | Rp 1¼ | ≥0.7 | 6049337 | L | **840.–** | 4064430 | 6037935 |
| **Sub TWU 4.04-07-C (1~230 V, 50 Hz)** | 4 | 0.55 | Rp 1¼ | ≥0.7 | 6049338 | L | **881.–** | 4064430 | 6037935 |
| **Sub TWU 4.04-07-C (3~400 V, 50 Hz)** | 4 | 0.55 | Rp 1¼ | ≥0.7 | 6049349 | L | **803.–** | 4064430 | 6037935 |
| **Sub TWU 4.04-09-C (3~400 V, 50 Hz)** | 4 | 0.75 | Rp 1¼ | ≥0.7 | 6049350 | L | **857.–** | 4064430 | 6037935 |
| **Sub TWU 4.04-09-C (1~230 V, 50 Hz)** | 4 | 0.75 | Rp 1¼ | ≥0.7 | 6049339 | L | **934.–** | 4064430 | 6037935 |
| **Sub TWU 4.04-14-C (1~230 V, 50 Hz)** | 4 | 1.1 | Rp 1¼ | ≥0.7 | 6049340 | L | **1,134.–** | 4064430 | 6037935 |
| **Sub TWU 4.04-14-C (3~400 V, 50 Hz)** | 4 | 1.1 | Rp 1¼ | ≥0.7 | 6049351 | L | **1,048.–** | 4064430 | 6037935 |
| **Sub TWU 4.04-18-C (3~400 V, 50 Hz)** | 4 | 1.5 | Rp 1¼ | ≥0.7 | 6049352 | L | **1,346.–** | 4064430 | 6037935 |
| **Sub TWU 4.04-18-C (1~230 V, 50 Hz)** | 4 | 1.5 | Rp 1¼ | ≥0.7 | 6049341 | L | **1,448.–** | 4064430 | 6037935 |
| **Sub TWU 4.04-27-C (1~230 V, 50 Hz)** | 4 | 2.2 | Rp 1¼ | ≥0.7 | 6049342 | L | **1,762.–** | 4064430 | 6037935 |
| **Sub TWU 4.04-27-C (3~400 V, 50 Hz)** | 4 | 2.2 | Rp 1¼ | ≥0.7 | 6049353 | L | **1,618.–** | 4064430 | 6037935 |
| **Sub TWU 4.04-35-C (3~400 V, 50 Hz)** | 4 | 3 | Rp 1¼ | ≥0.7 | 6049354 | L | **1,890.–** | 4064431 | 6038901 |
| **Sub TWU 4.04-44-C (3~400 V, 50 Hz)** | 4 | 4 | Rp 1¼ | ≥0.7 | 6049355 | L | **2,122.–** | 4064431 | 6038901 |
| **Sub TWU 4.04-48-C (3~400 V, 50 Hz)** | 4 | 4 | Rp 1¼ | ≥0.7 | 6049356 | L | **2,476.–** | 4064431 | 6038901 |
| **Sub TWU4.08-05-C (1~230 V, 50 Hz)** | 4 | 0.75 | Rp 2 | ≥0.4 | 6081619 | L | **1,009.–** | 4064430 | 6037935 |
| **Sub TWU4.08-05-C (3~400 V, 50 Hz)** | 4 | 0.75 | Rp 2 | ≥0.4 | 6081623 | L | **883.–** | 4064430 | 6037935 |
| **Sub TWU4.08-07-C (1~230 V, 50 Hz)** | 4 | 1.1 | Rp 2 | ≥0.4 | 6081620 | L | **1,172.–** | 4064430 | 6037935 |
| **Sub TWU4.08-07-C (3~400 V, 50 Hz)** | 4 | 1.1 | Rp 2 | ≥0.4 | 6081624 | L | **1,017.–** | 4064430 | 6037935 |
| **Sub TWU4.08-10-C (1~230 V, 50 Hz)** | 4 | 1.5 | Rp 2 | ≥0.4 | 6081621 | L | **1,388.–** | 4064430 | 6037935 |
| **Sub TWU4.08-10-C (3~400 V, 50 Hz)** | 4 | 1.5 | Rp 2 | ≥0.4 | 6081625 | L | **1,171.–** | 4064430 | 6037935 |
| **Sub TWU4.08-15-C (1~230 V, 50 Hz)** | 4 | 2.2 | Rp 2 | ≥0.4 | 6081622 | L | **1,805.–** | 4064430 | 6037935 |
| **Sub TWU4.08-15-C (3~400 V, 50 Hz)** | 4 | 2.2 | Rp 2 | ≥0.4 | 6081626 | L | **1,488.–** | 4064430 | 6037935 |
| **Sub TWU4.08-21-C (3~400 V, 50 Hz)** | 4 | 3 | Rp 2 | ≥0.4 | 6081627 | L | **2,101.–** | 4064431 | 6038901 |
| **Sub TWU4.08-29-C (3~400 V, 50 Hz)** | 4 | 5.5 | Rp 2 | ≥0.4 | 6081628 | L | **2,581.–** | 4064431 | 6038901 |
| **Sub TWU4.08-34-C (3~400 V, 50 Hz)** | 4 | 5.5 | Rp 2 | ≥0.4 | 6081629 | L | **3,252.–** | 4064431 | 6038901 |
| **Sub TWU4.08-39-C (3~400 V, 50 Hz)** | 4 | 5.5 | Rp 2 | ≥0.4 | 6081630 | C | **3,272.–** | 4064431 | 6038901 |
| **Sub TWU4.08-45-C (3~400 V, 50 Hz)** | 4 | 7.5 | Rp 2 | ≥0.4 | 6081631 | C | **3,999.–** | 4064431 | 6038901 |
| **Sub TWU4.08-51-C (3~400 V, 50 Hz)** | 4 | 7.5 | Rp 2 | ≥0.4 | 6081632 | C | **4,262.–** | 4064431 | 6038901 |
| **Sub TWU4.16-08-C (1~230 V, 50 Hz)** | 4 | 1.5 | Rp 2 | ≥0.4 | 6082862 | C | **1,351.–** | 4064430 | 6037935 |
| **Sub TWU4.16-08-C (3~400 V, 50 Hz)** | 4 | 1.5 | Rp 2 | ≥0.4 | 6082864 | L | **1,223.–** | 4064430 | 6037935 |
| **Sub TWU4.16-12-C (1~230 V, 50 Hz)** | 4 | 2.2 | Rp 2 | ≥0.4 | 6082863 | C | **1,479.–** | 4064430 | 6037935 |
| **Sub TWU4.16-12-C (3~400 V, 50 Hz)** | 4 | 2.2 | Rp 2 | ≥0.4 | 6082865 | L | **1,325.–** | 4064430 | 6037935 |
| **Sub TWU4.16-16-C (3~400 V, 50 Hz)** | 4 | 3 | Rp 2 | ≥0.4 | 6082866 | L | **1,498.–** | 4064431 | 6037936 |
| **Sub TWU4.16-21-C (3~400 V, 50 Hz)** | 4 | 4 | Rp 2 | ≥0.4 | 6082867 | C | **1,953.–** | 4064431 | 6037936 |
| **Sub TWU4.16-30-C (3~400 V, 50 Hz)** | 4 | 5.5 | Rp 2 | ≥0.4 | 6082868 | C | **2,312.–** | 4064431 | 6037936 |

🚚 = ready for delivery, L = supply availability, C = approx. 2 weeks, K = approx. 4 weeks, AX = up to 16 weeks delivery time, please inquire for every order, A = on request, 📞 = please contact Wilo
Subject to change – all prices do not include VAT. Our General Terms of Delivery and Service apply (see www.wilo.com/legal) – valid from 01/01/2022 in Germany.

| Cooling shroud | | | | | |
|---|---|---|---|---|---|
| **Type** | **Name** | **Description** | | **Price group** | |
| | | | | | EUR |
| 4064430 | Cooling shroud for 4" submersible pumps. | TWI 4.05-12-B | L | PG14 | **331.–** |
| 4064431 | Cooling shroud for 4" submersible pumps. | TWI 4.14-10-B | L | PG14 | **361.–** |
| 6037935 | Cooling shroud for 4" submersible pumps. | TWI 4.05-12-B | L | PG14 | **582.–** |
| 6038901 | Cooling shroud for 4" submersible pumps. | TWI 4.03-22-B | L | PG14 | **656.–** |



= ready for delivery, L = supply availability, C = approx. 2 weeks, K = approx. 4 weeks, AX = up to 16 weeks delivery time, please inquire for every order, A = on request, = please contact Wilo
Subject to change – all prices do not include VAT. Our General Terms of Delivery and Service apply (see www.wilo.com/legal) – valid from 01/01/2022 in Germany.



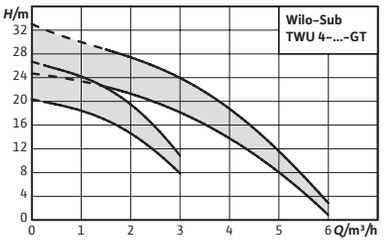


**Accessories** **Page**

Accessories 523

**Series extension**

## Wilo-Sub TWU 4-...-GT

### Construction
Multistage 4" submersible pump in jacketed construction for vertical and horizontal installation

### Application
- → Geothermal applications
- → For water supply from boreholes
- → For pumping water without long-fibre and abrasive constituents

### Scope of delivery
- → Hydraulics and motor ready assembled
- → Connection cable with drinking water approval (TWU 4-...-GT with 15 m cable; TWU 4-...-QC-GT with short cable and plug for rapid replacement)
- → Installation and operating instructions

### Options
- → Motor versions for special voltages 3~380 V, 60 Hz; 3~460 V, 60 Hz

### Your advantages
- → Low operating costs thanks to optimised hydraulics and efficient motors for targeted use in geothermal applications
- → High annual performance factor (JAZ) through increased system effectiveness
- → High operational reliability thanks to floating impellers and integrated non-return valve
- → Easy installation thanks to Quick-Connect variant for extending the motor cable easily and quickly

### Notice
**Attention: All pumps with direct starting motors.**

Submersible pumps in other versions **on request.**

**Costs for commissioning and function check on request.**

**Price group: PG5**

**Ordering information**

| Sub TWU 4-...-GT | Motor diameter | Rated power | Connection | Minimum efficiency index (MEI) | Art. no. | | | Art. no. for jacket pipe cooling (vertical) | Art. no. for jacket pipe cooling (horizontal) |
|---|---|---|---|---|---|---|---|---|---|
| | *DM* in | $P_2$ kW | | | | | | | |
| **Sub TWU 4.02-03-DM-D-GT** | 4 | 0.25 | Rp 1¼ | ≥0.7 | **6091418** | A | ✆ | 4064430 | 6037935 |
| **Sub TWU 4.02-03-DM-D-QC-GT** | 4 | 0.25 | Rp 1¼ | ≥0.7 | **6091417** | A | ✆ | 4064430 | 6037935 |
| **Sub TWU 4.02-04-DM-D-GT** | 4 | 0.25 | Rp 1¼ | ≥0.7 | **6091416** | A | ✆ | 4064430 | 6037935 |
| **Sub TWU 4.02-04-DM-D-QC-GT** | 4 | 0.25 | Rp 1¼ | ≥0.7 | **6091415** | A | ✆ | 4064430 | 6037935 |

🚚 = ready for delivery, L = supply availability, C = approx. 2 weeks, K = approx. 4 weeks, AX = up to 16 weeks delivery time, please inquire for every order, A = on request, ✆ = please contact Wilo
Subject to change – all prices do not include VAT. Our General Terms of Delivery and Service apply (see www.wilo.com/legal) – valid from 01/01/2022 in Germany.

**Sub TWU 4-...-GT**

**Price group: PG5**

## Ordering information

| Sub TWU 4-...-GT | Motor diameter | Rated power | Connection | Minimum efficiency index (MEI) | Art. no. | | | Art. no. for jacket pipe cooling (vertical) | Art. no. for jacket pipe cooling (horizontal) |
|---|---|---|---|---|---|---|---|---|---|
| | *DM* in | $P_2$ kW | | | | | | | |
| **Sub TWU 4.04-04-DM-D-GT** | 4 | 0.25 | Rp 1¼ | ≥0.7 | **6091414** | A | ✆ | 4064430 | 6037935 |
| **Sub TWU 4.04-04-DM-D-QC-GT** | 4 | 0.25 | Rp 1¼ | ≥0.7 | **6091413** | A | ✆ | 4064430 | 6037935 |
| **Sub TWU 4.04-05-DM-D-GT** | 4 | 0.37 | Rp 1¼ | ≥0.7 | **6091412** | A | ✆ | 4064430 | 6037935 |
| **Sub TWU 4.04-05-DM-D-QC-GT** | 4 | 0.37 | Rp 1¼ | ≥0.7 | **6091411** | A | ✆ | 4064430 | 6037935 |

## Cooling shroud

| Type | Name | Description | | Price group | |
|---|---|---|---|---|---|
| | | | | | EUR |
| 4064430 | Cooling shroud for 4" submersible pumps. | TWI 4.05-12-B | L | PG14 | **331.-** |
| 6037935 | Cooling shroud for 4" submersible pumps. | TWI 4.05-12-B | L | PG14 | **582.-** |

Water supply



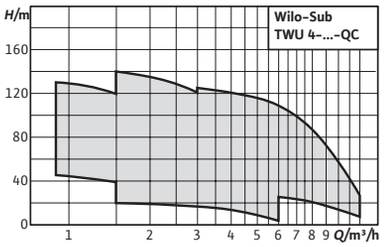


**Accessories** **Page**

Accessories 523

# Wilo-Sub TWU 4-QC

## Construction

Multistage 4" submersible pump in jacketed construction for vertical and horizontal installation

## Application

- For water supply from boreholes and rainwater storage tanks
- For domestic water supply, sprinkling and irrigation
- Lowering the water level
- For pumping water without long-fibre and abrasive constituents

## Scope of delivery

- Hydraulics + motor fully mounted
- 1.5 or 1.75 m connecting cable approved for drinking water (cross-section: 4x1.5 mm²)
- Single-phase version including switchbox with capacitor, thermal motor protection and On/Off switch
- Installation and operating instructions

## Your advantages

- Parts that come in contact with fluids are corrosion-free
- Integrated non-return valve
- Low-wearing due to floating impellers
- Maintenance-friendly motor
- Quick and easy extension of motor cable, without dismantling the hydraulics

## Options

- Motor versions for special voltages 1~230 V, 60 Hz; 3~380 V, 60 Hz

## Notice

**Important: All pumps with direct-starting motors.**

Borehole pumps available in other versions **on request.**

**Costs for commissioning and function check on request.**

**Price group: PG5**

**Ordering information**

| Sub TWU 4-QC | Motor diameter | Rated power | Connection | Minimum efficiency index (MEI) | Art. no. | | | Art. no. for jacket pipe cooling (vertical) | Art. no. for jacket pipe cooling (horizontal) |
|---|---|---|---|---|---|---|---|---|---|
| | *DM* in | $P_2$ kW | | | | | EUR | | |
| **Sub TWU 4.02-07-C-QC (3~400 V, 50 Hz)** | 4 | 0.37 | Rp 1¼ | ≥0.7 | 6046682 | C | **878.–** | 4064430 | 6037935 |
| **Sub TWU 4.02-07-C-QC (1~230 V, 50 Hz)** | 4 | 0.37 | Rp 1¼ | ≥0.7 | 6046685 | C | **970.–** | 4064430 | 6037935 |
| **Sub TWU 4.02-10-C-QC (3~400 V, 50 Hz)** | 4 | 0.55 | Rp 1¼ | ≥0.7 | 6046681 | C | **932.–** | 4064430 | 6037935 |

= ready for delivery, L = supply availability, C = approx. 2 weeks, K = approx. 4 weeks, AX = up to 16 weeks delivery time, please inquire for every order, A = on request, = please contact Wilo
Subject to change – all prices do not include VAT. Our General Terms of Delivery and Service apply (see www.wilo.com/legal) – valid from 01/01/2022 in Germany.

Price group: PG5

## Ordering information

| Sub TWU 4-QC | Motor diameter | Rated power | Connection | Minimum efficiency index (MEI) | Art. no. | | | Art. no. for jacket pipe cooling (vertical) | Art. no. for jacket pipe cooling (horizontal) |
|---|---|---|---|---|---|---|---|---|---|
| | *DM* in | $P_2$ kW | | | | 🚚 | EUR | | |
| **Sub TWU 4.02-10-C-QC (1~230 V, 50 Hz)** | 4 | 0.55 | Rp 1¼ | ≥0.7 | 6046684 | C | **1,019.–** | 4064430 | 6037935 |
| **Sub TWU 4.02-14-C-QC (3~400 V, 50 Hz)** | 4 | 0.75 | Rp 1¼ | ≥0.7 | 6046680 | C | **989.–** | 4064430 | 6037935 |
| **Sub TWU 4.02-14-C-QC (1~230 V, 50 Hz)** | 4 | 0.75 | Rp 1¼ | ≥0.7 | 6046683 | C | **1,089.–** | 4064430 | 6037935 |
| **Sub TWU 4.02-20-C-QC (1~230 V, 50 Hz)** | 4 | 1.1 | Rp 1¼ | ≥0.7 | 6049365 | C | **1,298.–** | 4064430 | 6037935 |
| **Sub TWU 4.04-05-C-QC (1~230 V, 50 Hz)** | 4 | 0.37 | Rp 1¼ | ≥0.7 | 6049366 | C | **933.–** | 4064430 | 6037935 |
| **Sub TWU 4.02-20-C-QC (3~400 V, 50 Hz)** | 4 | 1.1 | Rp 1¼ | ≥0.7 | 6049372 | C | **1,218.–** | 4064430 | 6037935 |
| **Sub TWU 4.04-07-C-QC (1~230 V, 50 Hz)** | 4 | 0.55 | Rp 1¼ | ≥0.7 | 6049367 | C | **958.–** | 4064430 | 6037935 |
| **Sub TWU 4.04-05-C-QC (3~400 V, 50 Hz)** | 4 | 0.37 | Rp 1¼ | ≥0.7 | 6049373 | L | **863.–** | 4064430 | 6037935 |
| **Sub TWU 4.04-09-C-QC (1~230 V, 50 Hz)** | 4 | 0.75 | Rp 1¼ | ≥0.7 | 6049368 | C | **1,048.–** | 4064430 | 6037935 |
| **Sub TWU 4.04-07-C-QC (3~400 V, 50 Hz)** | 4 | 0.55 | Rp 1¼ | ≥0.7 | 6049374 | L | **904.–** | 4064430 | 6037935 |
| **Sub TWU 4.04-14-C-QC (1~230 V, 50 Hz)** | 4 | 1.1 | Rp 1¼ | ≥0.7 | 6049369 | C | **1,244.–** | 4064430 | 6037935 |
| **Sub TWU 4.04-09-C-QC (3~400 V, 50 Hz)** | 4 | 0.75 | Rp 1¼ | ≥0.7 | 6049375 | L | **958.–** | 4064430 | 6037935 |
| **Sub TWU 4.04-14-C-QC (3~400 V, 50 Hz)** | 4 | 1.1 | Rp 1¼ | ≥0.7 | 6049376 | L | **1,151.–** | 4064430 | 6037935 |
| **Sub TWU 4.04-18-C-QC (3~400 V, 50 Hz)** | 4 | 1.5 | Rp 1¼ | ≥0.7 | 6049377 | C | **1,449.–** | 4064430 | 6037935 |
| **Sub TWU 4.04-27-C-QC (3~400 V, 50 Hz)** | 4 | 2.2 | Rp 1¼ | ≥0.7 | 6049378 | C | **1,721.–** | 4064430 | 6037935 |
| **Sub TWU 4.04-35-C-QC (3~400 V, 50 Hz)** | 4 | 3 | Rp 1¼ | ≥0.7 | 6049379 | C | **1,991.–** | 4064431 | 6038901 |
| **Sub TWU4.08-05-C-QC (1~230 V, 50 Hz)** | 4 | 0.75 | Rp 2 | ≥0.4 | 6081633 | C | **1,126.–** | 4064430 | 6037935 |
| **Sub TWU4.08-05-C-QC (3~400 V, 50 Hz)** | 4 | 0.75 | Rp 2 | ≥0.4 | 6081635 | C | **1,000.–** | 4064430 | 6037935 |
| **Sub TWU4.08-07-C-QC (1~230 V, 50 Hz)** | 4 | 1.1 | Rp 2 | ≥0.4 | 6081634 | C | **1,291.–** | 4064430 | 6037935 |
| **Sub TWU4.08-07-C-QC (3~400 V, 50 Hz)** | 4 | 1.1 | Rp 2 | ≥0.4 | 6081636 | C | **1,135.–** | 4064430 | 6037935 |
| **Sub TWU4.08-10-C-QC (3~400 V, 50 Hz)** | 4 | 1.5 | Rp 2 | ≥0.4 | 6081637 | C | **1,290.–** | 4064430 | 6037935 |
| **Sub TWU4.08-15-C-QC (3~400 V, 50 Hz)** | 4 | 2.2 | Rp 2 | ≥0.4 | 6081638 | C | **1,604.–** | 4064430 | 6037935 |
| **Sub TWU4.08-21-C-QC (3~400 V, 50 Hz)** | 4 | 3 | Rp 2 | ≥0.4 | 6081639 | C | **2,219.–** | 4064431 | 6038901 |

## Cooling shroud

| Type | Name | Description | | Price group | |
|---|---|---|---|---|---|
| | | | 🚚 | | EUR |
| 4064430 | Cooling shroud for 4" submersible pumps. | TWI 4.05-12-B | L | PG14 | **331.–** |
| 4064431 | Cooling shroud for 4" submersible pumps. | TWI 4.14-10-B | L | PG14 | **361.–** |
| 6037935 | Cooling shroud for 4" submersible pumps. | TWI 4.05-12-B | L | PG14 | **582.–** |
| 6038901 | Cooling shroud for 4" submersible pumps. | TWI 4.03-22-B | L | PG14 | **656.–** |

🚚 = ready for delivery, L = supply availability, C = approx. 2 weeks, K = approx. 4 weeks, AX = up to 16 weeks delivery time, please inquire for every order, A = on request, 📞 = please contact Wilo
Subject to change – all prices do not include VAT. Our General Terms of Delivery and Service apply (see www.wilo.com/legal) – valid from 01/01/2022 in Germany.

**Price group: PG14**

**Electrical supply cable for TWU 4...-QC**

| | Description | | Cable length | Art. no. | | |
|---|---|---|---|---|---|---|
| | | | *D* m | | | EUR |
| **Motor cable QC 4 x 1,5 mm², 10 m** | Quick-connecting cable for fast and easy extension of the motor cable on TWU 4-QC pumps | - | 10.0 | 4087121 | L | **378.-** |
| **Motor cable QC 4 x 1,5 mm², 20 m** | Quick-connecting cable for fast and easy extension of the motor cable on TWU 4-QC pumps | - | 20.0 | 4440091 | L | **426.-** |
| **Motor cable QC 4 x 1,5 mm², 30 m** | | | 30.0 | 4087122 | L | **478.-** |
| **Motor cable QC 4 x 1,5 mm², 50 m** | | | 50.0 | 4087129 | L | **574.-** |
| **Motor cable QC 4 x 1,5 mm², 80 m** | | | 80.0 | 4087130 | L | **708.-** |
| **Motor cable QC 4 x 1,5 mm², 100 m** | Quick-connecting cable for fast and easy extension of the motor cable on TWU 4-QC pumps | - | 100.0 | 4087131 | K | **814.-** |
| **Motor cable QC 4 x 2,5 mm², 50 m** | | | 50.0 | 4087132 | L | **769.-** |
| **Motor cable QC 4 x 2,5 mm², 80 m** | | | 80.0 | 4087136 | K | **1,018.-** |
| **Motor cable QC 4 x 2,5 mm², 100 m** | | | 100.0 | 4087137 | K | **1,191.-** |
| **motor cable kit QC 4 x 1.5 mm², 1.5 m** | Quick connection motor cable (comprising flat cable with plug connections) for replacing the standard cable with bare cable ends of Wilo-submersible pumps TWU 4-...-C,TWI 4-...-C and TWI 6-...-C (with 4" motor). The kit enables a simple and rapid retroactive extension with quick-connect cables (available separately). | 4 x 1.5 mm² (length: 1.5 m) | 1.5 | 4096206 | C | **58.-** |
| **motor cable kit QC 4 x 1.5 mm², 2.5 m** | | 4 x 1.5 mm² (length: 2.5 m) | 2.5 | 4096207 | K | **60.-** |
| **motor cable kit QC AISI 316, 4 x 1.5 mm², 1.5 m** | Quick connection motor cable (comprising flat cable with plug connections) for replacing the standard cable with bare cable ends of Wilo-submersible pumps TWU 4-...-CI; TWI 4-...-CI and TWI 6-...-CI (with 4" motor). The kit enables a simple and rapid retroactive extension with quick-connect cables (available separately). | AISI 316, 4 x 1.5 mm², 1.5 m | 1.5 | 6080134 | L | **65.-** |

= ready for delivery, L = supply availability, C = approx. 2 weeks, K = approx. 4 weeks, AX = up to 16 weeks delivery time, please inquire for every order, A = on request, = please contact Wilo
Subject to change – all prices do not include VAT. Our General Terms of Delivery and Service apply (see www.wilo.com/legal) – valid from 01/01/2022 in Germany.

**Sub TWU 4-QC**



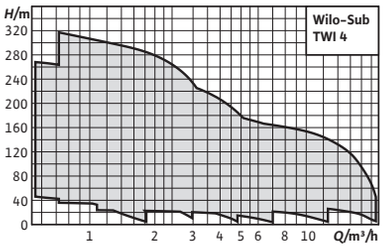


| Accessories | Page |
|---|---|
| Accessories | 523 |

**Series extension**

# Wilo-Sub TWI 4

## Construction
Multistage 4" submersible pump in tie strap version for vertical or horizontal installation

## Application
- For water and drinking water supply from boreholes and rainwater storage
- Process water supply
- For municipal water supply, sprinkling and irrigation
- Pressure boosting
- Lowering of the water level
- For pumping water in industrial applications
- For pumping water without long-fibre and abrasive constituents

## Scope of delivery
- Hydraulics + motor completely assembled
- 1.5/2.5 m connection cable drinking water approval (cross-section: 4 x 1.5 mm²)
- Single-phase version including switchbox with capacitor and On/Off switch

## Your advantages
- Long service life thanks to corrosion-resistant stainless steel, optionally available in V4A quality
- ACS certified for drinking water applications
- A high degree of flexibility thanks to versions in the 4, 6, 8 and 10-inch area
- High range of performance from 1 to 250 m³/h

- Installation and operating instructions

## Options
- Hydraulics in stainless steel 1.4401
- Motor in stainless steel 1.4401
- 60 Hz version

## Notice
Submersible pumps in other versions **on request.**

**Costs for commissioning and function check on request.**

**Price group: PG5**

**Ordering information**

| Sub TWI 4 | Motor diameter | Rated power | Connection | Minimum efficiency index (MEI) | Art. no. | | | Art. no. for jacket pipe cooling (vertical) | Art. no. for jacket pipe cooling (horizontal) |
|---|---|---|---|---|---|---|---|---|---|
| | *DM* in | $P_2$ kW | | | | 🚚 | EUR | | |
| **Sub TWI 4.01-09-D (1~230 V, 50 Hz)** | 4 | 0.37 | Rp 1¼ | ≥0.4 | **6091301** | L | **924.-** | 6091819 | 6091818 |
| **Sub TWI 4.01-14-D (1~230 V, 50 Hz)** | 4 | 0.55 | Rp 1¼ | ≥0.4 | **6091303** | L | **1,041.-** | 6091819 | 6091818 |
| **Sub TWI 4.01-18-D (1~230 V, 50 Hz)** | 4 | 0.55 | Rp 1¼ | ≥0.4 | **6091305** | C | **1,107.-** | 6091819 | 6091817 |
| **Sub TWI 4.01-21-D (1~230 V, 50 Hz)** | 4 | 0.75 | Rp 1¼ | ≥0.4 | **6091307** | C | **1,185.-** | 4064430 | 6037935 |

🚚 = ready for delivery, L = supply availability, C = approx. 2 weeks, K = approx. 4 weeks, AX = up to 16 weeks delivery time, please inquire for every order, A = on request, 📞 = please contact Wilo
Subject to change – all prices do not include VAT. Our General Terms of Delivery and Service apply (see www.wilo.com/legal) – valid from 01/01/2022 in Germany.

**Price group: PG5**

**Ordering information**

| Sub TWI 4 | Motor diameter | Rated power | Connection | Minimum efficiency index (MEI) | Art. no. | | | Art. no. for jacket pipe cooling (vertical) | Art. no. for jacket pipe cooling (horizontal) |
|---|---|---|---|---|---|---|---|---|---|
| | *DM* in | $P_2$ kW | | | | | EUR | | |
| **Sub TWI 4.01-28-D (1~230 V, 50 Hz)** | 4 | 1.1 | Rp 1¼ | ≥0.4 | **6091309** | C | **1,392.–** | 4064430 | 6038901 |
| **Sub TWI 4.01-36-D (1~230 V, 50 Hz)** | 4 | 1.1 | Rp 1¼ | ≥0.4 | **6091311** | C | **1,578.–** | 4064430 | 6038901 |
| **Sub TWI 4.01-42-D (1~230 V, 50 Hz)** | 4 | 1.5 | Rp 1¼ | ≥0.4 | **6091313** | C | **1,827.–** | 4064430 | 6038901 |
| **Sub TWI 4.01-09-D (3~400 V, 50 Hz)** | 4 | 0.37 | Rp 1¼ | ≥0.4 | **6091300** | C | **807.–** | 6091819 | 6091818 |
| **Sub TWI 4.01-14-D (3~400 V, 50 Hz)** | 4 | 0.55 | Rp 1¼ | ≥0.4 | **6091302** | L | **896.–** | 6091819 | 6091818 |
| **Sub TWI 4.01-18-D (3~400 V, 50 Hz)** | 4 | 0.55 | Rp 1¼ | ≥0.4 | **6091304** | C | **964.–** | 6091819 | 6091817 |
| **Sub TWI 4.01-21-D (3~400 V, 50 Hz)** | 4 | 0.75 | Rp 1¼ | ≥0.4 | **6091306** | L | **1,033.–** | 6091819 | 6091817 |
| **Sub TWI 4.01-28-D (3~400 V, 50 Hz)** | 4 | 1.1 | Rp 1¼ | ≥0.4 | **6091308** | C | **1,230.–** | 4064430 | 6038901 |
| **Sub TWI 4.01-36-D (3~400 V, 50 Hz)** | 4 | 1.1 | Rp 1¼ | ≥0.4 | **6091310** | C | **1,417.–** | 4064430 | 6038901 |
| **Sub TWI 4.01-42-D (3~400 V, 50 Hz)** | 4 | 1.5 | Rp 1¼ | ≥0.4 | **6091312** | C | **1,656.–** | 4064430 | 6038901 |
| **Sub TWI 4.02-09-D (1~230 V, 50 Hz)** | 4 | 0.55 | Rp 1¼ | ≥0.4 | **6091315** | L | **1,003.–** | 6091819 | 6091818 |
| **Sub TWI 4.02-13-D (1~230 V, 50 Hz)** | 4 | 0.75 | Rp 1¼ | ≥0.7 | **6091317** | L | **1,110.–** | 4064430 | 6037935 |
| **Sub TWI 4.02-18-D (1~230 V, 50 Hz)** | 4 | 1.1 | Rp 1¼ | ≥0.7 | **6091319** | C | **1,275.–** | 4064430 | 6037935 |
| **Sub TWI 4.02-23-D (1~230 V, 50 Hz)** | 4 | 1.1 | Rp 1¼ | ≥0.7 | **6091321** | L | **1,354.–** | 4064430 | 6038901 |
| **Sub TWI 4.02-28-D (1~230 V, 50 Hz)** | 4 | 1.5 | Rp 1¼ | ≥0.7 | **6091323** | C | **1,582.–** | 4064430 | 6038901 |
| **Sub TWI 4.02-33-D (1~230 V, 50 Hz)** | 4 | 1.5 | Rp 1¼ | ≥0.7 | **6091325** | C | **1,708.–** | 4064430 | 6038901 |
| **Sub TWI 4.02-40-D (1~230 V, 50 Hz)** | 4 | 2.2 | Rp 1¼ | ≥0.7 | **6091327** | C | **2,065.–** | 4064431 | 6037936 |
| **Sub TWI 4.02-48-D (1~230 V, 50 Hz)** | 4 | 2.2 | Rp 1¼ | ≥0.7 | **6091329** | C | **2,280.–** | 4064431 | 6037936 |
| **Sub TWI 4.02-09-D (3~400 V, 50 Hz)** | 4 | 0.55 | Rp 1¼ | ≥0.7 | **6091314** | L | **816.–** | 6091819 | 6091818 |
| **Sub TWI 4.02-13-D (3~400 V, 50 Hz)** | 4 | 0.75 | Rp 1¼ | ≥0.7 | **6091316** | L | **910.–** | 6091819 | 6091818 |
| **Sub TWI 4.02-18-D (3~400 V, 50 Hz)** | 4 | 1.1 | Rp 1¼ | ≥0.7 | **6091318** | C | **1,065.–** | 4064430 | 6037935 |
| **Sub TWI 4.02-23-D (3~400 V, 50 Hz)** | 4 | 1.1 | Rp 1¼ | ≥0.7 | **6091320** | C | **1,144.–** | 4064430 | 6038901 |
| **Sub TWI 4.02-28-D (3~400 V, 50 Hz)** | 4 | 1.5 | Rp 1¼ | ≥0.7 | **6091322** | C | **1,309.–** | 4064430 | 6038901 |
| **Sub TWI 4.02-33-D (3~400 V, 50 Hz)** | 4 | 1.5 | Rp 1¼ | ≥0.7 | **6091324** | C | **1,439.–** | 4064430 | 6038901 |
| **Sub TWI 4.02-40-D (3~400 V, 50 Hz)** | 4 | 2.2 | Rp 1¼ | ≥0.7 | **6091326** | C | **1,751.–** | 4064430 | 6038901 |
| **Sub TWI 4.02-48-D (3~400 V, 50 Hz)** | 4 | 2.2 | Rp 1¼ | ≥0.7 | **6091328** | C | **1,964.–** | 4064430 | 6091821 |
| **Sub TWI 4.03-06-D (1~230 V, 50 Hz)** | 4 | 0.55 | Rp 1¼ | ≥0.7 | **6091331** | L | **954.–** | 6091819 | 6091818 |
| **Sub TWI 4.03-09-D (1~230 V, 50 Hz)** | 4 | 0.75 | Rp 1¼ | ≥0.7 | **6091333** | L | **1,047.–** | 4064430 | 6037935 |
| **Sub TWI 4.03-12-CI (1~230 V, 50 Hz)** | 4 | 1.1 | Rp 1¼ | ≥0.7 | **6091335** | L | **1,183.–** | 4064430 | 6037935 |
| **Sub TWI 4.03-15-D (1~230 V, 50 Hz)** | 4 | 1.1 | Rp 1¼ | ≥0.7 | **6091337** | C | **1,230.–** | 4064430 | 6037935 |
| **Sub TWI 4.03-18-D (1~230 V, 50 Hz)** | 4 | 1.5 | Rp 1¼ | ≥0.7 | **6091339** | L | **1,417.–** | 4064430 | 6037935 |
| **Sub TWI 4.03-22-D (1~230 V, 50 Hz)** | 4 | 1.5 | Rp 1¼ | ≥0.7 | **6091341** | C | **1,480.–** | 4064430 | 6038901 |
| **Sub TWI 4.03-25-D (1~230 V, 50 Hz)** | 4 | 2.2 | Rp 1¼ | ≥0.7 | **6091343** | C | **1,752.–** | 4064431 | 6037936 |
| **Sub TWI 4.03-29-D (1~230 V, 50 Hz)** | 4 | 2.2 | Rp 1¼ | ≥0.7 | **6091345** | C | **1,823.–** | 4064431 | 6037936 |
| **Sub TWI 4.03-33-D (1~230 V, 50 Hz)** | 4 | 2.2 | Rp 1¼ | ≥0.7 | **6091347** | C | **2,114.–** | 4064431 | 6037936 |
| **Sub TWI 4.03-06-D (3~400 V, 50 Hz)** | 4 | 0.55 | Rp 1¼ | ≥0.7 | **6091330** | L | **770.–** | 6091819 | 6091818 |
| **Sub TWI 4.03-09-D (3~400 V, 50 Hz)** | 4 | 0.75 | Rp 1¼ | ≥0.7 | **6091332** | L | **850.–** | 6091819 | 6091818 |
| **Sub TWI 4.03-12-D (3~400 V, 50 Hz)** | 4 | 1.1 | Rp 1¼ | ≥0.7 | **6091334** | L | **971.–** | 4064430 | 6037935 |
| **Sub TWI 4.03-15-D (3~400 V, 50 Hz)** | 4 | 1.1 | Rp 1¼ | ≥0.7 | **6091336** | L | **1,018.–** | 4064430 | 6037935 |
| **Sub TWI 4.03-18-D (3~400 V, 50 Hz)** | 4 | 1.5 | Rp 1¼ | ≥0.7 | **6091338** | L | **1,151.–** | 4064430 | 6037935 |
| **Sub TWI 4.03-22-D (3~400 V, 50 Hz)** | 4 | 1.5 | Rp 1¼ | ≥0.7 | **6091340** | L | **1,206.–** | 4064430 | 6038901 |
| **Sub TWI 4.03-25-D (3~400 V, 50 Hz)** | 4 | 2.2 | Rp 1¼ | ≥0.7 | **6091342** | C | **1,408.–** | 4064430 | 6038901 |
| **Sub TWI 4.03-29-D (3~400 V, 50 Hz)** | 4 | 2.2 | Rp 1¼ | ≥0.7 | **6091344** | C | **1,603.–** | 4064430 | 6038901 |
| **Sub TWI 4.03-33-D (3~400 V, 50 Hz)** | 4 | 2.2 | Rp 1¼ | ≥0.7 | **6091346** | C | **1,902.–** | 4064430 | 6038901 |

= ready for delivery, L = supply availability, C = approx. 2 weeks, K = approx. 4 weeks, AX = up to 16 weeks delivery time, please inquire for every order, A = on request, = please contact Wilo
Subject to change – all prices do not include VAT. Our General Terms of Delivery and Service apply (see www.wilo.com/legal) – valid from 01/01/2022 in Germany.

Price group: PG5

## Ordering information

| Sub TWI 4 | Motor diameter | Rated power | Con-nection | Minimum efficiency index (MEI) | Art. no. | | | Art. no. for jacket pipe cooling (vertical) | Art. no. for jacket pipe cooling (horizontal) |
|---|---|---|---|---|---|---|---|---|---|
| | *DM* in | $P_2$ kW | | | | | EUR | | |
| **Sub TWI 4.03-39-D (3~400 V, 50 Hz)** | 4 | 3 | Rp 1¼ | ≥0.7 | **6091348** | C | **2,368.–** | 4064430 | 6038901 |
| **Sub TWI 4.03-45-D (3~400 V, 50 Hz)** | 4 | 3 | Rp 1¼ | ≥0.7 | **6091349** | C | **2,732.–** | 4064430 | 6091821 |
| **Sub TWI 4.05-04-D (1~230 V, 50 Hz)** | 4 | 0.55 | Rp 1½ | ≥0.4 | **6091351** | L | **933.–** | 6091819 | 6091818 |
| **Sub TWI 4.05-06-D (1~230 V, 50 Hz)** | 4 | 0.55 | Rp 1½ | ≥0.4 | **6091353** | L | **996.–** | 6091819 | 6091818 |
| **Sub TWI 4.05-08-D (1~230 V, 50 Hz)** | 4 | 0.75 | Rp 1½ | ≥0.4 | **6091355** | L | **1,043.–** | 4064430 | 6037935 |
| **Sub TWI 4.05-12-D (1~230 V, 50 Hz)** | 4 | 1.5 | Rp 1½ | ≥0.4 | **6091357** | L | **1,272.–** | 4064430 | 6037935 |
| **Sub TWI 4.05-17-D (1~230 V, 50 Hz)** | 4 | 2.2 | Rp 1½ | ≥0.4 | **6091359** | C | **1,637.–** | 4064431 | 6037937 |
| **Sub TWI 4.05-21-D (1~230 V, 50 Hz)** | 4 | 2.2 | Rp 1½ | ≥0.4 | **6091361** | C | **1,697.–** | 4064431 | 6037937 |
| **Sub TWI 4.05-25-D (1~230 V, 50 Hz)** | 4 | 2.2 | Rp 1½ | ≥0.4 | **6091363** | C | **1,763.–** | 4064431 | 6037936 |
| **Sub TWI 4.05-04-D (3~400 V, 50 Hz)** | 4 | 0.55 | Rp 1½ | ≥0.4 | **6091350** | L | **896.–** | 6091818 | 6091819 |
| **Sub TWI 4.05-06-D (3~400 V, 50 Hz)** | 4 | 0.55 | Rp 1½ | ≥0.4 | **6091352** | L | **926.–** | 6091818 | 6091819 |
| **Sub TWI 4.05-08-D (3~400 V, 50 Hz)** | 4 | 0.75 | Rp 1½ | ≥0.4 | **6091354** | L | **1,013.–** | 6091818 | 6091819 |
| **Sub TWI 4.05-12-D (3~400 V, 50 Hz)** | 4 | 1.5 | Rp 1½ | ≥0.4 | **6091356** | L | **1,063.–** | 6037935 | 4064430 |
| **Sub TWI 4.05-17-D (3~400 V, 50 Hz)** | 4 | 2.2 | Rp 1½ | ≥0.4 | **6091358** | L | **1,290.–** | 6037935 | 4064430 |
| **Sub TWI 4.05-21-D (3~400 V, 50 Hz)** | 4 | 2.2 | Rp 1½ | ≥0.4 | **6091360** | L | **1,351.–** | 6038901 | 4064430 |
| **Sub TWI 4.05-25-D (3~400 V, 50 Hz)** | 4 | 2.2 | Rp 1½ | ≥0.4 | **6091362** | L | **1,417.–** | 6038901 | 4064430 |
| **Sub TWI 4.05-33-D (3~400 V, 50 Hz)** | 4 | 3 | Rp 1½ | ≥0.4 | **6091364** | C | **1,985.–** | 6038901 | 4064430 |
| **Sub TWI 4.09-05-D (1~230 V, 50 Hz)** | 4 | 1.1 | Rp 2 | ≥0.4 | **6091366** | C | **1,264.–** | 4064430 | 6037935 |
| **Sub TWI 4.09-07-D (1~230 V, 50 Hz)** | 4 | 1.1 | Rp 2 | ≥0.4 | **6091368** | L | **1,346.–** | 4064430 | 6037935 |
| **Sub TWI 4.09-10-D (1~230 V, 50 Hz)** | 4 | 1.5 | Rp 2 | ≥0.4 | **6091370** | L | **1,621.–** | 4064430 | 6038901 |
| **Sub TWI 4.09-12-D (1~230 V, 50 Hz)** | 4 | 2.2 | Rp 2 | ≥0.4 | **6091372** | L | **1,868.–** | 4064431 | 6037936 |
| **Sub TWI 4.09-15-D (1~230 V, 50 Hz)** | 4 | 2.2 | Rp 2 | ≥0.4 | **6091374** | L | **2,064.–** | 4064431 | 6037936 |
| **Sub TWI 4.09-05-D (3~400 V, 50 Hz)** | 4 | 1.1 | Rp 2 | ≥0.4 | **6091365** | C | **1,048.–** | 4064430 | 6037935 |
| **Sub TWI 4.09-07-D (3~400 V, 50 Hz)** | 4 | 1.1 | Rp 2 | ≥0.4 | **6091367** | L | **1,132.–** | 4064430 | 6037935 |
| **Sub TWI 4.09-10-D (3~400 V, 50 Hz)** | 4 | 1.5 | Rp 2 | ≥0.4 | **6091369** | L | **1,349.–** | 4064430 | 6038901 |
| **Sub TWI 4.09-12-D (3~400 V, 50 Hz)** | 4 | 2.2 | Rp 2 | ≥0.4 | **6091371** | C | **1,561.–** | 4064430 | 6038901 |
| **Sub TWI 4.09-15-D (3~400 V, 50 Hz)** | 4 | 2.2 | Rp 2 | ≥0.4 | **6091373** | L | **1,711.–** | 4064430 | 6038901 |
| **Sub TWI 4.09-18-D (3~400 V, 50 Hz)** | 4 | 3 | Rp 2 | ≥0.4 | **6091375** | L | **2,244.–** | 4064431 | 6037936 |
| **Sub TWI 4.14-04-D (1~230 V, 50 Hz)** | 4 | 1.1 | Rp 2 | ≥0.4 | **6091377** | C | **1,398.–** | 4064430 | 6037935 |
| **Sub TWI 4.14-06-D (1~230 V, 50 Hz)** | 4 | 1.5 | Rp 2 | ≥0.4 | **6091379** | C | **1,736.–** | 4064430 | 6038901 |
| **Sub TWI 4.14-08-D (1~230 V, 50 Hz)** | 4 | 2.2 | Rp 2 | ≥0.4 | **6091381** | C | **2,168.–** | 4064431 | 6037936 |
| **Sub TWI 4.14-04-D (3~400 V, 50 Hz)** | 4 | 1.1 | Rp 2 | ≥0.4 | **6091376** | L | **1,236.–** | 6037935 | 4064430 |
| **Sub TWI 4.14-06-D (3~400 V, 50 Hz)** | 4 | 1.5 | Rp 2 | ≥0.4 | **6091378** | C | **1,501.–** | 6038901 | 4064430 |
| **Sub TWI 4.14-08-D (3~400 V, 50 Hz)** | 4 | 2.2 | Rp 2 | ≥0.4 | **6091380** | L | **1,868.–** | 6038901 | 4064430 |
| **Sub TWI 4.14-11-D (3~400 V, 50 Hz)** | 4 | 3 | Rp 2 | ≥0.4 | **6091382** | L | **2,381.–** | 6037936 | 4064431 |
| **Sub TWI 4.14-13-D (3~400 V, 50 Hz)** | 4 | 3 | Rp 2 | ≥0.4 | **6091383** | L | **2,605.–** | 6037936 | 4064431 |
| **Sub TWI 4.03-52-C (3~400 V, 50 Hz)** | 4 | 3.7 | Rp 1¼ | ≥0.7 | 6072926 | C | **3,023.–** | 4064431 | 6091820 |
| **Sub TWI 4.05-38-C (3~400 V, 50 Hz)** | 4 | 3.7 | Rp 1½ | ≥0.4 | 6072935 | K | **2,267.–** | 6037936 | 4064431 |
| **Sub TWI 4.05-44-C (3~400 V, 50 Hz)** | 4 | 4 | Rp 1½ | ≥0.4 | 6072936 | K | **2,529.–** | 6037936 | 4064431 |
| **Sub TWI 4.09-21-C (3~400 V, 50 Hz)** | 4 | 3.7 | Rp 2 | ≥0.4 | 6072943 | L | **2,491.–** | 4064431 | 6037936 |
| **Sub TWI 4.09-25-C (3~400 V, 50 Hz)** | 4 | 3.7 | Rp 2 | ≥0.4 | 6072944 | L | **2,667.–** | 4064431 | 6091820 |
| **Sub TWI 4.09-30-C (3~400 V, 50 Hz)** | 4 | 5.5 | Rp 2 | ≥0.4 | 6072945 | K | **3,270.–** | 4064431 | 6091820 |
| **Sub TWI 4.09-37-C (3~400 V, 50 Hz)** | 4 | 5.5 | Rp 2 | ≥0.4 | 6072946 | L | **3,582.–** | 4064431 | 6091820 |
| **Sub TWI 4.14-15-C (3~400 V, 50 Hz)** | 4 | 4 | Rp 2 | ≥0.4 | 6081548 | L | **3,243.–** | 6091820 | 4064431 |

= ready for delivery, L = supply availability, C = approx. 2 weeks, K = approx. 4 weeks, AX = up to 16 weeks delivery time, please inquire for every order, A = on request, = please contact Wilo
Subject to change – all prices do not include VAT. Our General Terms of Delivery and Service apply (see www.wilo.com/legal) – valid from 01/01/2022 in Germany.

**Price group: PG5**

## Ordering information

| Sub TWI 4 | Motor diameter | Rated power | Connection | Minimum efficiency index (MEI) | Art. no. | | | Art. no. for jacket pipe cooling (vertical) | Art. no. for jacket pipe cooling (horizontal) |
|---|---|---|---|---|---|---|---|---|---|
| | *DM* in | $P_2$ kW | | | | | EUR | | |
| **Sub TWI 4.14-17-C (3~400 V, 50 Hz)** | 4 | 4 | Rp 2 | ≥0.4 | 6081549 | L | **3,481.–** | 6091820 | 4064431 |
| **Sub TWI 4.14-20-C (3~400 V, 50 Hz)** | 4 | 5.5 | Rp 2 | ≥0.4 | 6081550 | L | **3,954.–** | 6091820 | 4064431 |
| **Sub TWI 4.14-23-C (3~400 V, 50 Hz)** | 4 | 5.5 | Rp 2 | ≥0.4 | 6081551 | L | **4,288.–** | 6091820 | 4064431 |
| **Sub TWI 4.14-27-C (3~400 V, 50 Hz)** | 4 | 7.5 | Rp 2 | ≥0.4 | 6081552 | C | **5,511.–** | 6038904 | 4064432 |
| **Sub TWI 4.14-31-C (3~400 V, 50 Hz)** | 4 | 7.5 | Rp 2 | ≥0.4 | 6081553 | C | **5,976.–** | 6038904 | 4064432 |

## Cooling shroud

| Type | Name | Description | | Price group | |
|---|---|---|---|---|---|
| | | | | | EUR |
| 4064430 | Cooling shroud for 4" submersible pumps. | TWI 4.05-12-B | L | PG14 | **331.–** |
| 6037935 | Cooling shroud for 4" submersible pumps. | TWI 4.05-12-B | L | PG14 | **582.–** |
| 4064431 | Cooling shroud for 4" submersible pumps. | TWI 4.14-10-B | L | PG14 | **361.–** |
| 4064432 | Cooling shroud for 4" submersible pumps. | TWI 4.14-25-B | L | PG14 | **401.–** |
| 6037936 | Cooling shroud for 4" submersible pumps. | TWI 4.14-10-B | L | PG14 | **665.–** |
| 6037937 | Cooling shroud for 4" submersible pumps. | TWI 4.14-05-B | L | PG14 | **618.–** |
| 6038901 | Cooling shroud for 4" submersible pumps. | TWI 4.03-22-B | L | PG14 | **656.–** |
| 6038903 | Cooling shroud for 4" submersible pumps. | TWI 4.14-18-B | L | PG14 | **723.–** |
| 6038904 | Cooling shroud for 4" submersible pumps. | TWI 4.14-25-B | L | PG14 | **801.–** |

= ready for delivery, L = supply availability, C = approx. 2 weeks, K = approx. 4 weeks, AX = up to 16 weeks delivery time, please inquire for every order, A = on request, = please contact Wilo
Subject to change – all prices do not include VAT. Our General Terms of Delivery and Service apply (see www.wilo.com/legal) – valid from 01/01/2022 in Germany.



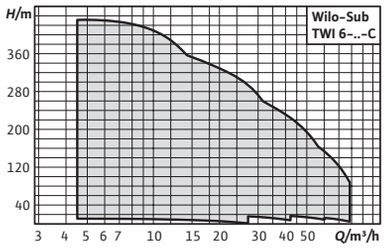


| Accessories | Page |
|---|---|
| Accessories | 523 |

# Wilo-Sub TWI 6

## Construction
Multistage 6" submersible pump in tie strap version for vertical or horizontal installation

## Application
- For water and drinking water supply from boreholes and rainwater storage
- Process water supply
- For municipal water supply, sprinkling and irrigation
- Pressure boosting
- Lowering of the water level
- For pumping water in industrial applications
- For pumping water without long-fibre and abrasive constituents

## Scope of delivery
- Hydraulics and motor ready assembled
- 4/5/10 m connection cable approved for drinking water (cross-section: 4x2.5 mm² or 4x4 mm²)
- Installation and operating instructions

## Options
- Hydraulics in stainless steel 1.4401
- Stainless steel motor in 1.4401, 1.4408 or 1.4571
- 60 Hz version
- Star-delta starting

## Your advantages
- Long service life thanks to corrosion-resistant stainless steel, optionally available in V4A quality
- Individually configurable motors and materials to ensure reliable operation in all applications
- Drinking water versions with ACS approval
- 4", 6", 8" and 10" versions for high flexibility
- Volume flow performance from 1 to 250 m³/h

- Rewindable motor
- Rewindable motor with drinking water filling
- Configured units for special versions

## Notice
Submersible pumps in other versions **on request.**

**Costs for commissioning and function check on request.**



= ready for delivery, L = supply availability, C = approx. 2 weeks, K = approx. 4 weeks, AX = up to 16 weeks delivery time, please inquire for every order, A = on request, = please contact Wilo
Subject to change – all prices do not include VAT. Our General Terms of Delivery and Service apply (see www.wilo.com/legal) – valid from 01/01/2022 in Germany.

**Price group: PG6**

**Ordering information**

| Sub TWI 6 | Mains connection | Motor diameter | Rated power | Connection | Minimum efficiency index (MEI) | Art. no. | | | Art. no. for jacket pipe cooling (vertical) | Art. no. for jacket pipe cooling (horizontal) |
|---|---|---|---|---|---|---|---|---|---|---|
| | | *DM* mm | $P_2$ kW | | | | | EUR | | |
| **6.18-02-CI** | 3~400 V, 50 Hz | 95 | 1.5 | Rp 2½ | ≥0.4 | 6079283 | A | **1,294.–** | 6041873 | 6042338 |
| **6.18-07-C** | 3~400 V, 50 Hz | 98 | 3.7 | Rp 2½ | ≥0.4 | 6075205 | L | **2,549.–** | 6041894 | 6042357 |
| **6.18-10-C** | 3~400 V, 50 Hz | 98 | 5.5 | Rp 2½ | ≥0.4 | 6075206 | L | **3,167.–** | 6041890 | 6042353 |
| **6.18-13-C** | 3~400 V, 50 Hz | 137 | 7.5 | Rp 2½ | ≥0.4 | 6075207 | L | **4,505.–** | 6041891 | 6042354 |
| **6.18-17-C** | 3~400 V, 50 Hz | 137 | 9.3 | Rp 2½ | ≥0.4 | 6075208 | L | **4,800.–** | 6041891 | 6042354 |
| **6.18-20-C** | 3~400 V, 50 Hz | 137 | 11 | Rp 2½ | ≥0.4 | 6075209 | C | **5,193.–** | 6041891 | 6042354 |
| **6.18-20-C-SD** | 3~400 V, 50 Hz | 137 | 11 | Rp 2½ | ≥0.4 | 6075210 | C | **5,501.–** | 6041891 | 6042354 |
| **6.18-22-C** | 3~400 V, 50 Hz | 137 | 15 | Rp 2½ | ≥0.4 | 6075211 | C | **4,961.–** | 6041891 | 6042354 |
| **6.18-22-C-SD** | 3~400 V, 50 Hz | 137 | 15 | Rp 2½ | ≥0.4 | 6075212 | C | **5,788.–** | 6041891 | 6042354 |
| **6.18-24-C** | 3~400 V, 50 Hz | 137 | 15 | Rp 2½ | ≥0.4 | 6075213 | C | **5,980.–** | 6041891 | 6042354 |
| **6.18-24-C-SD** | 3~400 V, 50 Hz | 137 | 15 | Rp 2½ | ≥0.4 | 6075214 | C | **6,401.–** | 6041891 | 6042354 |
| **6.18-27-C** | 3~400 V, 50 Hz | 137 | 15 | Rp 2½ | ≥0.4 | 6075215 | C | **5,367.–** | 6041891 | 6042354 |
| **6.18-27-C-SD** | 3~400 V, 50 Hz | 137 | 15 | Rp 2½ | ≥0.4 | 6075216 | C | **6,815.–** | 6041891 | 6042354 |
| **6.18-29-C** | 3~400 V, 50 Hz | 137 | 18.5 | Rp 2½ | ≥0.4 | 6075217 | C | **6,976.–** | 6041883 | 6042347 |
| **6.18-29-C-SD** | 3~400 V, 50 Hz | 137 | 18.5 | Rp 2½ | ≥0.4 | 6075218 | C | **7,404.–** | 6041883 | 6042347 |
| **6.18-31-C** | 3~400 V, 50 Hz | 137 | 18.5 | Rp 2½ | ≥0.4 | 6075219 | K | **5,941.–** | 6041883 | 6042347 |
| **6.18-31-C-SD** | 3~400 V, 50 Hz | 137 | 18.5 | Rp 2½ | ≥0.4 | 6075220 | K | **7,497.–** | 6041883 | 6042347 |
| **6.18-33-C** | 3~400 V, 50 Hz | 137 | 18.5 | Rp 2½ | ≥0.4 | 6075221 | K | **7,274.–** | 6041883 | 6042347 |
| **6.18-33-C-SD** | 3~400 V, 50 Hz | 137 | 18.5 | Rp 2½ | ≥0.4 | 6075222 | K | **7,706.–** | 6041883 | 6042347 |
| **6.18-36-C** | 3~400 V, 50 Hz | 137 | 22 | Rp 2½ | ≥0.4 | 6075223 | K | **7,736.–** | 6041886 | 6042349 |
| **6.18-36-C-SD** | 3~400 V, 50 Hz | 137 | 22 | Rp 2½ | ≥0.4 | 6075224 | K | **8,103.–** | 6041886 | 6042349 |
| **6.18-38-C** | 3~400 V, 50 Hz | 137 | 22 | Rp 2½ | ≥0.4 | 6075225 | A | **8,205.–** | 6041886 | 6042349 |
| **6.18-38-C-SD** | 3~400 V, 50 Hz | 137 | 22 | Rp 2½ | ≥0.4 | 6075226 | A | **8,495.–** | 6041886 | 6042349 |
| **6.18-40-C** | 3~400 V, 50 Hz | 137 | 22 | Rp 2½ | ≥0.4 | 6075227 | A | **8,671.–** | 6041886 | 6042349 |
| **6.18-40-C-SD** | 3~400 V, 50 Hz | 137 | 22 | Rp 2½ | ≥0.4 | 6075228 | A | **8,987.–** | 6041886 | 6042349 |
| **6.30-04-C** | 3~400 V, 50 Hz | 98 | 3.7 | Rp 3 | ≥0.4 | 6075231 | L | **2,323.–** | 6041894 | 6042357 |
| **6.30-06-C** | 3~400 V, 50 Hz | 98 | 5.5 | Rp 3 | ≥0.4 | 6075232 | L | **3,002.–** | 6041890 | 6042353 |
| **6.30-08-C** | 3~400 V, 50 Hz | 137 | 7.5 | Rp 3 | ≥0.4 | 6075233 | L | **3,335.–** | 6041891 | 6042354 |
| **6.30-11-C** | 3~400 V, 50 Hz | 137 | 11 | Rp 3 | ≥0.4 | 6075234 | L | **4,548.–** | 6041891 | 6042354 |
| **6.30-11-C-SD** | 3~400 V, 50 Hz | 137 | 11 | Rp 3 | ≥0.4 | 6075235 | K | **4,866.–** | 6041891 | 6042354 |
| **6.30-13-C** | 3~400 V, 50 Hz | 137 | 15 | Rp 3 | ≥0.4 | 6075236 | L | **4,698.–** | 6041883 | 6042347 |
| **6.30-13-C-SD** | 3~400 V, 50 Hz | 137 | 15 | Rp 3 | ≥0.4 | 6075237 | K | **5,039.–** | 6041883 | 6042347 |
| **6.30-15-C** | 3~400 V, 50 Hz | 137 | 15 | Rp 3 | ≥0.4 | 6075238 | L | **5,731.–** | 6041883 | 6042347 |
| **6.30-15-C-SD** | 3~400 V, 50 Hz | 137 | 15 | Rp 3 | ≥0.4 | 6075239 | K | **5,929.–** | 6041883 | 6042347 |
| **6.30-17-C** | 3~400 V, 50 Hz | 137 | 15 | Rp 3 | ≥0.4 | 6075240 | L | **5,888.–** | 6041883 | 6042347 |
| **6.30-17-C-SD** | 3~400 V, 50 Hz | 137 | 15 | Rp 3 | ≥0.4 | 6075241 | K | **6,263.–** | 6041883 | 6042347 |
| **6.30-19-C** | 3~400 V, 50 Hz | 137 | 18.5 | Rp 3 | ≥0.4 | 6075242 | K | **6,544.–** | 6041886 | 6042349 |
| **6.30-19-C-SD** | 3~400 V, 50 Hz | 137 | 18.5 | Rp 3 | ≥0.4 | 6075243 | K | **7,031.–** | 6041886 | 6042349 |
| **6.30-21-C** | 3~400 V, 50 Hz | 137 | 18.5 | Rp 3 | ≥0.4 | 6075244 | K | **6,850.–** | 6041886 | 6042349 |
| **6.30-21-C-SD** | 3~400 V, 50 Hz | 137 | 18.5 | Rp 3 | ≥0.4 | 6075245 | K | **7,341.–** | 6041886 | 6042349 |
| **6.30-24-C** | 3~400 V, 50 Hz | 137 | 22 | Rp 3 | ≥0.4 | 6075246 | K | **7,683.–** | 6041886 | 6042349 |
| **6.30-24-C-SD** | 3~400 V, 50 Hz | 137 | 22 | Rp 3 | ≥0.4 | 6075247 | K | **8,408.–** | 6041886 | 6042349 |
| **6.30-26-C** | 3~400 V, 50 Hz | 137 | 30 | Rp 3 | ≥0.4 | 6075248 | K | **7,977.–** | 6041875 | 6042339 |
| **6.30-26-C-SD** | 3~400 V, 50 Hz | 137 | 30 | Rp 3 | ≥0.4 | 6075249 | K | **8,709.–** | 6041875 | 6042339 |

= ready for delivery, L = supply availability, C = approx. 2 weeks, K = approx. 4 weeks, AX = up to 16 weeks delivery time, please inquire for every order, A = on request, = please contact Wilo
Subject to change – all prices do not include VAT. Our General Terms of Delivery and Service apply (see www.wilo.com/legal) – valid from 01/01/2022 in Germany.

**Price group: PG6**

**Ordering information**

| Sub TWI 6 | Mains connection | Motor diameter | Rated power | Connection | Minimum efficiency index (MEI) | Art. no. | | | Art. no. for jacket pipe cooling (vertical) | Art. no. for jacket pipe cooling (horizontal) |
|---|---|---|---|---|---|---|---|---|---|---|
| | | *DM* mm | $P_2$ kW | | | | | EUR | | |
| **6.30-29-C** | 3~400 V, 50 Hz | 137 | 30 | Rp 3 | ≥0.4 | 6075250 | K | **9,287.–** | 6041875 | 6042339 |
| **6.30-29-C-SD** | 3~400 V, 50 Hz | 137 | 30 | Rp 3 | ≥0.4 | 6075251 | K | **10,103.–** | 6041875 | 6042339 |
| **6.30-32-C** | 3~400 V, 50 Hz | 137 | 30 | Rp 3 | ≥0.4 | 6075252 | A | **9,712.–** | 6041875 | 6042339 |
| **6.30-32-C-SD** | 3~400 V, 50 Hz | 137 | 30 | Rp 3 | ≥0.4 | 6075253 | A | **10,579.–** | 6041875 | 6042339 |
| **6.30-35-C** | 3~400 V, 50 Hz | 137 | 30 | Rp 3 | ≥0.4 | 6075254 | A | **10,135.–** | 6041875 | 6042339 |
| **6.30-35-C-SD** | 3~400 V, 50 Hz | 137 | 30 | Rp 3 | ≥0.4 | 6075255 | A | **10,928.–** | 6041875 | 6042339 |
| **6.50-03-C** | 3~400 V, 50 Hz | 98 | 5.5 | Rp 3 | ≥0.4 | 6075257 | L | **2,518.–** | 6041892 | 6042355 |
| **6.50-05-C** | 3~400 V, 50 Hz | 137 | 7.5 | Rp 3 | ≥0.4 | 6075258 | L | **3,356.–** | 6041879 | 6042343 |
| **6.50-07-C** | 3~400 V, 50 Hz | 137 | 11 | Rp 3 | ≥0.4 | 6075259 | L | **4,305.–** | 6041879 | 6042343 |
| **6.50-07-C-SD** | 3~400 V, 50 Hz | 137 | 11 | Rp 3 | ≥0.4 | 6075260 | K | **5,023.–** | 6041879 | 6042343 |
| **6.50-10-C** | 3~400 V, 50 Hz | 137 | 15 | Rp 3 | ≥0.4 | 6075261 | L | **5,959.–** | 6041884 | 6042348 |
| **6.50-10-C-SD** | 3~400 V, 50 Hz | 137 | 15 | Rp 3 | ≥0.4 | 6075262 | K | **6,379.–** | 6041884 | 6042348 |
| **6.50-12-C** | 3~400 V, 50 Hz | 137 | 18.5 | Rp 3 | ≥0.4 | 6075263 | L | **6,860.–** | 6041887 | 6042350 |
| **6.50-12-C-SD** | 3~400 V, 50 Hz | 137 | 18.5 | Rp 3 | ≥0.4 | 6075264 | K | **7,345.–** | 6041887 | 6042350 |
| **6.50-15-C** | 3~400 V, 50 Hz | 137 | 22 | Rp 3 | ≥0.4 | 6075265 | L | **8,020.–** | 6041887 | 6042350 |
| **6.50-15-C-SD** | 3~400 V, 50 Hz | 137 | 22 | Rp 3 | ≥0.4 | 6075266 | K | **8,588.–** | 6041887 | 6042350 |
| **6.50-17-C** | 3~400 V, 50 Hz | 137 | 30 | Rp 3 | ≥0.4 | 6075267 | K | **8,953.–** | 6041876 | 6042340 |
| **6.50-17-C-SD** | 3~400 V, 50 Hz | 137 | 30 | Rp 3 | ≥0.4 | 6075268 | K | **9,588.–** | 6041876 | 6042340 |
| **6.50-19-C** | 3~400 V, 50 Hz | 137 | 30 | Rp 3 | ≥0.4 | 6075269 | K | **9,790.–** | 6041876 | 6042340 |
| **6.50-19-C-SD** | 3~400 V, 50 Hz | 137 | 30 | Rp 3 | ≥0.4 | 6075270 | K | **10,489.–** | 6041876 | 6042340 |
| **6.50-22-C** | 3~400 V, 50 Hz | 137 | 37 | Rp 3 | ≥0.4 | 6075271 | A | **10,781.–** | 6041878 | 6042342 |
| **6.50-22-C-SD** | 3~400 V, 50 Hz | 137 | 37 | Rp 3 | ≥0.4 | 6075272 | A | **11,243.–** | 6041878 | 6042342 |
| **6.50-24-C** | 3~400 V, 50 Hz | 137 | 37 | Rp 3 | ≥0.4 | 6075273 | A | **11,500.–** | 6041878 | 6042342 |
| **6.50-24-C-SD** | 3~400 V, 50 Hz | 137 | 37 | Rp 3 | ≥0.4 | 6075274 | A | **12,092.–** | 6041878 | 6042342 |
| **6.60-02-C** | 3~400 V, 50 Hz | 98 | 3.7 | Rp 3 | ≥0.4 | 6075275 | L | **2,544.–** | 6041896 | 6042359 |
| **6.60-03-C** | 3~400 V, 50 Hz | 98 | 5.5 | Rp 3 | ≥0.4 | 6075276 | L | **3,145.–** | 6041892 | 6042355 |
| **6.60-04-C** | 3~400 V, 50 Hz | 137 | 7.5 | Rp 3 | ≥0.4 | 6075277 | L | **3,873.–** | 6041879 | 6042343 |
| **6.60-06-C** | 3~400 V, 50 Hz | 137 | 11 | Rp 3 | ≥0.4 | 6075278 | L | **4,496.–** | 6041879 | 6042343 |
| **6.60-06-C-SD** | 3~400 V, 50 Hz | 137 | 11 | Rp 3 | ≥0.4 | 6075279 | K | **5,237.–** | 6041879 | 6042343 |
| **6.60-08-C** | 3~400 V, 50 Hz | 137 | 15 | Rp 3 | ≥0.4 | 6075280 | L | **4,863.–** | 6041884 | 6042348 |
| **6.60-08-C-SD** | 3~400 V, 50 Hz | 137 | 15 | Rp 3 | ≥0.4 | 6075281 | K | **5,658.–** | 6041884 | 6042348 |
| **6.60-10-C** | 3~400 V, 50 Hz | 137 | 18.5 | Rp 3 | ≥0.4 | 6075282 | L | **5,773.–** | 6041887 | 6042350 |
| **6.60-10-C-SD** | 3~400 V, 50 Hz | 137 | 18.5 | Rp 3 | ≥0.4 | 6075283 | K | **5,645.–** | 6041887 | 6042350 |
| **6.60-12-C** | 3~400 V, 50 Hz | 137 | 22 | Rp 3 | ≥0.4 | 6075284 | L | **6,726.–** | 6041887 | 6042350 |
| **6.60-12-C-SD** | 3~400 V, 50 Hz | 137 | 22 | Rp 3 | ≥0.4 | 6075285 | K | **7,200.–** | 6041887 | 6042350 |
| **6.60-14-C** | 3~400 V, 50 Hz | 137 | 30 | Rp 3 | ≥0.4 | 6075286 | K | **7,538.–** | 6041876 | 6042340 |
| **6.60-14-C-SD** | 3~400 V, 50 Hz | 137 | 30 | Rp 3 | ≥0.4 | 6075287 | K | **8,074.–** | 6041876 | 6042340 |
| **6.60-16-C** | 3~400 V, 50 Hz | 137 | 30 | Rp 3 | ≥0.4 | 6075288 | K | **8,487.–** | 6041876 | 6042340 |
| **6.60-16-C-SD** | 3~400 V, 50 Hz | 137 | 30 | Rp 3 | ≥0.4 | 6075289 | K | **9,089.–** | 6041876 | 6042340 |
| **6.60-18-C** | 3~400 V, 50 Hz | 137 | 30 | Rp 3 | ≥0.4 | 6075290 | K | **9,214.–** | 6041876 | 6042340 |
| **6.60-18-C-SD** | 3~400 V, 50 Hz | 137 | 30 | Rp 3 | ≥0.4 | 6075291 | K | **10,053.–** | 6041876 | 6042340 |
| **6.60-20-C** | 3~400 V, 50 Hz | 137 | 37 | Rp 3 | ≥0.4 | 6075292 | K | **9,960.–** | 6041878 | 6042342 |
| **6.60-20-C-SD** | 3~400 V, 50 Hz | 137 | 37 | Rp 3 | ≥0.4 | 6075293 | K | **11,003.–** | 6041878 | 6042342 |

= ready for delivery, L = supply availability, C = approx. 2 weeks, K = approx. 4 weeks, AX = up to 16 weeks delivery time, please inquire for every order, A = on request, = please contact Wilo
Subject to change – all prices do not include VAT. Our General Terms of Delivery and Service apply (see www.wilo.com/legal) – valid from 01/01/2022 in Germany.

| Cooling shroud | | | | |
|---|---|---|---|---|
| **Type** | **Name** | | **Price group** | |
| | | | | EUR |
| 6041871 | Cooling shroud for 6" submersible pumps. | A | PG14 | **485.–** |
| 6041873 | Cooling shroud for 6" submersible pumps. | A | PG14 | **505.–** |
| 6041875 | Cooling shroud for 6" submersible pumps. | C | PG14 | **875.–** |
| 6041876 | Cooling shroud for 6" submersible pumps. | C | PG14 | **875.–** |
| 6041878 | Cooling shroud for 6" submersible pumps. | C | PG14 | **901.–** |
| 6041879 | Cooling shroud for 6" submersible pumps. | C | PG14 | **523.–** |
| 6041883 | Cooling shroud for 6" submersible pumps. | C | PG14 | **542.–** |
| 6041884 | Cooling shroud for 6" submersible pumps. | C | PG14 | **542.–** |
| 6041886 | Cooling shroud for 6" submersible pumps. | C | PG14 | **542.–** |
| 6041887 | Cooling shroud for 6" submersible pumps. | C | PG14 | **427.–** |
| 6041890 | Cooling shroud for 6" submersible pumps. | K | PG14 | **523.–** |
| 6041891 | Cooling shroud for 6" submersible pumps. | L | PG14 | **523.–** |
| 6041892 | Cooling shroud for 6" submersible pumps. | C | PG14 | **523.–** |
| 6041894 | Cooling shroud for 6" submersible pumps. | C | PG14 | **515.–** |
| 6041896 | Cooling shroud for 6" submersible pumps. | C | PG14 | **515.–** |
| 6042336 | Cooling shroud for 6" submersible pumps. | A | PG14 | **1,151.–** |
| 6042338 | Cooling shroud for 6" submersible pumps. | A | PG14 | **1,161.–** |
| 6042339 | Cooling shroud for 6" submersible pumps. | K | PG14 | **1,570.–** |
| 6042340 | Cooling shroud for 6" submersible pumps. | C | PG14 | **1,570.–** |
| 6042342 | Cooling shroud for 6" submersible pumps. | C | PG14 | **1,570.–** |
| 6042343 | Cooling shroud for 6" submersible pumps. | K | PG14 | **1,194.–** |
| 6042347 | Cooling shroud for 6" submersible pumps. | C | PG14 | **1,194.–** |
| 6042348 | Cooling shroud for 6" submersible pumps. | C | PG14 | **1,194.–** |
| 6042349 | Cooling shroud for 6" submersible pumps. | K | PG14 | **1,194.–** |
| 6042350 | Cooling shroud for 6" submersible pumps. | K | PG14 | **1,194.–** |
| 6042353 | Cooling shroud for 6" submersible pumps. | K | PG14 | **1,194.–** |
| 6042354 | Cooling shroud for 6" submersible pumps. | K | PG14 | **1,194.–** |
| 6042355 | Cooling shroud for 6" submersible pumps. | K | PG14 | **1,194.–** |
| 6042357 | Cooling shroud for 6" submersible pumps. | K | PG14 | **1,161.–** |
| 6042359 | Cooling shroud for 6" submersible pumps. | C | PG14 | **1,161.–** |

= ready for delivery, L = supply availability, C = approx. 2 weeks, K = approx. 4 weeks, AX = up to 16 weeks delivery time, please inquire for every order, A = on request, = please contact Wilo
Subject to change – all prices do not include VAT. Our General Terms of Delivery and Service apply (see www.wilo.com/legal) – valid from 01/01/2022 in Germany.



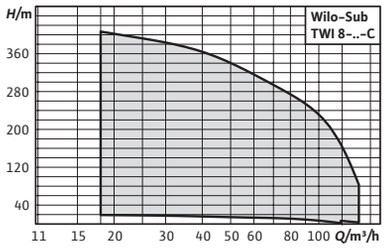


| Accessories | Page |
|---|---|
| Accessories | 523 |

# Wilo-Sub TWI 8

## Construction
Multistage 8" submersible pump in tie strap version for vertical or horizontal installation

## Application
- For water and drinking water supply from boreholes and rainwater storage
- Process water supply
- For municipal water supply, sprinkling and irrigation
- Pressure boosting
- Lowering of the water level
- For pumping water in industrial applications
- For pumping water without long-fibre and abrasive constituents

## Scope of delivery
- Hydraulics and motor ready assembled
- 4/8/10 m connection cable approved for drinking water (cross-section: 4x2.5 mm² or 4x4 mm² or single conductor)
- Installation and operating instructions

## Options
- Hydraulics in stainless steel 1.4401
- Motor in stainless steel 1.4401 or 1.4571
- 60 Hz version
- Star-delta starting
- Rewindable motor
- Rewindable motor with drinking water filling
- Configured units for special versions

## Notice
Submersible pumps in other versions **on request.**

### Your advantages
- Long service life thanks to corrosion-resistant stainless steel, optionally available in V4A quality
- Individually configurable motors and materials to ensure reliable operation in all applications
- Drinking water versions with ACS approval
- 4", 6", 8" and 10" versions for high flexibility
- Volume flow performance from 1 to 250 m³/h

**Costs for commissioning and function check on request.**



= ready for delivery, L = supply availability, C = approx. 2 weeks, K = approx. 4 weeks, AX = up to 16 weeks delivery time, please inquire for every order, A = on request, = please contact Wilo
Subject to change – all prices do not include VAT. Our General Terms of Delivery and Service apply (see www.wilo.com/legal) – valid from 01/01/2022 in Germany.

**Price group: PG6**

**Ordering information**

| Sub TWI 8 | Mains connection | Motor diameter | Rated power | Connection | Art. no. | | | Art. no. for jacket pipe cooling (vertical) | Art. no. for jacket pipe cooling (horizontal) |
|---|---|---|---|---|---|---|---|---|---|
| | | *DM* in | $P_2$ kW | | | | EUR | | |
| **8.80-01-C** | 3~400 V, 50 Hz | 5 | 4 | Rp 5 | 6075400 | A | **3,704.–** | 6043167 | 6043231 |
| **8.80-02-C-SD** | 3~400 V, 50 Hz | 5 | 7.5 | Rp 5 | 6075401 | A | **4,575.–** | 6043124 | 6043199 |
| **8.80-03-C-SD** | 3~400 V, 50 Hz | 5 | 11 | Rp 5 | 6075402 | A | **5,191.–** | 6043124 | 6043199 |
| **8.80-04-C-SD** | 3~400 V, 50 Hz | 5 | 15 | Rp 5 | 6075403 | A | **5,517.–** | 6043191 | 6043242 |
| **8.80-05-C-SD** | 3~400 V, 50 Hz | 5 | 18.5 | Rp 5 | 6075404 | A | **6,164.–** | 6043191 | 6043242 |
| **8.80-06-C-SD** | 3~400 V, 50 Hz | 5 | 22 | Rp 5 | 6075405 | A | **7,332.–** | 6043191 | 6043242 |
| **8.80-07-C-SD** | 3~400 V, 50 Hz | 5 | 30 | Rp 5 | 6075406 | A | **8,595.–** | 6043141 | 6043212 |
| **8.80-08-C-SD** | 3~400 V, 50 Hz | 5 | 30 | Rp 5 | 6075407 | A | **8,902.–** | 6043141 | 6043212 |
| **8.80-09-C-SD** | 3~400 V, 50 Hz | 5 | 30 | Rp 5 | 6075408 | A | **9,315.–** | 6043141 | 6043212 |
| **8.80-10-C-SD** | 3~400 V, 50 Hz | 5 | 37 | Rp 5 | 6075409 | A | **11,022.–** | 6043171 | 6043235 |
| **8.80-11-C-SD** | 3~400 V, 50 Hz | 5 | 45 | Rp 5 | 6075410 | A | **12,652.–** | 6043184 | 6043239 |
| **8.80-12-C-SD** | 3~400 V, 50 Hz | 8 | 55 | Rp 5 | 6075411 | A | **16,118.–** | 6043156 | – |
| **8.80-15-C-SD** | 3~400 V, 50 Hz | 8 | 75 | Rp 5 | 6075412 | A | **20,102.–** | 6043180 | – |
| **8.80-16-C-SD** | 3~400 V, 50 Hz | 8 | 75 | Rp 5 | 6075413 | A | **20,367.–** | 6043180 | – |
| **8.80-18-C-SD** | 3~400 V, 50 Hz | 8 | 75 | Rp 5 | 6075414 | A | **21,281.–** | 6043180 | – |
| **8.80-20-C-SD** | 3~400 V, 50 Hz | 8 | 75 | Rp 5 | 6075415 | A | **21,669.–** | 6043180 | – |
| **8.90-01-C-SD** | 3~400 V, 50 Hz | 5 | 5.5 | Rp 5 | 6075416 | A | **3,970.–** | 6043124 | 6043199 |
| **8.90-02-C-SD** | 3~400 V, 50 Hz | 5 | 9 | Rp 5 | 6075417 | A | **4,492.–** | 6043124 | 6043199 |
| **8.90-03-C-SD** | 3~400 V, 50 Hz | 5 | 15 | Rp 5 | 6075418 | A | **5,340.–** | 6043191 | 6043242 |
| **8.90-04-C-SD** | 3~400 V, 50 Hz | 5 | 18.5 | Rp 5 | 6075419 | A | **6,023.–** | 6043191 | 6043242 |
| **8.90-05-C-SD** | 3~400 V, 50 Hz | 5 | 22 | Rp 5 | 6075420 | A | **7,085.–** | 6043191 | 6043242 |
| **8.90-06-C-SD** | 3~400 V, 50 Hz | 5 | 30 | Rp 5 | 6075421 | A | **8,517.–** | 6043141 | 6043212 |
| **8.90-07-C-SD** | 3~400 V, 50 Hz | 5 | 37 | Rp 5 | 6075422 | A | **10,267.–** | 6043171 | 6043235 |
| **8.90-08-C-SD** | 3~400 V, 50 Hz | 5 | 37 | Rp 5 | 6075423 | A | **10,706.–** | 6043171 | 6043235 |
| **8.90-09-C-SD** | 3~400 V, 50 Hz | 5 | 45 | Rp 5 | 6075424 | A | **12,246.–** | 6043184 | 6043239 |
| **8.90-10-C-SD** | 3~400 V, 50 Hz | 8 | 55 | Rp 5 | 6075425 | A | **15,527.–** | 6043156 | – |
| **8.90-11-C-SD** | 3~400 V, 50 Hz | 8 | 55 | Rp 5 | 6075426 | A | **16,046.–** | 6043156 | – |
| **8.90-12-C-SD** | 3~400 V, 50 Hz | 8 | 55 | Rp 5 | 6075427 | A | **16,266.–** | 6043156 | – |
| **8.90-13-C-SD** | 3~400 V, 50 Hz | 8 | 75 | Rp 5 | 6075428 | A | **19,553.–** | 6043180 | – |
| **8.90-14-C-SD** | 3~400 V, 50 Hz | 8 | 75 | Rp 5 | 6075429 | A | **20,269.–** | 6043180 | – |
| **8.90-15-C-SD** | 3~400 V, 50 Hz | 8 | 75 | Rp 5 | 6075430 | A | **20,465.–** | 6043180 | – |
| **8.90-17-C-SD** | 3~400 V, 50 Hz | 8 | 93 | Rp 5 | 6075431 | A | **24,439.–** | 6043188 | 6043253 |
| **8.90-18-C-SD** | 3~400 V, 50 Hz | 8 | 93 | Rp 5 | 6075432 | A | **24,859.–** | 6043188 | 6043253 |
| **8.90-20-C-SD** | 3~400 V, 50 Hz | 8 | 93 | Rp 5 | 6075433 | A | **25,453.–** | 6043188 | 6043253 |

= ready for delivery, L = supply availability, C = approx. 2 weeks, K = approx. 4 weeks, AX = up to 16 weeks delivery time, please inquire for every order, A = on request, = please contact Wilo
Subject to change – all prices do not include VAT. Our General Terms of Delivery and Service apply (see www.wilo.com/legal) – valid from 01/01/2022 in Germany.

| Cooling shroud | | | | |
|---|---|---|---|---|
| **Type** | **Name** | | **Price group** | |
| | | | | EUR |
| 4064430 | Cooling shroud for 4" submersible pumps. | L | PG14 | **331.–** |
| 4064431 | Cooling shroud for 4" submersible pumps. | L | PG14 | **361.–** |
| 4064432 | Cooling shroud for 4" submersible pumps. | L | PG14 | **401.–** |
| 6037936 | Cooling shroud for 4" submersible pumps. | L | PG14 | **665.–** |
| 6037937 | Cooling shroud for 4" submersible pumps. | L | PG14 | **618.–** |
| 6038901 | Cooling shroud for 4" submersible pumps. | L | PG14 | **656.–** |
| 6038903 | Cooling shroud for 4" submersible pumps. | L | PG14 | **723.–** |
| 6038904 | Cooling shroud for 4" submersible pumps. | L | PG14 | **801.–** |



= ready for delivery, L = supply availability, C = approx. 2 weeks, K = approx. 4 weeks, AX = up to 16 weeks delivery time, please inquire for every order, A = on request, = please contact Wilo
Subject to change – all prices do not include VAT. Our General Terms of Delivery and Service apply (see www.wilo.com/legal) – valid from 01/01/2022 in Germany.



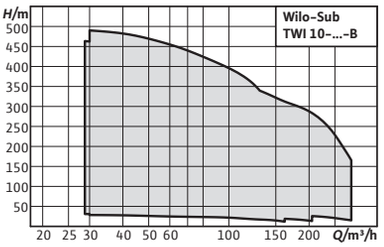


| Accessories | Page |
|---|---|
| Accessories | 523 |

# Wilo-Sub TWI 10

## Construction
Multistage 10" submersible pump in tie strap version for vertical or horizontal installation

## Application
- For water and drinking water supply from boreholes and rainwater storage
- Process water supply
- For municipal water supply, sprinkling and irrigation
- Pressure boosting
- Lowering of the water level
- For pumping water in industrial applications
- For pumping water without long-fibre and abrasive constituents

## Scope of delivery
- Hydraulics + motor completely assembled
- Connection cable approved for drinking water, cable cross-section and length per standard design or per customer request
- Installation and operating instructions

## Options
- Hydraulics in stainless steel 1.4401
- Motor in stainless steel 1.4401, 1.4571 or G-CuSn10
- 60 Hz version

## Your advantages
- Energy-efficient, optimised hydraulics with efficiency of up to 80 %
- Long service life thanks to corrosion-resistant stainless steel, optionally in V4A quality
- ACS certified for drinking water applications
- High range of performance from 1 to 250 m³/h
- A high degree of flexibility thanks to versions in the 4, 6, 8 and 10-inch area

- Star-delta starting
- Rewindable motor
- Rewindable motor with drinking water filling as special version

## Notice
Submersible pumps in other versions **on request.**

**Costs for commissioning and function check on request.**

**Price group:**

| Ordering information | Art. no. | | |
|---|---|---|---|
| **All types on request** | On Request | A | ✆ |

🚚 = ready for delivery, L = supply availability, C = approx. 2 weeks, K = approx. 4 weeks, AX = up to 16 weeks delivery time, please inquire for every order, A = on request, ✆ = please contact Wilo
Subject to change – all prices do not include VAT. Our General Terms of Delivery and Service apply (see www.wilo.com/legal) – valid from 01/01/2022 in Germany.

**Sub TWI 10**



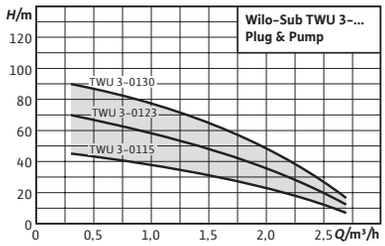


| Accessories | Page |
|---|---|
| Accessories | 523 |

# Wilo-Sub TWU 3 Plug & Pump

## Construction
Water-supply unit with submersible pump, control and complete accessories

## Application
Water-supply unit for
- → Water supply from boreholes, wells and rainwater storage tanks
- → Domestic water supply, sprinkling and irrigation
- → Pumping of water without long-fibre and abrasive constituents

## Scope of delivery
**Wilo Plug & Pump Sub-I package** for garden irrigation of private greenery in the domestic sector:
- → Fully mounted
- → 30 m connection cable with drinking water approval (cross-section: 4 x 1.5 mm²)
- → Switchbox with capacitor and On/Off switch
- → Wilo-HiControl 1 (FC); automatic flow monitor and pressure controller with integrated dry-running protection
- → 30 m retaining cable
- → Installation and operating instructions

**Wilo Plug & Pump Sub-II package** for domestic water supply in single-family and multi-family houses:
- → Fully mounted
- → 30 m connection cable with drinking water approval (cross-section: 4 x 1.5 mm²)
- → Switchbox with capacitor and On/Off switch

## Your advantages
- → Easy installation due to preinstalled and pre-wired components
- → Parts that come in contact with the fluid are corrosion-free
- → Integrated non-return valve

- → Wilo pressure switching 0 – 10 bar, including 18 l diaphragm expansion tank, manometer, shut-off device and pressure switch
- → 30 m retaining cable
- → Installation and operating instructions

## Options
- → Motor versions for 3~230 V, 50 Hz; 1~230 V, 60 Hz; 3~380 V, 60 Hz

## Notice
**Wilo-Sub-I sprinkler package for garden irrigation (FC)**
incl. HiControl. Ready-to-plug with 30 m connection cable wired. 30 m safety rope, small parts for hydraulic connection, cable ties and cable terminals.

**Wilo-Sub-II sprinkler package for domestic water supply (DS)**
including pressure switching. Ready-to-plug with 30 m connection cable wired. 18 l diaphragm pressure vessel, PN 16, 30 m safety rope, small parts for hydraulic connection, cable ties and cable terminals.

**Costs for commissioning and function check on request.**

Water supply

**Price group: PG5**

| Ordering information | | | | | | | |
|---|---|---|---|---|---|---|---|
| **Sub TWU 3 Plug & Pump** | **Motor diameter** | **Rated power** | **Connection** | **Mains connection** | **Art. no.** | | |
| | *DM* in | $P_2$ kW | | | | 🚚 | EUR |
| **3-0115-Plug&Pump/FC** | 3 | 0.37 | Rp 1 | 1~230 V, 50 Hz | 4091647 | L | **1,486.–** |
| **3-0123-Plug&Pump/FC** | 3 | 0.55 | Rp 1 | 1~230 V, 50 Hz | 4091649 | L | **1,558.–** |
| **3-0130-Plug&Pump/FC** | 3 | 0.75 | Rp 1 | 1~230 V, 50 Hz | 4091650 | L | **1,707.–** |

**Price group: PG5**

| Ordering information | | | | | | | |
|---|---|---|---|---|---|---|---|
| **Sub TWU 3 Plug & Pump** | **Motor diameter** | **Rated power** | **Connection** | **Mains connection** | **Art. no.** | | |
| | *DM* in | $P_2$ kW | | | | 🚚 | EUR |
| **3-0115-Plug&Pump/DS** | 3 | 0.37 | Rp 1 | 1~230 V, 50 Hz | 4091654 | C | **1,498.–** |
| **3-0123-Plug&Pump/DS** | 3 | 0.55 | Rp 1 | 1~230 V, 50 Hz | 4091655 | L | **1,602.–** |
| **3-0130-Plug&Pump/DS** | 3 | 0.75 | Rp 1 | 1~230 V, 50 Hz | 4091656 | C | **1,745.–** |

🚚 = ready for delivery, L = supply availability, C = approx. 2 weeks, K = approx. 4 weeks, AX = up to 16 weeks delivery time, please inquire for every order, A = on request, 📞 = please contact Wilo
Subject to change – all prices do not include VAT. Our General Terms of Delivery and Service apply (see www.wilo.com/legal) – valid from 01/01/2022 in Germany.



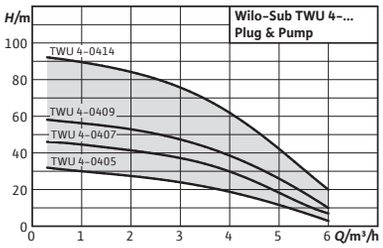


| Accessories | Page |
|---|---|
| Accessories | 523 |

# Wilo-Sub TWU 4 Plug & Pump

## Construction
Water-supply unit with submersible pump, control and complete accessories.

## Application
Water-supply unit for domestic water supply in domestic applications
- → Washing machines
- → Garden sprinkling
- → Transferring by pumping and filling

## Scope of delivery
**Wilo Plug & Pump Sub-I package** for garden irrigation of private greenery in the domestic sector:
- → Fully mounted
- → 30 m connection cable with drinking water approval (cross-section: 4 x 1.5 mm²)
- → Switchbox with capacitor and On/Off switch
- → Wilo-HiControl 1 (FC); automatic flow monitor and pressure controller with integrated dry-running protection
- → 30 m guy cable
- → Assembly parts: 2x screwed clamp ring connections, R 1¼ to R 1 reducer, 8x cable binders
- → Installation and operating instructions

## Your advantages
- → Easy installation due to preinstalled and pre-wired components
- → Parts that come in contact with the fluid are corrosion-free
- → Integrated non-return valve
- → Low-wearing due to floating impellers

**Wilo Plug & Pump Sub-II package** for domestic water supply in single-family and multi-family houses:
- → Fully mounted
- → 30 m connection cable with drinking water approval (cross-section: 4 x 1.5 mm²)
- → Switchbox with capacitor and On/Off switch
- → Wilo pressure switching 0 – 10 bar, including 18 l diaphragm expansion tank, manometer, shut-off device and pressure switch
- → 30 m guy cable
- → Assembly parts: T-connector, R 1¼ to R 1 reducer, 8x cable binders
- → Installation and operating instructions

## Notice
**Costs for commissioning and function check on request.**



= ready for delivery, L = supply availability, C = approx. 2 weeks, K = approx. 4 weeks, AX = up to 16 weeks delivery time, please inquire for every order, A = on request, = please contact Wilo
Subject to change – all prices do not include VAT. Our General Terms of Delivery and Service apply (see www.wilo.com/legal) – valid from 01/01/2022 in Germany.

Price group: PG5

| Ordering information | | | | | | | | |
|---|---|---|---|---|---|---|---|---|
| **Sub TWU 4 Plug & Pump** | **Motor diameter** | **Rated power** | **Connection** | **Minimum efficiency index (MEI)** | **Mains connection** | **Art. no.** | | |
| | *DM* in | $P_2$ kW | | | | | | EUR |
| **4-0405-C-Plug&Pump/FC** | 4 | 0.37 | Rp 1¼ | ≥0.7 | 1~230 V, 50 Hz | 6049385 | L | **1,446.–** |
| **4-0407-C-Plug&Pump/FC** | 4 | 0.55 | Rp 1¼ | ≥0.7 | 1~230 V, 50 Hz | 6049386 | L | **1,468.–** |
| **4-0409-C-Plug&Pump/FC** | 4 | 0.75 | Rp 1¼ | ≥0.7 | 1~230 V, 50 Hz | 6049387 | L | **1,496.–** |

Price group: PG5

| Ordering information | | | | | | | | |
|---|---|---|---|---|---|---|---|---|
| **Sub TWU 4 Plug & Pump** | **Motor diameter** | **Rated power** | **Connection** | **Minimum efficiency index (MEI)** | **Mains connection** | **Art. no.** | | |
| | *DM* in | $P_2$ kW | | | | | | EUR |
| **4-0407-C-Plug&Pump/DS** | 4 | 0.55 | Rp 1¼ | ≥0.7 | 1~230 V, 50 Hz | 6049388 | L | **1,446.–** |
| **4-0409-C-Plug&Pump/DS** | 4 | 0.75 | Rp 1¼ | ≥0.7 | 1~230 V, 50 Hz | 6049389 | L | **1,577.–** |
| **4-0414-C-Plug&Pump/DS** | 4 | 1.1 | Rp 1¼ | ≥0.7 | 1~230 V, 50 Hz | 6049390 | L | **1,645.–** |

= ready for delivery, L = supply availability, C = approx. 2 weeks, K = approx. 4 weeks, AX = up to 16 weeks delivery time, please inquire for every order, A = on request, = please contact Wilo
Subject to change – all prices do not include VAT. Our General Terms of Delivery and Service apply (see www.wilo.com/legal) – valid from 01/01/2022 in Germany.



## Construction

Comfort control system for all conventional pumps in glandless and glanded design with fixed speeds and three-phase motors.

## Application

For stageless power adjustment to the variable operating states of single, double or multi-pump systems (up to 6 pumps). Controlling depends on the differential pressure Δp, feed/return temperature (±T) or differential temperature (ΔT), including the free adjustment of the duty point by means of advance correction of the full-load pump output.

**Price group: PG14**

**Ordering information**

| Type | Art. no. | | EUR |
|---|---|---|---|
| **1 x 2,4 DOL FC WM WP** | 2540254 | K | **7,363.–** |
| **1 x 2,4 DOL WM WP** | 2540230 | K | **4,544.–** |
| **1 x 4,0 DOL FC WM WP** | 2540256 | K | **7,456.–** |
| **1 x 4,0 DOL WM WP** | 2540232 | K | **4,544.–** |
| **1 x 6,3 DOL FC WM WP** | 2540258 | K | **7,728.–** |
| **1 x 6,3 DOL WM WP** | 2540234 | K | **4,549.–** |
| **1 x 10,0 DOL FC WM WP** | 2540260 | K | **8,132.–** |
| **1 x 10,0 DOL WM WP** | 2540236 | K | **4,554.–** |
| **1 x 12,0 DOL FC BM WP** | 2540262 | K | **9,585.–** |
| **1 x 12,0 DOL WM WP** | 2540238 | K | **4,851.–** |
| **1 x 13,0 SD FC BM WP** | 2540296 | K | **9,752.–** |
| **1 x 13,0 SD WM WP** | 2540278 | K | **5,816.–** |
| **1 x 16,0 DOL FC BM WP** | 2540264 | K | **9,725.–** |
| **1 x 16,0 DOL WM WP** | 2540240 | K | **4,911.–** |
| **1 x 16,0 SD FC BM WP** | 2536740 | K | **10,036.–** |
| **1 x 16,0 SD WM WP** | 2536738 | K | **5,883.–** |
| **1 x 19,0 SD FC BM WP** | 2540298 | K | **10,713.–** |
| **1 x 19,0 SD WM WP** | 2540280 | K | **5,923.–** |
| **1 x 20,0 DOL FC BM WP** | 2540266 | K | **12,099.–** |
| **1 x 20,0 DOL WM WP** | 2540242 | K | **5,133.–** |
| **1 x 24,0 DOL FC BM WP** | 2540268 | K | **12,176.–** |
| **1 x 24,0 DOL WM WP** | 2540244 | K | **5,422.–** |
| **1 x 24,0 SD FC BM WP** | 2540300 | K | **12,370.–** |
| **1 x 24,0 SD WM WP** | 2540282 | K | **6,942.–** |
| **1 x 32,0 DOL FC BM WP** | 2540270 | K | **13,196.–** |
| **1 x 32,0 DOL WM WP** | 2540246 | K | **5,422.–** |
| **1 x 32,0 SD FC BM WP** | 2540302 | K | **13,372.–** |
| **1 x 32,0 SD WM WP** | 2540284 | K | **7,287.–** |

Notice: Scope of delivery includes 1 adapter and 2 gaskets

**Price group: PG14**

**Ordering information**

| Type | Art. no. | | EUR |
|---|---|---|---|
| **1 x 37,5 SD FC BM WP** | 2540304 | K | **15,184.–** |
| **1 x 37,5 SD WM WP** | 2540286 | K | **7,549.–** |
| **1 x 37,0 DOL FC BM WP** | 2540272 | K | **14,620.–** |
| **1 x 37,0 DOL WM WP** | 2540248 | K | **5,878.–** |
| **1 x 43,0 SD FC BM WP** | 2540306 | K | **15,172.–** |
| **1 x 43,0 SD WM WP** | 2540288 | K | **7,685.–** |
| **1 x 44,0 DOL FC BM WP** | 2540274 | K | **15,967.–** |
| **1 x 44,0 DOL WM WP** | 2540250 | K | **5,946.–** |
| **1 x 49,0 SD FC BM WP** | 2540308 | K | **17,438.–** |
| **1 x 49,0 SD WM WP** | 2540290 | K | **7,962.–** |
| **1 x 61,0 DOL FC BM WP** | 2540276 | K | **17,296.–** |
| **1 x 61,0 DOL WM WP** | 2540252 | K | **6,720.–** |
| **1 x 61,0 SD FC BM WP** | 2536744 | K | **19,373.–** |
| **1 x 61,0 SD WM WP** | 2536742 | K | **8,301.–** |
| **1 x 72,0 SD FC BM WP** | 2540310 | K | **19,575.–** |
| **1 x 72,0 SD WM WP** | 2540292 | K | **8,492.–** |
| **1 x 89,0 SD FC BM WP** | 2540312 | K | **22,855.–** |
| **1 x 89,0 SD WM WP** | 2540294 | K | **8,645.–** |
| **1 x 104,0 SD FC BM WP** | 2536748 | K | **24,164.–** |
| **1 x 104,0 SD WM WP** | 2536746 | K | **9,528.–** |
| **2 x 2,4 DOL FC WM WP** | 2540255 | K | **7,996.–** |
| **2 x 2,4 DOL WM WP** | 2540231 | K | **5,002.–** |
| **2 x 4,0 DOL FC WM WP** | 2540257 | K | **8,095.–** |
| **2 x 4,0 DOL WM WP** | 2540233 | K | **5,002.–** |
| **2 x 6,3 DOL FC WM WP** | 2540259 | K | **8,367.–** |
| **2 x 6,3 DOL WM WP** | 2540235 | K | **4,956.–** |
| **2 x 10,0 DOL FC WM WP** | 2540261 | K | **8,969.–** |
| **2 x 10,0 DOL WM WP** | 2540237 | K | **4,995.–** |

Notice: Scope of delivery includes 1 adapter and 2 gaskets

= ready for delivery, L = supply availability, C = approx. 2 weeks, K = approx. 4 weeks, AX = up to 16 weeks delivery time, please inquire for every order, A = on request, = please contact Wilo
Subject to change – all prices do not include VAT. Our General Terms of Delivery and Service apply (see www.wilo.com/legal) – valid from 01/01/2022 in Germany.

Price group: PG14

| Ordering information | | | |
|---|---|---|---|
| Type | Art. no. | | |
| | | | EUR |
| 2 x 12,0 DOL FC BM WP | 2540263 | K | 9,952.– |
| 2 x 12,0 DOL WM WP | 2540239 | K | 5,343.– |
| 2 x 13,0 SD FC BM WP | 2540297 | K | 10,607.– |
| 2 x 13,0 SD WM WP | 2540279 | K | 6,656.– |
| 2 x 16,0 DOL FC BM WP | 2540265 | K | 10,422.– |
| 2 x 16,0 DOL WM WP | 2540241 | K | 5,400.– |
| 2 x 16,0 SD FC BM WP | 2536741 | K | 10,895.– |
| 2 x 16,0 SD WM WP | 2536739 | K | 6,728.– |
| 2 x 19,0 SD FC BM WP | 2540299 | K | 11,783.– |
| 2 x 19,0 SD WM WP | 2540281 | K | 6,767.– |
| 2 x 20,0 DOL FC BM WP | 2540267 | K | 12,964.– |
| 2 x 20,0 DOL WM WP | 2540243 | K | 5,675.– |
| 2 x 24,0 DOL FC BM WP | 2540269 | K | 13,056.– |
| 2 x 24,0 DOL WM WP | 2540245 | K | 5,972.– |
| 2 x 24,0 SD FC BM WP | 2540301 | K | 13,550.– |
| 2 x 24,0 SD WM WP | 2540283 | K | 7,869.– |
| 2 x 32,0 DOL FC BM WP | 2540271 | K | 14,241.– |
| 2 x 32,0 DOL WM WP | 2540247 | K | 6,332.– |
| 2 x 32,0 SD FC BM WP | 2540303 | K | 14,458.– |
| 2 x 32,0 SD WM WP | 2540285 | K | 8,332.– |
| 2 x 37,5 SD FC BM WP | 2540305 | K | 16,479.– |
| 2 x 37,5 SD WM WP | 2540287 | K | 8,733.– |

Notice: Scope of delivery includes 1 adapter and 2 gaskets

Price group: PG14

| Ordering information | | | |
|---|---|---|---|
| Type | Art. no. | | |
| | | | EUR |
| 2 x 37,0 DOL FC BM WP | 2540273 | K | 16,926.– |
| 2 x 37,0 DOL WM WP | 2540249 | K | 7,150.– |
| 2 x 43,0 SD FC BM WP | 2540307 | K | 17,228.– |
| 2 x 43,0 SD WM WP | 2540289 | K | 8,801.– |
| 2 x 44,0 DOL FC BM WP | 2540275 | K | 17,395.– |
| 2 x 44,0 DOL WM WP | 2540251 | K | 6,991.– |
| 2 x 49,0 SD BM WP | 2540291 | K | 11,508.– |
| 2 x 49,0 SD FC BM WP | 2540309 | K | 19,140.– |
| 2 x 61,0 DOL FC BM WP | 2540277 | K | 18,787.– |
| 2 x 61,0 DOL WM WP | 2540253 | K | 7,717.– |
| 2 x 61,0 SD BM WP | 2536743 | K | 11,510.– |
| 2 x 61,0 SD FC BM WP | 2536745 | K | 21,764.– |
| 2 x 72,0 SD BM WP | 2540293 | K | 12,305.– |
| 2 x 72,0 SD FC BM WP | 2540311 | K | 22,167.– |
| 2 x 89,0 SD BM WP | 2540295 | K | 13,051.– |
| 2 x 89,0 SD FC BM WP | 2540313 | K | 25,430.– |
| 2 x 104,0 SD BM WP | 2536747 | K | 14,074.– |
| 2 x 104,0 SD FC BM WP | 2536749 | K | 27,270.– |
| EC-WP-1x12A-MT34-DOL-WM | 2552324 | A | ✆ |
| EC-WP-1x23A-MT34-DOL-WM | 2552325 | A | ✆ |
| EC-WP-2x12A-MT34-DOL-WM | 2552326 | A | ✆ |

Notice: Scope of delivery includes 1 adapter and 2 gaskets

| Electrical accessories – switchgears | | | | | | |
|---|---|---|---|---|---|---|
| **Type** | **Description** | | **Art. no.** | | **Price group** | |
| | | | | | | EUR |
| **Switchgear ESK 1** | Control device for connecting a pump for supplying water from boreholes and tanks (for single-family and multi-family houses), including 2 submersible electrodes and 2 holders for wall fixation. With low-water display, Manual-0-Automatic selection switch, run/fault signal lights and electronic motor protection against excess current. Connection option for 2 immersion probes, float switch, pressure switch. Protection class IP54, can be used for 230 V and 400 V, suitable for direct starting. | Nominal value 1 – 12 A | 4082990 | L | PG14 | **525.–** |
| **Switchgear PSK 1** | | Rating 10 – 23 A | 4084073 | L | PG14 | **749.–** |
| **Switchgear SK 277** | Including three electrodes, each with 3 m cable for the low-water cut-out switchgear with indirect connection in the break tank. Connected load for motors up to max. 3 kW. | – | 180495295 | L | PG14 | **953.–** |

## Mechanical accessories

| Type | Description | | Art. no. | | Price group | |
|---|---|---|---|---|---|---|
| | | | | 🚚 | | EUR |
| **Ball valve R 2½** | Ball valve with lever ball valve in PN 42 up to Rp ¾, in PN 35 starting from Rp 1. | R 2½ | 2663976 | L | PG14 | **125.–** |
| **Ball valve Rp 1** | Ball valve with lever ball valve in PN 42 up to Rp ¾, in PN 35 starting from Rp 1. | Rp 1 | 2663980 | L | PG14 | **25.–** |
| **Ball valve Rp 1¼** | | Rp 1¼ | 2663979 | C | PG14 | **28.–** |
| **Ball valve Rp 1½** | | Rp 1½ | 2663978 | C | PG14 | **48.–** |
| **Ball valve Rp 2** | | Rp 2 | 2663977 | L | PG14 | **82.–** |
| **Ball valve Rp ¼** | Ball valve with lever ball valve in PN 42 up to Rp ¾, in PN 35 starting from Rp 1. | Rp ¼ | 2511302 | K | PG14 | **9.–** |
| **Ball valve Rp ½** | | Rp ½ | 2663982 | C | PG14 | **8.–** |
| **Ball valve Rp ¾** | | Rp ¾ | 2663981 | C | PG14 | **12.–** |
| **Cable terminal (stainless steel) for stainless steel cable (Ø 3 mm)** | Stainless steel terminal with bolt | – | 21040 | L | PG14 | **5.–** |
| **Diaphragm pressure vessel Typ D (12D-PN16)** | Expansion tank with exchangeable diaphragm, R ¾ Caution: These expansion tanks are not in conformity with DIN 4807/T5 and, for that reason, not authorised for utilisation in drinking water systems in Germany. For diaphragm vessels approved for use in drinking , see pressure boosting accessories. | 12D-PN16 | 2515517 | K | PG14 | **109.–** |
| **Diaphragm pressure vessel Typ DE (18DE-PN10)** | | 18DE-PN10 | 2502038 | C | PG14 | **132.–** |
| **Diaphragm pressure vessel Typ DE (25DE-PN10)** | | 25DE-PN10 | 2515518 | K | PG14 | **151.–** |
| **Diaphragm pressure vessel Typ DE (33DE-PN10)** | | 33DE-PN10 | 2515519 | C | PG14 | **266.–** |
| **Diaphragm pressure vessel Typ DE (60DE)** | Expansion tank with exchangeable diaphragm, PN 10, 1" connection up to 100DE, 1¼" connection starting from 200DE Caution: These expansion tanks are not in conformity with DIN 4807/T5 and, for that reason, not authorised for utilisation in drinking water systems in Germany in accordance with DIN 1988. For diaphragm vessels approved for use in drinking water in accordance with DIN 1988, see pressure boosting system accessories. | 60DE | 2515523 | L | PG14 | **548.–** |
| **Diaphragm pressure vessel Typ DE (80DE)** | | 80DE | 2515524 | L | PG14 | **634.–** |
| **Diaphragm pressure vessel Typ DE (100DE)** | | 100DE | 2515525 | L | PG14 | **1,076.–** |
| **Diaphragm pressure vessel Typ DE (200DE)** | | 200DE | 2511823 | L | PG14 | **1,155.–** |
| **Diaphragm pressure vessel Typ DE (300DE)** | | 300DE | 2515526 | L | PG14 | **1,205.–** |
| **Diaphragm pressure vessel Typ DE (500DE)** | | 500DE | 2511831 | C | PG14 | **2,636.–** |
| **Diaphragm valve DN 80, PN 16** | Prefill valve for open tanks with up to 1500 l usable volume for replenishment. | DN 80/PN 16 | 2526771 | C | PG14 | **2,971.–** |
| **Diaphragm valve DN 100, PN 16** | | DN 100/PN 16 | 2526772 | C | PG14 | **3,282.–** |
| **Diaphragm valve DN 125, PN 16** | | DN 125/PN 16 | 2526773 | K | PG14 | **6,027.–** |
| **Drain valve UEV 1½"** | For draining the ascending pipe to allow air to pass through the ventilation valve. | 1½" | 18202 | A | PG14 | **118.–** |
| **Drain valve UEV 2"** | For draining the ascending pipe to allow air to pass through the ventilation valve. | 2" | 18174 | A | PG14 | **174.–** |
| **Float valve G 1¼** | – | G 1¼ | 2521896 | L | PG14 | **286.–** |
| **Float valve G 1½** | | G 1½ | 2521897 | L | PG14 | **347.–** |
| **Float valve G 2** | | G 2 | 2515550 | L | PG14 | **763.–** |
| **Full-stroke safety valve R 1, PN 6** | Blow-off pressure 6 bar, red brass | R 1 | 2007136 | L | PG14 | **178.–** |
| **Full-stroke safety valve R 1, PN 10** | Blow-off pressure 10 bar, red brass | R 1 | 500814799 | L | PG14 | **209.–** |
| **Full-stroke safety valve R 1, PN 16** | Blow-off pressure 16 bar, red brass | R 1 | 2007146 | C | PG14 | **700.–** |
| **Full-stroke safety valve R 1¼, PN 6** | Blow-off pressure 6 bar, red brass | R 1¼ | 2007137 | L | PG14 | **256.–** |

🚚 = ready for delivery, L = supply availability, C = approx. 2 weeks, K = approx. 4 weeks, AX = up to 16 weeks delivery time, please inquire for every order, A = on request, 📞 = please contact Wilo
Subject to change – all prices do not include VAT. Our General Terms of Delivery and Service apply (see www.wilo.com/legal) – valid from 01/01/2022 in Germany.

## Accessories

| Mechanical accessories | | | | | | |
|---|---|---|---|---|---|---|
| **Type** | **Description** | | **Art. no.** | | **Price group** | |
| | | | | | | EUR |
| **Full-stroke safety valve R 1¼, PN 10** | Blow-off pressure 10 bar, red brass | R 1¼ | 2007138 | L | PG14 | **376.–** |
| **Full-stroke safety valve R 1¼, PN 16** | Blow-off pressure 16 bar, red brass | R 1¼ | 500814891 | L | PG14 | **787.–** |
| **Full-stroke safety valve R ¾, PN 6** | Blow-off pressure 6 bar, red brass | R ¾ | 2007135 | C | PG14 | **435.–** |
| **Full-stroke safety valve R ¾, PN 10** | Blow-off pressure 10 bar, red brass | R ¾ | 500814696 | L | PG14 | **435.–** |
| **Full-stroke safety valve R ¾, PN 16** | Blow-off pressure 16 bar, red brass | R ¾ | 2007147 | C | PG14 | **524.–** |
| **NO VALUE** | Stainless steel cable for lowering with 3 mm² cross-section, recommended max. load 100 kg for TWU 3 and TWU/TWI 4 | 1 m | 21039 | L | PG14 | **5.–** |
| **Non-return valve RV/S R 1** | Non-return valve without screwed connection, PN 10 | – | 2660842 | L | PG14 | **95.–** |
| **Non-return valve RV/S R 1¼** | | – | 2660840 | L | PG14 | **107.–** |
| **Non-return valve RV/S R 1½** | | – | 502472493 | L | PG14 | **136.–** |
| **Non-return valve RV/S R 2** | | – | 2660841 | L | PG14 | **262.–** |
| **Non-return valve RV/S R 2½** | | – | 502465398 | C | PG14 | ✆ |
| **Non-return valve RV/S R ¾** | Non-return valve without screwed connection, PN 10 | – | 2661842 | C | PG14 | **61.–** |
| **Pilot valve as control valve for diaphragm valve, R ½** | Pilot valve as control valve for diaphragm valve, R ½ | R ½ | 501334690 | L | PG14 | **260.–** |
| **Pressure gauge 0 – 6 bar** | Pressure gauge with R ¼ connection, connection on back of pressure gauge. | 0 to 6 bar | 2028687 | L | PG15 | **12.–** |
| **Pressure gauge 0 – 10 bar** | | 0 – 10 bar | 2033535 | L | PG15 | **16.–** |
| **Pressure gauge 0 – 16 bar** | | 0 – 16 bar | 2028692 | L | PG15 | **43.–** |
| **Pressure gauge 0 – 25 bar** | | 0 to 25 bar | 2660743 | L | PG14 | **24.–** |
| **Pressure gauge 0 – 40 bar** | | 0 to 40 bar | 2502048 | K | PG14 | **14.–** |
| **Pressure reducer R 1** | For the prevention of pressure damage and minimisation of flow noise. DVGW-tested. | R 1 | 2531894 | C | PG14 | **110.–** |
| **Pressure reducer R 1¼** | | R 1¼ | 2531895 | L | PG14 | **184.–** |
| **Pressure reducer R 1½** | | R 1½ | 2531896 | C | PG14 | **351.–** |
| **Pressure reducer R 2** | | R 2 | 2531897 | C | PG14 | **378.–** |
| **Pressure reducer R ½** | For the prevention of pressure damage and minimisation of flow noise. DVGW-tested. | R ½ | 2531892 | C | PG14 | **84.–** |
| **Pressure reducer R ¾** | | R ¾ | 2531893 | C | PG14 | **94.–** |
| **Screwed connection for non-return valve DN 20** | Screwed connection for non-return valve | DN 20 | 2660507 | K | PG14 | **7.–** |
| **Screwed connection for non-return valve DN 25** | | DN 25 | 2660509 | K | PG14 | **24.–** |
| **Screwed connection for non-return valve DN 40** | | DN 40 | 2660534 | C | PG14 | **43.–** |



🚚 = ready for delivery, L = supply availability, C = approx. 2 weeks, K = approx. 4 weeks, AX = up to 16 weeks delivery time, please inquire for every order, A = on request, ✆ = please contact Wilo
Subject to change – all prices do not include VAT. Our General Terms of Delivery and Service apply (see www.wilo.com/legal) – valid from 01/01/2022 in Germany.

| Electrical accessories – system accessories | | | | | | |
|---|---|---|---|---|---|---|
| **Type** | **Description** | | **Art. no.** | | **Price group** | |
| | | | | | | EUR |
| **Low-water cut-out switchgear kit WMS R ¾** | **WMS R ¾ kit**, pressure switch as low-water signal transmitter for direct connection to the supply pressure-side pipe. | R ¾ | 2000424 | L | PG14 | **201.–** |
| **Pressure switch WVA up to 6 bar** | For the control of one pump, 8 l diaphragm pressure vessel, pressure gauge, control valve with integrated non-return valve, pressure switch. | Up to 6 bar | 180492096 | L | PG14 | **714.–** |
| **Pressure switch WVA up to 10 bar** | For the control of one pump, 8 l diaphragm pressure vessel, pressure gauge, control valve with integrated non-return valve, pressure switch. | Up to 10 bar | 2502050 | L | PG14 | **708.–** |
| **Pressure switching 0 – 16 bar** | Kit with pressure switch, 0 – 16 bar pressure gauge, ball valve and 8 l diaphragm pressure vessel, completely mounted. Caution: Non-return valve provided by the customer. | – | 2501639 | L | PG14 | **640.–** |
| **Sensor kit** | For control of two pumps, 8 l diaphragm pressure vessel, pressure gauge, 4 – 20 mA pressure sensor, fittings and ball valve. | – | 2501886 | L | PG14 | **627.–** |
| **Signal transmitter kit, 0 up to 6 bar** | For mounting a system with automatic pressure-dependent operation. | 0 – 6 bar | 2516555 | L | PG14 | **267.–** |
| **Signal transmitter kit, 0 up to 10 bar** | | 0 – 10 bar | 2516556 | L | PG14 | **285.–** |
| **Signal transmitter kit, 0 up to 16 bar** | | 0 – 16 bar | 2516557 | L | PG14 | **261.–** |
| **Signal transmitter kit, 0 up to 25 bar** | | 0 to 25 bar | 2516558 | L | PG14 | **301.–** |
| **Signal transmitter kit, 0 up to 40 bar** | | 0 – 40 bar | 2516559 | C | PG14 | **311.–** |
| **Start box "MP"16MF P2 50Hz 230V 4A** | – | – | 6079595 | A | PG14 | **81.–** |
| **Start box "MP"20MF P2 50Hz 230V 5A** | – | – | 6084319 | C | PG14 | **85.–** |
| **Start box "MP"35MF P2 50Hz 230V 7A** | – | – | 6084350 | L | PG14 | **99.–** |
| **Start box "MP"40MF P2 50Hz 230V 9A** | | – | 6079598 | A | PG14 | **120.–** |
| **Start box "MP"50MF P2 50Hz 230V 12A** | – | – | 6079599 | A | PG14 | **123.–** |
| **Start box "MP"70MF P2 50Hz 230V 15A** | | – | 6079594 | A | PG14 | **150.–** |

= ready for delivery, L = supply availability, C = approx. 2 weeks, K = approx. 4 weeks, AX = up to 16 weeks delivery time, please inquire for every order, A = on request, = please contact Wilo
Subject to change – all prices do not include VAT. Our General Terms of Delivery and Service apply (see www.wilo.com/legal) – valid from 01/01/2022 in Germany.

| Electrical accessories – level control | | | | | | |
|---|---|---|---|---|---|---|
| **Type** | **Description** | | **Art. no.** | | **Price group** | |
| | | | | | | EUR |
| **Connection cable for subm. electrode** | For connecting a submersible electrode. Cable length: 1 m | – | 64904 | L | PG14 | **2.–** |
| **Float switch WA65 with 5 m cable** | Signal transmitters for contaminated fluids without faeces with a maximum temperature of 60 °C. Switching: up “ON”/down “OFF”. | – | 503211390 | L | PG14 | **94.–** |
| **Float switch WA65 with 10 m cable** | | – | 503211893 | L | PG14 | **179.–** |
| **Float switch WA65 with 20 m cable** | | – | 2004431 | L | PG14 | **267.–** |
| **Float switch WA65 with 30 m cable** | | – | 2004432 | L | PG14 | **363.–** |
| **Submersible electrode** | As low water cut-out switchgear for indirect connection. Individual electrode must be equipped with a suitable cable on-site. | – | 64873 | L | PG14 | **37.–** |
| **Submersible electrode, 3 m** | Low-water signal transmitter for connection to a switchgear with triggering relay, e.g. ER-.. or SK277 for low-water protection of borehole pumps. H07 cable material approved for use in drinking water applications. | 3 m | 500183799 | L | PG14 | **49.–** |
| **Submersible electrode, 4 m** | | 4 m | 2516278 | C | PG14 | **58.–** |
| **Submersible electrode, 5 m** | | 5 m | 500937990 | L | PG14 | **71.–** |
| **Submersible electrode, 10 m** | | 10 m | 2501937 | L | PG14 | **98.–** |
| **Submersible electrode, 20 m** | | 20 m | 2516283 | L | PG14 | **132.–** |
| **Submersible electrode, 25 m** | | 25 m | 2000601 | L | PG14 | **182.–** |
| **Submersible electrode, 30 m** | | 30 m | 2514045 | L | PG14 | **158.–** |
| **Submersible electrode, 35 m** | | 35 m | 2516284 | L | PG14 | **176.–** |
| **Submersible electrode, 40 m** | | 40 m | 2516285 | L | PG14 | **187.–** |
| **Submersible electrode, 50 m** | | 50 m | 2500315 | L | PG14 | **211.–** |
| **WAEK 65 float switch, 5 m cable** | Signal transmitters for fluids up to a temperature of 60 °C. incl. small switchgear EK for pumps with AC motor up to 1 kW rated power. Switching: up “ON”/down “OFF”. | 5 m cable | 503211698 | L | PG14 | **182.–** |
| **WAEK 65 float switch, 10 m cable** | | 10 m cable | 2005516 | L | PG14 | **228.–** |
| **WAEK 65 float switch, 20 m cable** | | 20 m cable | 2005517 | L | PG14 | **320.–** |
| **WAO 65 float switch, 5 m cable** | Signal transmitters for fluids up to a temperature of 60 °C. Switching: up “Off”/down “On”. | 5 m cable | 503211595 | L | PG14 | **132.–** |
| **WAO 65 float switch, 10 m cable** | | 10 m cable | 2006027 | L | PG14 | **179.–** |
| **WAO 65 float switch, 20 m cable** | | 20 m cable | 2004429 | L | PG14 | **267.–** |
| **WAO 65 float switch, 30 m cable** | | 30 m cable | 2004430 | L | PG14 | **368.–** |
| **WAOEK 65 float switch, 20 m cable** | Signal transmitters for fluids up to a temperature of 60 °C. incl. small switchgear EK for pumps with AC motor up to 1 kW rated power. Switching: up “Off”/ down “On”. | 20 m cable | 2005626 | L | PG14 | **320.–** |

| Electrical accessories – temperature monitoring | | | | | | |
|---|---|---|---|---|---|---|
| **Type** | **Description** | | **Art. no.** | | **Price group** | |
| | | | | | | EUR |
| **Pt 100 sensor for 6" motors** | Threaded PT100 for thermal motor monitoring, suitable for later connection to 6" motors. | – | 6028701 | C | PG14 | **600.–** |
| **Pt 100 sensor for 8" motors, 30 – 75 kW** | Threaded PT100 for thermal motor monitoring, suitable for later connection to 8" motors. | 30–75 kW | 6035453 | C | PG14 | **656.–** |
| **Pt 100 sensor for 8" motors, 93 – 150 kW** | | 93–150 kW | 6035454 | A | PG14 | **656.–** |
| **Evaluation relay DGW 2.01** | Evaluation relay for the connection of one PT100 sensor for temperature monitoring and control. | – | 6002962 | C | PG14 | **588.–** |






**Accessories** **Page**
Commissioning/maintenance 703

# Wilo-Drain LP

## Construction
Self-priming drainage pump with standard motor for dry well installation

## Application
Pumping of
- → Wastewater
- → Process water
- → Sea water

**Your advantages**
→ Simple operation due to the extensive scope of delivery

## Scope of delivery
- → Pump
- → 2 x counter flanges with G 1½ female thread
- → Installation and operating instructions

**Price group: PG7**

**Ordering information**

| Type | Pressure port | Rated power $P_2$ kW | Mains connection | Art. no. | | EUR |
|---|---|---|---|---|---|---|
| **Drain LP 40/10** | Rp 1½ | 0.4 | 1~230 V, 50 Hz | 2047645 | L | **558.–** |

**Price group: PG14**

**Mechanical accessories**

| Type | Description | Art. no. | | EUR |
|---|---|---|---|---|
| **Suction hose set Rp 1½ (DN 40), 3 m** | incl. PVC hose, hose nozzle, 2 hose clamps, foot valve and connecting pieces | 6042689 | A | **449.–** |
| **Suction hose set Rp 1½ (DN 40), 6 m** | incl. PVC hose, hose nozzle, 2 hose clamps, foot valve and connecting pieces | 6042690 | A | **500.–** |
| **Hose nozzle Ø 40 mm/R 1½** | with male thread made of plastic, incl. hose clip | 4027335 | L | **42.–** |
| **Synthetic pressure hose 3 m, Ø 42 mm** | Inside Ø 42 mm, PN 6, including hose clip | 2027641 | K | **48.–** |
| **Synthetic pressure hose 5 m, Ø 42 mm** | Inside Ø 42 mm, PN 6, including hose clip | 2027642 | L | **81.–** |
| **Synthetic pressure hose 15 m, Ø 42 mm** | Inside Ø 42 mm, PN 6, including hose clip | 2027643 | K | **149.–** |

= ready for delivery, L = supply availability, C = approx. 2 weeks, K = approx. 4 weeks, AX = up to 16 weeks delivery time, please inquire for every order, A = on request, = please contact Wilo
Subject to change – all prices do not include VAT. Our General Terms of Delivery and Service apply (see www.wilo.com/legal) – valid from 01/01/2022 in Germany.

**Price group: PG14**

## Electrical accessories – simple mains connection

Accessories for simple connection to the mains system.

| Type | Description | Art. no. | | EUR |
|---|---|---|---|---|
| | | | 🚚 | |
| **5 m connection cable including plug with on/off switch** | 5 m connection cable of H07RN-F type (cross-section: 3G1) including shock-proof plug with on/off switch, without motor protection | 2050436 | L | **92.–** |

**You can find more accessories at the end in the chapter Electric accessories!**
Attention: Switchgears are not protected against explosions and can be used only outside potentially explosive areas. If pumps are used within potentially explosive areas, onsite measures are required.

**Price group: PG14**

## Electrical accessories – mains-independent alarm signal

Alarm signal for detection of flooding in rooms and buildings. The alarm signal is acoustic, optical or wireless. In addition, other consumers can be controlled directly.

| Type | Description | Art. no. | | EUR |
|---|---|---|---|---|
| | | | 🚚 | |
| **Small alarm switchgear KAS** | Network-independent small alarm switchgear in ISO plug housing with shock-proof plug, acoustic alarm signal and attached electrode with 3 m cable for level measurement. | 501534094 | L | **408.–** |
| **AlarmControl 1** | Network-independent alarm system with shockproof plug, acoustic alarm signal and attached mini float switch with 3 m cable for level measurement. | 2522846 | L | **159.–** |
| **AlarmControl 2** | Network-independent alarm system with shock-proof adapter plug for the direct connection of a consumer, acoustic alarm signal and attached mini float switch with 3 m cable for level measurement. | 2522847 | L | **197.–** |

**You can find more accessories at the end in the chapter Electric accessories!**
Attention: Switchgears are not protected against explosions and can be used only outside potentially explosive areas. If pumps are used within potentially explosive areas, onsite measures are required.

**Price group: PG14**

## Electrical accessories – level control with float switch

Level measurement using several float switches for the different water levels, including high water alarm signal. The breakdown barrier and the Ex cutoff relays are not required except for the connection of signal transmitters in potentially explosive areas! These can also be dispensed with when the SC-L..-Ex switchgear is used!

| Type | Description | Art. no. | | EUR |
|---|---|---|---|---|
| | | | 🚚 | |
| **MS-L-1x4kW-DOL** | Microprocessor-controlled switchgear for level-dependent control of a submersible pump with float switch. | 2539741 | L | **582.–** |
| **MS-L-2x4kW-DOL** | Microprocessor-controlled switchgear for level-dependent control of 2 submersible pumps with float switch. | 2539745 | L | **786.–** |
| **Float switch WA65 with 5 m cable** | Signal transmitters for contaminated fluids without faeces with a maximum temperature of 60 °C. Switching: up “ON”/down “OFF”. | 503211390 | L | **94.–** |
| **Float switch WA65 with 10 m cable** | Signal transmitters for contaminated fluids without faeces with a maximum temperature of 60 °C. Switching: up “ON”/down “OFF”. | 503211893 | L | **179.–** |
| **Float switch WA65 with 20 m cable** | Signal transmitters for contaminated fluids without faeces with a maximum temperature of 60 °C. Switching: up “ON”/down “OFF”. | 2004431 | L | **267.–** |
| **Float switch WA65 with 30 m cable** | Signal transmitters for contaminated fluids without faeces with a maximum temperature of 60 °C. Switching: up “ON”/down “OFF”. | 2004432 | L | **363.–** |
| **1~230 VAC flash light** | Xenon flash light for wall fixation for indoor and outdoor areas. Light colour: Red, flash frequency: 0.75 Hz | 2551613 | C | **285.–** |
| **1~230 V signal horn** | Horn with bell for wall fixation for indoor and outdoor areas. Alarm signal via electromechanical noise generation with steel diaphragm (88 dBA). | 501459398 | L | **98.–** |
| **NiMh rechargeable battery, 9 V/200 mAh** | Rechargeable battery to be installed in the switchgears Wilo-control MS-L and EC-L for a mains-independent alarm | 2522850 | L | **28.–** |

**You can find more accessories at the end in the chapter Electric accessories!**
Attention: Switchgears are not protected against explosions and can be used only outside potentially explosive areas. If pumps are used within potentially explosive areas, onsite measures are required.



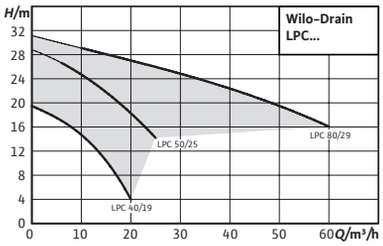


**Accessories** **Page**
Commissioning/maintenance 703

# Wilo-Drain LPC

## Construction
Self-priming drainage pump with standard motor for dry well installation

## Application
Pumping of
- → Wastewater
- → Process water

## Scope of delivery
- → Pump
- → Installation and operating instructions

**Your advantages**
- → Long service life thanks to its robust construction in grey cast iron
- → Easy maintenance due to integrated inspection opening
- → Flexible application

**Price group: PG7**

**Ordering information**

| Type | Pressure port | Rated power $P_2$ kW | Mains connection | Art. no. | | EUR |
|---|---|---|---|---|---|---|
| **Drain LPC 40/19** | G 1½ | 1.1 | 3~400 V, 50 Hz | 2081686 | L | **2,286.–** |
| **Drain LPC 50/25** | G 2 | 2.2 | 3~400 V, 50 Hz | 2081660 | L | **3,356.–** |
| **Drain LPC 80/29** | G 3 | 4 | 3~400 V, 50 Hz | 2081693 | L | **4,138.–** |

**Price group: PG14**

**Accessories for portable dry well installation DN40**

| Type | Description | Art. no. | | EUR |
|---|---|---|---|---|
| **Suction hose set Rp 1½ (DN 40), 3 m** | incl. PVC hose, hose nozzle, 2 hose clamps, foot valve and connecting pieces | 6042689 | A | **449.–** |
| **Suction hose set Rp 1½ (DN 40), 6 m** | incl. PVC hose, hose nozzle, 2 hose clamps, foot valve and connecting pieces | 6042690 | A | **500.–** |
| **Hose nozzle Ø 40 mm/R 1½** | with male thread made of plastic, incl. hose clip | 4027335 | L | **42.–** |
| **Synthetic pressure hose 3 m, Ø 42 mm** | Inside Ø 42 mm, PN 6, including hose clip | 2027641 | K | **48.–** |
| **Synthetic pressure hose 5 m, Ø 42 mm** | Inside Ø 42 mm, PN 6, including hose clip | 2027642 | L | **81.–** |

= ready for delivery, L = supply availability, C = approx. 2 weeks, K = approx. 4 weeks, AX = up to 16 weeks delivery time, please inquire for every order, A = on request, = please contact Wilo
Subject to change – all prices do not include VAT. Our General Terms of Delivery and Service apply (see www.wilo.com/legal) – valid from 01/01/2022 in Germany.

Price group: PG14

## Accessories for portable dry well installation DN40

| Type | Description | Art. no. | | EUR |
|---|---|---|---|---|
| | | | 🚚 | |
| **Synthetic pressure hose 15 m, Ø 42 mm** | Inside Ø 42 mm, PN 6, including hose clip | 2027643 | K | **149.–** |

## Accessories for portable dry well installation DN50

| Type | Description | Art. no. | | EUR |
|---|---|---|---|---|
| | | | 🚚 | |
| **Suction hose set R 2 (DN 50), 3 m** | incl. PVC hose, hose nozzle, 2 hose clamps, foot valve and connecting pieces | 6043355 | A | **456.–** |
| **Suction hose set R 2 (DN 50), 8 m** | incl. PVC hose, hose nozzle, 2 hose clamps, foot valve and connecting pieces | 6043356 | A | **549.–** |
| **Hose nozzle G 2/Ø 50 mm** | Made of brass with male thread for clamp connection. Incl. hose clip. | 2083111 | K | **68.–** |
| **Synthetic pressure hose 3 m, Ø 60 mm** | Inside Ø 60 mm, PN 6, including hose clip | 2027644 | A | **126.–** |
| **Synthetic pressure hose 5 m, Ø 60 mm** | Inside Ø 60 mm, PN 6, including hose clip | 2027645 | A | **189.–** |
| **Synthetic pressure hose 15 m, Ø 60 mm** | Inside Ø 60 mm, PN 6, including hose clip | 2027646 | A | **248.–** |
| **Synthetic pressure hose 10 m, Ø 60 mm** | Inside Ø 60 mm, PN 6, including hose clip | 2018106 | A | **352.–** |

Price group: PG14

## Accessories for portable dry well installation DN80

| Type | Description | Art. no. | | EUR |
|---|---|---|---|---|
| | | | 🚚 | |
| **Suction hose set R 3 (DN 80), 3 m** | incl. PVC hose, hose nozzle, 2 hose clamps, foot valve and connecting pieces | 6043357 | A | **1,000.–** |
| **Suction hose set R 3 (DN 80), 8 m** | incl. PVC hose, hose nozzle, 2 hose clamps, foot valve and connecting pieces | 6043358 | A | **1,232.–** |
| **Hose nozzle R 3/Ø 90 mm** | Made of steel with a conical male thread without collar. Incl. hose clip. | 2083112 | K | **187.–** |
| **Synthetic pressure hose 10 m, Ø 90 mm** | Inside Ø 90 mm, PN 8, including 2 hose clips | 2017152 | A | **252.–** |
| **Synthetic pressure hose 20 m, Ø 90 mm** | Inside Ø 90 mm, PN 8, including 2 hose clips | 2017193 | C | **475.–** |
| **Synthetic pressure hose 30 m, Ø 90 mm** | Inside Ø 90 mm, PN 8, including 2 hose clips | 2017194 | A | **660.–** |

Price group: PG14

## Electrical accessories – simple mains connection

Accessories for simple connection to the mains system.

| Type | Description | Art. no. | | EUR |
|---|---|---|---|---|
| | | | 🚚 | |
| **Connection cable 4 x 1.5 mm²** | Connection cable Type NSSHÖU; cross-section: 4x1.5 mm² (material sold by the metre) | 6007632 | C | **8.–** |
| **Connection cable 4 x 2.5 mm²** | Connection cable Type NSSHÖU; cross-section: 4x2.5 mm² (material sold by the metre) | 6007639 | C | **15.–** |
| **CEE motor protection plug 1.8...2.6 A** | CEE phase inverter plug with indication of the direction of rotation and thermal motor protection Connection for a float switch. With On/Off switch for “manual/automatic mode” | 2525865 | L | **414.–** |
| **CEE motor protection plug 3.7...5.5 A** | CEE phase inverter plug with indication of the direction of rotation and thermal motor protection Connection for a float switch. With On/Off switch for “manual/automatic mode” | 2017212 | C | **433.–** |
| **CEE motor protection plug 5.5...8.0 A** | CEE phase inverter plug with indication of the direction of rotation and thermal motor protection Connection for a float switch. With On/Off switch for “manual/automatic mode” | 2017213 | C | **450.–** |

**You can find more accessories at the end in the chapter Electric accessories!**

Attention: Switchgears are not protected against explosions and can be used only outside potentially explosive areas. If pumps are used within potentially explosive areas, onsite measures are required.

🚚 = ready for delivery, L = supply availability, C = approx. 2 weeks, K = approx. 4 weeks, AX = up to 16 weeks delivery time, please inquire for every order, A = on request, 📞 = please contact Wilo
Subject to change – all prices do not include VAT. Our General Terms of Delivery and Service apply (see www.wilo.com/legal) – valid from 01/01/2022 in Germany.

## Drain LPC

**Price group: PG14**

## Electrical accessories – mains-independent alarm signal

Alarm signal for detection of flooding in rooms and buildings. The alarm signal is acoustic, optical or wireless. In addition, other consumers can be controlled directly.

| Type | Description | Art. no. | | EUR |
|---|---|---|---|---|
| **Small alarm switchgear KAS** | Network-independent small alarm switchgear in ISO plug housing with shock-proof plug, acoustic alarm signal and attached electrode with 3 m cable for level measurement. | 501534094 | L | **408.–** |
| **AlarmControl 1** | Network-independent alarm system with shockproof plug, acoustic alarm signal and attached mini float switch with 3 m cable for level measurement. | 2522846 | L | **159.–** |
| **AlarmControl 2** | Network-independent alarm system with shock-proof adapter plug for the direct connection of a consumer, acoustic alarm signal and attached mini float switch with 3 m cable for level measurement. | 2522847 | L | **197.–** |

**You can find more accessories at the end in the chapter Electric accessories!**
Attention: Switchgears are not protected against explosions and can be used only outside potentially explosive areas. If pumps are used within potentially explosive areas, onsite measures are required.

**Price group: PG14**

## Electrical accessories – level control with float switch

Level measurement using several float switches for the different water levels, including high water alarm signal. The breakdown barrier and the Ex cutoff relays are not required except for the connection of signal transmitters in potentially explosive areas! These can also be dispensed with when the SC-L..-Ex switchgear is used!

| Type | Description | Art. no. | | EUR |
|---|---|---|---|---|
| **MS-L-1x4kW-DOL** | Microprocessor-controlled switchgear for level-dependent control of a submersible pump with float switch. | 2539741 | L | **582.–** |
| **MS-L-2x4kW-DOL** | Microprocessor-controlled switchgear for level-dependent control of 2 submersible pumps with float switch. | 2539745 | L | **786.–** |
| **Float switch WA65 with 5 m cable** | Signal transmitters for contaminated fluids without faeces with a maximum temperature of 60 °C. Switching: up “ON”/down “OFF”. | 503211390 | L | **94.–** |
| **Float switch WA65 with 10 m cable** | Signal transmitters for contaminated fluids without faeces with a maximum temperature of 60 °C. Switching: up “ON”/down “OFF”. | 503211893 | L | **179.–** |
| **Float switch WA65 with 20 m cable** | Signal transmitters for contaminated fluids without faeces with a maximum temperature of 60 °C. Switching: up “ON”/down “OFF”. | 2004431 | L | **267.–** |
| **Float switch WA65 with 30 m cable** | Signal transmitters for contaminated fluids without faeces with a maximum temperature of 60 °C. Switching: up “ON”/down “OFF”. | 2004432 | L | **363.–** |
| **1~230 VAC flash light** | Xenon flash light for wall fixation for indoor and outdoor areas. Light colour: Red, flash frequency: 0.75 Hz | 2551613 | C | **285.–** |
| **1~230 V signal horn** | Horn with bell for wall fixation for indoor and outdoor areas. Alarm signal via electromechanical noise generation with steel diaphragm (88 dBA). | 501459398 | L | **98.–** |
| **ZSD CEE16 with 5 m cable, 5 m** | Intermediate float switch with CEE plug/coupling for level-dependent control of three-phase consumers | 6023412 | A | **592.–** |
| **ZSD CEE16 with 10 m cable, 10 m** | Intermediate float switch with CEE plug/coupling for level-dependent control of three-phase consumers | 6021206 | K | **634.–** |
| **ZSD CEE16 with 20 m cable, 20 m** | Intermediate float switch with CEE plug/coupling for level-dependent control of three-phase consumers | 6021205 | K | **645.–** |
| **NiMh rechargeable battery, 9 V/200 mAh** | Rechargeable battery to be installed in the switchgears Wilo-control MS-L and EC-L for a mains-independent alarm | 2522850 | L | **28.–** |

**You can find more accessories at the end in the chapter Electric accessories!**
Attention: Switchgears are not protected against explosions and can be used only outside potentially explosive areas. If pumps are used within potentially explosive areas, onsite measures are required.



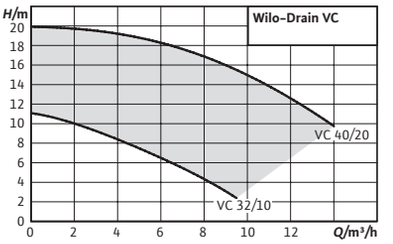


**Accessories** **Page**
Commissioning/maintenance 703

# Wilo-Drain VC

## Construction
Vertical pedestal-type non-submersible drainage pump with standard motor

## Application
Pumping of
- → Wastewater with a maximum fluid temperature of 95 °C

## Scope of delivery
- → Pump with fitted float switch
- → Installation and operating instructions

**Your advantages**
- → For fluid temperatures up to 95 °C
- → Long service life, even in the event of long periods of standstill
- → Easy operation due to the attached float switch

**Price group: PG7**

**Ordering information**

| Type | Pressure port | Rated power | Mains connection | Art. no. | | |
|---|---|---|---|---|---|---|
| | | $P_2$ kW | | | | EUR |
| **Drain VC 32/10 (1~230 V)** | R 1 | 0.37 | 1~230 V, 50 Hz | 2044582 | L | **2,129.–** |
| **Drain VC 32/10 (3~400 V)** | R 1 | 0.37 | 3~400 V, 50 Hz | 2044583 | L | **1,911.–** |
| **Drain VC 40/20 (3~400 V)** | R 1½ | 2.2 | 3~400 V, 50 Hz | 2044584 | L | **3,157.–** |

**Price group: PG14**

**Electrical accessories – simple mains connection**

Accessories for simple connection to the mains system.

| Type | Description | Art. no. | | |
|---|---|---|---|---|
| | | | | EUR |
| **5 m connection cable including plug with on/off switch** | 5 m connection cable of H07RN-F type (cross-section: 3G1) including shock-proof plug with on/off switch, without motor protection | 2050436 | L | **92.–** |

**You can find more accessories at the end in the chapter Electric accessories!**
Attention: Switchgears are not protected against explosions and can be used only outside potentially explosive areas. If pumps are used within potentially explosive areas, onsite measures are required.

**Price group: PG14**

## Electrical accessories – simple mains connection

Accessories for simple connection to the mains system.

| Type | Description | Art. no. | | EUR |
|---|---|---|---|---|
| **Connection cable 4 x 1.5 mm²** | Connection cable Type NSSHÖU; cross-section: 4x1.5 mm² (material sold by the metre) | 6007632 | C | **8.–** |
| **Connection cable 4 x 2.5 mm²** | Connection cable Type NSSHÖU; cross-section: 4x2.5 mm² (material sold by the metre) | 6007639 | C | **15.–** |
| **CEE motor protection plug 1.2...1.8 A** | CEE phase inverter plug with indication of the direction of rotation and thermal motor protection Connection for a float switch. With On/Off switch for "manual/automatic mode" | 2525864 | C | **427.–** |
| **CEE motor protection plug 2.6...3.7 A** | CEE phase inverter plug with indication of the direction of rotation and thermal motor protection Connection for a float switch. With On/Off switch for "manual/automatic mode" | 2017211 | C | **433.–** |

**You can find more accessories at the end in the chapter Electric accessories!**
Attention: Switchgears are not protected against explosions and can be used only outside potentially explosive areas. If pumps are used within potentially explosive areas, onsite measures are required.

**Price group: PG14**

## Electrical accessories – mains-independent alarm signal

Alarm signal for detection of flooding in rooms and buildings. The alarm signal is acoustic, optical or wireless. In addition, other consumers can be controlled directly.

| Type | Description | Art. no. | | EUR |
|---|---|---|---|---|
| **Small alarm switchgear KAS** | Network-independent small alarm switchgear in ISO plug housing with shock-proof plug, acoustic alarm signal and attached electrode with 3 m cable for level measurement. | 501534094 | L | **408.–** |
| **AlarmControl 1** | Network-independent alarm system with shockproof plug, acoustic alarm signal and attached mini float switch with 3 m cable for level measurement. | 2522846 | L | **159.–** |
| **AlarmControl 2** | Network-independent alarm system with shock-proof adapter plug for the direct connection of a consumer, acoustic alarm signal and attached mini float switch with 3 m cable for level measurement. | 2522847 | L | **197.–** |

**You can find more accessories at the end in the chapter Electric accessories!**
Attention: Switchgears are not protected against explosions and can be used only outside potentially explosive areas. If pumps are used within potentially explosive areas, onsite measures are required.



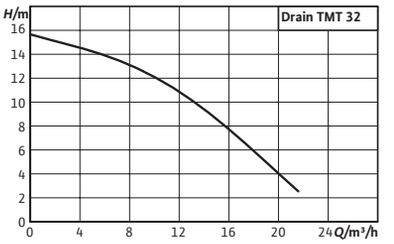


**Accessories** **Page**
Commissioning/maintenance 703

# Wilo-Drain TMT

## Construction
Submersible drainage pump

## Application
Pumping of
→ Wastewater with a maximum fluid temperature of 95 °C

**Your advantages**
→ Temperature resistance for fluid temperatures up to 95 °C
→ High operational reliability due to motor temperature monitoring and sealed cable inlet

## Scope of delivery
→ Submersible drainage pump
→ Installation and operating instructions

**Price group: PG7**

**Ordering information**

| Type | Rated power | Mains connection | Art. no. | | |
|---|---|---|---|---|---|
| | $P_2$ kW | | | | EUR |
| **Drain TMT 32M113/7,5Ci** | 0.75 | 3~400 V, 50 Hz | 6070087 | L | **3,106.–** |

**Price group: PG14**

**Electrical accessories – simple mains connection**

Accessories for simple connection to the mains system.

| Type | Description | Art. no. | | |
|---|---|---|---|---|
| | | | | EUR |
| **CEE motor protection plug 1.8...2.6 A** | CEE phase inverter plug with indication of the direction of rotation and thermal motor protection Connection for a float switch. With On/Off switch for “manual/automatic mode” | 2525865 | L | **414.–** |

**You can find more accessories at the end in the chapter Electric accessories!**
Attention: Switchgears are not protected against explosions and can be used only outside potentially explosive areas. If pumps are used within potentially explosive areas, onsite measures are required.



**Drain TMT**

**Price group: PG14**

## Electrical accessories – mains-independent alarm signal

Alarm signal for detection of flooding in rooms and buildings. The alarm signal is acoustic, optical or wireless. In addition, other consumers can be controlled directly.

| Type | Description | Art. no. | | EUR |
|---|---|---|---|---|
| **DrainAlarm 2** | Network-independent alarm switchgear with optical and acoustic alarm signal and with a connection for one float switch. | 2545133 | L | **475.–** |
| **DrainAlarm GSM** | Network-independent alarm switchgear with optical, acoustic and wireless (per GSM) alarm signal and with a connection for one float switch. | 2542911 | L | **1,283.–** |
| **1~230 V signal horn** | Horn with bell for wall fixation for indoor and outdoor areas. Alarm signal via electromechanical noise generation with steel diaphragm (88 dBA). | 501459398 | L | **98.–** |
| **1~230 VAC flash light** | Xenon flash light for wall fixation for indoor and outdoor areas. Light colour: Red, flash frequency: 0.75 Hz | 2551613 | C | **285.–** |
| **Float switch WA KR1 S with 10 m cable** | Signal transmitters for contaminated fluids without faeces with a maximum temperature of 100 °C. Switching: up "ON"/down "OFF". | 6082807 | L | **226.–** |
| **Float switch WA KR1 S with 5 m cable** | Signal transmitters for contaminated fluids without faeces with a maximum temperature of 100 °C. Switching: up "ON"/down "OFF". | 6082806 | L | **134.–** |

**You can find more accessories at the end in the chapter Electric accessories!**
Attention: Switchgears are not protected against explosions and can be used only outside potentially explosive areas. If pumps are used within potentially explosive areas, onsite measures are required.

**Price group: PG14**

## Electrical accessories – level control with float switch

Level measurement using several float switches for the different water levels, including high water alarm signal. The breakdown barrier and the Ex cutoff relays are not required except for the connection of signal transmitters in potentially explosive areas! These can also be dispensed with when the SC-L..-Ex switchgear is used!

| Type | Description | Art. no. | | EUR |
|---|---|---|---|---|
| **MS-L-1x4kW-DOL** | Microprocessor-controlled switchgear for level-dependent control of a submersible pump with float switch. | 2539741 | L | **582.–** |
| **MS-L-2x4kW-DOL** | Microprocessor-controlled switchgear for level-dependent control of 2 submersible pumps with float switch. | 2539745 | L | **786.–** |
| **Float switch WA KR1 S with 5 m cable** | Signal transmitters for contaminated fluids without faeces with a maximum temperature of 100 °C. Switching: up "ON"/down "OFF". | 6082806 | L | **134.–** |
| **Float switch WA KR1 S with 10 m cable** | Signal transmitters for contaminated fluids without faeces with a maximum temperature of 100 °C. Switching: up "ON"/down "OFF". | 6082807 | L | **226.–** |
| **1~230 VAC flash light** | Xenon flash light for wall fixation for indoor and outdoor areas. Light colour: Red, flash frequency: 0.75 Hz | 2551613 | C | **285.–** |
| **1~230 V signal horn** | Horn with bell for wall fixation for indoor and outdoor areas. Alarm signal via electromechanical noise generation with steel diaphragm (88 dBA). | 501459398 | L | **98.–** |
| **NiMh rechargeable battery, 9 V/200 mAh** | Rechargeable battery to be installed in the switchgears Wilo-control MS-L and EC-L for a mains-independent alarm | 2522850 | L | **28.–** |

**You can find more accessories at the end in the chapter Electric accessories!**
Attention: Switchgears are not protected against explosions and can be used only outside potentially explosive areas. If pumps are used within potentially explosive areas, onsite measures are required.



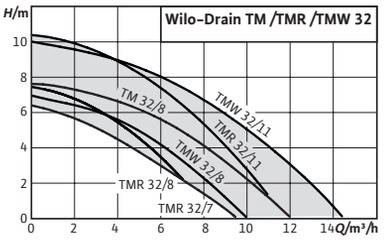


**Accessories** **Page**
Commissioning/maintenance 703

# Wilo-Drain TM/TMW/TMR 32

## Construction
Submersible drainage pump

## Application
Pumping of
- → Sewage without faeces or long-fibre constituents
- → Wastewater

## Scope of delivery
- → Pump with connection cable and plug
- → Fitted float switch (apart from TM 32/8-10)
- → Threaded connection with non-return valve (Drain TMW/TMR)
- → Hose connection, supplied (Drain TM)
- → Installation and operating instructions

## Your advantages
- → User-friendly – ergonomic handle, low weight, ready-to-plug version (Plug&Pump)
- → Operationally reliable – stainless steel-encapsulated motor with sheath flow cooling, mechanical seal and sealing chamber
- → Drain TMR with flat suction – minimal residual water level of 2 mm

**Price group: PG7**

**Ordering information**

| Type | Pressure port | Connection cable length | Rated power | Mains connection | Art. no. | | |
|---|---|---|---|---|---|---|---|
| | | *D* m | $P_2$ kW | | | | EUR |
| **Drain TM 32/7** | G 1¼ | 4 | 0.25 | 1~230 V, 50 Hz | 4048412 | L | **277.–** |
| **Drain TM 32/8-10M** | G 1¼ | 10 | 0.37 | 1~230 V, 50 Hz | 4048411 | L | **330.–** |
| **Drain TMR 32/8** | G 1¼ | 4 | 0.37 | 1~230 V, 50 Hz | 4145325 | L | **296.–** |
| **Drain TMR 32/8-10M** | G 1¼ | 10 | 0.37 | 1~230 V, 50 Hz | 4145326 | L | **330.–** |
| **Drain TMR 32/11** | G 1¼ | 4 | 0.55 | 1~230 V, 50 Hz | 4145327 | L | **559.–** |
| **Drain TMW 32/8** | G 1¼ | 4 | 0.37 | 1~230 V, 50 Hz | 4048413 | L | **296.–** |
| **Drain TMW 32/8-10M** | G 1¼ | 10 | 0.37 | 1~230 V, 50 Hz | 4058059 | L | **401.–** |
| **Drain TMW 32/11** | G 1¼ | 4 | 0.55 | 1~230 V, 50 Hz | 4048414 | L | **559.–** |
| **Drain TMW 32/11-10M** | G 1¼ | 10 | 0.55 | 1~230 V, 50 Hz | 4058060 | L | **673.–** |
| **Drain TMW 32/11-30M** | G 1¼ | 30 | 0.55 | 1~230 V, 50 Hz | 4231961 | A | **590.–** |
| **Drain TMW 32/11HD** | G 1¼ | 10 | 0.55 | 1~230 V, 50 Hz | 4048715 | L | **748.–** |

= ready for delivery, L = supply availability, C = approx. 2 weeks, K = approx. 4 weeks, AX = up to 16 weeks delivery time, please inquire for every order, A = on request, = please contact Wilo
Subject to change – all prices do not include VAT. Our General Terms of Delivery and Service apply (see www.wilo.com/legal) – valid from 01/01/2022 in Germany.

**Price group: PG14**

## Accessories for stationary wet well installation

| Type | Description | Art. no. | | EUR |
|---|---|---|---|---|
| **Gate valve set Rp 1¼** | made of brass with female thread and double nipple with male thread R 1¼ | 2528652 | L | **66.–** |
| **Non-return valve Rp 1¼** | made of plastic, with female thread | 501533696 | L | **102.–** |
| **Fixed coupling Storz C/G 1¼** | made of aluminium, Storz C connection, with male thread | 6003097 | A | ✆ |

**Price group: PG14**

## Electrical accessories – mains-independent alarm signal

Alarm signal for detection of flooding in rooms and buildings. The alarm signal is acoustic, optical or wireless. In addition, other consumers can be controlled directly.

| Type | Description | Art. no. | | EUR |
|---|---|---|---|---|
| **Small alarm switchgear KAS** | Network-independent small alarm switchgear in ISO plug housing with shock-proof plug, acoustic alarm signal and attached electrode with 3 m cable for level measurement. | 501534094 | L | **408.–** |
| **AlarmControl 1** | Network-independent alarm system with shockproof plug, acoustic alarm signal and attached mini float switch with 3 m cable for level measurement. | 2522846 | L | **159.–** |
| **AlarmControl 2** | Network-independent alarm system with shock-proof adapter plug for the direct connection of a consumer, acoustic alarm signal and attached mini float switch with 3 m cable for level measurement. | 2522847 | L | **197.–** |

**You can find more accessories at the end in the chapter Electric accessories!**
Attention: Switchgears are not protected against explosions and can be used only outside potentially explosive areas. If pumps are used within potentially explosive areas, onsite measures are required.



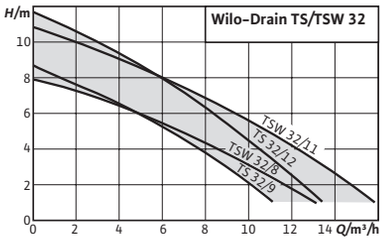


**Accessories** **Page**
Commissioning/maintenance 703

# Wilo-Drain TS/TSW 32

## Construction
Submersible drainage pump

## Application
Pumping of
- → Sewage without faeces or long-fibre constituents
- → Wastewater

## Scope of delivery
- → Pump with connection cable and plug
- → Attached float switch
- → Non-return valve, supplied
- → Hose connection, enclosed
- → Installation and operating instructions

## Your advantages
- → User-friendly – lightweight, ready-to-plug version (Plug&Pump)
- → Perfect for mobile applications – features a robust, impact-resistant stainless steel housing
- → Reliable operation – stainless steel-encapsulated motor with sheath flow cooling, mechanical seal and sealing chamber

**Price group: PG7**

**Ordering information**

| | Pressure port | Rated power | Connection cable length | Mains connection | Art. no. | | |
|---|---|---|---|---|---|---|---|
| | | $P_2$ kW | $D$ m | | | | EUR |
| **Drain TS 32/9-A** | Rp 1¼ | 0.3 | 10 | 1~230 V, 50 Hz | 6043943 | L | **381.–** |
| **Drain TS 32/12-A** | Rp 1¼ | 0.6 | 10 | 1~230 V, 50 Hz | 6043945 | L | **469.–** |
| **Drain TSW 32/8-A** | Rp 1¼ | 0.3 | 10 | 1~230 V, 50 Hz | 6045167 | L | **401.–** |
| **Drain TSW 32/11-A** | Rp 1¼ | 0.6 | 10 | 1~230 V, 50 Hz | 6045166 | L | **497.–** |

**Price group: PG14**

**Accessories for stationary wet well installation**

| Type | Description | Art. no. | | |
|---|---|---|---|---|
| | | | | EUR |
| **Gate valve set Rp 1¼** | made of brass with female thread and double nipple with male thread R 1¼ | 2528652 | L | **66.–** |
| **Non-return valve Rp 1¼** | made of plastic, with female thread | 501533696 | L | **102.–** |

= ready for delivery, L = supply availability, C = approx. 2 weeks, K = approx. 4 weeks, AX = up to 16 weeks delivery time, please inquire for every order, A = on request, = please contact Wilo
Subject to change – all prices do not include VAT. Our General Terms of Delivery and Service apply (see www.wilo.com/legal) – valid from 01/01/2022 in Germany.

**Price group: PG14**

## Electrical accessories – mains-independent alarm signal

Alarm signal for detection of flooding in rooms and buildings. The alarm signal is acoustic, optical or wireless. In addition, other consumers can be controlled directly.

| Type | Description | Art. no. | | |
|---|---|---|---|---|
| | | | 🚚 | EUR |
| **Small alarm switchgear KAS** | Network-independent small alarm switchgear in ISO plug housing with shock-proof plug, acoustic alarm signal and attached electrode with 3 m cable for level measurement. | 501534094 | L | **408.–** |
| **AlarmControl 1** | Network-independent alarm system with shockproof plug, acoustic alarm signal and attached mini float switch with 3 m cable for level measurement. | 2522846 | L | **159.–** |
| **AlarmControl 2** | Network-independent alarm system with shock-proof adapter plug for the direct connection of a consumer, acoustic alarm signal and attached mini float switch with 3 m cable for level measurement. | 2522847 | L | **197.–** |

**You can find more accessories at the end in the chapter Electric accessories!**
Attention: Switchgears are not protected against explosions and can be used only outside potentially explosive areas. If pumps are used within potentially explosive areas, onsite measures are required.



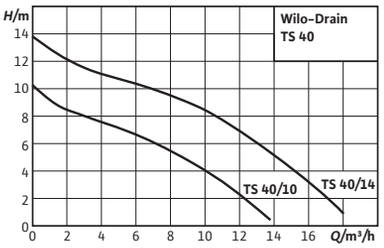


**Accessories** **Page**
Commissioning/maintenance 703

# Wilo-Drain TS 40

## Construction
Submersible drainage pump

## Application
Pumping of
- → Sewage without faeces or long-fibre constituents
- → Wastewater

## Scope of delivery
- → Pump with 10 m connection cable and bare cable end
- → A-model with float switch and plug
- → Hose connection
- → Installation and operating instructions

**Your advantages**
→ Simple handling thanks to low weight
→ Attached float switch and plug (A version) enable ease of use

**Price group: PG7**

**Ordering information**

| Type | Pressure port | Rated power | Connection cable length | Mains connection | Art. no. | | |
|---|---|---|---|---|---|---|---|
| | | $P_2$ kW | $D$ m | | | | EUR |
| **Drain TS 40/10 (1~230 V)** | Rp 1½ | 0.4 | 10 | 1~230 V, 50 Hz | 2063928 | L | **589.–** |
| **Drain TS 40/10 (3~400 V)** | Rp 1½ | 0.4 | 10 | 3~400 V, 50 Hz | 2063927 | L | **616.–** |
| **Drain TS 40/10-A (1~230 V)** | Rp 1½ | 0.4 | 10 | 1~230 V, 50 Hz | 2063926 | L | **620.–** |
| **Drain TS 40/14 (1~230 V)** | Rp 1½ | 0.75 | 10 | 1~230 V, 50 Hz | 2063931 | L | **662.–** |
| **Drain TS 40/14 (3~400 V)** | Rp 1½ | 0.75 | 10 | 3~400 V, 50 Hz | 2063930 | L | **683.–** |
| **Drain TS 40/14-A (1~230 V)** | Rp 1½ | 0.75 | 10 | 1~230 V, 50 Hz | 2063929 | L | **696.–** |

= ready for delivery, L = supply availability, C = approx. 2 weeks, K = approx. 4 weeks, AX = up to 16 weeks delivery time, please inquire for every order, A = on request, = please contact Wilo
Subject to change – all prices do not include VAT. Our General Terms of Delivery and Service apply (see www.wilo.com/legal) – valid from 01/01/2022 in Germany.

Price group: PG14

## Accessories for stationary wet well installation DN40

| Type | Description | Art. no. | | EUR |
|---|---|---|---|---|
| | | | 🚚 | |
| **Shut-off ball cock Rp 1½, G-CuSn10** | made of brass, nickel-plated, with female thread | 4027337 | L | **71.–** |
| **Non-return valve Rp 1½** | made of EN-GJL-250, with female thread | 4027330 | L | **171.–** |
| **90° pipe elbow G 1½** | Made of steel, galvanised with G 1½ / R 1½ female/male thread | 2083117 | L | **61.–** |
| **Mounting accessories DN 40/50/65, PN 10** | For one flange connection, with screws, nuts and flat gasket | 6076963 | L | **28.–** |
| **Lifting chain kit PCS-LU, stainless steel, 200 kg, 1 m** | Lifting chain for raising and lowering pumps; incl. 1 shackle. | 6084895 | L | **91.–** |
| **Lifting chain kit PCS-LU, stainless steel, 200 kg, 3 m** | Lifting chain for raising and lowering pumps; incl. 1 shackle; with connecting links each metre for suspension. | 6084894 | L | **205.–** |
| **Lifting chain kit PCS-LU, stainless steel, 200 kg, 6 m** | Lifting chain for raising and lowering pumps; incl. 1 shackle; with connecting links each metre for suspension. | 6084893 | L | **277.–** |

Price group: PG14

## Accessories for portable wet well installation DN40

| Type | Description | Art. no. | | EUR |
|---|---|---|---|---|
| | | | 🚚 | |
| **Hose nozzle Ø 40 mm/R 1½** | with male thread made of plastic, incl. hose clip | 4027335 | L | **42.–** |
| **Synthetic pressure hose 3 m, Ø 42 mm** | Inside Ø 42 mm, PN 6, including hose clip | 2027641 | K | **48.–** |
| **Synthetic pressure hose 5 m, Ø 42 mm** | Inside Ø 42 mm, PN 6, including hose clip | 2027642 | L | **81.–** |
| **Synthetic pressure hose 15 m, Ø 42 mm** | Inside Ø 42 mm, PN 6, including hose clip | 2027643 | K | **149.–** |
| **Fixed coupling Storz C/G 1½** | made of aluminium, Storz C connection, with male thread | 6072745 | A | **24.–** |
| **Plastic spiral hose 5 m, with Storz C** | Inside Ø 52 mm, including coupling, 4.5/13.5 bar | 6022269 | L | **356.–** |
| **Plastic spiral hose 10 m, with Storz C** | Inside Ø 52 mm, including coupling, 4.5/13.5 bar | 6022270 | K | **573.–** |
| **Plastic spiral hose 20 m, with Storz C** | Inside Ø 52 mm, including coupling, 4.5/13.5 bar | 6022271 | K | **804.–** |
| **Lifting chain kit PCS-LU, stainless steel, 200 kg, 1 m** | Lifting chain for raising and lowering pumps; incl. 1 shackle. | 6084895 | L | **91.–** |
| **Lifting chain kit PCS-LU, stainless steel, 200 kg, 3 m** | Lifting chain for raising and lowering pumps; incl. 1 shackle; with connecting links each metre for suspension. | 6084894 | L | **205.–** |
| **Lifting chain kit PCS-LU, stainless steel, 200 kg, 6 m** | Lifting chain for raising and lowering pumps; incl. 1 shackle; with connecting links each metre for suspension. | 6084893 | L | **277.–** |



🚚 = ready for delivery, L = supply availability, C = approx. 2 weeks, K = approx. 4 weeks, AX = up to 16 weeks delivery time, please inquire for every order, A = on request, 📞 = please contact Wilo
Subject to change – all prices do not include VAT. Our General Terms of Delivery and Service apply (see www.wilo.com/legal) – valid from 01/01/2022 in Germany.

Price group: PG14

## Electrical accessories – simple mains connection

Accessories for simple connection to the mains system.

| Type | Description | Art. no. | | EUR |
|---|---|---|---|---|
| | | | 🚚 | |
| **CEE motor protection plug 1.2...1.8 A** | CEE phase inverter plug with indication of the direction of rotation and thermal motor protection Connection for a float switch. With On/Off switch for “manual/automatic mode” | 2525864 | C | **427.–** |
| **CEE motor protection plug 1.8...2.6 A** | CEE phase inverter plug with indication of the direction of rotation and thermal motor protection Connection for a float switch. With On/Off switch for “manual/automatic mode” | 2525865 | L | **414.–** |

**You can find more accessories at the end in the chapter Electric accessories!**
Attention: Switchgears are not protected against explosions and can be used only outside potentially explosive areas. If pumps are used within potentially explosive areas, onsite measures are required.

Price group: PG14

## Electrical accessories – level control with float switch

Level measurement using several float switches for the different water levels, including high water alarm signal. The breakdown barrier and the Ex cutoff relays are not required except for the connection of signal transmitters in potentially explosive areas! These can also be dispensed with when the SC-L..-Ex switchgear is used!

| Type | Description | Art. no. | | EUR |
|---|---|---|---|---|
| | | | 🚚 | |
| **MS-L-1x4kW-DOL** | Microprocessor-controlled switchgear for level-dependent control of a submersible pump with float switch. | 2539741 | L | **582.–** |
| **MS-L-2x4kW-DOL** | Microprocessor-controlled switchgear for level-dependent control of 2 submersible pumps with float switch. | 2539745 | L | **786.–** |
| **Float switch WA65 with 5 m cable** | Signal transmitters for contaminated fluids without faeces with a maximum temperature of 60 °C. Switching: up “ON”/down “OFF”. | 503211390 | L | **94.–** |
| **Float switch WA65 with 10 m cable** | Signal transmitters for contaminated fluids without faeces with a maximum temperature of 60 °C. Switching: up “ON”/down “OFF”. | 503211893 | L | **179.–** |
| **Float switch WA65 with 20 m cable** | Signal transmitters for contaminated fluids without faeces with a maximum temperature of 60 °C. Switching: up “ON”/down “OFF”. | 2004431 | L | **267.–** |
| **Float switch WA65 with 30 m cable** | Signal transmitters for contaminated fluids without faeces with a maximum temperature of 60 °C. Switching: up “ON”/down “OFF”. | 2004432 | L | **363.–** |
| **1~230 VAC flash light** | Xenon flash light for wall fixation for indoor and outdoor areas. Light colour: Red, flash frequency: 0.75 Hz | 2551613 | C | **285.–** |
| **1~230 V signal horn** | Horn with bell for wall fixation for indoor and outdoor areas. Alarm signal via electromechanical noise generation with steel diaphragm (88 dBA). | 501459398 | L | **98.–** |
| **NiMh rechargeable battery, 9 V/200 mAh** | Rechargeable battery to be installed in the switchgears Wilo-control MS-L and EC-L for a mains-independent alarm | 2522850 | L | **28.–** |

**You can find more accessories at the end in the chapter Electric accessories!**
Attention: Switchgears are not protected against explosions and can be used only outside potentially explosive areas. If pumps are used within potentially explosive areas, onsite measures are required.

Price group: PG14

## Electrical accessories – mains-independent alarm signal

Alarm signal for detection of flooding in rooms and buildings. The alarm signal is acoustic, optical or wireless. In addition, other consumers can be controlled directly.

| Type | Description | Art. no. | | EUR |
|---|---|---|---|---|
| | | | 🚚 | |
| **Small alarm switchgear KAS** | Network-independent small alarm switchgear in ISO plug housing with shock-proof plug, acoustic alarm signal and attached electrode with 3 m cable for level measurement. | 501534094 | L | **408.–** |
| **AlarmControl 1** | Network-independent alarm system with shockproof plug, acoustic alarm signal and attached mini float switch with 3 m cable for level measurement. | 2522846 | L | **159.–** |
| **AlarmControl 2** | Network-independent alarm system with shock-proof adapter plug for the direct connection of a consumer, acoustic alarm signal and attached mini float switch with 3 m cable for level measurement. | 2522847 | L | **197.–** |

**You can find more accessories at the end in the chapter Electric accessories!**
Attention: Switchgears are not protected against explosions and can be used only outside potentially explosive areas. If pumps are used within potentially explosive areas, onsite measures are required.



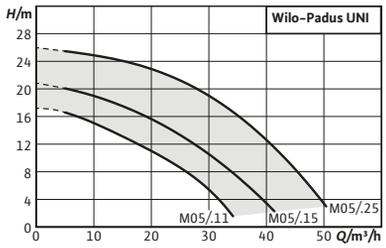


| Accessories | Page |
|---|---|
| Commissioning/maintenance | 703 |

# Wilo-Padus UNI

## Construction
Submersible drainage pump for intermittent operation for portable wet well installation

## Application
Pumping of
- → Sewage not containing faeces (EN 12050-2)
- → Wastewater
- → Fluids with a pH value of > 4.5
- → Material version “B”: Aggressive fluids, e.g. lake/sea water, condensate, distilled water

## Scope of delivery
- → Submersible drainage pump with 10 m cable
- → Operating and maintenance manual

## Your advantages
- → Exceptional reliability owing to corrosion-free hydraulics for universal applications and various fluids
- → Easy installation thanks to its low weight, integrated capacitor at the AC motor and threaded flange
- → Optimum efficiency and high operational reliability owing to improved hydraulics
- → Quick maintenance facilitated by direct access to the sealing chamber and pump housing
- → Long maintenance intervals thanks to double mechanical seal and large volume sealing chamber
- → Clog-proof thanks to the integrated strainer

**Price group: PG7**

**Ordering information**

| Type | Pressure port | Rated power $P_2$ kW | Connection cable length $D$ m | Mains connection | Art. no. | | EUR |
|---|---|---|---|---|---|---|---|
| **Padus UNI-M05K/M11-523/A** | G 2 | 1.1 | 10 | 1~230 V, 50 Hz | 6089421 | C | **2,011.-** |
| **Padus UNI-M05K/M15-523/A** | G 2 | 1.5 | 10 | 1~230 V, 50 Hz | 6089425 | C | **2,608.-** |
| **Padus UNI-M05K/T11-540** | G 2 | 1.1 | 10 | 3~400 V, 50 Hz | 6089422 | C | **1,918.-** |
| **Padus UNI-M05K/T15-540** | G 2 | 1.5 | 10 | 3~400 V, 50 Hz | 6089424 | C | **2,509.-** |
| **Padus UNI-M05K/T25-540** | G 2 | 2.5 | 10 | 3~400 V, 50 Hz | 6089423 | C | **3,019.-** |
| **Padus UNI M05/M11-523/A** | G 2 | 1.1 | 10 | 1~230 V, 50 Hz | 6084802 | L | **1,190.-** |
| **Padus UNI M05/M11-523/P** | G 2 | 1.1 | 10 | 1~230 V, 50 Hz | 6084801 | L | **1,127.-** |
| **Padus UNI M05/M11-523/VA** | G 2 | 1.1 | 10 | 1~230 V, 50 Hz | 6084803 | L | **1,245.-** |
| **Padus UNI M05/M15-523/A** | G 2 | 1.5 | 10 | 1~230 V, 50 Hz | 6084807 | L | **1,477.-** |
| **Padus UNI M05/M15-523/P** | G 2 | 1.5 | 10 | 1~230 V, 50 Hz | 6084806 | L | **1,414.-** |
| **Padus UNI M05/M15-523/VA** | G 2 | 1.5 | 10 | 1~230 V, 50 Hz | 6084808 | L | **1,534.-** |

= ready for delivery, L = supply availability, C = approx. 2 weeks, K = approx. 4 weeks, AX = up to 16 weeks delivery time, please inquire for every order, A = on request, = please contact Wilo
Subject to change – all prices do not include VAT. Our General Terms of Delivery and Service apply (see www.wilo.com/legal) – valid from 01/01/2022 in Germany.

Price group: PG7

## Ordering information

| Type | Pressure port | Rated power | Connection cable length | Mains connection | Art. no. | | |
|---|---|---|---|---|---|---|---|
| | | $P_2$ kW | $D$ m | | | | EUR |
| **Padus UNI M05/T11-540** | G 2 | 1.1 | 10 | 3~400 V, 50 Hz | 6084804 | L | **1,120.–** |
| **Padus UNI M05/T11-540/A** | G 2 | 1.1 | 10 | 3~400 V, 50 Hz | 6084805 | L | **1,581.–** |
| **Padus UNI M05/T15-540** | G 2 | 1.5 | 10 | 3~400 V, 50 Hz | 6084809 | L | **1,408.–** |
| **Padus UNI M05/T15-540/A** | G 2 | 1.5 | 10 | 3~400 V, 50 Hz | 6084810 | L | **1,868.–** |
| **Padus UNI M05/T25-540** | G 2 | 2.5 | 10 | 3~400 V, 50 Hz | 6084811 | L | **1,641.–** |
| **Padus UNI M05/T25-540/A** | G 2 | 2.5 | 10 | 3~400 V, 50 Hz | 6084812 | L | **2,095.–** |
| **Padus UNI M05/T25-540/A 2"1/2 KIT** | G 2 | 2.5 | 10 | 3~400 V, 50 Hz | 6084816 | C | **2,249.–** |
| **Padus UNI M05/T25-540 2"1/2 KIT** | G 2 | 2.5 | 10 | 3~400 V, 50 Hz | 6084815 | C | **1,795.–** |
| **Padus UNI M05B/M11-523/A** | G 2 | 1.1 | 10 | 1~230 V, 50 Hz | 6087664 | L | **1,785.–** |
| **Padus UNI M05B/M15-523/A** | G 2 | 1.5 | 10 | 1~230 V, 50 Hz | 6087666 | L | **2,333.–** |
| **Padus UNI M05B/T11-540** | G 2 | 1.1 | 10 | 3~400 V, 50 Hz | 6087665 | L | **1,680.–** |
| **Padus UNI M05B/T15-540** | G 2 | 1.5 | 10 | 3~400 V, 50 Hz | 6087667 | L | **2,232.–** |
| **Padus UNI M05B/T25-540** | G 2 | 2.5 | 10 | 3~400 V, 50 Hz | 6087669 | L | **2,698.–** |

Price group: PG14

## Accessories for stationary wet well installation DN40

| Type | Description | Art. no. | | |
|---|---|---|---|---|
| | | | | EUR |
| **Non-return valve G 2** | made of EN-GJL-250, with female thread | 4027331 | L | **210.–** |
| **Shut-off ball cock Rp 2, G-CuSn10** | made of brass, nickel-plated, with female thread | 4027338 | L | **98.–** |
| **Lifting chain kit PCS-LU, stainless steel, 200 kg, 1 m** | Lifting chain for raising and lowering pumps; incl. 1 shackle. | 6084895 | L | **91.–** |
| **Lifting chain kit PCS-LU, stainless steel, 200 kg, 3 m** | Lifting chain for raising and lowering pumps; incl. 1 shackle; with connecting links each metre for suspension. | 6084894 | L | **205.–** |
| **Lifting chain kit PCS-LU, stainless steel, 200 kg, 6 m** | Lifting chain for raising and lowering pumps; incl. 1 shackle; with connecting links each metre for suspension. | 6084893 | L | **277.–** |

Price group: PG14

## Accessories for portable wet well installation

| Type | Description | Art. no. | | |
|---|---|---|---|---|
| | | | | EUR |
| **Hose nozzle Ø 60 mm/G 2** | with male thread made of plastic, incl. hose clip | 4027334 | C | **42.–** |
| **Synthetic pressure hose 3 m, Ø 60 mm** | Inside Ø 60 mm, PN 6, including hose clip | 2027644 | A | **126.–** |
| **Synthetic pressure hose 5 m, Ø 60 mm** | Inside Ø 60 mm, PN 6, including hose clip | 2027645 | A | **189.–** |
| **Synthetic pressure hose 15 m, Ø 60 mm** | Inside Ø 60 mm, PN 6, including hose clip | 2027646 | A | **248.–** |
| **Synthetic pressure hose 10 m, Ø 60 mm** | Inside Ø 60 mm, PN 6, including hose clip | 2018106 | A | **352.–** |
| **Fixed coupling Storz C/G 2** | made of aluminium, Storz C connection, with male thread | 2018102 | L | **25.–** |
| **Plastic spiral hose 5 m, with Storz C** | Inside Ø 52 mm, including coupling, 4.5/13.5 bar | 6022269 | L | **356.–** |
| **Plastic spiral hose 10 m, with Storz C** | Inside Ø 52 mm, including coupling, 4.5/13.5 bar | 6022270 | K | **573.–** |
| **Plastic spiral hose 20 m, with Storz C** | Inside Ø 52 mm, including coupling, 4.5/13.5 bar | 6022271 | K | **804.–** |

= ready for delivery, L = supply availability, C = approx. 2 weeks, K = approx. 4 weeks, AX = up to 16 weeks delivery time, please inquire for every order, A = on request, = please contact Wilo
Subject to change – all prices do not include VAT. Our General Terms of Delivery and Service apply (see www.wilo.com/legal) – valid from 01/01/2022 in Germany.

Price group: PG14

## Accessories for portable wet well installation

| Type | Description | Art. no. | | EUR |
|---|---|---|---|---|
| **Lifting chain kit PCS-LU, stainless steel, 200 kg, 1 m** | Lifting chain for raising and lowering pumps; incl. 1 shackle. | 6084895 | L | **91.–** |
| **Lifting chain kit PCS-LU, stainless steel, 200 kg, 3 m** | Lifting chain for raising and lowering pumps; incl. 1 shackle; with connecting links each metre for suspension. | 6084894 | L | **205.–** |
| **Lifting chain kit PCS-LU, stainless steel, 200 kg, 6 m** | Lifting chain for raising and lowering pumps; incl. 1 shackle; with connecting links each metre for suspension. | 6084893 | L | **277.–** |

Price group: PG14

## Electrical accessories – simple mains connection

Accessories for simple connection to the mains system.

| Type | Description | Art. no. | | EUR |
|---|---|---|---|---|
| **CEE motor protection plug 2.6...3.7 A** | CEE phase inverter plug with indication of the direction of rotation and thermal motor protection Connection for a float switch. With On/Off switch for “manual/automatic mode” | 2017211 | C | **433.–** |
| **CEE motor protection plug 3.7...5.5 A** | CEE phase inverter plug with indication of the direction of rotation and thermal motor protection Connection for a float switch. With On/Off switch for “manual/automatic mode” | 2017212 | C | **433.–** |
| **50 m connection cable H07RN-F 6G1,5** | Connection cable for Padus/Rexa pumps with stainless steel motor, with bare cable ends | 6087988 | L | **617.–** |
| **30 m connection cable H07RN-F 6G1** | Connection cable for Padus/Rexa pumps with stainless steel motor, with bare cable ends | 6087989 | L | **382.–** |
| **30 m connection cable H07RN-F 3G1** | Connection cable for Padus/Rexa pumps with stainless steel motor, with shockproof plug and float switch | 6087990 | L | **321.–** |
| **30 m connection cable H07RN-F 3G1** | Connection cable for Padus/Rexa pumps with stainless steel motor, with shockproof plug | 6087991 | L | **292.–** |
| **20 m connection cable H07RN-F 6G1** | Connection cable for Padus/Rexa pumps with stainless steel motor, with bare cable ends | 6087992 | L | **294.–** |

**You can find more accessories at the end in the chapter Electric accessories!**
Attention: Switchgears are not protected against explosions and can be used only outside potentially explosive areas. If pumps are used within potentially explosive areas, onsite measures are required.

Price group: PG14

## Electrical accessories – level control with float switch

Level measurement using several float switches for the different water levels, including high water alarm signal. The breakdown barrier and the Ex cutoff relays are not required except for the connection of signal transmitters in potentially explosive areas! These can also be dispensed with when the SC-L..-Ex switchgear is used!

| Type | Description | Art. no. | | EUR |
|---|---|---|---|---|
| **MS-L-1x4kW-DOL** | Microprocessor-controlled switchgear for level-dependent control of a submersible pump with float switch. | 2539741 | L | **582.–** |
| **MS-L-2x4kW-DOL** | Microprocessor-controlled switchgear for level-dependent control of 2 submersible pumps with float switch. | 2539745 | L | **786.–** |
| **Float switch WA65 with 5 m cable** | Signal transmitters for contaminated fluids without faeces with a maximum temperature of 60 °C. Switching: up “ON”/down “OFF”. | 503211390 | L | **94.–** |
| **Float switch WA65 with 10 m cable** | Signal transmitters for contaminated fluids without faeces with a maximum temperature of 60 °C. Switching: up “ON”/down “OFF”. | 503211893 | L | **179.–** |
| **Float switch WA65 with 20 m cable** | Signal transmitters for contaminated fluids without faeces with a maximum temperature of 60 °C. Switching: up “ON”/down “OFF”. | 2004431 | L | **267.–** |
| **Float switch WA65 with 30 m cable** | Signal transmitters for contaminated fluids without faeces with a maximum temperature of 60 °C. Switching: up “ON”/down “OFF”. | 2004432 | L | **363.–** |
| **1~230 VAC flash light** | Xenon flash light for wall fixation for indoor and outdoor areas. Light colour: Red, flash frequency: 0.75 Hz | 2551613 | C | **285.–** |
| **1~230 V signal horn** | Horn with bell for wall fixation for indoor and outdoor areas. Alarm signal via electromechanical noise generation with steel diaphragm (88 dBA). | 501459398 | L | **98.–** |
| **NiMh rechargeable battery, 9 V/200 mAh** | Rechargeable battery to be installed in the switchgears Wilo-control MS-L and EC-L for a mains-independent alarm | 2522850 | L | **28.–** |

**You can find more accessories at the end in the chapter Electric accessories!**
Attention: Switchgears are not protected against explosions and can be used only outside potentially explosive areas. If pumps are used within potentially explosive areas, onsite measures are required.

= ready for delivery, L = supply availability, C = approx. 2 weeks, K = approx. 4 weeks, AX = up to 16 weeks delivery time, please inquire for every order, A = on request, = please contact Wilo
Subject to change – all prices do not include VAT. Our General Terms of Delivery and Service apply (see www.wilo.com/legal) – valid from 01/01/2022 in Germany.



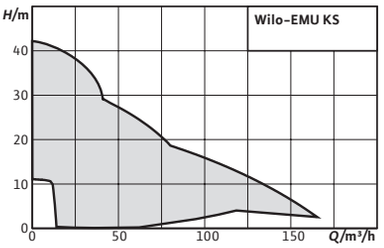


**Accessories** **Page**
Commissioning/maintenance 703

# Wilo-EMU KS

## Construction
Submersible drainage pump

## Application
Pumping of
- → Wastewater
- → Process water

## Scope of delivery
- → Pump with connection cable and plug
- → S version also with float switch
- → Pressure port with Storz pipe coupling
- → Installation and operating instructions

## Your advantages
- → Long service life thanks to robust construction
- → High operational reliability thanks to continuous duty, also in slurping operation
- → Easy handling due to connection cable with plug
- → Easy operation due to the fitted float switch (S version)

## Notice
Additional variants are available upon request, in grey cast iron, with Ceram coating or Ex-rated.

**Price group: PG8**

**Ordering information**

| Type | Pressure port | Rated power | Mains connection | Explosion protection ATEX | Float switch | Art. no. | | |
|---|---|---|---|---|---|---|---|---|
| | | $P_2$ kW | | ATEX | | | | EUR |
| **EMU KS 5Ex D0** | Storz C | 0.75 | 3~400 V, 50 Hz | yes | no | 6030969 | L | **1,864.–** |
| **EMU KS 5Ex DMS-Ex** | Storz C | 0.75 | 3~400 V, 50 Hz | yes | yes | – | A | ✆ |
| **EMU KS 6Ex D0** | Storz C | 0.75 | 3~400 V, 50 Hz | yes | no | – | A | ✆ |
| **EMU KS 6Ex DMS-Ex** | Storz C | 0.75 | 3~400 V, 50 Hz | yes | yes | – | A | ✆ |
| **EMU KS 8D** | Storz C | 0.75 | 3~400 V, 50 Hz | no | no | 6019736 | L | **1,356.–** |
| **EMU KS 8D GG** | Storz C | 0.75 | 3~400 V, 50 Hz | no | no | – | A | ✆ |
| **EMU KS 8DS** | Storz C | 0.75 | 3~400 V, 50 Hz | no | yes | 6019739 | L | **1,465.–** |
| **EMU KS 8DS GG** | Storz C | 0.75 | 3~400 V, 50 Hz | no | yes | – | A | ✆ |
| **EMU KS 8E** | Storz C | 0.75 | 1~230 V, 50 Hz | no | no | 6019740 | L | **1,356.–** |
| **EMU KS 8E GG** | Storz C | 0.75 | 1~230 V, 50 Hz | no | no | – | A | ✆ |
| **EMU KS 8ES** | Storz C | 0.75 | 1~230 V, 50 Hz | no | yes | 6019741 | L | **1,465.–** |
| **EMU KS 8ES GG** | Storz C | 0.75 | 1~230 V, 50 Hz | no | yes | – | A | ✆ |
| **EMU KS 9D** | Storz C | 0.75 | 3~400 V, 50 Hz | no | no | 6019743 | L | **1,423.–** |
| **EMU KS 9D GG** | Storz C | 0.75 | 3~400 V, 50 Hz | no | no | – | A | ✆ |

🚚 = ready for delivery, L = supply availability, C = approx. 2 weeks, K = approx. 4 weeks, AX = up to 16 weeks delivery time, please inquire for every order, A = on request, ✆ = please contact Wilo
Subject to change – all prices do not include VAT. Our General Terms of Delivery and Service apply (see www.wilo.com/legal) – valid from 01/01/2022 in Germany.

**EMU KS**

**Price group: PG8**

## Ordering information

| Type | Pressure port | Rated power | Mains connection | Explosion protection ATEX | Float switch | Art. no. | | |
|---|---|---|---|---|---|---|---|---|
| | | $P_2$ kW | | ATEX | | | | EUR |
| **EMU KS 9DS** | Storz C | 0.75 | 3~400 V, 50 Hz | no | yes | – | A | ✆ |
| **EMU KS 9DS GG** | Storz C | 0.75 | 3~400 V, 50 Hz | no | yes | – | A | ✆ |
| **EMU KS 9E** | Storz C | 0.75 | 1~230 V, 50 Hz | no | no | 6019745 | L | **1,423.–** |
| **EMU KS 9E GG** | Storz C | 0.75 | 1~230 V, 50 Hz | no | no | – | A | ✆ |
| **EMU KS 9ES** | Storz C | 0.75 | 1~230 V, 50 Hz | no | yes | 6020835 | L | **1,533.–** |
| **EMU KS 9ES GG** | Storz C | 0.75 | 1~230 V, 50 Hz | no | yes | – | A | ✆ |
| **EMU KS 12D GG** | Storz C | 1.3 | 3~400 V, 50 Hz | no | no | 6042087 | L | **1,690.–** |
| **EMU KS 12DS GG** | Storz C | 1.3 | 3~400 V, 50 Hz | no | yes | 6042089 | L | **1,943.–** |
| **EMU KS 12E GG** | Storz C | 1.3 | 1~230 V, 50 Hz | no | no | 6042086 | L | **1,690.–** |
| **EMU KS 12ES GG** | Storz C | 1.3 | 1~230 V, 50 Hz | no | yes | 6042088 | L | **1,943.–** |
| **EMU KS 14D** | Storz C | 0.75 | 3~400 V, 50 Hz | no | no | 6019447 | L | **1,626.–** |
| **EMU KS 14D GG** | Storz C | 0.75 | 3~400 V, 50 Hz | no | no | – | A | ✆ |
| **EMU KS 14DS** | Storz C | 0.75 | 3~400 V, 50 Hz | no | yes | – | A | ✆ |
| **EMU KS 14DS GG** | Storz C | 0.75 | 3~400 V, 50 Hz | no | yes | – | A | ✆ |
| **EMU KS 14E** | Storz C | 0.75 | 1~230 V, 50 Hz | no | no | 6019448 | L | **1,626.–** |
| **EMU KS 14E GG** | Storz C | 0.75 | 1~230 V, 50 Hz | no | no | – | A | ✆ |
| **EMU KS 14ES** | Storz C | 0.75 | 1~230 V, 50 Hz | no | yes | 6019449 | L | **1,734.–** |
| **EMU KS 14ES GG** | Storz C | 0.75 | 1~230 V, 50 Hz | no | yes | – | A | ✆ |
| **EMU KS 15D** | Storz C | 1.3 | 3~400 V, 50 Hz | no | no | 6019450 | L | **1,870.–** |
| **EMU KS 15D GG** | Storz C | 1.3 | 3~400 V, 50 Hz | no | no | – | A | ✆ |
| **EMU KS 15DS** | Storz C | 1.3 | 3~400 V, 50 Hz | no | yes | 6019784 | L | **1,979.–** |
| **EMU KS 15DS GG** | Storz C | 1.3 | 3~400 V, 50 Hz | no | yes | – | A | ✆ |
| **EMU KS 15E** | Storz C | 1.3 | 1~230 V, 50 Hz | no | no | 6019785 | L | **1,870.–** |
| **EMU KS 15E GG** | Storz C | 1.3 | 1~230 V, 50 Hz | no | no | – | A | ✆ |
| **EMU KS 15ES** | Storz C | 1.3 | 1~230 V, 50 Hz | no | yes | 6001201 | L | **1,979.–** |
| **EMU KS 15ES GG** | Storz C | 1.3 | 1~230 V, 50 Hz | no | yes | – | A | ✆ |
| **EMU KS 16Ex D0** | Storz C | 2 | 3~400 V, 50 Hz | yes | no | – | A | ✆ |
| **EMU KS 16Ex DMS-Ex** | Storz C | 2 | 3~400 V, 50 Hz | yes | yes | – | A | ✆ |
| **EMU KS 20D GG** | Storz B | 2.2 | 3~400 V, 50 Hz | no | no | 6042090 | L | **3,135.–** |
| **EMU KS 20DS GG** | Storz B | 2.2 | 3~400 V, 50 Hz | no | yes | 6042091 | L | **3,385.–** |
| **EMU KS 24D** | Storz B | 2.4 | 3~400 V, 50 Hz | no | no | 6001204 | L | **2,831.–** |
| **EMU KS 24DS** | Storz B | 2.4 | 3~400 V, 50 Hz | no | yes | 6023360 | L | **3,137.–** |
| **EMU KS 37ZH D** | Storz A | 3.85 | 3~400 V, 50 Hz | no | no | 6019730 | L | **4,970.–** |
| **EMU KS 37ZH DS** | Storz A | 3.85 | 3~400 V, 50 Hz | no | yes | – | A | ✆ |
| **EMU KS 37ZM D** | Storz A | 3.85 | 3~400 V, 50 Hz | no | no | 6019731 | L | **4,970.–** |
| **EMU KS 37ZM DS** | Storz A | 3.85 | 3~400 V, 50 Hz | no | yes | – | A | ✆ |
| **EMU KS 37ZN D** | Storz A | 3.85 | 3~400 V, 50 Hz | no | no | 6019732 | L | **4,970.–** |
| **EMU KS 37ZN DS** | Storz A | 3.85 | 3~400 V, 50 Hz | no | yes | – | A | ✆ |
| **EMU KS 70ZH D** | Storz A | 7.5 | 3~400 V, 50 Hz | no | no | 6021370 | L | **5,912.–** |
| **EMU KS 70ZH DS** | Storz A | 7.5 | 3~400 V, 50 Hz | no | yes | – | A | ✆ |
| **EMU KS 70ZM D** | Storz A | 7.5 | 3~400 V, 50 Hz | no | no | 6021343 | L | **5,912.–** |
| **EMU KS 70ZM DS** | Storz A | 7.5 | 3~400 V, 50 Hz | no | yes | – | A | ✆ |
| **EMU KS 70ZN D** | Storz A | 7.5 | 3~400 V, 50 Hz | no | no | 6021369 | L | **5,912.–** |
| **EMU KS 70ZN DS** | Storz A | 7.5 | 3~400 V, 50 Hz | no | yes | – | A | ✆ |

⛟ = ready for delivery, L = supply availability, C = approx. 2 weeks, K = approx. 4 weeks, AX = up to 16 weeks delivery time, please inquire for every order, A = on request, ✆ = please contact Wilo
Subject to change – all prices do not include VAT. Our General Terms of Delivery and Service apply (see www.wilo.com/legal) – valid from 01/01/2022 in Germany.

Price group: PG14

## Accessories for portable wet well installation

| Type | Description | Art. no. | | EUR |
|---|---|---|---|---|
| | | | 🚚 | |
| **Coupling key for Storz A, B, C** | For Storz A, B and C | 6022280 | L | **39.–** |
| **Flat suction KS 8/KS 9** | Suction down to 10 mm, additional level control device not possible | 6032495 | L | **62.–** |
| **Suction strainer extension KS 8/KS 9** | for filtering coarse contaminants | 6032496 | K | **208.–** |
| **Suction strainer extension KS 14/KS 15** | for filtering coarse contaminants | 6032616 | C | **212.–** |
| **Synthetic fibre pressure hose 5 m, with Storz C** | Inside Ø 52 mm, including coupling, 12/40 bar | 6003651 | C | **62.–** |
| **Synthetic fibre pressure hose 10 m, with Storz C** | Inside Ø 52 mm, including coupling, 12/40 bar | 6003650 | C | **90.–** |
| **Synthetic fibre pressure hose 20 m, with Storz C** | Inside Ø 52 mm, including coupling, 12/40 bar | 6003649 | C | **135.–** |
| **Synthetic fibre pressure hose 5 m, with Storz B** | Inside Ø 75 mm, including coupling, 12/40 bar | 6003052 | A | **103.–** |
| **Synthetic fibre pressure hose 10 m, with Storz B** | Inside Ø 75 mm, including coupling, 12/40 bar | 6003051 | A | **134.–** |
| **Synthetic fibre pressure hose 20 m, with Storz B** | Inside Ø 75 mm, including coupling, 12/40 bar | 6003050 | A | **236.–** |
| **Synthetic fibre pressure hose 20 m, with Storz A** | Inside Ø 102 mm, including coupling, 8/20 bar | 6022393 | L | **390.–** |
| **Synthetic fibre pressure hose 10 m, with Storz A** | Inside Ø 102 mm, including coupling, 8/20 bar | 6022392 | K | **378.–** |
| **Synthetic fibre pressure hose 5 m, with Storz A** | Inside Ø 102 mm, including coupling, 8/20 bar | 6022391 | K | **193.–** |
| **Plastic spiral hose 5 m, with Storz C** | Inside Ø 52 mm, including coupling, 4.5/13.5 bar | 6022269 | L | **356.–** |
| **Plastic spiral hose 10 m, with Storz C** | Inside Ø 52 mm, including coupling, 4.5/13.5 bar | 6022270 | K | **573.–** |
| **Plastic spiral hose 20 m, with Storz C** | Inside Ø 52 mm, including coupling, 4.5/13.5 bar | 6022271 | K | **804.–** |
| **Plastic spiral hose 5 m, with Storz B** | Inside Ø 75 mm, including coupling, 3.5/10.5 bar | 6022272 | C | **205.–** |
| **Plastic spiral hose 10 m, with Storz B** | Inside Ø 75 mm, including coupling, 3.5/10.5 bar | 6035187 | A | **305.–** |
| **Plastic spiral hose 20 m, with Storz B** | Inside Ø 75 mm, including coupling, 3.5/10.5 bar | 6022274 | A | **599.–** |
| **Plastic spiral hose 5 m, with Storz A** | Inside Ø 102 mm, including coupling, 3/9 bar | 6022275 | A | **330.–** |
| **Plastic spiral hose 10 m, with Storz A** | Inside Ø 102 mm, including coupling, 3/9 bar | 6022276 | A | **542.–** |
| **Plastic spiral hose 20 m, with Storz A** | Inside Ø 102 mm, including coupling, 3/9 bar | 6022277 | K | **964.–** |

Price group: PG14

## Electrical accessories – level control with float switch

Level measurement using several float switches for the different water levels, including high water alarm signal. The breakdown barrier and the Ex cutoff relays are not required except for the connection of signal transmitters in potentially explosive areas! These can also be dispensed with when the SC-L..-Ex switchgear is used!

| Type | Description | Art. no. | | EUR |
|---|---|---|---|---|
| | | | 🚚 | |
| **MS-L-1x4kW-DOL** | Microprocessor-controlled switchgear for level-dependent control of a submersible pump with float switch. | 2539741 | L | **582.–** |
| **MS-L-2x4kW-DOL** | Microprocessor-controlled switchgear for level-dependent control of 2 submersible pumps with float switch. | 2539745 | L | **786.–** |

**You can find more accessories at the end in the chapter Electric accessories!**
Attention: Switchgears are not protected against explosions and can be used only outside potentially explosive areas. If pumps are used within potentially explosive areas, onsite measures are required.

🚚 = ready for delivery, L = supply availability, C = approx. 2 weeks, K = approx. 4 weeks, AX = up to 16 weeks delivery time, please inquire for every order, A = on request, 📞 = please contact Wilo
Subject to change – all prices do not include VAT. Our General Terms of Delivery and Service apply (see www.wilo.com/legal) – valid from 01/01/2022 in Germany.

## EMU KS

**Price group: PG14**

## Electrical accessories – level control with float switch

Level measurement using several float switches for the different water levels, including high water alarm signal. The breakdown barrier and the Ex cutoff relays are not required except for the connection of signal transmitters in potentially explosive areas! These can also be dispensed with when the SC-L..-Ex switchgear is used!

| Type | Description | Art. no. | | EUR |
|---|---|---|---|---|
| **SC-L-1x16A-T34-DOL-WM** | Microprocessor-controlled switchgear for level-dependent control of one submersible motor pump via level sensor or float switches. | 2538932 | K | **2,732.–** |
| **SC-L-2x16A-T34-DOL-WM** | Microprocessor-controlled switchgear for level-dependent control of two submersible motor pumps via level sensor or float switches. | 2538933 | K | **3,432.–** |
| **Float switch WA65 with 5 m cable** | Signal transmitters for contaminated fluids without faeces with a maximum temperature of 60 °C. Switching: up "ON"/down "OFF". | 503211390 | L | **94.–** |
| **Float switch WA65 with 10 m cable** | Signal transmitters for contaminated fluids without faeces with a maximum temperature of 60 °C. Switching: up "ON"/down "OFF". | 503211893 | L | **179.–** |
| **Float switch WA65 with 20 m cable** | Signal transmitters for contaminated fluids without faeces with a maximum temperature of 60 °C. Switching: up "ON"/down "OFF". | 2004431 | L | **267.–** |
| **Float switch WA65 with 30 m cable** | Signal transmitters for contaminated fluids without faeces with a maximum temperature of 60 °C. Switching: up "ON"/down "OFF". | 2004432 | L | **363.–** |
| **1~230 VAC flash light** | Xenon flash light for wall fixation for indoor and outdoor areas. Light colour: Red, flash frequency: 0.75 Hz | 2551613 | C | **285.–** |
| **1~230 V signal horn** | Horn with bell for wall fixation for indoor and outdoor areas. Alarm signal via electromechanical noise generation with steel diaphragm (88 dBA). | 501459398 | L | **98.–** |
| **ZSE shock-proof with 5 m cable** | Intermediate float switch with shockproof plug/coupling for level-dependent control of single-phase consumers. | 6017150 | K | **89.–** |
| **ZSE shock-proof with 10 m cable** | Intermediate float switch with shockproof plug/coupling for level-dependent control of single-phase consumers. | 6017313 | A | **95.–** |
| **ZSD CEE16 with 5 m cable, 5 m** | Intermediate float switch with CEE plug/coupling for level-dependent control of three-phase consumers | 6023412 | A | **592.–** |
| **ZSD CEE16 with 10 m cable, 10 m** | Intermediate float switch with CEE plug/coupling for level-dependent control of three-phase consumers | 6021206 | K | **634.–** |
| **ZSD CEE16 with 20 m cable, 20 m** | Intermediate float switch with CEE plug/coupling for level-dependent control of three-phase consumers | 6021205 | K | **645.–** |
| **NiMh rechargeable battery, 9 V/200 mAh** | Rechargeable battery to be installed in the switchgears Wilo-control MS-L and EC-L for a mains-independent alarm | 2522850 | L | **28.–** |

**You can find more accessories at the end in the chapter Electric accessories!**
Attention: Switchgears are not protected against explosions and can be used only outside potentially explosive areas. If pumps are used within potentially explosive areas, onsite measures are required.

**Price group: PG14**

## Electrical accessories – mains-independent alarm signal

Alarm signal for detection of flooding in rooms and buildings. The alarm signal is acoustic, optical or wireless. In addition, other consumers can be controlled directly.

| Type | Description | Art. no. | | EUR |
|---|---|---|---|---|
| **AlarmControl 1** | Network-independent alarm system with shockproof plug, acoustic alarm signal and attached mini float switch with 3 m cable for level measurement. | 2522846 | L | **159.–** |
| **AlarmControl 2** | Network-independent alarm system with shock-proof adapter plug for the direct connection of a consumer, acoustic alarm signal and attached mini float switch with 3 m cable for level measurement. | 2522847 | L | **197.–** |
| **DrainAlarm 2** | Network-independent alarm switchgear with optical and acoustic alarm signal and with a connection for one float switch. | 2545133 | L | **475.–** |
| **Float switch WA65 with 5 m cable** | Signal transmitters for contaminated fluids without faeces with a maximum temperature of 60 °C. Switching: up "ON"/down "OFF". | 503211390 | L | **94.–** |
| **Float switch WA65 with 10 m cable** | Signal transmitters for contaminated fluids without faeces with a maximum temperature of 60 °C. Switching: up "ON"/down "OFF". | 503211893 | L | **179.–** |
| **1~230 VAC flash light** | Xenon flash light for wall fixation for indoor and outdoor areas. Light colour: Red, flash frequency: 0.75 Hz | 2551613 | C | **285.–** |
| **1~230 V signal horn** | Horn with bell for wall fixation for indoor and outdoor areas. Alarm signal via electromechanical noise generation with steel diaphragm (88 dBA). | 501459398 | L | **98.–** |

**You can find more accessories at the end in the chapter Electric accessories!**
Attention: Switchgears are not protected against explosions and can be used only outside potentially explosive areas. If pumps are used within potentially explosive areas, onsite measures are required.

= ready for delivery, L = supply availability, C = approx. 2 weeks, K = approx. 4 weeks, AX = up to 16 weeks delivery time, please inquire for every order, A = on request, = please contact Wilo
Subject to change – all prices do not include VAT. Our General Terms of Delivery and Service apply (see www.wilo.com/legal) – valid from 01/01/2022 in Germany.




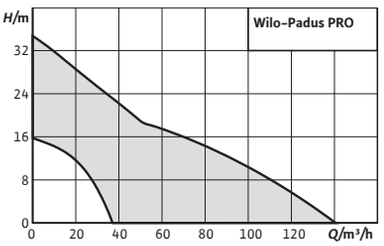


**Accessories** **Page**
Commissioning/maintenance 703

# Wilo-Padus PRO

## Construction
Submersible drainage pump

## Application
Pumping of
- → Wastewater
- → Process water

## Scope of delivery
- → Pump with bare cable end
- → Pump with float switch and motor protection plug (A version)
- → Pressure port with Storz pipe coupling
- → Installation and operating instructions

## Your advantages
- → High reliability in abrasive fluids thanks to rubber-coated hydraulics and an impeller made of Duplex chrome steel
- → Easy installation thanks to low weight and flexible pressure connection (vertical/horizontal)
- → Active cooling for reliable continuous operation
- → Continuous duty in slurping operation thanks to passive cooling
- → Easy maintenance thanks to quick access to wearing parts
- → Equipped with energy-efficient IE3 motor technology as standard
- → Highest operational reliability thanks to integrated protection function

**Price group: PG8**

**Ordering information**

| Type | Pressure side | Rated power | Connection cable length | Mains connection | Art. no. | | |
|---|---|---|---|---|---|---|---|
| | *DNd* | $P_2$ kW | *D* m | | | | EUR |
| **Padus PRO M05/M015-523/P** | Storz C | 1.5 | 23 | 1~230 V, 50 Hz | 6087510 | L | **2,503.–** |
| **Padus PRO M05/M015-523/A** | Storz C | 1.5 | 23 | 1~230 V, 50 Hz | 6087511 | A | **2,848.–** |
| **Padus PRO M05/T015-540/P** | Storz C | 1.5 | 23 | 3~400 V, 50 Hz | 6087512 | L | **2,503.–** |
| **Padus PRO M05/T015-540/A** | Storz C | 1.5 | 23 | 3~400 V, 50 Hz | 6087513 | L | **3,225.–** |
| **Padus PRO M05/T015-540/O** | Storz C | 1.5 | 23 | 3~400 V, 50 Hz | 6089786 | C | **2,330.–** |
| **Padus PRO M05/T025-540/P** | Storz C | 2.5 | 23 | 3~400 V, 50 Hz | 6087515 | L | **2,848.–** |
| **Padus PRO M05/T025-540/A** | Storz C | 2.5 | 23 | 3~400 V, 50 Hz | 6087516 | L | **3,565.–** |
| **Padus PRO M05/T025-540/O** | Storz C | 2.5 | 23 | 3~400 V, 50 Hz | 6089785 | C | **2,617.–** |
| **Padus PRO M05/T039-540/P** | Storz C | 3.9 | 23 | 3~400 V, 50 Hz | 6087933 | L | **3,588.–** |
| **Padus PRO M05/T039-540/A** | Storz C | 3.9 | 23 | 3~400 V, 50 Hz | 6087934 | L | **4,323.–** |

= ready for delivery, L = supply availability, C = approx. 2 weeks, K = approx. 4 weeks, AX = up to 16 weeks delivery time, please inquire for every order, A = on request, = please contact Wilo
Subject to change – all prices do not include VAT. Our General Terms of Delivery and Service apply (see www.wilo.com/legal) – valid from 01/01/2022 in Germany.

**Padus PRO**

**Price group: PG8**

## Ordering information

| Type | Pressure side | Rated power | Connection cable length | Mains connection | Art. no. | | |
|---|---|---|---|---|---|---|---|
| | *DNd* | $P_2$ kW | *D* m | | | | EUR |
| **Padus PRO M05/T039-540/O** | Storz C | 3.9 | 23 | 3~400 V, 50 Hz | 6089784 | C | **3,299.–** |
| **Padus PRO M08/T039-540/P** | Storz B | 3.9 | 23 | 3~400 V, 50 Hz | 6083436 | L | **4,205.–** |
| **Padus PRO M08/T039-540/A** | Storz B | 3.9 | 23 | 3~400 V, 50 Hz | 6083437 | L | **4,861.–** |
| **Padus PRO M08/T039-540/O** | Storz B | 3.9 | 23 | 3~400 V, 50 Hz | 6089783 | C | **4,001.–** |
| **Padus PRO M08/T060-540/P** | Storz B | 6 | 23 | 3~400 V, 50 Hz | 6083438 | L | **5,394.–** |
| **Padus PRO M08/T060-540/A** | Storz B | 6 | 23 | 3~400 V, 50 Hz | 6083439 | L | **6,050.–** |
| **Padus PRO M08/T060-540/O** | Storz B | 6 | 23 | 3~400 V, 50 Hz | 6089782 | C | **5,242.–** |
| **Padus PRO M08/T090-540/P** | Storz B | 9 | 23 | 3~400 V, 50 Hz | 6089788 | C | **6,817.–** |
| **Padus PRO M08/T090-540/A** | Storz B | 9 | 23 | 3~400 V, 50 Hz | 6089787 | C | **7,430.–** |
| **Padus PRO M08/T090-540/O** | Storz B | 9 | 23 | 3~400 V, 50 Hz | 6089779 | C | **6,436.–** |
| **Padus PRO M08L/T039-540/P** | Storz B | 3.9 | 23 | 3~400 V, 50 Hz | 6083440 | L | **4,205.–** |
| **Padus PRO M08L/T039-540/A** | Storz B | 3.9 | 23 | 3~400 V, 50 Hz | 6083441 | L | **4,861.–** |
| **Padus PRO M08L/T039-540/O** | Storz B | 3.9 | 23 | 3~400 V, 50 Hz | 6089781 | C | **4,001.–** |
| **Padus PRO M08L/T060-540/P** | Storz B | 6 | 23 | 3~400 V, 50 Hz | 6084030 | L | **5,288.–** |
| **Padus PRO M08L/T060-540/A** | Storz B | 6 | 23 | 3~400 V, 50 Hz | 6084031 | L | **5,931.–** |
| **Padus PRO M08L/T060-540/O** | Storz B | 6 | 23 | 3~400 V, 50 Hz | 6089780 | C | **5,242.–** |

**Price group: PG14**

## Accessories for portable wet well installation

| Type | Description | Art. no. | | |
|---|---|---|---|---|
| | | | | EUR |
| **Coupling key for Storz A, B, C** | For Storz A, B and C | 6022280 | L | **39.–** |
| **Synthetic fibre pressure hose 5 m, with Storz B** | Inside Ø 75 mm, including coupling, 12/40 bar | 6003052 | A | **103.–** |
| **Synthetic fibre pressure hose 10 m, with Storz B** | Inside Ø 75 mm, including coupling, 12/40 bar | 6003051 | A | **134.–** |
| **Synthetic fibre pressure hose 20 m, with Storz B** | Inside Ø 75 mm, including coupling, 12/40 bar | 6003050 | A | **236.–** |
| **Plastic spiral hose 5 m, with Storz B** | Inside Ø 75 mm, including coupling, 3.5/10.5 bar | 6022272 | C | **205.–** |
| **Plastic spiral hose 10 m, with Storz B** | Inside Ø 75 mm, including coupling, 3.5/10.5 bar | 6035187 | A | **305.–** |
| **Plastic spiral hose 20 m, with Storz B** | Inside Ø 75 mm, including coupling, 3.5/10.5 bar | 6022274 | A | **599.–** |
| **Lifting chain kit PCS-LU, stainless steel, 200 kg, 1 m** | Lifting chain for raising and lowering pumps; incl. 1 shackle. | 6084895 | L | **91.–** |
| **Lifting chain kit PCS-LU, stainless steel, 200 kg, 3 m** | Lifting chain for raising and lowering pumps; incl. 1 shackle; with connecting links each metre for suspension. | 6084894 | L | **205.–** |
| **Lifting chain kit PCS-LU, stainless steel, 200 kg, 6 m** | Lifting chain for raising and lowering pumps; incl. 1 shackle; with connecting links each metre for suspension. | 6084893 | L | **277.–** |



= ready for delivery, L = supply availability, C = approx. 2 weeks, K = approx. 4 weeks, AX = up to 16 weeks delivery time, please inquire for every order, A = on request, = please contact Wilo
Subject to change – all prices do not include VAT. Our General Terms of Delivery and Service apply (see www.wilo.com/legal) – valid from 01/01/2022 in Germany.

**Price group: PG14**

## Electrical accessories – simple mains connection

Accessories for simple connection to the mains system.

| Type | Description | Art. no. | | |
|---|---|---|---|---|
| | | | 🚚 | EUR |
| **CEE motor protection plug 6.3...10 A** | CEE motor protection plug with on/off switch, phase inverter, indication of the direction of rotation, and thermal motor protection. **Notice: 4-pin version of the CEE plug!** | 6086199 | K | 📞 |
| **CEE motor protection plug 10...16 A** | CEE motor protection plug with on/off switch, phase inverter, indication of the direction of rotation, and thermal motor protection. **Notice: 4-pin version of the CEE plug!** | 6086198 | C | 📞 |
| **CEE motor protection plug 6.3...10 A** | CEE motor protection plug with on/off switch, phase inverter, indication of the direction of rotation, and thermal motor protection. | 6086197 | K | 📞 |
| **CEE motor protection plug 10...16 A** | CEE motor protection plug with on/off switch, phase inverter, indication of the direction of rotation, and thermal motor protection. | 6087200 | C | 📞 |
| **CEE motor protection plug incl. WSK 6...10 A** | CEE motor protection plug with on/off switch for "manual/automatic mode", phase inverter, indication of the direction of rotation, and thermal motor protection. Thermal motor monitoring connections with bimetallic strips and a float switch. | 6070410 | C | 📞 |
| **CEE motor protection plug incl. WSK 9...12 A** | CEE motor protection plug with on/off switch for "manual/automatic mode", phase inverter, indication of the direction of rotation, and thermal motor protection. Thermal motor monitoring connections with bimetallic strips and a float switch. | 6070411 | C | 📞 |

**You can find more accessories at the end in the chapter Electric accessories!**
Attention: Switchgears are not protected against explosions and can be used only outside potentially explosive areas. If pumps are used within potentially explosive areas, onsite measures are required.



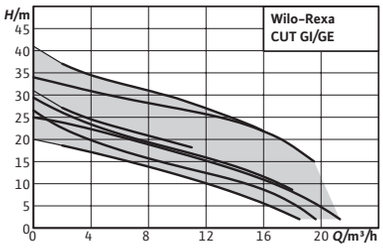


**Accessories** **Page**
Commissioning/maintenance 703

# Wilo-Rexa CUT

## Construction
Submersible sewage pump with macerator for intermittent duty and continuous duty, for stationary and portable wet well installation.

## Application
Pumping of
- → Sewage containing faeces in accordance with **(DIN) EN** 12050-1
- → Wastewater

## Scope of delivery
- → Pump
- → 10 m connection cable with plug (single-phase version) or bare cable end (three-phase version)
- → Installation and operating instructions

## Your advantages
- → Especially reliable due to ATEX approval and longitudinally watertight cable inlet (CUT GE...)
- → Excellent operational reliability due to spherically formed macerator with pulling cut
- → Long service life through a high-quality motor seal with two independent mechanical seals and optional pencil electrode for sealing chamber control

**Price group: PG8**

**Ordering information**

| Type | Pressure port | Rated power | Connection cable length | Mains connection | Explosion protection ATEX | Art. no. | | |
|---|---|---|---|---|---|---|---|---|
| | | $P_2$ kW | $D$ m | | ATEX | | | EUR |
| **Rexa CUT GE03.20/P-T15-2-540X** | DN 32/40, Rp 1¼ | 1.5 | 10 | 3~400 V, 50 Hz | yes | 6075981 | L | **1,560.-** |
| **Rexa CUT GE03.20/P-T15-2-540X 20m** | DN 32/40, Rp 1¼ | 1.5 | 20 | 3~400 V, 50 Hz | yes | 6080435 | L | **1,717.-** |
| **Rexa CUT GE03.25/P-T25-2-540X** | DN 32/40, Rp 1¼ | 2.5 | 10 | 3~400 V, 50 Hz | yes | 6069866 | L | **1,865.-** |
| **Rexa CUT GE03.25/P-T25-2-540X 20m** | DN 32/40, Rp 1¼ | 2.5 | 20 | 3~400 V, 50 Hz | yes | 6079714 | L | **1,989.-** |
| **Rexa CUT GE03.34/P-T39-2-540X** | DN 32/40, Rp 1¼ | 3.9 | 10 | 3~400 V, 50 Hz | yes | 6069867 | L | **2,160.-** |
| **Rexa CUT GE03.34/P-T39-2-540X 20m** | DN 32/40, Rp 1¼ | 3.9 | 20 | 3~400 V, 50 Hz | yes | 6079713 | L | **2,284.-** |
| **Rexa CUT GI03.26/S-M15-2-523/P** | DN 32/40, Rp 1¼ | 1.5 | 10 | 1~230 V, 50 Hz | no | 6081534 | L | **1,567.-** |

= ready for delivery, L = supply availability, C = approx. 2 weeks, K = approx. 4 weeks, AX = up to 16 weeks delivery time, please inquire for every order, A = on request, = please contact Wilo
Subject to change – all prices do not include VAT. Our General Terms of Delivery and Service apply (see www.wilo.com/legal) – valid from 01/01/2022 in Germany.

**Price group: PG8**

## Ordering information

| Type | Pressure port | Rated power | Connection cable length | Mains connection | Explosion protection ATEX | Art. no. | | |
|---|---|---|---|---|---|---|---|---|
| | | $P_2$ kW | $D$ m | | ATEX | | | EUR |
| **Rexa CUT GI03.26/S-T15-2-540** | DN 32/40, Rp 1¼ | 1.5 | 10 | 3~400 V, 50 Hz | no | 6069868 | L | **1,407.–** |
| **Rexa CUT GI03.29/S-M15-2-523/P** | DN 32/40, Rp 1¼ | 1.5 | 10 | 1~230 V, 50 Hz | no | 6081535 | L | **1,648.–** |
| **Rexa CUT GI03.29/S-T15-2-540** | DN 32/40, Rp 1¼ | 1.5 | 10 | 3~400 V, 50 Hz | no | 6075983 | L | **1,499.–** |
| **Rexa CUT GI03.31/S-M15-2-523/P** | DN 32/40, Rp 1¼ | 1.5 | 10 | 1~230 V, 50 Hz | no | 6081536 | L | **1,741.–** |
| **Rexa CUT GI03.31/S-T15-2-540** | DN 32/40, Rp 1¼ | 1.5 | 10 | 3~400 V, 50 Hz | no | 6080483 | L | **1,553.–** |
| **Rexa CUT GI03.41/S-T25-2-540** | DN 32/40, Rp 1¼ | 2.5 | 10 | 3~400 V, 50 Hz | no | 6080486 | L | **1,981.–** |

## Installation drawing stationary wet well installation

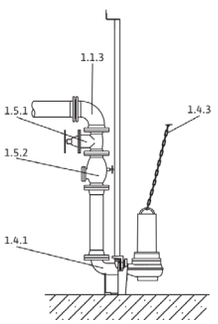


| | |
|---|---|
| 1.1.3 | 90° pipe bend |
| 1.4.1 | Suspension unit |
| 1.4.3 | Chain |
| 1.5.1 | Shut-off valve |
| 1.5.2 | Non-return valve |

**Price group: PG14**

## Accessories for stationary wet well installation DN40

| Series | Reference number | Description | Art. no. | | |
|---|---|---|---|---|---|
| | | | | | EUR |
| **Suspension unit DN 40/50** | 1.4.1 | Made of EN-GJL-250, painted, with free passage in DN 40, foot elbow including pump holder, profile joint, installation and floor fixation accessories and double-pipe guide pipe bracket (26.9x2 mm) without guide pipes. | 2057179 | L | **422.–** |
| **Guide pipe Ø26.9x2mm 6m 1.4301** | 1.4.15 | Guide pipe suitable for use with the suspension unit. Safe guide of the pump to the coupling connection. The number depends on the suspension unit. | 6049244 | L | **108.–** |
| **Non-return valve Rp 1½** | 1.5.2 | made of EN-GJL-250, with female thread | 4027330 | L | **171.–** |
| **Gate valve Rp 1½, G-CuSn10** | 1.5.1 | made of red brass, with female thread | 2525187 | L | **74.–** |
| **Sling chain kit PCS-CE, galvanised steel, 400 kg, 5 m** | 1.4.3 | As chain sling with 2 shackles in galvanised steel. Bearing capacity: 400 kg | 6063140 | L | **172.–** |
| **Sling chain kit PCS-CE, galvanised steel, 400 kg, 10 m** | 1.4.3 | As chain sling with 2 shackles in galvanised steel. Bearing capacity: 400 kg | 6063142 | L | **320.–** |
| **Sling chain kit PCS-CE, stainless steel, 400 kg, 5 m** | 1.4.3 | As chain sling with 2 shackles in 1.4401 stainless steel. Bearing capacity: 400 kg | 6063136 | L | **473.–** |
| **Sling chain kit PCS-CE, stainless steel, 400 kg, 10 m** | 1.4.3 | As chain sling with 2 shackles in 1.4401 stainless steel. Bearing capacity: 400 kg | 6063138 | L | **747.–** |
| **Mounting accessories DN 40/50/65, PN 10** | 1.4.12 | For one flange connection, with screws, nuts and flat gasket | 6076963 | L | **28.–** |

= ready for delivery, L = supply availability, C = approx. 2 weeks, K = approx. 4 weeks, AX = up to 16 weeks delivery time, please inquire for every order, A = on request, = please contact Wilo
Subject to change – all prices do not include VAT. Our General Terms of Delivery and Service apply (see www.wilo.com/legal) – valid from 01/01/2022 in Germany.

Price group: PG14

## Accessories for stationary wet well installation DN50

| Type | Reference number | Description | Art. no. | | EUR |
|---|---|---|---|---|---|
| **Suspension unit DN 40/50** | 1.4.1 | Made of EN-GJL-250, painted, with free passage in DN 40, foot elbow including pump holder, profile joint, installation and floor fixation accessories and double-pipe guide pipe bracket (26.9x2 mm) without guide pipes. | 2057179 | L | **422.–** |
| **Guide pipe Ø26.9x2mm 6m 1.4301** | 1.4.15 | Guide pipe suitable for use with the suspension unit. Safe guide of the pump to the coupling connection. The number depends on the suspension unit. | 6049244 | L | **108.–** |
| **Non-return valve DN 50** | 1.5.2 | made of EN-GJL-250, according to DIN EN 12050-4, including 1 set mounting accessories | 2017166 | L | **300.–** |
| **Gate valve DN 50, EN-GJL-250** | 1.5.1 | made of EN-GJL-250, including 1 set mounting accessories | 2017160 | L | **212.–** |
| **90° pipe elbow DN 50** | 1.1.3 | Made of EN-GJS-400-15, with 2 flanges, including 1 set installation accessories | 2018053 | L | **213.–** |
| **Sling chain kit PCS-CE, galvanised steel, 400 kg, 5 m** | 1.4.3 | As chain sling with 2 shackles in galvanised steel. Bearing capacity: 400 kg | 6063140 | L | **172.–** |
| **Sling chain kit PCS-CE, galvanised steel, 400 kg, 10 m** | 1.4.3 | As chain sling with 2 shackles in galvanised steel. Bearing capacity: 400 kg | 6063142 | L | **320.–** |
| **Sling chain kit PCS-CE, stainless steel, 400 kg, 5 m** | 1.4.3 | As chain sling with 2 shackles in 1.4401 stainless steel. Bearing capacity: 400 kg | 6063136 | L | **473.–** |
| **Sling chain kit PCS-CE, stainless steel, 400 kg, 10 m** | 1.4.3 | As chain sling with 2 shackles in 1.4401 stainless steel. Bearing capacity: 400 kg | 6063138 | L | **747.–** |
| **Y-piece DN 50** | 1.1.5 | Made of steel, galvanised, PN 10/16 flanges in accordance with DIN 2501 with 2 sets of installation accessories | 2019042 | L | **475.–** |
| **Mounting accessories DN 40/50/65, PN 10** | 1.4.12 | For one flange connection, with screws, nuts and flat gasket | 6076963 | L | **28.–** |

## Installation drawing portable wet well installation

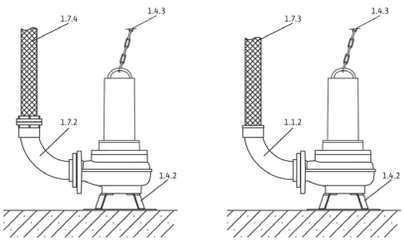


| | |
|---|---|
| 1.1.2 | 90° pipe bend with hose connection |
| 1.4.2 | Pump foot |
| 1.4.3 | Chain |
| 1.7.3 | Pressure hose |
| 1.7.4 | Pressure hose with Storz coupling |
| 1.7.5 | 90° pipe bend with Storz coupling |

Price group: PG14

## Accessories for portable wet well installation

| Type | Reference number | Description | Art. no. | | EUR |
|---|---|---|---|---|---|
| **Floor supporting foot DN 40** | 1.4.2 | Made of steel (S235JR), powder-coated, including fixation material | 6069669 | L | **102.–** |
| **90° pipe elbow DN 40/Rp 1½** | 1.1.2 | consisting of threaded flange DN 40/Rp 1½ (galvanized steel), 90° elbow R 1½/Rp 1½ (cast iron) and mounting accessories. | 2057401 | L | **115.–** |
| **Sling chain kit PCS-CE, galvanised steel, 400 kg, 5 m** | 1.4.3 | As chain sling with 2 shackles in galvanised steel. Bearing capacity: 400 kg | 6063140 | L | **172.–** |
| **Sling chain kit PCS-CE, galvanised steel, 400 kg, 10 m** | 1.4.3 | As chain sling with 2 shackles in galvanised steel. Bearing capacity: 400 kg | 6063142 | L | **320.–** |
| **Sling chain kit PCS-CE, stainless steel, 400 kg, 5 m** | 1.4.3 | As chain sling with 2 shackles in 1.4401 stainless steel. Bearing capacity: 400 kg | 6063136 | L | **473.–** |

= ready for delivery, L = supply availability, C = approx. 2 weeks, K = approx. 4 weeks, AX = up to 16 weeks delivery time, please inquire for every order, A = on request, = please contact Wilo
Subject to change – all prices do not include VAT. Our General Terms of Delivery and Service apply (see www.wilo.com/legal) – valid from 01/01/2022 in Germany.

**Price group: PG14**

**Accessories for portable wet well installation**

| Type | Reference number | Description | Art. no. | | |
|---|---|---|---|---|---|
| | | | | 🚚 | EUR |
| **Sling chain kit PCS-CE, stainless steel, 400 kg, 10 m** | 1.4.3 | As chain sling with 2 shackles in 1.4401 stainless steel. Bearing capacity: 400 kg | 6063138 | L | **747.-** |
| **Synthetic pressure hose 3 m, Ø 42 mm** | 1.7.3 | Inside Ø 42 mm, PN 6, including hose clip | 2027641 | K | **48.-** |
| **Synthetic pressure hose 5 m, Ø 42 mm** | 1.7.3 | Inside Ø 42 mm, PN 6, including hose clip | 2027642 | L | **81.-** |
| **Synthetic pressure hose 15 m, Ø 42 mm** | 1.7.3 | Inside Ø 42 mm, PN 6, including hose clip | 2027643 | K | **149.-** |

**Price group: PG14**

**Electrical accessories – level control with dynamic pressure system**

Level measurement via an open dynamic pressure system with the option of a separate dynamic pressure bell for the high water level.

| Type | Description | Art. no. | | |
|---|---|---|---|---|
| | | | 🚚 | EUR |
| **EC-L-1x12A-MT34-DOL-WM-EMS-IPS** | Microcontroller-controlled switchgear with LC display, symbol-based menu navigation and integrated pressure transducer for level-dependent control of a submersible pump by means of float switches, level sensor or immersion bell. WITHOUT main switch, mains isolator must be provided on-site!<br>**Notice!** Printed installation and operating instructions have been enclosed with the product in the following languages: DE, EN, FR, PL, RU. All 28 language versions have been saved as PDF files on an enclosed USB pen drive. **A notebook or tablet may be required** for installing and commissioning. | 2543212 | L | **1,030.-** |
| **EC-L-2x12A-MT34-DOL-WM-EMS-IPS** | Microcontroller-controlled switchgear with LC display, symbol-based menu navigation and integrated pressure transducer for level-dependent control of two submersible pumps by means of float switches, level sensor or immersion bell. WITHOUT main switch, mains isolator must be provided on-site!<br>**Notice!** Printed installation and operating instructions have been enclosed with the product in the following languages: DE, EN, FR, PL, RU. All 28 language versions have been saved as PDF files on an enclosed USB pen drive. **A notebook or tablet may be required** for installing and commissioning. | 2543222 | L | **1,585.-** |
| **Dynamic pressure bell with 10 m hose** | Pneumatic signal transmitter for media containing faeces with a max. temperature of 60 °C. The signal transmitter is open in direction of the fluid and must be ventilated after each pumping out (OFF depending on time). | 2516976 | L | **102.-** |
| **Bubbling-through system** | Small compressor for constant aeration of the dynamic pressure bell, including non-return valve, 3 m hose and T-connector. | 2516977 | L | **250.-** |
| **24 VDC flash light** | Xenon flash light for wall fixation for indoor and outdoor areas. Light colour: Red, flash frequency: 0.75 Hz | 2551612 | C | **311.-** |
| **1~230 VAC flash light** | Xenon flash light for wall fixation for indoor and outdoor areas. Light colour: Red, flash frequency: 0.75 Hz | 2551613 | C | **285.-** |
| **12 – 24 VDC signal horn** | Horn with bell for wall fixation for indoor and outdoor areas. Alarm signal via electromechanical noise generation with steel diaphragm (92 dBA). | 2017208 | L | **99.-** |
| **1~230 V signal horn** | Horn with bell for wall fixation for indoor and outdoor areas. Alarm signal via electromechanical noise generation with steel diaphragm (88 dBA). | 501459398 | L | **98.-** |
| **NiMh rechargeable battery, 9 V/200 mAh** | Rechargeable battery to be installed in the switchgears Wilo-control MS-L and EC-L for a mains-independent alarm | 2522850 | L | **28.-** |

**You can find more accessories at the end in the chapter Electric accessories!**
Attention: Switchgears are not protected against explosions and can be used only outside potentially explosive areas. If pumps are used within potentially explosive areas, onsite measures are required.



**Rexa CUT**

**Price group: PG14**

## Electrical accessories – level control with float switch

Level measurement using a level sensor with various measurement ranges, including high water alarm and dry-running protection.

| Type | Description | Art. no. | | |
|---|---|---|---|---|
| | | | 🚚 | EUR |
| **MS-L-1x4kW-DOL** | Microprocessor-controlled switchgear for level-dependent control of a submersible pump with float switch. | 2539741 | L | **582.–** |
| **MS-L-2x4kW-DOL** | Microprocessor-controlled switchgear for level-dependent control of 2 submersible pumps with float switch. | 2539745 | L | **786.–** |
| **Float switch MS1 with 10 m cable** | Signal transmitters for aggressive fluids and fluids containing faeces up to a max. temperature of 80 °C. Switching: up "ON"/down "OFF". | 2004593 | L | **132.–** |
| **Ex-rated cut-off relay (2-circuit)** | Ex cut-off relay for the connection of 2 float switches for level control in explosive atmospheres. | 2513059 | L | **833.–** |
| **Ex-rated cut-off relay (3-circuit)** | Ex cut-off relay for the connection of 3 float switches for level control in explosive atmospheres. | 2510698 | K | **1,050.–** |
| **1~230 VAC flash light** | Xenon flash light for wall fixation for indoor and outdoor areas. Light colour: Red, flash frequency: 0.75 Hz | 2551613 | C | **285.–** |
| **1~230 V signal horn** | Horn with bell for wall fixation for indoor and outdoor areas. Alarm signal via electromechanical noise generation with steel diaphragm (88 dBA). | 501459398 | L | **98.–** |

**You can find more accessories at the end in the chapter Electric accessories!**
Attention: Switchgears are not protected against explosions and can be used only outside potentially explosive areas. If pumps are used within potentially explosive areas, onsite measures are required.

**Price group: PG14**

## Electrical accessories – level control with level sensor

Level measurement using a level sensor with various measurement ranges, including high water alarm and dry-running protection. The breakdown barrier and the Ex cut-off relays are not required except for the connection of signal transmitters in potentially explosive areas! These can also be dispensed with when the SC-L..-Ex switchgear is used!

| Type | Description | Art. no. | | |
|---|---|---|---|---|
| | | | 🚚 | EUR |
| **EC-L-1x12A-MT34-DOL-WM** | Microcontroller-controlled switchgear with LC display and symbol-based menu navigation for level-dependent control of a submersible pump by means of float switches or level sensor.<br>**Notice!** Printed installation and operating instructions have been enclosed with the product in the following languages: DE, EN, FR, PL, RU. All 28 language versions have been saved as PDF files on an enclosed USB pen drive. **A notebook or tablet may be required** for installing and commissioning. | 2543210 | L | **1,055.–** |
| **EC-L-1x12A-MT34-DOL-WM-EX** | Microprocessor-controlled switchgear with LC display and symbol-based menu navigation for level-dependent control of a submersible pump by means of float switches or level sensor. Pump and sensors within explosive atmospheres can be directly connected.<br>**Notice!** Printed installation and operating instructions have been enclosed with the product in the following languages: DE, EN, FR, PL, RU. All 28 language versions have been saved as PDF files on an enclosed USB pen drive. **A notebook or tablet may be required** for installing and commissioning. | 2553570 | K | **2,979.–** |
| **EC-L-1x12A-MT34-DOL-WM-EMS** | Microcontroller-controlled switchgear with LC display and symbol-based menu navigation for level-dependent control of a submersible pump by means of float switches or level sensor. WITHOUT main switch, mains isolator must be provided on-site!<br>**Notice!** Printed installation and operating instructions have been enclosed with the product in the following languages: DE, EN, FR, PL, RU. All 28 language versions have been saved as PDF files on an enclosed USB pen drive. **A notebook or tablet may be required** for installing and commissioning. | 2543211 | L | **961.–** |
| **EC-L-2x12A-MT34-DOL-WM** | Microcontroller-controlled switchgear with LC display and symbol-based menu navigation for level-dependent control of submersible pumps by means of float switches or level sensor.<br>**Notice!** Printed installation and operating instructions have been enclosed with the product in the following languages: DE, EN, FR, PL, RU. All 28 language versions have been saved as PDF files on an enclosed USB pen drive. **A notebook or tablet may be required** for installing and commissioning. | 2543220 | L | **1,668.–** |

**You can find more accessories at the end in the chapter Electric accessories!**
Attention: Switchgears are not protected against explosions and can be used only outside potentially explosive areas. If pumps are used within potentially explosive areas, onsite measures are required.

**Price group: PG14**

## Electrical accessories – level control with level sensor

Level measurement using a level sensor with various measurement ranges, including high water alarm and dry-running protection. The breakdown barrier and the Ex cut-off relays are not required except for the connection of signal transmitters in potentially explosive areas! These can also be dispensed with when the SC-L..-Ex switchgear is used!

| Type | Description | Art. no. | | EUR |
|---|---|---|---|---|
| **EC-L-2x12A-MT34-DOL-WM-EX** | Microprocessor-controlled switchgear with LC display and symbol-based menu navigation for level-dependent control of submersible pumps by means of float switches or level sensor. Pumps and sensors within explosive atmospheres can be directly connected. **Notice!** Printed installation and operating instructions have been enclosed with the product in the following languages: DE, EN, FR, PL, RU. All 28 language versions have been saved as PDF files on an enclosed USB pen drive. **A notebook or tablet may be required** for installing and commissioning. | 2553571 | K | **3,142.–** |
| **EC-L-2x12A-MT34-DOL-WM-EMS** | Microcontroller-controlled switchgear with LC display and symbol-based menu navigation for level-dependent control of submersible pumps by means of float switches or level sensor. WITHOUT main switch, mains isolator must be provided on-site! **Notice!** Printed installation and operating instructions have been enclosed with the product in the following languages: DE, EN, FR, PL, RU. All 28 language versions have been saved as PDF files on an enclosed USB pen drive. **A notebook or tablet may be required** for installing and commissioning. | 2543221 | L | **1,466.–** |
| **EC-L-3x12A-MT34-DOL-WM** | Microcontroller-controlled switchgear with LCD display and symbol-based menu navigation for level-dependent control of three submersible pumps by means of a level sensor. **Notice!** Printed installation and operating instructions have been enclosed with the product in the following languages: DE, EN, FR, PL, RU. All 28 language versions have been saved as PDF files on an enclosed USB pen drive. **A notebook or tablet may be required** for installing and commissioning. | 2543230 | L | **2,434.–** |
| **EC-L-3x12A-MT34-DOL-WM-EX** | Microprocessor-controlled switchgear with LCD display and symbol-based menu navigation for level-dependent control of three submersible pumps by means of a level sensor. Pumps and sensors within explosive atmospheres can be directly connected. **Notice!** Printed installation and operating instructions have been enclosed with the product in the following languages: DE, EN, FR, PL, RU. All 28 language versions have been saved as PDF files on an enclosed USB pen drive. **A notebook or tablet may be required** for installing and commissioning. | 2553572 | K | **4,513.–** |
| **SC-L-1x16A-T34-SD-WM** | Microprocessor-controlled switchgear for level-dependent control of one submersible motor pump via level sensor or float switches. | 2543273 | K | **3,027.–** |
| **SC-L-2x16A-T34-SD-WM** | Microprocessor-controlled switchgear for level-dependent control of two submersible motor pumps via level sensor or float switches. | 2543274 | K | **3,907.–** |
| **Level sensor 0-1.0 mWS with 10 m cable** | Signal transmitter with ATEX approval for fluids containing faeces with a maximum temperature of 60 °C. Output signal: 4...20 mA | **6088842** | L | **511.–** |
| **Level sensor 0-1.0 mWS with 30 m cable** | Signal transmitter with ATEX approval for fluids containing faeces with a maximum temperature of 60 °C. Output signal: 4...20 mA | **6088841** | L | **603.–** |
| **Level sensor 0-1.0 mWS with 50 m cable** | Signal transmitter with ATEX approval for fluids containing faeces with a maximum temperature of 60 °C. Output signal: 4...20 mA | **6088840** | A | **730.–** |
| **Level sensor 0-2.5 mWS with 10 m cable** | Signal transmitter with ATEX approval for fluids containing faeces with a maximum temperature of 60 °C. Output signal: 4...20 mA | **6088839** | L | **511.–** |
| **Level sensor 0-2.5 mWS with 30 m cable** | Signal transmitter with ATEX approval for fluids containing faeces with a maximum temperature of 60 °C. Output signal: 4...20 mA | **6088837** | L | **603.–** |
| **Level sensor 0-2.5 mWS with 50 m cable** | Signal transmitter with ATEX approval for fluids containing faeces with a maximum temperature of 60 °C. Output signal: 4...20 mA | **6088836** | A | **730.–** |
| **Cable clamp** | For fixation of a signal transmitter in the pump chamber. The clamp is fixed in the pump chamber with a hook; the cable of the signal transmitter is clamped and fixed via the intrinsic weight of the signal transmitter. | 2519927 | L | **25.–** |
| **Zener barrier** | Breakdown barrier (Zener barrier) for the connection of one level sensor in an explosive atmosphere. | 2541372 | L | **320.–** |
| **24 VDC flash light** | Xenon flash light for wall fixation for indoor and outdoor areas. Light colour: Red, flash frequency: 0.75 Hz | 2551612 | C | **311.–** |

**You can find more accessories at the end in the chapter Electric accessories!**
Attention: Switchgears are not protected against explosions and can be used only outside potentially explosive areas. If pumps are used within potentially explosive areas, onsite measures are required.



## Rexa CUT

**Price group: PG14**

## Electrical accessories – level control with level sensor

Level measurement using a level sensor with various measurement ranges, including high water alarm and dry-running protection. The breakdown barrier and the Ex cut-off relays are not required except for the connection of signal transmitters in potentially explosive areas! These can also be dispensed with when the SC-L..-Ex switchgear is used!

| Type | Description | Art. no. | | EUR |
|---|---|---|---|---|
| **1~230 VAC flash light** | Xenon flash light for wall fixation for indoor and outdoor areas. Light colour: Red, flash frequency: 0.75 Hz | 2551613 | C | **285.–** |
| **12 – 24 VDC signal horn** | Horn with bell for wall fixation for indoor and outdoor areas. Alarm signal via electromechanical noise generation with steel diaphragm (92 dBA). | 2017208 | L | **99.–** |
| **1~230 V signal horn** | Horn with bell for wall fixation for indoor and outdoor areas. Alarm signal via electromechanical noise generation with steel diaphragm (88 dBA). | 501459398 | L | **98.–** |
| **NiMh rechargeable battery, 9 V/200 mAh** | Rechargeable battery to be installed in the switchgears Wilo-control MS-L and EC-L for a mains-independent alarm | 2522850 | L | **28.–** |

**You can find more accessories at the end in the chapter Electric accessories!**
Attention: Switchgears are not protected against explosions and can be used only outside potentially explosive areas. If pumps are used within potentially explosive areas, onsite measures are required.

**Price group: PG14**

## Electrical accessories – mains-independent alarm signal

Alarm signal for detection of flooding in rooms and buildings. The alarm signal is acoustic, optical or wireless. In addition, other consumers can be controlled directly.

| Type | Description | Art. no. | | EUR |
|---|---|---|---|---|
| **DrainAlarm 2** | Network-independent alarm switchgear with optical and acoustic alarm signal and with a connection for one float switch. | 2545133 | L | **475.–** |
| **DrainAlarm GSM** | Network-independent alarm switchgear with optical, acoustic and wireless (per GSM) alarm signal and with a connection for one float switch. | 2542911 | L | **1,283.–** |
| **Float switch MS1 with 10 m cable** | Signal transmitters for aggressive fluids and fluids containing faeces up to a max. temperature of 80 °C. Switching: up “ON”/down “OFF”. | 2004593 | L | **132.–** |
| **1~230 V signal horn** | Horn with bell for wall fixation for indoor and outdoor areas. Alarm signal via electromechanical noise generation with steel diaphragm (88 dBA). | 501459398 | L | **98.–** |
| **1~230 VAC flash light** | Xenon flash light for wall fixation for indoor and outdoor areas. Light colour: Red, flash frequency: 0.75 Hz | 2551613 | C | **285.–** |

**You can find more accessories at the end in the chapter Electric accessories!**
Attention: Switchgears are not protected against explosions and can be used only outside potentially explosive areas. If pumps are used within potentially explosive areas, onsite measures are required.



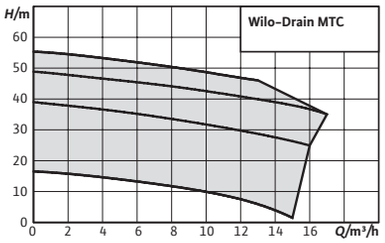


**Accessories** **Page**
Commissioning/maintenance 703

# Wilo-Drain MTC

## Construction
Submersible sewage pump with external macerator for continuous duty for stationary and portable wet well installation.

## Application
Pumping of
- → Sewage containing faeces
- → Pre-cleaned sewage without faeces and long-fibre components
- → Wastewater

## Your advantages
- → Heavy-duty version made of cast iron
- → External macerator
- → Sealing with mechanical seal on fluid side
- → Sealing chamber

## Scope of delivery
- → Pump
- → 10-metre connection cable with bare cable end
- → A version with attached float switch and shockproof plug
- → Installation and operating instructions

**Price group: PG8**

**Ordering information**

| Type | Operating mode (non-immersed) | Pressure port | Rated power | Connection cable length | Mains connection | Explosion protection ATEX | Art. no. | | |
|---|---|---|---|---|---|---|---|---|---|
| | | | $P_2$ kW | $D$ m | | ATEX | | | EUR |
| **Drain MTC 40F16.15/7-A** | – | DN 40 / Rp 1½ | 0.7 | 10 | 1~230 V, 50 Hz | no | 2081260 | L | **1,560.–** |
| **Drain MTC 40F16.15/7** | – | DN 40 / Rp 1½ | 0.7 | 10 | 3~400 V, 50 Hz | no | 2081261 | L | **1,492.–** |
| **Drain MTC 32F39.16/30Ex** | S3-30% | DN 32 | 3.4 | 10 | 3~400 V, 50 Hz | yes | 2081262 | L | **2,457.–** |
| **Drain MTC 32F39.16/30** | S3-30% | DN 32 | 3.4 | 10 | 3~400 V, 50 Hz | no | 2081263 | L | **2,272.–** |
| **Drain MTC 32F49.17/66Ex** | S3-30% | DN 32 | 6.6 | 10 | 3~400 V, 50 Hz | yes | 2081264 | L | **6,742.–** |
| **Drain MTC 32F49.17/66** | S3-30% | DN 32 | 6.6 | 10 | 3~400 V, 50 Hz | no | 2081265 | L | **6,476.–** |
| **Drain MTC 32F55.13/66Ex** | S3-30% | DN 32 | 6.6 | 10 | 3~400 V, 50 Hz | yes | 2081266 | L | **6,855.–** |
| **Drain MTC 32F55.13/66** | S3-30% | DN 32 | 6.6 | 10 | 3~400 V, 50 Hz | no | 2081267 | L | **6,571.–** |

= ready for delivery, L = supply availability, C = approx. 2 weeks, K = approx. 4 weeks, AX = up to 16 weeks delivery time, please inquire for every order, A = on request, = please contact Wilo
Subject to change – all prices do not include VAT. Our General Terms of Delivery and Service apply (see www.wilo.com/legal) – valid from 01/01/2022 in Germany.

**Drain MTC**

## Installation drawing stationary wet well installation

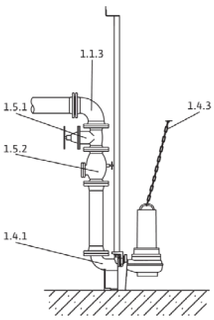


| | |
|---|---|
| 1.1.3 | 90° pipe bend |
| 1.4.1 | Suspension unit |
| 1.4.3 | Chain |
| 1.5.1 | Shut-off valve |
| 1.5.2 | Non-return valve |

**Price group: PG14**

## Accessories for stationary wet well installation MTC32F39...55

| Type | Reference number | Description | Art. no. | | EUR |
|---|---|---|---|---|---|
| **Suspension unit Rp 1½** | 1.4.1 | Made of EN-GJL-250, painted, with free passage in DN 32, foot elbow including pump holder, profile joint, installation and floor fixation accessories and single-pipe guide pipe bracket (26.9x2 mm) without guide pipe. | 2082630 | L | **551.–** |
| **Guide pipe Ø26.9x2mm 6m 1.4301** | 1.4.15 | Guide pipe suitable for use with the suspension unit. Safe guide of the pump to the coupling connection. The number depends on the suspension unit. | 6049244 | L | **108.–** |
| **Non-return valve Rp 1½** | 1.5.2 | made of EN-GJL-250, with female thread | 4027330 | L | **171.–** |
| **Gate valve Rp 1½, G-CuSn10** | 1.5.1 | made of red brass, with female thread | 2525187 | L | **74.–** |
| **Sling chain kit PCS-CE, galvanised steel, 400 kg, 5 m** | 1.4.3 | As chain sling with 2 shackles in galvanised steel. Bearing capacity: 400 kg | 6063140 | L | **172.–** |
| **Sling chain kit PCS-CE, galvanised steel, 400 kg, 10 m** | 1.4.3 | As chain sling with 2 shackles in galvanised steel. Bearing capacity: 400 kg | 6063142 | L | **320.–** |
| **Sling chain kit PCS-CE, stainless steel, 400 kg, 5 m** | 1.4.3 | As chain sling with 2 shackles in 1.4401 stainless steel. Bearing capacity: 400 kg | 6063136 | L | **473.–** |
| **Sling chain kit PCS-CE, stainless steel, 400 kg, 10 m** | 1.4.3 | As chain sling with 2 shackles in 1.4401 stainless steel. Bearing capacity: 400 kg | 6063138 | L | **747.–** |

**Price group: PG14**

## Accessories for stationary wet well installation MTC40

| Type | Reference number | Description | Art. no. | | EUR |
|---|---|---|---|---|---|
| **Suspension unit DN 40/50** | 1.4.1 | Made of EN-GJL-250, painted, with free passage in DN 40, foot elbow including pump holder, profile joint, installation and floor fixation accessories and double-pipe guide pipe bracket (26.9x2 mm) without guide pipes. | 2057179 | L | **422.–** |
| **Guide pipe Ø26.9x2mm 6m 1.4301** | 1.4.15 | Guide pipe suitable for use with the suspension unit. Safe guide of the pump to the coupling connection. The number depends on the suspension unit. | 6049244 | L | **108.–** |
| **Non-return valve Rp 1½** | 1.5.2 | made of EN-GJL-250, with female thread | 4027330 | L | **171.–** |
| **Gate valve Rp 1½, G-CuSn10** | 1.5.1 | made of red brass, with female thread | 2525187 | L | **74.–** |
| **Sling chain kit PCS-CE, galvanised steel, 400 kg, 5 m** | 1.4.3 | As chain sling with 2 shackles in galvanised steel. Bearing capacity: 400 kg | 6063140 | L | **172.–** |
| **Sling chain kit PCS-CE, galvanised steel, 400 kg, 10 m** | 1.4.3 | As chain sling with 2 shackles in galvanised steel. Bearing capacity: 400 kg | 6063142 | L | **320.–** |

Price group: PG14

## Accessories for stationary wet well installation MTC40

| Type | Reference number | Description | Art. no. | | |
|---|---|---|---|---|---|
| | | | | | EUR |
| **Sling chain kit PCS-CE, stainless steel, 400 kg, 5 m** | 1.4.3 | As chain sling with 2 shackles in 1.4401 stainless steel. Bearing capacity: 400 kg | 6063136 | L | **473.-** |
| **Sling chain kit PCS-CE, stainless steel, 400 kg, 10 m** | 1.4.3 | As chain sling with 2 shackles in 1.4401 stainless steel. Bearing capacity: 400 kg | 6063138 | L | **747.-** |

## Installation drawing portable wet well installation

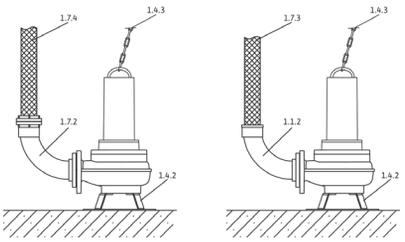


| | |
|---|---|
| 1.1.2 | 90° pipe bend with hose connection |
| 1.4.2 | Pump foot |
| 1.4.3 | Chain |
| 1.7.3 | Pressure hose |
| 1.7.4 | Pressure hose with Storz coupling |
| 1.7.5 | 90° pipe bend with Storz coupling |

Price group: PG14

## Accessories for portable wet well installation MTC32F39...55

| Type | Reference number | Description | Art. no. | | |
|---|---|---|---|---|---|
| | | | | | EUR |
| **Floor supporting foot MTC 32F49, MTC 32F55** | – | Made of steel (S235JR), lacquered, including fixation material | 2098296 | L | **736.-** |
| **Floor supporting foot MTC 32F39** | – | Made of steel (S235JR), lacquered, including fixation material | 2098295 | L | **203.-** |
| **Sling chain kit PCS-CE, galvanised steel, 400 kg, 5 m** | 1.4.3 | As chain sling with 2 shackles in galvanised steel. Bearing capacity: 400 kg | 6063140 | L | **172.-** |
| **Sling chain kit PCS-CE, galvanised steel, 400 kg, 10 m** | 1.4.3 | As chain sling with 2 shackles in galvanised steel. Bearing capacity: 400 kg | 6063142 | L | **320.-** |
| **Sling chain kit PCS-CE, stainless steel, 400 kg, 5 m** | 1.4.3 | As chain sling with 2 shackles in 1.4401 stainless steel. Bearing capacity: 400 kg | 6063136 | L | **473.-** |
| **Sling chain kit PCS-CE, stainless steel, 400 kg, 10 m** | 1.4.3 | As chain sling with 2 shackles in 1.4401 stainless steel. Bearing capacity: 400 kg | 6063138 | L | **747.-** |

Price group: PG14

## Accessories for portable wet well installation MTC40

| Type | Reference number | Description | Art. no. | | |
|---|---|---|---|---|---|
| | | | | | EUR |
| **90° pipe elbow DN 40/Rp 1½** | 1.1.2 | consisting of threaded flange DN 40/Rp 1½ (galvanized steel), 90° elbow R 1½/Rp 1½ (cast iron) and mounting accessories. | 2057401 | L | **115.-** |
| **Sling chain kit PCS-CE, galvanised steel, 400 kg, 5 m** | 1.4.3 | As chain sling with 2 shackles in galvanised steel. Bearing capacity: 400 kg | 6063140 | L | **172.-** |
| **Sling chain kit PCS-CE, galvanised steel, 400 kg, 10 m** | 1.4.3 | As chain sling with 2 shackles in galvanised steel. Bearing capacity: 400 kg | 6063142 | L | **320.-** |
| **Sling chain kit PCS-CE, stainless steel, 400 kg, 5 m** | 1.4.3 | As chain sling with 2 shackles in 1.4401 stainless steel. Bearing capacity: 400 kg | 6063136 | L | **473.-** |
| **Sling chain kit PCS-CE, stainless steel, 400 kg, 10 m** | 1.4.3 | As chain sling with 2 shackles in 1.4401 stainless steel. Bearing capacity: 400 kg | 6063138 | L | **747.-** |

= ready for delivery, L = supply availability, C = approx. 2 weeks, K = approx. 4 weeks, AX = up to 16 weeks delivery time, please inquire for every order, A = on request, = please contact Wilo
Subject to change – all prices do not include VAT. Our General Terms of Delivery and Service apply (see www.wilo.com/legal) – valid from 01/01/2022 in Germany.

## Drain MTC

**Price group: PG14**

## Electrical accessories – level control with dynamic pressure system

Level measurement via an open dynamic pressure system with the option of a separate dynamic pressure bell for the high water level.

| Type | Description | Art. no. | | EUR |
|---|---|---|---|---|
| | | | 🚚 | |
| **EC-L-1x12A-MT34-DOL-WM-EMS-IPS** | Microcontroller-controlled switchgear with LC display, symbol-based menu navigation and integrated pressure transducer for level-dependent control of a submersible pump by means of float switches, level sensor or immersion bell. WITHOUT main switch, mains isolator must be provided on-site! **Notice!** Printed installation and operating instructions have been enclosed with the product in the following languages: DE, EN, FR, PL, RU. All 28 language versions have been saved as PDF files on an enclosed USB pen drive. **A notebook or tablet may be required** for installing and commissioning. | 2543212 | L | **1,030.–** |
| **EC-L-2x12A-MT34-DOL-WM-EMS-IPS** | Microcontroller-controlled switchgear with LC display, symbol-based menu navigation and integrated pressure transducer for level-dependent control of two submersible pumps by means of float switches, level sensor or immersion bell. WITHOUT main switch, mains isolator must be provided on-site! **Notice!** Printed installation and operating instructions have been enclosed with the product in the following languages: DE, EN, FR, PL, RU. All 28 language versions have been saved as PDF files on an enclosed USB pen drive. **A notebook or tablet may be required** for installing and commissioning. | 2543222 | L | **1,585.–** |
| **Dynamic pressure bell with 10 m hose** | Pneumatic signal transmitter for media containing faeces with a max. temperature of 60 °C. The signal transmitter is open in direction of the fluid and must be ventilated after each pumping out (OFF depending on time). | 2516976 | L | **102.–** |
| **Bubbling-through system** | Small compressor for constant aeration of the dynamic pressure bell, including non-return valve, 3 m hose and T-connector. | 2516977 | L | **250.–** |
| **24 VDC flash light** | Xenon flash light for wall fixation for indoor and outdoor areas. Light colour: Red, flash frequency: 0.75 Hz | 2551612 | C | **311.–** |
| **1~230 VAC flash light** | Xenon flash light for wall fixation for indoor and outdoor areas. Light colour: Red, flash frequency: 0.75 Hz | 2551613 | C | **285.–** |
| **12 – 24 VDC signal horn** | Horn with bell for wall fixation for indoor and outdoor areas. Alarm signal via electromechanical noise generation with steel diaphragm (92 dBA). | 2017208 | L | **99.–** |
| **1~230 V signal horn** | Horn with bell for wall fixation for indoor and outdoor areas. Alarm signal via electromechanical noise generation with steel diaphragm (88 dBA). | 501459398 | L | **98.–** |
| **NiMh rechargeable battery, 9 V/200 mAh** | Rechargeable battery to be installed in the switchgears Wilo-control MS-L and EC-L for a mains-independent alarm | 2522850 | L | **28.–** |

**You can find more accessories at the end in the chapter Electric accessories!**
Attention: Switchgears are not protected against explosions and can be used only outside potentially explosive areas. If pumps are used within potentially explosive areas, onsite measures are required.

**Price group: PG14**

## Electrical accessories – level control with float switch

Level measurement using several float switches for the different water levels, including high water alarm signal. The breakdown barrier and the Ex cutoff relays are not required except for the connection of signal transmitters in potentially explosive areas! These can also be dispensed with when the SC-L..-Ex switchgear is used!

| Type | Description | Art. no. | | EUR |
|---|---|---|---|---|
| | | | 🚚 | |
| **MS-L-1x4kW-DOL** | Microprocessor-controlled switchgear for level-dependent control of a submersible pump with float switch. | 2539741 | L | **582.–** |
| **MS-L-2x4kW-DOL** | Microprocessor-controlled switchgear for level-dependent control of 2 submersible pumps with float switch. | 2539745 | L | **786.–** |
| **SC-L-1x16A-T34-DOL-WM** | Microprocessor-controlled switchgear for level-dependent control of one submersible motor pump via level sensor or float switches. | 2538932 | K | **2,732.–** |
| **SC-L-2x16A-T34-DOL-WM** | Microprocessor-controlled switchgear for level-dependent control of two submersible motor pumps via level sensor or float switches. | 2538933 | K | **3,432.–** |
| **Float switch MS1 with 10 m cable** | Signal transmitters for aggressive fluids and fluids containing faeces up to a max. temperature of 80 °C. Switching: up “ON”/down “OFF”. | 2004593 | L | **132.–** |
| **Ex-rated cut-off relay (2-circuit)** | Ex cut-off relay for the connection of 2 float switches for level control in explosive atmospheres. | 2513059 | L | **833.–** |
| **Ex-rated cut-off relay (3-circuit)** | Ex cut-off relay for the connection of 3 float switches for level control in explosive atmospheres. | 2510698 | K | **1,050.–** |

**You can find more accessories at the end in the chapter Electric accessories!**
Attention: Switchgears are not protected against explosions and can be used only outside potentially explosive areas. If pumps are used within potentially explosive areas, onsite measures are required.

🚚 = ready for delivery, L = supply availability, C = approx. 2 weeks, K = approx. 4 weeks, AX = up to 16 weeks delivery time, please inquire for every order, A = on request, 📞 = please contact Wilo
Subject to change – all prices do not include VAT. Our General Terms of Delivery and Service apply (see www.wilo.com/legal) – valid from 01/01/2022 in Germany.

**Price group: PG14**

## Electrical accessories – level control with float switch

Level measurement using several float switches for the different water levels, including high water alarm signal. The breakdown barrier and the Ex cutoff relays are not required except for the connection of signal transmitters in potentially explosive areas! These can also be dispensed with when the SC-L..-Ex switchgear is used!

| Type | Description | Art. no. | | |
|---|---|---|---|---|
| | | | 🚚 | EUR |
| **Ex-rated cut-off relay (4-circuit)** | Ex cut-off relay for the connection of 4 float switches for level control in explosive atmospheres. | 2510699 | K | **985.-** |
| **Ex-rated cut-off relay (5-circuit)** | Ex cut-off relay for the connection of 5 float switches for level control in explosive atmospheres. | 2510674 | K | **1,332.-** |
| **1~230 VAC flash light** | Xenon flash light for wall fixation for indoor and outdoor areas. Light colour: Red, flash frequency: 0.75 Hz | 2551613 | C | **285.-** |
| **1~230 V signal horn** | Horn with bell for wall fixation for indoor and outdoor areas. Alarm signal via electromechanical noise generation with steel diaphragm (88 dBA). | 501459398 | L | **98.-** |
| **NiMh rechargeable battery, 9 V/200 mAh** | Rechargeable battery to be installed in the switchgears Wilo-control MS-L and EC-L for a mains-independent alarm | 2522850 | L | **28.-** |

**You can find more accessories at the end in the chapter Electric accessories!**
Attention: Switchgears are not protected against explosions and can be used only outside potentially explosive areas. If pumps are used within potentially explosive areas, onsite measures are required.

**Price group: PG14**

## Electrical accessories – level control with level sensor

Level measurement using a level sensor with various measurement ranges, including high water alarm and dry-running protection. The breakdown barrier and the Ex cut-off relays are not required except for the connection of signal transmitters in potentially explosive areas! These can also be dispensed with when the SC-L..-Ex switchgear is used!

| Type | Description | Art. no. | | |
|---|---|---|---|---|
| | | | 🚚 | EUR |
| **EC-L-1x12A-MT34-DOL-WM** | Microcontroller-controlled switchgear with LC display and symbol-based menu navigation for level-dependent control of a submersible pump by means of float switches or level sensor.<br>**Notice!** Printed installation and operating instructions have been enclosed with the product in the following languages: DE, EN, FR, PL, RU. All 28 language versions have been saved as PDF files on an enclosed USB pen drive. **A notebook or tablet may be required** for installing and commissioning. | 2543210 | L | **1,055.-** |
| **EC-L-1x12A-MT34-DOL-WM-EMS** | Microcontroller-controlled switchgear with LC display and symbol-based menu navigation for level-dependent control of a submersible pump by means of float switches or level sensor. WITHOUT main switch, mains isolator must be provided on-site!<br>**Notice!** Printed installation and operating instructions have been enclosed with the product in the following languages: DE, EN, FR, PL, RU. All 28 language versions have been saved as PDF files on an enclosed USB pen drive. **A notebook or tablet may be required** for installing and commissioning. | 2543211 | L | **961.-** |
| **EC-L-2x12A-MT34-DOL-WM** | Microcontroller-controlled switchgear with LC display and symbol-based menu navigation for level-dependent control of submersible pumps by means of float switches or level sensor.<br>**Notice!** Printed installation and operating instructions have been enclosed with the product in the following languages: DE, EN, FR, PL, RU. All 28 language versions have been saved as PDF files on an enclosed USB pen drive. **A notebook or tablet may be required** for installing and commissioning. | 2543220 | L | **1,668.-** |
| **EC-L-2x12A-MT34-DOL-WM-EMS** | Microcontroller-controlled switchgear with LC display and symbol-based menu navigation for level-dependent control of submersible pumps by means of float switches or level sensor. WITHOUT main switch, mains isolator must be provided on-site!<br>**Notice!** Printed installation and operating instructions have been enclosed with the product in the following languages: DE, EN, FR, PL, RU. All 28 language versions have been saved as PDF files on an enclosed USB pen drive. **A notebook or tablet may be required** for installing and commissioning. | 2543221 | L | **1,466.-** |
| **EC-L-3x12A-MT34-DOL-WM** | Microcontroller-controlled switchgear with LCD display and symbol-based menu navigation for level-dependent control of three submersible pumps by means of a level sensor.<br>**Notice!** Printed installation and operating instructions have been enclosed with the product in the following languages: DE, EN, FR, PL, RU. All 28 language versions have been saved as PDF files on an enclosed USB pen drive. **A notebook or tablet may be required** for installing and commissioning. | 2543230 | L | **2,434.-** |
| **SC-L-1x16A-T34-SD-WM** | Microprocessor-controlled switchgear for level-dependent control of one submersible motor pump via level sensor or float switches. | 2543273 | K | **3,027.-** |

**You can find more accessories at the end in the chapter Electric accessories!**
Attention: Switchgears are not protected against explosions and can be used only outside potentially explosive areas. If pumps are used within potentially explosive areas, onsite measures are required.

🚚 = ready for delivery, L = supply availability, C = approx. 2 weeks, K = approx. 4 weeks, AX = up to 16 weeks delivery time, please inquire for every order, A = on request, 📞 = please contact Wilo
Subject to change – all prices do not include VAT. Our General Terms of Delivery and Service apply (see www.wilo.com/legal) – valid from 01/01/2022 in Germany.

## Drain MTC

**Price group: PG14**

## Electrical accessories – level control with level sensor

Level measurement using a level sensor with various measurement ranges, including high water alarm and dry-running protection. The breakdown barrier and the Ex cut-off relays are not required except for the connection of signal transmitters in potentially explosive areas! These can also be dispensed with when the SC-L..-Ex switchgear is used!

| Type | Description | Art. no. | | EUR |
|---|---|---|---|---|
| **SC-L-2x16A-T34-SD-WM** | Microprocessor-controlled switchgear for level-dependent control of two submersible motor pumps via level sensor or float switches. | 2543274 | K | **3,907.–** |
| **Cable clamp** | For fixation of a signal transmitter in the pump chamber. The clamp is fixed in the pump chamber with a hook; the cable of the signal transmitter is clamped and fixed via the intrinsic weight of the signal transmitter. | 2519927 | L | **25.–** |
| **Zener barrier** | Breakdown barrier (Zener barrier) for the connection of one level sensor in an explosive atmosphere. | 2541372 | L | **320.–** |
| **24 VDC flash light** | Xenon flash light for wall fixation for indoor and outdoor areas. Light colour: Red, flash frequency: 0.75 Hz | 2551612 | C | **311.–** |
| **1~230 VAC flash light** | Xenon flash light for wall fixation for indoor and outdoor areas. Light colour: Red, flash frequency: 0.75 Hz | 2551613 | C | **285.–** |
| **12 – 24 VDC signal horn** | Horn with bell for wall fixation for indoor and outdoor areas. Alarm signal via electromechanical noise generation with steel diaphragm (92 dBA). | 2017208 | L | **99.–** |
| **1~230 V signal horn** | Horn with bell for wall fixation for indoor and outdoor areas. Alarm signal via electromechanical noise generation with steel diaphragm (88 dBA). | 501459398 | L | **98.–** |
| **NiMh rechargeable battery, 9 V/200 mAh** | Rechargeable battery to be installed in the switchgears Wilo-control MS-L and EC-L for a mains-independent alarm | 2522850 | L | **28.–** |
| **Level sensor 0–2.5 mWS with 50 m cable** | Signal transmitter with ATEX approval for fluids containing faeces with a maximum temperature of 60 °C. Output signal: 4...20 mA | **6088836** | A | **730.–** |
| **Level sensor 0–2.5 mWS with 30 m cable** | Signal transmitter with ATEX approval for fluids containing faeces with a maximum temperature of 60 °C. Output signal: 4...20 mA | **6088837** | L | **603.–** |
| **Level sensor 0–2.5 mWS with 10 m cable** | Signal transmitter with ATEX approval for fluids containing faeces with a maximum temperature of 60 °C. Output signal: 4...20 mA | **6088839** | L | **511.–** |
| **Level sensor 0–1.0 mWS with 50 m cable** | Signal transmitter with ATEX approval for fluids containing faeces with a maximum temperature of 60 °C. Output signal: 4...20 mA | **6088840** | A | **730.–** |
| **Level sensor 0–1.0 mWS with 30 m cable** | Signal transmitter with ATEX approval for fluids containing faeces with a maximum temperature of 60 °C. Output signal: 4...20 mA | **6088841** | L | **603.–** |
| **Level sensor 0–1.0 mWS with 10 m cable** | Signal transmitter with ATEX approval for fluids containing faeces with a maximum temperature of 60 °C. Output signal: 4...20 mA | **6088842** | L | **511.–** |
| **EC-L-3x12A-MT34-DOL-WM-EX** | Microprocessor-controlled switchgear with LCD display and symbol-based menu navigation for level-dependent control of three submersible pumps by means of a level sensor. Pumps and sensors within explosive atmospheres can be directly connected. **Notice!** Printed installation and operating instructions have been enclosed with the product in the following languages: DE, EN, FR, PL, RU. All 28 language versions have been saved as PDF files on an enclosed USB pen drive. **A notebook or tablet may be required** for installing and commissioning. | 2553572 | K | **4,513.–** |
| **EC-L-2x12A-MT34-DOL-WM-EX** | Microprocessor-controlled switchgear with LC display and symbol-based menu navigation for level-dependent control of submersible pumps by means of float switches or level sensor. Pumps and sensors within explosive atmospheres can be directly connected. **Notice!** Printed installation and operating instructions have been enclosed with the product in the following languages: DE, EN, FR, PL, RU. All 28 language versions have been saved as PDF files on an enclosed USB pen drive. **A notebook or tablet may be required** for installing and commissioning. | 2553571 | K | **3,142.–** |
| **EC-L-1x12A-MT34-DOL-WM-EX** | Microprocessor-controlled switchgear with LC display and symbol-based menu navigation for level-dependent control of a submersible pump by means of float switches or level sensor. Pump and sensors within explosive atmospheres can be directly connected. **Notice!** Printed installation and operating instructions have been enclosed with the product in the following languages: DE, EN, FR, PL, RU. All 28 language versions have been saved as PDF files on an enclosed USB pen drive. **A notebook or tablet may be required** for installing and commissioning. | 2553570 | K | **2,979.–** |

**You can find more accessories at the end in the chapter Electric accessories!**

Attention: Switchgears are not protected against explosions and can be used only outside potentially explosive areas. If pumps are used within potentially explosive areas, onsite measures are required.

= ready for delivery, L = supply availability, C = approx. 2 weeks, K = approx. 4 weeks, AX = up to 16 weeks delivery time, please inquire for every order, A = on request, = please contact Wilo
Subject to change – all prices do not include VAT. Our General Terms of Delivery and Service apply (see www.wilo.com/legal) – valid from 01/01/2022 in Germany.

**Price group: PG14**

## Electrical accessories – mains-independent alarm signal

Alarm signal for detection of flooding in rooms and buildings. The alarm signal is acoustic, optical or wireless. In addition, other consumers can be controlled directly.

| Type | Description | Art. no. | | EUR |
|---|---|---|---|---|
| **DrainAlarm 2** | Network-independent alarm switchgear with optical and acoustic alarm signal and with a connection for one float switch. | 2545133 | L | **475.–** |
| **DrainAlarm GSM** | Network-independent alarm switchgear with optical, acoustic and wireless (per GSM) alarm signal and with a connection for one float switch. | 2542911 | L | **1,283.–** |
| **Float switch MS1 with 10 m cable** | Signal transmitters for aggressive fluids and fluids containing faeces up to a max. temperature of 80 °C. Switching: up “ON”/down “OFF”. | 2004593 | L | **132.–** |
| **1~230 V signal horn** | Horn with bell for wall fixation for indoor and outdoor areas. Alarm signal via electromechanical noise generation with steel diaphragm (88 dBA). | 501459398 | L | **98.–** |
| **1~230 VAC flash light** | Xenon flash light for wall fixation for indoor and outdoor areas. Light colour: Red, flash frequency: 0.75 Hz | 2551613 | C | **285.–** |

**You can find more accessories at the end in the chapter Electric accessories!**
Attention: Switchgears are not protected against explosions and can be used only outside potentially explosive areas. If pumps are used within potentially explosive areas, onsite measures are required.



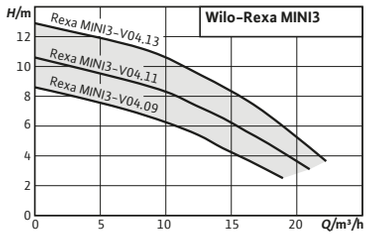


| Accessories | Page |
|---|---|
| Commissioning/maintenance | 703 |

## Wilo-Rexa MINI3

### Construction
Submersible sewage pump for intermittent operation for stationary and portable wet well installation.

### Application
Pumping of
- → Sewage not containing faeces
- → Wastewater

**Note:** Sewage containing faeces can be pumped when the pump is installed in the DrainLift WS 50 pump chamber. The system has been approved in accordance with EN 12050-1.

### Scope of delivery
Pump with connection cable and
- → Plug (version P)
- → Plug and float switch (version A)
- → Bare cable end (3~)

Installation and operating instructions

### Your advantages
- → High efficiency and operational reliability thanks to the optimised hydraulics
- → Easy installation – even in narrow drainage pits – thanks to its lightweight, compact design with integrated condenser and threaded flange
- → Reliable use in a variety of drainage applications thanks to the corrosion-free impeller and sealed cable inlet
- → Longer maintenance intervals thanks to the high-volume sealing chamber and double seal
- → Quick maintenance facilitated by direct access to the sealing chamber and pump housing

**Price group: PG7**

**Ordering information**

| Type | Pressure port | Connection cable length | Rated power | Mains connection | Art. no. | | |
|---|---|---|---|---|---|---|---|
| | | *D* m | $P_2$ kW | | | | EUR |
| **Rexa MINI3-V04.09/ M05-523/A-5M** | G 1½ | 5 | 0.5 | 1~230 V, 50 Hz | 3094002 | L | **607.–** |
| **Rexa MINI3-V04.09/ M05-523/A-10M** | G 1½ | 10 | 0.5 | 1~230 V, 50 Hz | 3094009 | L | **626.–** |
| **Rexa MINI3-V04.09/ M05-523/P-5M** | G 1½ | 5 | 0.5 | 1~230 V, 50 Hz | 3094001 | L | **580.–** |
| **Rexa MINI3-V04.09/ M05-523/P-10M** | G 1½ | 10 | 0.5 | 1~230 V, 50 Hz | 3094008 | L | **612.–** |
| **Rexa MINI3-V04.09/ T05-540/O-5M** | G 1½ | 5 | 0.5 | 3~400 V, 50 Hz | 3094003 | L | **554.–** |

= ready for delivery, L = supply availability, C = approx. 2 weeks, K = approx. 4 weeks, AX = up to 16 weeks delivery time, please inquire for every order, A = on request, = please contact Wilo
Subject to change – all prices do not include VAT. Our General Terms of Delivery and Service apply (see www.wilo.com/legal) – valid from 01/01/2022 in Germany.

Price group: PG7

## Ordering information

| Type | Pressure port | Connection cable length | Rated power | Mains connection | Art. no. | | |
|---|---|---|---|---|---|---|---|
| | | *D* m | $P_2$ kW | | | | EUR |
| **Rexa MINI3-V04.09/ T05-540/O-10M** | G 1½ | 10 | 0.5 | 3~400 V, 50 Hz | 3094010 | L | **584.–** |
| **Rexa MINI3-V04.11/ M06-523/A-5M** | G 1½ | 5 | 0.6 | 1~230 V, 50 Hz | 3094005 | L | **626.–** |
| **Rexa MINI3-V04.11/ M06-523/A-10M** | G 1½ | 10 | 0.6 | 1~230 V, 50 Hz | 3094012 | L | **666.–** |
| **Rexa MINI3-V04.11/ M06-523/P-5M** | G 1½ | 5 | 0.6 | 1~230 V, 50 Hz | 3094004 | L | **617.–** |
| **Rexa MINI3-V04.11/ M06-523/P-10M** | G 1½ | 10 | 0.6 | 1~230 V, 50 Hz | 3094011 | L | **650.–** |
| **Rexa MINI3-V04.11/ T06-540/O-5M** | G 1½ | 5 | 0.6 | 3~400 V, 50 Hz | 3094006 | L | **580.–** |
| **Rexa MINI3-V04.11/ T06-540/O-10M** | G 1½ | 10 | 0.6 | 3~400 V, 50 Hz | 3094013 | L | **612.–** |
| **Rexa MINI3-V04.13/ M08-523/A-5M** | G 1½ | 5 | 0.75 | 1~230 V, 50 Hz | 3094007 | L | **645.–** |

Price group: PG14

## Accessories for stationary wet well installation DN50

| Type | Description | Art. no. | | |
|---|---|---|---|---|
| | | | | EUR |
| **Shut-off ball cock Rp 1½, G-CuSn10** | made of brass, nickel-plated, with female thread | 4027337 | L | **71.–** |
| **Non-return valve Rp 1½** | made of EN-GJL-250, with female thread | 4027330 | L | **171.–** |
| **90° pipe elbow G 1½** | Made of steel, galvanised with G 1½ / R 1½ female/male thread | 2083117 | L | **61.–** |
| **Mounting accessories DN 40/50/65, PN 10** | For one flange connection, with screws, nuts and flat gasket | 6076963 | L | **28.–** |
| **Lifting chain kit PCS-LU, stainless steel, 200 kg, 1 m** | Lifting chain for raising and lowering pumps; incl. 1 shackle. | 6084895 | L | **91.–** |
| **Lifting chain kit PCS-LU, stainless steel, 200 kg, 3 m** | Lifting chain for raising and lowering pumps; incl. 1 shackle; with connecting links each metre for suspension. | 6084894 | L | **205.–** |
| **Lifting chain kit PCS-LU, stainless steel, 200 kg, 6 m** | Lifting chain for raising and lowering pumps; incl. 1 shackle; with connecting links each metre for suspension. | 6084893 | L | **277.–** |

Price group: PG14

## Accessories for portable wet well installation DN50

| Type | Description | Art. no. | | |
|---|---|---|---|---|
| | | | | EUR |
| **Hose nozzle Ø 40 mm/R 1½** | with male thread made of plastic, incl. hose clip | 4027335 | L | **42.–** |
| **Synthetic pressure hose 3 m, Ø 42 mm** | Inside Ø 42 mm, PN 6, including hose clip | 2027641 | K | **48.–** |
| **Synthetic pressure hose 5 m, Ø 42 mm** | Inside Ø 42 mm, PN 6, including hose clip | 2027642 | L | **81.–** |
| **Synthetic pressure hose 15 m, Ø 42 mm** | Inside Ø 42 mm, PN 6, including hose clip | 2027643 | K | **149.–** |
| **Fixed coupling Storz C/G 1½** | made of aluminium, Storz C connection, with male thread | 6072745 | A | **24.–** |
| **Plastic spiral hose 5 m, with Storz C** | Inside Ø 52 mm, including coupling, 4.5/13.5 bar | 6022269 | L | **356.–** |

= ready for delivery, L = supply availability, C = approx. 2 weeks, K = approx. 4 weeks, AX = up to 16 weeks delivery time, please inquire for every order, A = on request, = please contact Wilo
Subject to change – all prices do not include VAT. Our General Terms of Delivery and Service apply (see www.wilo.com/legal) – valid from 01/01/2022 in Germany.

Price group: PG14

## Accessories for portable wet well installation DN50

| Type | Description | Art. no. | | EUR |
|---|---|---|---|---|
| **Plastic spiral hose 10 m, with Storz C** | Inside Ø 52 mm, including coupling, 4.5/13.5 bar | 6022270 | K | **573.–** |
| **Plastic spiral hose 20 m, with Storz C** | Inside Ø 52 mm, including coupling, 4.5/13.5 bar | 6022271 | K | **804.–** |
| **Lifting chain kit PCS-LU, stainless steel, 200 kg, 1 m** | Lifting chain for raising and lowering pumps; incl. 1 shackle. | 6084895 | L | **91.–** |
| **Lifting chain kit PCS-LU, stainless steel, 200 kg, 3 m** | Lifting chain for raising and lowering pumps; incl. 1 shackle; with connecting links each metre for suspension. | 6084894 | L | **205.–** |
| **Lifting chain kit PCS-LU, stainless steel, 200 kg, 6 m** | Lifting chain for raising and lowering pumps; incl. 1 shackle; with connecting links each metre for suspension. | 6084893 | L | **277.–** |

Price group: PG14

## Electrical accessories – simple mains connection

Accessories for simple connection to the mains system.

| Type | Description | Art. no. | | EUR |
|---|---|---|---|---|
| **CEE motor protection plug 1.2...1.8 A** | CEE phase inverter plug with indication of the direction of rotation and thermal motor protection Connection for a float switch. With On/Off switch for “manual/automatic mode” | 2525864 | C | **427.–** |
| **CEE motor protection plug 1.8...2.6 A** | CEE phase inverter plug with indication of the direction of rotation and thermal motor protection Connection for a float switch. With On/Off switch for “manual/automatic mode” | 2525865 | L | **414.–** |

**You can find more accessories at the end in the chapter Electric accessories!**
Attention: Switchgears are not protected against explosions and can be used only outside potentially explosive areas. If pumps are used within potentially explosive areas, onsite measures are required.

Price group: PG14

## Electrical accessories – level control with float switch

Level measurement using several float switches for the different water levels, including high water alarm signal.

| Type | Description | Art. no. | | EUR |
|---|---|---|---|---|
| **MS-L-1x4kW-DOL** | Microprocessor-controlled switchgear for level-dependent control of a submersible pump with float switch. | 2539741 | L | **582.–** |
| **MS-L-2x4kW-DOL** | Microprocessor-controlled switchgear for level-dependent control of 2 submersible pumps with float switch. | 2539745 | L | **786.–** |
| **Float switch WA65 with 5 m cable** | Signal transmitters for contaminated fluids without faeces with a maximum temperature of 60 °C. Switching: up “ON”/down “OFF”. | 503211390 | L | **94.–** |
| **Float switch WA65 with 10 m cable** | Signal transmitters for contaminated fluids without faeces with a maximum temperature of 60 °C. Switching: up “ON”/down “OFF”. | 503211893 | L | **179.–** |
| **Float switch WA65 with 20 m cable** | Signal transmitters for contaminated fluids without faeces with a maximum temperature of 60 °C. Switching: up “ON”/down “OFF”. | 2004431 | L | **267.–** |
| **Float switch WA65 with 30 m cable** | Signal transmitters for contaminated fluids without faeces with a maximum temperature of 60 °C. Switching: up “ON”/down “OFF”. | 2004432 | L | **363.–** |
| **1~230 VAC flash light** | Xenon flash light for wall fixation for indoor and outdoor areas. Light colour: Red, flash frequency: 0.75 Hz | 2551613 | C | **285.–** |
| **1~230 V signal horn** | Horn with bell for wall fixation for indoor and outdoor areas. Alarm signal via electromechanical noise generation with steel diaphragm (88 dBA). | 501459398 | L | **98.–** |
| **NiMh rechargeable battery, 9 V/200 mAh** | Rechargeable battery to be installed in the switchgears Wilo-control MS-L and EC-L for a mains-independent alarm | 2522850 | L | **28.–** |

**You can find more accessories at the end in the chapter Electric accessories!**
Attention: Switchgears are not protected against explosions and can be used only outside potentially explosive areas. If pumps are used within potentially explosive areas, onsite measures are required.



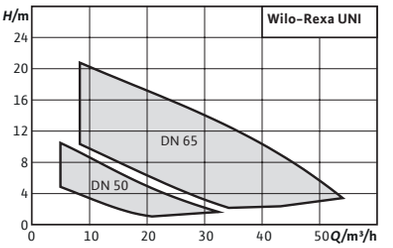


**Accessories** **Page**
Commissioning/maintenance 703

# Wilo-Rexa UNI

## Construction
Submersible sewage pump for intermittent operation for stationary and portable wet well installation

## Application
Pumping of
- → Sewage containing faeces in accordance with **EN** 12050-1
- → Wastewater
- → Fluids with a pH value of > 4.5
- → Material version “B”: Aggressive fluids, e.g. lake/sea water, condensate, distilled water

## Scope of delivery
- → Submersible sewage pump with 10 m cable
- → Operating and maintenance manual

## Your advantages
- → Excellent reliability due to corrosion-free hydraulics for universal application and various fluids
- → Easy installation thanks to its light weight, integrated capacitor at the single-phase motor and flange with integrated fixation
- → Optimum efficiency and operational safety thanks to its vortex hydraulics and smooth surfaces
- → Quick maintenance facilitated by direct access to the sealing chamber and pump housing
- → Long maintenance interval thanks to its double seal and a high volume sealing chamber

**Price group: PG7**

**Ordering information**

| Type | Pressure port | Connection cable length | Rated power | Mains connection | Art. no. | | |
|---|---|---|---|---|---|---|---|
| | | *D* m | $P_2$ kW | | | | EUR |
| **Rexa UNI V05/M04-523/A** | DN 50 | 10 | 0.37 | 1~230 V, 50 Hz | 6082114 | L | **784.-** |
| **Rexa UNI V05/M04-523/P** | DN 50 | 10 | 0.37 | 1~230 V, 50 Hz | 6082113 | L | **719.-** |
| **Rexa UNI V05/M06-523/A** | DN 50 | 10 | 0.55 | 1~230 V, 50 Hz | 6082118 | L | **1,002.-** |
| **Rexa UNI V05/M06-523/P** | DN 50 | 10 | 0.55 | 1~230 V, 50 Hz | 6082117 | L | **937.-** |
| **Rexa UNI V05/M08-523/A** | DN 50 | 10 | 0.75 | 1~230 V, 50 Hz | 6082122 | L | **1,300.-** |
| **Rexa UNI V05/M08-523/P** | DN 50 | 10 | 0.75 | 1~230 V, 50 Hz | 6082121 | L | **1,236.-** |
| **Rexa UNI V05/T04-540** | DN 50 | 10 | 0.37 | 3~400 V, 50 Hz | 6082115 | L | **714.-** |
| **Rexa UNI V05/T04-540/A** | DN 50 | 10 | 0.37 | 3~400 V, 50 Hz | 6082116 | L | **1,172.-** |
| **Rexa UNI V05/T06-540** | DN 50 | 10 | 0.55 | 3~400 V, 50 Hz | 6082119 | L | **929.-** |
| **Rexa UNI V05/T06-540/A** | DN 50 | 10 | 0.55 | 3~400 V, 50 Hz | 6082120 | L | **1,390.-** |
| **Rexa UNI V05/T08-540** | DN 50 | 10 | 0.75 | 3~400 V, 50 Hz | 6082123 | L | **1,230.-** |

= ready for delivery, L = supply availability, C = approx. 2 weeks, K = approx. 4 weeks, AX = up to 16 weeks delivery time, please inquire for every order, A = on request, = please contact Wilo
Subject to change – all prices do not include VAT. Our General Terms of Delivery and Service apply (see www.wilo.com/legal) – valid from 01/01/2022 in Germany.

**Rexa UNI**

**Price group: PG7**

**Ordering information**

| Type | Pressure port | Connection cable length | Rated power | Mains connection | Art. no. | | |
|---|---|---|---|---|---|---|---|
| | | *D* m | $P_2$ kW | | | | EUR |
| **Rexa UNI V05/T08-540/A** | DN 50 | 10 | 0.75 | 3~400 V, 50 Hz | 6082124 | L | **1,688.–** |
| **Rexa UNI V05B/M04-523/A** | DN 50 | 10 | 0.37 | 1~230 V, 50 Hz | 6087653 | L | **1,177.–** |
| **Rexa UNI V05B/M06-523/A** | DN 50 | 10 | 0.55 | 1~230 V, 50 Hz | 6087655 | L | **1,501.–** |
| **Rexa UNI V05B/M08-523/A** | DN 50 | 10 | 0.75 | 1~230 V, 50 Hz | 6087657 | L | **1,951.–** |
| **Rexa UNI V05B/T04-540** | DN 50 | 10 | 0.37 | 3~400 V, 50 Hz | 6087654 | L | **1,072.–** |
| **Rexa UNI V05B/T06-540** | DN 50 | 10 | 0.55 | 3~400 V, 50 Hz | 6087656 | L | **1,395.–** |
| **Rexa UNI V05B/T08-540** | DN 50 | 10 | 0.75 | 3~400 V, 50 Hz | 6087658 | L | **1,846.–** |
| **Rexa UNI V06/M11-523/A** | DN 65 | 10 | 1.1 | 1~230 V, 50 Hz | 6082138 | L | **1,612.–** |
| **Rexa UNI V06/M11-523/P** | DN 65 | 10 | 1.1 | 1~230 V, 50 Hz | 6082137 | L | **1,548.–** |
| **Rexa UNI V06/M15-523/A** | DN 65 | 10 | 1.5 | 1~230 V, 50 Hz | 6082142 | L | **1,785.–** |
| **Rexa UNI V06/M15-523/P** | DN 65 | 10 | 1.5 | 1~230 V, 50 Hz | 6082141 | L | **1,716.–** |
| **Rexa UNI V06/T11-540** | DN 65 | 10 | 1.1 | 3~400 V, 50 Hz | 6082139 | L | **1,541.–** |
| **Rexa UNI V06/T11-540/A** | DN 65 | 10 | 1.1 | 3~400 V, 50 Hz | 6082140 | L | **2,002.–** |
| **Rexa UNI V06/T15-540** | DN 65 | 10 | 1.5 | 3~400 V, 50 Hz | 6082143 | L | **1,710.–** |
| **Rexa UNI V06/T15-540/A** | DN 65 | 10 | 1.5 | 3~400 V, 50 Hz | 6082144 | L | **2,168.–** |
| **Rexa UNI V06/T25-540** | DN 65 | 10 | 2.5 | 3~400 V, 50 Hz | 6082145 | L | **2,174.–** |
| **Rexa UNI V06/T25-540/A** | DN 65 | 10 | 2.5 | 3~400 V, 50 Hz | 6082146 | L | **2,635.–** |
| **Rexa UNI V06B/M11-523/A** | DN 65 | 10 | 1.1 | 1~230 V, 50 Hz | 6087659 | L | **2,420.–** |
| **Rexa UNI V06B/M15-523/A** | DN 65 | 10 | 1.5 | 1~230 V, 50 Hz | 6087661 | L | **2,678.–** |
| **Rexa UNI V06B/T11-540** | DN 65 | 10 | 1.1 | 3~400 V, 50 Hz | 6087660 | L | **2,312.–** |
| **Rexa UNI V06B/T15-540** | DN 65 | 10 | 1.5 | 3~400 V, 50 Hz | 6087662 | L | **2,564.–** |
| **Rexa UNI V06B/T25-540** | DN 65 | 10 | 2.5 | 3~400 V, 50 Hz | 6087663 | L | **3,262.–** |
| **Rexa UNI V06K/M11-523/A** | DN 65 | 10 | 1.1 | 1~230 V, 50 Hz | 6089771 | C | **2,807.–** |
| **Rexa UNI V06K/M15-523/A** | DN 65 | 10 | 1.5 | 1~230 V, 50 Hz | 6089773 | C | **3,082.–** |
| **Rexa UNI V06K/T11-540** | DN 65 | 10 | 1.1 | 3~400 V, 50 Hz | 6089772 | C | **2,699.–** |
| **Rexa UNI V06K/T15-540** | DN 65 | 10 | 1.5 | 3~400 V, 50 Hz | 6089774 | C | **2,968.–** |
| **Rexa UNI V06K/T25-540** | DN 65 | 10 | 2.5 | 3~400 V, 50 Hz | 6089775 | C | **3,724.–** |

= ready for delivery, L = supply availability, C = approx. 2 weeks, K = approx. 4 weeks, AX = up to 16 weeks delivery time, please inquire for every order, A = on request, = please contact Wilo
Subject to change – all prices do not include VAT. Our General Terms of Delivery and Service apply (see www.wilo.com/legal) – valid from 01/01/2022 in Germany.

## Installation drawing stationary wet well installation

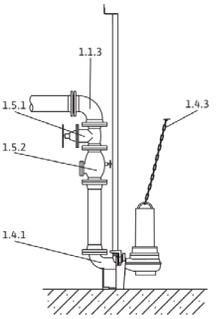


| | |
|---|---|
| 1.1.3 | 90° pipe bend |
| 1.4.1 | Suspension unit |
| 1.4.3 | Chain |
| 1.5.1 | Shut-off valve |
| 1.5.2 | Non-return valve |

**Price group: PG14**

## Accessories for stationary wet well installation DN50

| Type | Reference number | Description | Art. no. | | EUR |
|---|---|---|---|---|---|
| | | | | 🚚 | |
| **Suspension unit DN 50/2RK** | 1.4.1 | For 2-pipe guide of EN-GJL-250, cataphoretic-coated, with free passage in DN 50, coupling base with 90° pipe elbow, including coupling connection, guide pipe bracket of stainless steel for pump chamber fixation, profile joint and installation accessories; two guide pipes (26.9 x 2 mm) are to be provided by the customer! | 6070146 | L | **336.–** |
| **Non-return valve DN 50** | 1.5.2 | made of EN-GJL-250, according to DIN EN 12050-4, including 1 set mounting accessories | 2017166 | L | **300.–** |
| **Gate valve DN 50, EN-GJL-250** | 1.5.1 | made of EN-GJL-250, including 1 set mounting accessories | 2017160 | L | **212.–** |
| **90° pipe elbow DN 50** | 1.1.3 | Made of EN-GJS-400-15, with 2 flanges, including 1 set installation accessories | 2018053 | L | **213.–** |
| **Y-piece DN 50** | 1.1.5 | Made of steel, galvanised, PN 10/16 flanges in accordance with DIN 2501 with 2 sets of installation accessories | 2019042 | L | **475.–** |
| **Mounting accessories DN 40/50/65, PN 10** | 1.4.12 | For one flange connection, with screws, nuts and flat gasket | 6076963 | L | **28.–** |
| **Guide pipe Ø26.9x2mm 6m 1.4301** | 1.4.15 | Guide pipe suitable for use with the suspension unit. Safe guide of the pump to the coupling connection. The number depends on the suspension unit. | 6049244 | L | **108.–** |
| **Guide pipe Ø26.9x2mm 6m 1.4571** | 1.4.15 | Guide pipe suitable for use with the suspension unit. Safe guide of the pump to the coupling connection. The number depends on the suspension unit. | 6049245 | L | **220.–** |
| **Guide pipe bracket DN 50 for ST pipe** | 1.4.1 | for 2-pipe guide, of stainless steel, for pipe attachment on a steel pipe, including mounting accessories | 6061084 | L | **81.–** |
| **Guide pipe bracket DN 50 for GG pipe** | 1.4.1 | for 2-pipe guide, of stainless steel, for pipe attachment on a cast-iron pipe, including mounting accessories | 6066851 | L | **81.–** |
| **Bracket for guide pipe extension DN 50 for ST pipe** | 1.4.1 | for 2-pipe guide, of stainless steel, for pipe attachment on a steel pipe, including mounting accessories | 6066846 | A | **106.–** |
| **Bracket for guide pipe extension DN 50 for GG pipe** | 1.4.1 | for 2-pipe guide, of stainless steel, for pipe attachment on a cast-iron pipe, including mounting accessories | 6066852 | A | **108.–** |
| **Lifting chain kit PCS-LU, stainless steel, 200 kg, 1 m** | 1.4.3 | Lifting chain for raising and lowering pumps; incl. 1 shackle. | 6084895 | L | **91.–** |
| **Lifting chain kit PCS-LU, stainless steel, 200 kg, 3 m** | 1.4.3 | Lifting chain for raising and lowering pumps; incl. 1 shackle; with connecting links each metre for suspension. | 6084894 | L | **205.–** |
| **Lifting chain kit PCS-LU, stainless steel, 200 kg, 6 m** | 1.4.3 | Lifting chain for raising and lowering pumps; incl. 1 shackle; with connecting links each metre for suspension. | 6084893 | L | **277.–** |

🚚 = ready for delivery, L = supply availability, C = approx. 2 weeks, K = approx. 4 weeks, AX = up to 16 weeks delivery time, please inquire for every order, A = on request, 📞 = please contact Wilo
Subject to change – all prices do not include VAT. Our General Terms of Delivery and Service apply (see www.wilo.com/legal) – valid from 01/01/2022 in Germany.

**Price group: PG14**

**Accessories for stationary wet well installation DN65**

| Type | Reference number | Description | Art. no. | | EUR |
|---|---|---|---|---|---|
| **Suspension unit DN 65/2RK** | 1.4.1 | For 2-pipe guide of EN-GJL-250, cataphoretic-coated, with free passage in DN 65, coupling base with 90° pipe elbow, including coupling connection, guide pipe bracket of stainless steel for pump chamber fixation, profile joint and installation accessories; 2 guide pipes (26.9 x 2 mm) are to be provided by the customer! | 6070150 | L | **368.–** |
| **Non-return valve DN 65** | 1.5.2 | made of EN-GJL-250, according to DIN EN 12050-4, including 1 set mounting accessories | 2017167 | L | **343.–** |
| **Gate valve DN 65, EN-GJL-250** | 1.5.1 | made of EN-GJL-250, including 1 set mounting accessories | 2017161 | L | **252.–** |
| **90° pipe elbow DN 65** | 1.1.3 | Made of EN-GJS-400-15, with 2 flanges, including 1 set installation accessories | 2017183 | L | **217.–** |
| **Y-piece DN 65** | 1.1.5 | Made of steel, galvanised, PN 10/16 flanges in accordance with DIN 2501 with 2 sets of installation accessories | 2017178 | L | **554.–** |
| **Mounting accessories DN 40/50/65, PN 10** | 1.4.12 | For one flange connection, with screws, nuts and flat gasket | 6076963 | L | **28.–** |
| **Guide pipe Ø26.9x2mm 6m 1.4301** | 1.4.15 | Guide pipe suitable for use with the suspension unit. Safe guide of the pump to the coupling connection. The number depends on the suspension unit. | 6049244 | L | **108.–** |
| **Guide pipe Ø26.9x2mm 6m 1.4571** | 1.4.15 | Guide pipe suitable for use with the suspension unit. Safe guide of the pump to the coupling connection. The number depends on the suspension unit. | 6049245 | L | **220.–** |
| **Guide pipe bracket DN 65 for ST pipe** | 1.4.1 | for 2-pipe guide, of stainless steel, for pipe attachment on a steel pipe, including mounting accessories | 6066848 | L | **110.–** |
| **Guide pipe bracket DN 65 for GG pipe** | 1.4.1 | for 2-pipe guide, of stainless steel, for pipe attachment on a cast-iron pipe, including mounting accessories | 6066847 | A | **110.–** |
| **Bracket for guide pipe extension DN 65 for ST pipe** | 1.4.1 | for 2-pipe guide, of stainless steel, for pipe attachment on a steel pipe, including mounting accessories | 6066850 | K | **133.–** |
| **Bracket for guide pipe extension DN 65 for GG pipe** | 1.4.1 | for 2-pipe guide, of stainless steel, for pipe attachment on a cast-iron pipe, including mounting accessories | 6066849 | A | **133.–** |
| **Lifting chain kit PCS-LU, stainless steel, 200 kg, 1 m** | 1.4.3 | Lifting chain for raising and lowering pumps; incl. 1 shackle. | 6084895 | L | **91.–** |
| **Lifting chain kit PCS-LU, stainless steel, 200 kg, 3 m** | 1.4.3 | Lifting chain for raising and lowering pumps; incl. 1 shackle; with connecting links each metre for suspension. | 6084894 | L | **205.–** |
| **Lifting chain kit PCS-LU, stainless steel, 200 kg, 6 m** | 1.4.3 | Lifting chain for raising and lowering pumps; incl. 1 shackle; with connecting links each metre for suspension. | 6084893 | L | **277.–** |

## Installation drawing portable wet well installation

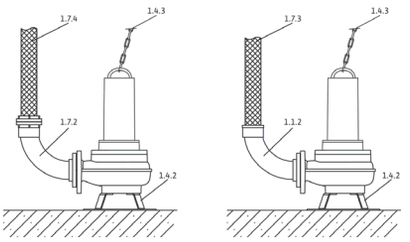


| | |
|---|---|
| 1.1.2 | 90° pipe bend with hose connection |
| 1.4.2 | Pump foot |
| 1.4.3 | Chain |
| 1.7.3 | Pressure hose |
| 1.7.4 | Pressure hose with Storz coupling |
| 1.7.5 | 90° pipe bend with Storz coupling |

**Price group: PG14**

## Accessories for portable wet well installation DN50

| Type | Reference number | Description | Art. no. | | EUR |
|---|---|---|---|---|---|
| **90° pipe elbow DN 50/60 mm** | 1.1.2 | Made of PVC, with hose connector Ø 60 mm, flange on pump side, including 1 set of installation accessories | 4027344 | L | **111.–** |
| **Synthetic pressure hose 3 m, Ø 60 mm** | 1.7.3 | Inside Ø 60 mm, PN 6, including hose clip | 2027644 | A | **126.–** |
| **Synthetic pressure hose 5 m, Ø 60 mm** | 1.7.3 | Inside Ø 60 mm, PN 6, including hose clip | 2027645 | A | **189.–** |
| **Synthetic pressure hose 10 m, Ø 60 mm** | 1.7.3 | Inside Ø 60 mm, PN 6, including hose clip | 2018106 | A | **352.–** |
| **Synthetic pressure hose 15 m, Ø 60 mm** | 1.7.3 | Inside Ø 60 mm, PN 6, including hose clip | 2027646 | A | **248.–** |
| **Fixed coupling set Storz C/DN 50** | 1.7.2 | with 90° pipe elbow and flange connection; pipe elbow made of EN-GJL-250, Storz coupling made of aluminium, incl. 1 set of mounting accessories | 6031671 | L | **214.–** |
| **Synthetic fibre pressure hose 5 m, with Storz C** | 1.7.4 | Inside Ø 52 mm, including coupling, 12/40 bar | 6003651 | C | **62.–** |
| **Synthetic fibre pressure hose 10 m, with Storz C** | 1.7.4 | Inside Ø 52 mm, including coupling, 12/40 bar | 6003650 | C | **90.–** |
| **Synthetic fibre pressure hose 20 m, with Storz C** | 1.7.4 | Inside Ø 52 mm, including coupling, 12/40 bar | 6003649 | C | **135.–** |
| **Lifting chain kit PCS-LU, stainless steel, 200 kg, 6 m** | 1.4.3 | Lifting chain for raising and lowering pumps; incl. 1 shackle; with connecting links each metre for suspension. | 6084893 | L | **277.–** |
| **Lifting chain kit PCS-LU, stainless steel, 200 kg, 3 m** | 1.4.3 | Lifting chain for raising and lowering pumps; incl. 1 shackle; with connecting links each metre for suspension. | 6084894 | L | **205.–** |
| **Lifting chain kit PCS-LU, stainless steel, 200 kg, 1 m** | 1.4.3 | Lifting chain for raising and lowering pumps; incl. 1 shackle. | 6084895 | L | **91.–** |

**Price group: PG14**

## Accessories for portable wet well installation DN65

| Type | Reference number | Description | Art. no. | | EUR |
|---|---|---|---|---|---|
| **90° pipe elbow DN 65/70 mm** | 1.1.2 | Made of EN-GJL-250, with hose connector Ø 70 mm, flange on pump side, including 1 set of installation accessories | 4027346 | L | **102.–** |
| **Synthetic pressure hose 10 m, Ø 70 mm** | 1.7.3 | Inside Ø 70 mm, PN 8, including hose clip | 2014151 | C | **210.–** |
| **Threaded flange DN 65 on Rp 2½** | 1.1.7 | made of galvanized steel, DN 65 with Rp 2½ female thread, incl. 1 set of mounting accessories | 4015204 | L | **107.–** |
| **90° pipe elbow G 2½** | 1.1.1 | Made of steel, galvanised with G 2½ / R 2½ female/male thread | 4015212 | L | **113.–** |
| **Fixed coupling Storz C/G 2½** | 1.7.5 | made of aluminium, Storz C connection, with male thread | 2015234 | L | **37.–** |

= ready for delivery, L = supply availability, C = approx. 2 weeks, K = approx. 4 weeks, AX = up to 16 weeks delivery time, please inquire for every order, A = on request, = please contact Wilo
Subject to change – all prices do not include VAT. Our General Terms of Delivery and Service apply (see www.wilo.com/legal) – valid from 01/01/2022 in Germany.

## Rexa UNI

Price group: PG14

## Accessories for portable wet well installation DN65

| Type | Reference number | Description | Art. no. | | EUR |
|---|---|---|---|---|---|
| **Synthetic fibre pressure hose 5 m, with Storz C** | 1.7.4 | Inside Ø 52 mm, including coupling, 12/40 bar | 6003651 | C | **62.–** |
| **Synthetic fibre pressure hose 10 m, with Storz C** | 1.7.4 | Inside Ø 52 mm, including coupling, 12/40 bar | 6003650 | C | **90.–** |
| **Synthetic fibre pressure hose 20 m, with Storz C** | 1.7.4 | Inside Ø 52 mm, including coupling, 12/40 bar | 6003649 | C | **135.–** |
| **Lifting chain kit PCS-LU, stainless steel, 200 kg, 6 m** | 1.4.3 | Lifting chain for raising and lowering pumps; incl. 1 shackle; with connecting links each metre for suspension. | 6084893 | L | **277.–** |
| **Lifting chain kit PCS-LU, stainless steel, 200 kg, 3 m** | 1.4.3 | Lifting chain for raising and lowering pumps; incl. 1 shackle; with connecting links each metre for suspension. | 6084894 | L | **205.–** |
| **Lifting chain kit PCS-LU, stainless steel, 200 kg, 1 m** | 1.4.3 | Lifting chain for raising and lowering pumps; incl. 1 shackle. | 6084895 | L | **91.–** |

Price group: PG14

## Electrical accessories – level control with dynamic pressure system

Level measurement via an open dynamic pressure system with the option of a separate dynamic pressure bell for the high water level.

| Type | Description | Art. no. | | EUR |
|---|---|---|---|---|
| **EC-L-1x12A-MT34-DOL-WM-EMS-IPS** | Microcontroller-controlled switchgear with LC display, symbol-based menu navigation and integrated pressure transducer for level-dependent control of a submersible pump by means of float switches, level sensor or immersion bell. WITHOUT main switch, mains isolator must be provided on-site! **Notice!** Printed installation and operating instructions have been enclosed with the product in the following languages: DE, EN, FR, PL, RU. All 28 language versions have been saved as PDF files on an enclosed USB pen drive. **A notebook or tablet may be required** for installing and commissioning. | 2543212 | L | **1,030.–** |
| **EC-L-2x12A-MT34-DOL-WM-EMS-IPS** | Microcontroller-controlled switchgear with LC display, symbol-based menu navigation and integrated pressure transducer for level-dependent control of two submersible pumps by means of float switches, level sensor or immersion bell. WITHOUT main switch, mains isolator must be provided on-site! **Notice!** Printed installation and operating instructions have been enclosed with the product in the following languages: DE, EN, FR, PL, RU. All 28 language versions have been saved as PDF files on an enclosed USB pen drive. **A notebook or tablet may be required** for installing and commissioning. | 2543222 | L | **1,585.–** |
| **Dynamic pressure bell with 10 m hose** | Pneumatic signal transmitter for media containing faeces with a max. temperature of 60 °C. The signal transmitter is open in direction of the fluid and must be ventilated after each pumping out (OFF depending on time). | 2516976 | L | **102.–** |
| **Bubbling-through system** | Small compressor for constant aeration of the dynamic pressure bell, including non-return valve, 3 m hose and T-connector. | 2516977 | L | **250.–** |
| **24 VDC flash light** | Xenon flash light for wall fixation for indoor and outdoor areas. Light colour: Red, flash frequency: 0.75 Hz | 2551612 | C | **311.–** |
| **1~230 VAC flash light** | Xenon flash light for wall fixation for indoor and outdoor areas. Light colour: Red, flash frequency: 0.75 Hz | 2551613 | C | **285.–** |
| **12 – 24 VDC signal horn** | Horn with bell for wall fixation for indoor and outdoor areas. Alarm signal via electromechanical noise generation with steel diaphragm (92 dBA). | 2017208 | L | **99.–** |
| **1~230 V signal horn** | Horn with bell for wall fixation for indoor and outdoor areas. Alarm signal via electromechanical noise generation with steel diaphragm (88 dBA). | 501459398 | L | **98.–** |
| **NiMh rechargeable battery, 9 V/200 mAh** | Rechargeable battery to be installed in the switchgears Wilo-control MS-L and EC-L for a mains-independent alarm | 2522850 | L | **28.–** |

**You can find more accessories at the end in the chapter Electric accessories!**
Attention: Switchgears are not protected against explosions and can be used only outside potentially explosive areas. If pumps are used within potentially explosive areas, onsite measures are required.

**Price group: PG14**

## Electrical accessories – level control with float switch

Level measurement using several float switches for the different water levels, including high water alarm signal. The breakdown barrier and the Ex cutoff relays are not required except for the connection of signal transmitters in potentially explosive areas! These can also be dispensed with when the SC-L..-Ex switchgear is used!

| Type | Description | Art. no. | | |
|---|---|---|---|---|
| | | | 🚚 | EUR |
| **MS-L-1x4kW-DOL** | Microprocessor-controlled switchgear for level-dependent control of a submersible pump with float switch. | 2539741 | L | **582.-** |
| **MS-L-2x4kW-DOL** | Microprocessor-controlled switchgear for level-dependent control of 2 submersible pumps with float switch. | 2539745 | L | **786.-** |
| **Float switch MS1 with 10 m cable** | Signal transmitters for aggressive fluids and fluids containing faeces up to a max. temperature of 80 °C. Switching: up "ON"/down "OFF". | 2004593 | L | **132.-** |
| **Float switch WA65 with 5 m cable** | Signal transmitters for contaminated fluids without faeces with a maximum temperature of 60 °C. Switching: up "ON"/down "OFF". | 503211390 | L | **94.-** |
| **Float switch WA65 with 10 m cable** | Signal transmitters for contaminated fluids without faeces with a maximum temperature of 60 °C. Switching: up "ON"/down "OFF". | 503211893 | L | **179.-** |
| **Float switch WA65 with 20 m cable** | Signal transmitters for contaminated fluids without faeces with a maximum temperature of 60 °C. Switching: up "ON"/down "OFF". | 2004431 | L | **267.-** |
| **Float switch WA65 with 30 m cable** | Signal transmitters for contaminated fluids without faeces with a maximum temperature of 60 °C. Switching: up "ON"/down "OFF". | 2004432 | L | **363.-** |
| **1~230 VAC flash light** | Xenon flash light for wall fixation for indoor and outdoor areas. Light colour: Red, flash frequency: 0.75 Hz | 2551613 | C | **285.-** |
| **1~230 V signal horn** | Horn with bell for wall fixation for indoor and outdoor areas. Alarm signal via electromechanical noise generation with steel diaphragm (88 dBA). | 501459398 | L | **98.-** |
| **NiMh rechargeable battery, 9 V/200 mAh** | Rechargeable battery to be installed in the switchgears Wilo-control MS-L and EC-L for a mains-independent alarm | 2522850 | L | **28.-** |

**You can find more accessories at the end in the chapter Electric accessories!**
Attention: Switchgears are not protected against explosions and can be used only outside potentially explosive areas. If pumps are used within potentially explosive areas, onsite measures are required.

**Price group: PG14**

## Electrical accessories – level control with level sensor

Level measurement using a level sensor with various measurement ranges, including high water alarm and dry-running protection. The breakdown barrier and the Ex cut-off relays are not required except for the connection of signal transmitters in potentially explosive areas! These can also be dispensed with when the SC-L..-Ex switchgear is used!

| Type | Description | Art. no. | | |
|---|---|---|---|---|
| | | | 🚚 | EUR |
| **EC-L-1x12A-MT34-DOL-WM** | Microcontroller-controlled switchgear with LC display and symbol-based menu navigation for level-dependent control of a submersible pump by means of float switches or level sensor.<br>**Notice!** Printed installation and operating instructions have been enclosed with the product in the following languages: DE, EN, FR, PL, RU. All 28 language versions have been saved as PDF files on an enclosed USB pen drive. **A notebook or tablet may be required** for installing and commissioning. | 2543210 | L | **1,055.-** |
| **EC-L-1x12A-MT34-DOL-WM-EMS** | Microcontroller-controlled switchgear with LC display and symbol-based menu navigation for level-dependent control of a submersible pump by means of float switches or level sensor. WITHOUT main switch, mains isolator must be provided on-site!<br>**Notice!** Printed installation and operating instructions have been enclosed with the product in the following languages: DE, EN, FR, PL, RU. All 28 language versions have been saved as PDF files on an enclosed USB pen drive. **A notebook or tablet may be required** for installing and commissioning. | 2543211 | L | **961.-** |
| **EC-L-2x12A-MT34-DOL-WM** | Microcontroller-controlled switchgear with LC display and symbol-based menu navigation for level-dependent control of submersible pumps by means of float switches or level sensor.<br>**Notice!** Printed installation and operating instructions have been enclosed with the product in the following languages: DE, EN, FR, PL, RU. All 28 language versions have been saved as PDF files on an enclosed USB pen drive. **A notebook or tablet may be required** for installing and commissioning. | 2543220 | L | **1,668.-** |

**You can find more accessories at the end in the chapter Electric accessories!**
Attention: Switchgears are not protected against explosions and can be used only outside potentially explosive areas. If pumps are used within potentially explosive areas, onsite measures are required.

**Price group: PG14**

## Electrical accessories – level control with level sensor

Level measurement using a level sensor with various measurement ranges, including high water alarm and dry-running protection. The breakdown barrier and the Ex cut-off relays are not required except for the connection of signal transmitters in potentially explosive areas! These can also be dispensed with when the SC-L..-Ex switchgear is used!

| Type | Description | Art. no. | | EUR |
|---|---|---|---|---|
| **EC-L-2x12A-MT34-DOL-WM-EMS** | Microcontroller-controlled switchgear with LC display and symbol-based menu navigation for level-dependent control of submersible pumps by means of float switches or level sensor. WITHOUT main switch, mains isolator must be provided on-site! **Notice!** Printed installation and operating instructions have been enclosed with the product in the following languages: DE, EN, FR, PL, RU. All 28 language versions have been saved as PDF files on an enclosed USB pen drive. **A notebook or tablet may be required** for installing and commissioning. | 2543221 | L | **1,466.–** |
| **EC-L-3x12A-MT34-DOL-WM** | Microcontroller-controlled switchgear with LCD display and symbol-based menu navigation for level-dependent control of three submersible pumps by means of a level sensor. **Notice!** Printed installation and operating instructions have been enclosed with the product in the following languages: DE, EN, FR, PL, RU. All 28 language versions have been saved as PDF files on an enclosed USB pen drive. **A notebook or tablet may be required** for installing and commissioning. | 2543230 | L | **2,434.–** |
| **Level sensor 0–1.0 mWS with 10 m cable** | Signal transmitter with ATEX approval for fluids containing faeces with a maximum temperature of 60 °C. Output signal: 4...20 mA | **6088842** | L | **511.–** |
| **Level sensor 0–1.0 mWS with 30 m cable** | Signal transmitter with ATEX approval for fluids containing faeces with a maximum temperature of 60 °C. Output signal: 4...20 mA | **6088841** | L | **603.–** |
| **Level sensor 0–1.0 mWS with 50 m cable** | Signal transmitter with ATEX approval for fluids containing faeces with a maximum temperature of 60 °C. Output signal: 4...20 mA | **6088840** | A | **730.–** |
| **Level sensor 0–2.5 mWS with 10 m cable** | Signal transmitter with ATEX approval for fluids containing faeces with a maximum temperature of 60 °C. Output signal: 4...20 mA | **6088839** | L | **511.–** |
| **Level sensor 0–2.5 mWS with 30 m cable** | Signal transmitter with ATEX approval for fluids containing faeces with a maximum temperature of 60 °C. Output signal: 4...20 mA | **6088837** | L | **603.–** |
| **Level sensor 0–2.5 mWS with 50 m cable** | Signal transmitter with ATEX approval for fluids containing faeces with a maximum temperature of 60 °C. Output signal: 4...20 mA | **6088836** | A | **730.–** |
| **Cable clamp** | For fixation of a signal transmitter in the pump chamber. The clamp is fixed in the pump chamber with a hook; the cable of the signal transmitter is clamped and fixed via the intrinsic weight of the signal transmitter. | 2519927 | L | **25.–** |
| **24 VDC flash light** | Xenon flash light for wall fixation for indoor and outdoor areas. Light colour: Red, flash frequency: 0.75 Hz | 2551612 | C | **311.–** |
| **1~230 VAC flash light** | Xenon flash light for wall fixation for indoor and outdoor areas. Light colour: Red, flash frequency: 0.75 Hz | 2551613 | C | **285.–** |
| **12 – 24 VDC signal horn** | Horn with bell for wall fixation for indoor and outdoor areas. Alarm signal via electromechanical noise generation with steel diaphragm (92 dBA). | 2017208 | L | **99.–** |
| **1~230 V signal horn** | Horn with bell for wall fixation for indoor and outdoor areas. Alarm signal via electromechanical noise generation with steel diaphragm (88 dBA). | 501459398 | L | **98.–** |
| **NiMh rechargeable battery, 9 V/200 mAh** | Rechargeable battery to be installed in the switchgears Wilo-control MS-L and EC-L for a mains-independent alarm | 2522850 | L | **28.–** |

**You can find more accessories at the end in the chapter Electric accessories!**

Attention: Switchgears are not protected against explosions and can be used only outside potentially explosive areas. If pumps are used within potentially explosive areas, onsite measures are required.

**Price group: PG14**

## Electrical accessories – mains-independent alarm signal

Alarm signal for detection of flooding in rooms and buildings. The alarm signal is acoustic, optical or wireless. In addition, other consumers can be controlled directly.

| Type | Description | Art. no. | | |
|---|---|---|---|---|
| | | | 🚚 | EUR |
| **DrainAlarm 2** | Network-independent alarm switchgear with optical and acoustic alarm signal and with a connection for one float switch. | 2545133 | L | **475.–** |
| **DrainAlarm GSM** | Network-independent alarm switchgear with optical, acoustic and wireless (per GSM) alarm signal and with a connection for one float switch. | 2542911 | L | **1,283.–** |
| **Float switch WA65 with 5 m cable** | Signal transmitters for contaminated fluids without faeces with a maximum temperature of 60 °C. Switching: up "ON"/down "OFF". | 503211390 | L | **94.–** |
| **Float switch WA65 with 10 m cable** | Signal transmitters for contaminated fluids without faeces with a maximum temperature of 60 °C. Switching: up "ON"/down "OFF". | 503211893 | L | **179.–** |
| **Float switch WA65 with 20 m cable** | Signal transmitters for contaminated fluids without faeces with a maximum temperature of 60 °C. Switching: up "ON"/down "OFF". | 2004431 | L | **267.–** |
| **Float switch WA65 with 30 m cable** | Signal transmitters for contaminated fluids without faeces with a maximum temperature of 60 °C. Switching: up "ON"/down "OFF". | 2004432 | L | **363.–** |
| **1~230 VAC flash light** | Xenon flash light for wall fixation for indoor and outdoor areas. Light colour: Red, flash frequency: 0.75 Hz | 2551613 | C | **285.–** |
| **1~230 V signal horn** | Horn with bell for wall fixation for indoor and outdoor areas. Alarm signal via electromechanical noise generation with steel diaphragm (88 dBA). | 501459398 | L | **98.–** |

**You can find more accessories at the end in the chapter Electric accessories!**
Attention: Switchgears are not protected against explosions and can be used only outside potentially explosive areas. If pumps are used within potentially explosive areas, onsite measures are required.



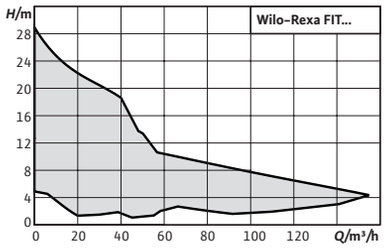


**Accessories** **Page**
Commissioning/maintenance 703

# Wilo-Rexa FIT

## Construction
Submersible sewage pump for intermittent operation for stationary and portable wet well installation.

## Application
Pumping of
- → Sewage containing faeces in accordance with **EN** 12050-1
- → Wastewater

## Scope of delivery
- → Submersible sewage pump with 10 m cableCable version depending on the variant:
  - → With bare cable ends (O)
  - → With plug (P)
  - → With float switch and plug (A)
- → Operating and maintenance manual

## Your advantages
- → Ready-to-plug and immediately ready to go (A and P version)
- → Attached float switch (A-model) enables easy operation
- → Safe vortex hydraulics with large, free ball passage to prevent clogging during operation
- → Sealing chamber with optional external monitoring
- → Lightweight

**Ordering information DN50**

| Type | Pressure port | Rated power $P_2$ kW | Float switch | Mains plug | Mains connection | Free ball passage $l$ mm | Art. no. | Price group | | EUR |
|---|---|---|---|---|---|---|---|---|---|---|
| **Rexa FIT V05DA-122/ EAD0-2-M0011-523-A** | DN 50 | 1.1 | yes | Schuko | 1~230 V, 50 Hz | 50 | 6064576 | PG7 | C | **1,319.-** |
| **Rexa FIT V05DA-122/ EAD0-2-M0011-523-P** | DN 50 | 1.1 | no | Schuko | 1~230 V, 50 Hz | 50 | 6064578 | PG7 | C | **1,278.-** |
| **Rexa FIT V05DA-122/ EAD1-2-T0011-540-A** | DN 50 | 1.1 | yes | CEE 16A, 3P+N+PE, 6h | 3~400 V, 50 Hz | 50 | 6064577 | PG7 | C | **1,572.-** |
| **Rexa FIT V05DA-122/ EAD1-2-T0011-540-O** | DN 50 | 1.1 | no | no | 3~400 V, 50 Hz | 50 | 6064579 | PG7 | L | **1,164.-** |
| **Rexa FIT V05DA-124/ EAD0-2-M0011-523-A** | DN 50 | 1.1 | yes | Schuko | 1~230 V, 50 Hz | 50 | 6064580 | PG7 | L | **1,373.-** |
| **Rexa FIT V05DA-124/ EAD0-2-M0011-523-P** | DN 50 | 1.1 | no | Schuko | 1~230 V, 50 Hz | 50 | 6064582 | PG7 | L | **1,332.-** |

= ready for delivery, L = supply availability, C = approx. 2 weeks, K = approx. 4 weeks, AX = up to 16 weeks delivery time, please inquire for every order, A = on request, = please contact Wilo
Subject to change – all prices do not include VAT. Our General Terms of Delivery and Service apply (see www.wilo.com/legal) – valid from 01/01/2022 in Germany.

## Ordering information DN50

| Type | Pressure port | Rated power $P_2$ kW | Float switch | Mains plug | Mains connection | Free ball passage $l$ mm | Art. no. | Price group | | EUR |
|---|---|---|---|---|---|---|---|---|---|---|
| **Rexa FIT V05DA-124/ EAD1-2-T0011-540-A** | DN 50 | 1.1 | yes | CEE 16A, 3P+N+PE, 6h | 3~400 V, 50 Hz | 50 | 6064581 | PG7 | C | **1,638.–** |
| **Rexa FIT V05DA-124/ EAD1-2-T0011-540-O** | DN 50 | 1.1 | no | no | 3~400 V, 50 Hz | 50 | 6064583 | PG7 | L | **1,231.–** |
| **Rexa FIT V05DA-126/ EAD0-2-M0015-523-A** | DN 50 | 1.5 | yes | Schuko | 1~230 V, 50 Hz | 50 | 6064584 | PG7 | L | **1,621.–** |
| **Rexa FIT V05DA-126/ EAD0-2-M0015-523-P** | DN 50 | 1.5 | no | Schuko | 1~230 V, 50 Hz | 50 | 6064586 | PG7 | L | **1,579.–** |
| **Rexa FIT V05DA-126/ EAD1-2-T0015-540-A** | DN 50 | 1.5 | yes | CEE 16A, 3P+N+PE, 6h | 3~400 V, 50 Hz | 50 | 6064585 | PG7 | L | **1,827.–** |
| **Rexa FIT V05DA-126/ EAD1-2-T0015-540-O** | DN 50 | 1.5 | no | no | 3~400 V, 50 Hz | 50 | 6064587 | PG7 | L | **1,419.–** |
| **Rexa FIT V05DA-222/ EAD1-2-T0025-540-A** | DN 50 | 2.5 | yes | CEE 16A, 3P+N+PE, 6h | 3~400 V, 50 Hz | 50 | 6064588 | PG7 | L | **2,052.–** |
| **Rexa FIT V05DA-222/ EAD1-2-T0025-540-O** | DN 50 | 2.5 | no | no | 3~400 V, 50 Hz | 50 | 6064589 | PG7 | L | **1,644.–** |
| **Rexa FIT V05DA-224/ EAD1-2-T0025-540-A** | DN 50 | 2.5 | yes | CEE 16A, 3P+N+PE, 6h | 3~400 V, 50 Hz | 50 | 6064590 | PG7 | C | **2,138.–** |
| **Rexa FIT V05DA-224/ EAD1-2-T0025-540-O** | DN 50 | 2.5 | no | no | 3~400 V, 50 Hz | 50 | 6064591 | PG7 | L | **1,730.–** |
| **Rexa FIT V05DA-226/ EAD1-2-T0039-540-A** | DN 50 | 3.9 | yes | CEE 16A, 3P+N+PE, 6h | 3~400 V, 50 Hz | 50 | 6064592 | PG7 | L | **2,276.–** |
| **Rexa FIT V05DA-226/ EAD1-2-T0039-540-O** | DN 50 | 3.9 | no | no | 3~400 V, 50 Hz | 50 | 6064593 | PG7 | L | **1,869.–** |
| **Rexa FIT V05DA-228/ EAD1-2-T0039-540-A** | DN 50 | 3.9 | yes | CEE 16A, 3P+N+PE, 6h | 3~400 V, 50 Hz | 50 | 6064594 | PG7 | L | **2,271.–** |
| **Rexa FIT V05DA-228/ EAD1-2-T0039-540-O** | DN 50 | 3.9 | no | no | 3~400 V, 50 Hz | 50 | 6064595 | PG7 | L | **1,864.–** |

## Ordering information DN65

| Type | Pressure port | Rated power $P_2$ kW | Float switch | Mains plug | Mains connection | Free ball passage $l$ mm | Art. no. | Price group | | EUR |
|---|---|---|---|---|---|---|---|---|---|---|
| **Rexa FIT V06DA-212/ EAD0-2-M0011-523-A** | DN 65/80 | 1.1 | yes | Schuko | 1~230 V, 50 Hz | 65 | 6064596 | PG7 | C | **1,640.–** |
| **Rexa FIT V06DA-212/ EAD0-2-M0011-523-P** | DN 65/80 | 1.1 | no | Schuko | 1~230 V, 50 Hz | 65 | 6064598 | PG7 | C | **1,598.–** |
| **Rexa FIT V06DA-212/ EAD1-2-T0011-540-A** | DN 65/80 | 1.1 | yes | CEE 16A, 3P+N+PE, 6h | 3~400 V, 50 Hz | 65 | 6064597 | PG7 | C | **1,916.–** |
| **Rexa FIT V06DA-212/ EAD1-2-T0011-540-O** | DN 65/80 | 1.1 | no | no | 3~400 V, 50 Hz | 65 | 6064599 | PG7 | L | **1,507.–** |
| **Rexa FIT V06DA-214/ EAD0-2-M0015-523-A** | DN 65/80 | 1.5 | yes | Schuko | 1~230 V, 50 Hz | 65 | 6064700 | PG7 | L | **1,725.–** |
| **Rexa FIT V06DA-214/ EAD0-2-M0015-523-P** | DN 65/80 | 1.5 | no | Schuko | 1~230 V, 50 Hz | 65 | 6064702 | PG7 | L | **1,683.–** |
| **Rexa FIT V06DA-214/ EAD1-2-T0015-540-A** | DN 65/80 | 1.5 | yes | CEE 16A, 3P+N+PE, 6h | 3~400 V, 50 Hz | 65 | 6064701 | PG7 | C | **1,997.–** |
| **Rexa FIT V06DA-214/ EAD1-2-T0015-540-O** | DN 65/80 | 1.5 | no | no | 3~400 V, 50 Hz | 65 | 6064703 | PG7 | L | **1,589.–** |
| **Rexa FIT V06DA-216/ EAD1-2-T0025-540-A** | DN 65/80 | 2.5 | yes | CEE 16A, 3P+N+PE, 6h | 3~400 V, 50 Hz | 65 | 6064704 | PG7 | L | **2,154.–** |
| **Rexa FIT V06DA-216/ EAD1-2-T0025-540-O** | DN 65/80 | 2.5 | no | no | 3~400 V, 50 Hz | 65 | 6064705 | PG7 | L | **1,744.–** |

= ready for delivery, L = supply availability, C = approx. 2 weeks, K = approx. 4 weeks, AX = up to 16 weeks delivery time, please inquire for every order, A = on request, = please contact Wilo
Subject to change – all prices do not include VAT. Our General Terms of Delivery and Service apply (see www.wilo.com/legal) – valid from 01/01/2022 in Germany.

## Rexa FIT

## Ordering information DN65

| Type | Pressure port | Rated power $P_2$ kW | Float switch | Mains plug | Mains connection | Free ball passage $l$ mm | Art. no. | Price group | | |
|---|---|---|---|---|---|---|---|---|---|---|
| | | | | | | | | | 🚚 | EUR |
| **Rexa FIT V06DA-222/ EAD1-2-T0039-540-A** | DN 65/80 | 3.9 | yes | CEE 16A, 3P+N+PE, 6h | 3~400 V, 50 Hz | 65 | 6064706 | PG7 | L | **2,261.–** |
| **Rexa FIT V06DA-222/ EAD1-2-T0039-540-O** | DN 65/80 | 3.9 | no | no | 3~400 V, 50 Hz | 65 | 6064707 | PG7 | L | **1,854.–** |
| **Rexa FIT V06DA-224/ EAD1-2-T0039-540-A** | DN 65/80 | 3.9 | yes | CEE 16A, 3P+N+PE, 6h | 3~400 V, 50 Hz | 65 | 6064708 | PG7 | C | **2,307.–** |
| **Rexa FIT V06DA-224/ EAD1-2-T0039-540-O** | DN 65/80 | 3.9 | no | no | 3~400 V, 50 Hz | 65 | 6064709 | PG7 | L | **1,899.–** |
| **Rexa FIT V06DA-622/ EAD0-4-M0011-523-P** | DN 65/80 | 1.1 | no | Schuko | 1~230 V, 50 Hz | 65 | 6064710 | PG7 | K | **1,817.–** |
| **Rexa FIT V06DA-622/ EAD1-4-T0011-540-O** | DN 65/80 | 1.1 | no | no | 3~400 V, 50 Hz | 65 | 6064711 | PG7 | L | **1,646.–** |
| **Rexa FIT V06DA-623/ EAD0-4-M0015-523-P** | DN 65/80 | 1.5 | no | Schuko | 1~230 V, 50 Hz | 65 | 6064712 | PG7 | K | **1,848.–** |
| **Rexa FIT V06DA-623/ EAD1-4-T0015-540-O** | DN 65/80 | 1.5 | no | no | 3~400 V, 50 Hz | 65 | 6064713 | PG7 | L | **1,674.–** |
| **Rexa FIT V06DA-625/ EAD0-4-M0015-523-P** | DN 65/80 | 1.5 | no | Schuko | 1~230 V, 50 Hz | 65 | 6064714 | PG7 | C | **1,907.–** |
| **Rexa FIT V06DA-625/ EAD1-4-T0015-540-O** | DN 65/80 | 1.5 | no | no | 3~400 V, 50 Hz | 65 | 6064715 | PG7 | L | **1,727.–** |
| **Rexa FIT V06DA-626/ EAD1-4-T0025-540-O** | DN 65/80 | 2.5 | no | no | 3~400 V, 50 Hz | 65 | 6064716 | PG7 | L | **1,831.–** |
| **Rexa FIT V06DA-628/ EAD1-4-T0025-540-O** | DN 65/80 | 2.5 | no | no | 3~400 V, 50 Hz | 65 | 6064717 | PG7 | L | **1,872.–** |

## Ordering information DN80

| Type | Pressure port | Rated power $P_2$ kW | Float switch | Mains plug | Mains connection | Free ball passage $l$ mm | Art. no. | Price group | | |
|---|---|---|---|---|---|---|---|---|---|---|
| | | | | | | | | | 🚚 | EUR |
| **Rexa FIT V08DA-422/ EAD0-4-M0011-523-A** | DN 80/100 | 1.1 | yes | Schuko | 1~230 V, 50 Hz | 80 | 6065917 | PG7 | K | **2,148.–** |
| **Rexa FIT V08DA-422/ EAD0-4-M0011-523-P** | DN 80/100 | 1.1 | no | Schuko | 1~230 V, 50 Hz | 80 | 6065919 | PG7 | K | **2,107.–** |
| **Rexa FIT V08DA-422/ EAD1-4-T0011-540-A** | DN 80/100 | 1.1 | yes | CEE 16A, 3P+N+PE, 6h | 3~400 V, 50 Hz | 80 | 6065918 | PG7 | K | **2,365.–** |
| **Rexa FIT V08DA-422/ EAD1-4-T0011-540-O** | DN 80/100 | 1.1 | no | no | 3~400 V, 50 Hz | 80 | 6065920 | PG7 | K | **1,958.–** |
| **Rexa FIT V08DA-424/ EAD0-4-M0011-523-A** | DN 80/100 | 1.1 | yes | Schuko | 1~230 V, 50 Hz | 80 | 6065921 | PG7 | K | **2,198.–** |
| **Rexa FIT V08DA-424/ EAD0-4-M0011-523-P** | DN 80/100 | 1.1 | no | Schuko | 1~230 V, 50 Hz | 80 | 6065923 | PG7 | C | **2,157.–** |
| **Rexa FIT V08DA-424/ EAD1-4-T0011-540-A** | DN 80/100 | 1.1 | yes | CEE 16A, 3P+N+PE, 6h | 3~400 V, 50 Hz | 80 | 6065922 | PG7 | K | **2,409.–** |
| **Rexa FIT V08DA-424/ EAD1-4-T0011-540-O** | DN 80/100 | 1.1 | no | no | 3~400 V, 50 Hz | 80 | 6065924 | PG7 | L | **2,000.–** |
| **Rexa FIT V08DA-426/ EAD0-4-M0015-523-A** | DN 80/100 | 1.5 | yes | Schuko | 1~230 V, 50 Hz | 80 | 6065925 | PG7 | C | **2,292.–** |
| **Rexa FIT V08DA-426/ EAD0-4-M0015-523-P** | DN 80/100 | 1.5 | no | Schuko | 1~230 V, 50 Hz | 80 | 6065927 | PG7 | C | **2,249.–** |
| **Rexa FIT V08DA-426/ EAD1-4-T0015-540-A** | DN 80/100 | 1.5 | yes | CEE 16A, 3P+N+PE, 6h | 3~400 V, 50 Hz | 80 | 6065926 | PG7 | C | **2,441.–** |
| **Rexa FIT V08DA-426/ EAD1-4-T0015-540-O** | DN 80/100 | 1.5 | no | no | 3~400 V, 50 Hz | 80 | 6065928 | PG7 | L | **2,032.–** |

🚚 = ready for delivery, L = supply availability, C = approx. 2 weeks, K = approx. 4 weeks, AX = up to 16 weeks delivery time, please inquire for every order, A = on request, 📞 = please contact Wilo
Subject to change – all prices do not include VAT. Our General Terms of Delivery and Service apply (see www.wilo.com/legal) – valid from 01/01/2022 in Germany.

## Ordering information DN80

| Type | Pressure port | Rated power $P_2$ kW | Float switch | Mains plug | Mains connection | Free ball passage $l$ mm | Art. no. | Price group | | EUR |
|---|---|---|---|---|---|---|---|---|---|---|
| **Rexa FIT V08DA-428/ EAD1-4-T0025-540-O** | DN 80/100 | 2.5 | no | no | 3~400 V, 50 Hz | 80 | 6065929 | PG7 | L | **2,047.–** |
| **Rexa FIT V08DA-524/ EAD0-4-T0035-540-O** | DN 80/100 | 3.5 | no | no | 3~400 V, 50 Hz | 80 | 6065931 | PG7 | L | **2,255.–** |
| **Rexa FIT V08DA-526/ EAD0-4-T0035-540-O** | DN 80/100 | 3.5 | no | no | 3~400 V, 50 Hz | 80 | 6065932 | PG7 | L | **2,318.–** |

## Ordering information DN100

| Type | Pressure port | Rated power $P_2$ kW | Float switch | Mains plug | Mains connection | Free ball passage $l$ mm | Art. no. | Price group | | EUR |
|---|---|---|---|---|---|---|---|---|---|---|
| **Rexa FIT V10DA-422/ EAD1-4-T0015-540-O** | DN 100 | 1.5 | no | no | 3~400 V, 50 Hz | 100 | 6081900 | PG8 | K | **2,199.–** |
| **Rexa FIT V10DA-424/ EAD1-4-T0025-540-O** | DN 100 | 2.5 | no | no | 3~400 V, 50 Hz | 100 | 6081901 | PG8 | L | **2,213.–** |
| **Rexa FIT V10DA-425/ EAD1-4-T0025-540-O** | DN 100 | 2.5 | no | no | 3~400 V, 50 Hz | 100 | 6081902 | PG8 | L | **2,277.–** |
| **Rexa FIT V10DA-426/ EAD0-4-T0035-540-O** | DN 100 | 3.5 | no | no | 3~400 V, 50 Hz | 100 | 6081903 | PG8 | L | **2,420.–** |
| **Rexa FIT V10DA-428/ EAD0-4-T0035-540-O** | DN 100 | 3.5 | no | no | 3~400 V, 50 Hz | 100 | 6081904 | PG8 | K | **2,485.–** |

## Installation drawing stationary wet well installation

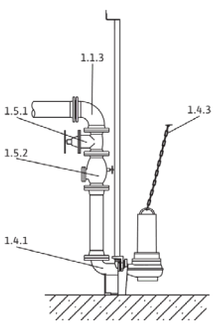


| | |
|---|---|
| 1.1.3 | 90° pipe bend |
| 1.4.1 | Suspension unit |
| 1.4.3 | Chain |
| 1.5.1 | Shut-off valve |
| 1.5.2 | Non-return valve |

**Price group: PG14**

## Accessories for stationary wet well installation DN50

| Type | Reference number | Description | Art. no. | | EUR |
|---|---|---|---|---|---|
| **Suspension unit DN 50/2RK** | 1.4.1 | For 2-pipe guide of EN-GJL-250, cataphoretic-coated, with free passage in DN 50, coupling base with 90° pipe elbow, including coupling connection, guide pipe bracket of stainless steel for pump chamber fixation, profile joint and installation accessories; two guide pipes (26.9 x 2 mm) are to be provided by the customer! | 6070146 | L | **336.–** |
| **Non-return valve DN 50** | 1.5.2 | made of EN-GJL-250, according to DIN EN 12050-4, including 1 set mounting accessories | 2017166 | L | **300.–** |
| **Gate valve DN 50, EN-GJL-250** | 1.5.1 | made of EN-GJL-250, including 1 set mounting accessories | 2017160 | L | **212.–** |
| **90° pipe elbow DN 50** | 1.1.3 | Made of EN-GJS-400-15, with 2 flanges, including 1 set installation accessories | 2018053 | L | **213.–** |
| **Y-piece DN 50** | 1.1.5 | Made of steel, galvanised, PN 10/16 flanges in accordance with DIN 2501 with 2 sets of installation accessories | 2019042 | L | **475.–** |

= ready for delivery, L = supply availability, C = approx. 2 weeks, K = approx. 4 weeks, AX = up to 16 weeks delivery time, please inquire for every order, A = on request, = please contact Wilo
Subject to change – all prices do not include VAT. Our General Terms of Delivery and Service apply (see www.wilo.com/legal) – valid from 01/01/2022 in Germany.

Price group: PG14

## Accessories for stationary wet well installation DN50

| Type | Reference number | Description | Art. no. | | |
|---|---|---|---|---|---|
| | | | | | EUR |
| **Mounting accessories DN 40/50/65, PN 10** | 1.4.12 | For one flange connection, with screws, nuts and flat gasket | 6076963 | L | **28.–** |
| **Guide pipe Ø26.9x2mm 6m 1.4301** | 1.4.15 | Guide pipe suitable for use with the suspension unit. Safe guide of the pump to the coupling connection. The number depends on the suspension unit. | 6049244 | L | **108.–** |
| **Guide pipe Ø26.9x2mm 6m 1.4571** | 1.4.15 | Guide pipe suitable for use with the suspension unit. Safe guide of the pump to the coupling connection. The number depends on the suspension unit. | 6049245 | L | **220.–** |
| **Guide pipe bracket DN 50 for GG pipe** | 1.4.1 | for 2-pipe guide, of stainless steel, for pipe attachment on a cast-iron pipe, including mounting accessories | 6066851 | L | **81.–** |
| **Guide pipe bracket DN 50 for ST pipe** | 1.4.1 | for 2-pipe guide, of stainless steel, for pipe attachment on a steel pipe, including mounting accessories | 6061084 | L | **81.–** |
| **Bracket for guide pipe extension DN 50 for GG pipe** | 1.4.1 | for 2-pipe guide, of stainless steel, for pipe attachment on a cast-iron pipe, including mounting accessories | 6066852 | A | **108.–** |
| **Bracket for guide pipe extension DN 50 for ST pipe** | 1.4.1 | for 2-pipe guide, of stainless steel, for pipe attachment on a steel pipe, including mounting accessories | 6066846 | A | **106.–** |
| **Sling chain kit PCS-CE, galvanised steel, 400 kg, 3 m** | 1.4.3 | Sling chain for raising, lowering and transporting pumps; incl. 2 shackles; without connecting links for suspension. | 6063139 | L | **113.–** |
| **Sling chain kit PCS-CE, galvanised steel, 400 kg, 5 m** | 1.4.3 | As chain sling with 2 shackles in galvanised steel. Bearing capacity: 400 kg | 6063140 | L | **172.–** |
| **Sling chain kit PCS-CE, galvanised steel, 400 kg, 10 m** | 1.4.3 | As chain sling with 2 shackles in galvanised steel. Bearing capacity: 400 kg | 6063142 | L | **320.–** |
| **Sling chain kit PCS-CE, stainless steel, 400 kg, 3 m** | 1.4.3 | Sling chain for raising, lowering and transporting pumps; incl. 2 shackles; without connecting links for suspension. | 6063135 | L | **336.–** |
| **Sling chain kit PCS-CE, stainless steel, 400 kg, 5 m** | 1.4.3 | As chain sling with 2 shackles in 1.4401 stainless steel. Bearing capacity: 400 kg | 6063136 | L | **473.–** |
| **Sling chain kit PCS-CE, stainless steel, 400 kg, 10 m** | 1.4.3 | As chain sling with 2 shackles in 1.4401 stainless steel. Bearing capacity: 400 kg | 6063138 | L | **747.–** |

Price group: PG14

## Accessories for stationary wet well installation DN65

| Type | Reference number | Description | Art. no. | | |
|---|---|---|---|---|---|
| | | | | | EUR |
| **Suspension unit DN 65/2RK** | 1.4.1 | For 2-pipe guide of EN-GJL-250, cataphoretic-coated, with free passage in DN 65, coupling base with 90° pipe elbow, including coupling connection, guide pipe bracket of stainless steel for pump chamber fixation, profile joint and installation accessories; 2 guide pipes (26.9 x 2 mm) are to be provided by the customer! | 6070150 | L | **368.–** |
| **Non-return valve DN 65** | 1.5.2 | made of EN-GJL-250, according to DIN EN 12050-4, including 1 set mounting accessories | 2017167 | L | **343.–** |
| **Gate valve DN 65, EN-GJL-250** | 1.5.1 | made of EN-GJL-250, including 1 set mounting accessories | 2017161 | L | **252.–** |
| **90° pipe elbow DN 65** | 1.1.3 | Made of EN-GJS-400-15, with 2 flanges, including 1 set installation accessories | 2017183 | L | **217.–** |
| **Y-piece DN 65** | 1.1.5 | Made of steel, galvanised, PN 10/16 flanges in accordance with DIN 2501 with 2 sets of installation accessories | 2017178 | L | **554.–** |
| **Mounting accessories DN 40/50/65, PN 10** | 1.4.12 | For one flange connection, with screws, nuts and flat gasket | 6076963 | L | **28.–** |
| **Guide pipe Ø26.9x2mm 6m 1.4301** | 1.4.15 | Guide pipe suitable for use with the suspension unit. Safe guide of the pump to the coupling connection. The number depends on the suspension unit. | 6049244 | L | **108.–** |

= ready for delivery, L = supply availability, C = approx. 2 weeks, K = approx. 4 weeks, AX = up to 16 weeks delivery time, please inquire for every order, A = on request, = please contact Wilo
Subject to change – all prices do not include VAT. Our General Terms of Delivery and Service apply (see www.wilo.com/legal) – valid from 01/01/2022 in Germany.

**Price group: PG14**

**Accessories for stationary wet well installation DN65**

| Type | Reference number | Description | Art. no. | | |
|---|---|---|---|---|---|
| | | | | 🚚 | EUR |
| **Guide pipe Ø26.9x2mm 6m 1.4571** | 1.4.15 | Guide pipe suitable for use with the suspension unit. Safe guide of the pump to the coupling connection. The number depends on the suspension unit. | 6049245 | L | **220.–** |
| **Guide pipe bracket DN 65 for GG pipe** | 1.4.1 | for 2-pipe guide, of stainless steel, for pipe attachment on a cast-iron pipe, including mounting accessories | 6066847 | A | **110.–** |
| **Guide pipe bracket DN 65 for ST pipe** | 1.4.1 | for 2-pipe guide, of stainless steel, for pipe attachment on a steel pipe, including mounting accessories | 6066848 | L | **110.–** |
| **Bracket for guide pipe extension DN 65 for GG pipe** | 1.4.1 | for 2-pipe guide, of stainless steel, for pipe attachment on a cast-iron pipe, including mounting accessories | 6066849 | A | **133.–** |
| **Bracket for guide pipe extension DN 65 for ST pipe** | 1.4.1 | for 2-pipe guide, of stainless steel, for pipe attachment on a steel pipe, including mounting accessories | 6066850 | K | **133.–** |
| **Sling chain kit PCS-CE, galvanised steel, 400 kg, 3 m** | 1.4.3 | Sling chain for raising, lowering and transporting pumps; incl. 2 shackles; without connecting links for suspension. | 6063139 | L | **113.–** |
| **Sling chain kit PCS-CE, galvanised steel, 400 kg, 5 m** | 1.4.3 | As chain sling with 2 shackles in galvanised steel. Bearing capacity: 400 kg | 6063140 | L | **172.–** |
| **Sling chain kit PCS-CE, galvanised steel, 400 kg, 10 m** | 1.4.3 | As chain sling with 2 shackles in galvanised steel. Bearing capacity: 400 kg | 6063142 | L | **320.–** |
| **Sling chain kit PCS-CE, stainless steel, 400 kg, 3 m** | 1.4.3 | Sling chain for raising, lowering and transporting pumps; incl. 2 shackles; without connecting links for suspension. | 6063135 | L | **336.–** |
| **Sling chain kit PCS-CE, stainless steel, 400 kg, 5 m** | 1.4.3 | As chain sling with 2 shackles in 1.4401 stainless steel. Bearing capacity: 400 kg | 6063136 | L | **473.–** |
| **Sling chain kit PCS-CE, stainless steel, 400 kg, 10 m** | 1.4.3 | As chain sling with 2 shackles in 1.4401 stainless steel. Bearing capacity: 400 kg | 6063138 | L | **747.–** |

**Price group: PG14**

**Accessories for stationary wet well installation DN80**

| Type | Reference number | Description | Art. no. | | |
|---|---|---|---|---|---|
| | | | | 🚚 | EUR |
| **Suspension unit DN 80/2RK** | 1.4.1 | Made of EN-GJL-250, painted, with free passage in DN 80, foot elbow including pump holder, profile joint, installation and floor fixation accessories and double-pipe guide pipe bracket (42.4x2 mm) without guide pipes. | 6082333 | L | **368.–** |
| **Non-return valve DN 80** | 1.5.2 | made of EN-GJL-250, according to DIN EN 12050-4, including 1 set mounting accessories | 2017168 | L | **385.–** |
| **Gate valve DN 80, EN-GJL-250** | 1.5.1 | made of EN-GJL-250, including 1 set mounting accessories | 2017162 | L | **347.–** |
| **90° pipe elbow DN 80** | 1.1.3 | Made of EN-GJS-400-15, with 2 flanges, including 1 set installation accessories | 2012064 | L | **235.–** |
| **Y-piece DN 80** | 1.1.5 | Made of steel, galvanised, PN 10/16 flanges in accordance with DIN 2501 with 2 sets of installation accessories | 2017179 | L | **851.–** |
| **Mounting accessories DN 80/100, PN 10** | 1.4.12 | For one flange connection, with screws, nuts and flat gasket | 6077521 | L | **31.–** |
| **Guide pipe Ø42.4x2mm 6m 1.4301** | 1.4.15 | Guide pipe suitable for use with the suspension unit. Safe guide of the pump to the coupling connection. The number depends on the suspension unit. | 6031565 | L | **150.–** |
| **Guide pipe Ø42.4x2mm 6m 1.4571** | 1.4.15 | Guide pipe suitable for use with the suspension unit. Safe guide of the pump to the coupling connection. The number depends on the suspension unit. | 6031566 | L | **263.–** |

🚚 = ready for delivery, L = supply availability, C = approx. 2 weeks, K = approx. 4 weeks, AX = up to 16 weeks delivery time, please inquire for every order, A = on request, 📞 = please contact Wilo
Subject to change – all prices do not include VAT. Our General Terms of Delivery and Service apply (see www.wilo.com/legal) – valid from 01/01/2022 in Germany.

Price group: PG14

## Accessories for stationary wet well installation DN80

| Type | Reference number | Description | Art. no. | | |
|---|---|---|---|---|---|
| | | | | | EUR |
| **Sling chain kit PCS-CE, galvanised steel, 400 kg, 3 m** | 1.4.3 | Sling chain for raising, lowering and transporting pumps; incl. 2 shackles; without connecting links for suspension. | 6063139 | L | **113.–** |
| **Sling chain kit PCS-CE, galvanised steel, 400 kg, 5 m** | 1.4.3 | As chain sling with 2 shackles in galvanised steel. Bearing capacity: 400 kg | 6063140 | L | **172.–** |
| **Sling chain kit PCS-CE, galvanised steel, 400 kg, 10 m** | 1.4.3 | As chain sling with 2 shackles in galvanised steel. Bearing capacity: 400 kg | 6063142 | L | **320.–** |
| **Sling chain kit PCS-CE, stainless steel, 400 kg, 3 m** | 1.4.3 | Sling chain for raising, lowering and transporting pumps; incl. 2 shackles; without connecting links for suspension. | 6063135 | L | **336.–** |
| **Sling chain kit PCS-CE, stainless steel, 400 kg, 5 m** | 1.4.3 | As chain sling with 2 shackles in 1.4401 stainless steel. Bearing capacity: 400 kg | 6063136 | L | **473.–** |
| **Sling chain kit PCS-CE, stainless steel, 400 kg, 10 m** | 1.4.3 | As chain sling with 2 shackles in 1.4401 stainless steel. Bearing capacity: 400 kg | 6063138 | L | **747.–** |

Price group: PG14

## Accessories for stationary wet well installation DN100

| Type | Reference number | Description | Art. no. | | |
|---|---|---|---|---|---|
| | | | | | EUR |
| **Suspension unit DN 100/2RK** | 1.4.1 | Made of EN-GJL-250, painted, with free passage in DN 100, foot elbow including pump holder, profile joint, installation and floor fixation accessories and double-pipe guide pipe bracket (42.4x2 mm) without guide pipes. | 6082336 | L | **526.–** |
| **Non-return valve DN 100** | 1.5.2 | made of EN-GJL-250, according to DIN EN 12050-4, including 1 set mounting accessories | 2017169 | L | **461.–** |
| **Gate valve DN 100, EN-GJL-250** | 1.5.1 | made of EN-GJL-250, including 1 set mounting accessories | 2017163 | L | **410.–** |
| **90° pipe elbow DN 100** | 1.1.3 | Made of EN-GJS-400-15, with 2 flanges, including 1 set installation accessories | 2004669 | L | **283.–** |
| **Y-piece DN 100** | 1.1.5 | Made of steel, galvanised, PN 10/16 flanges in accordance with DIN 2501 with 2 sets of installation accessories | 2017180 | L | **1,016.–** |
| **Guide pipe Ø42.4x2mm 6m 1.4301** | 1.4.15 | Guide pipe suitable for use with the suspension unit. Safe guide of the pump to the coupling connection. The number depends on the suspension unit. | 6031565 | L | **150.–** |
| **Guide pipe Ø42.4x2mm 6m 1.4571** | 1.4.15 | Guide pipe suitable for use with the suspension unit. Safe guide of the pump to the coupling connection. The number depends on the suspension unit. | 6031566 | L | **263.–** |
| **Mounting accessories DN 80/100, PN 10** | 1.4.12 | For one flange connection, with screws, nuts and flat gasket | 6077521 | L | **31.–** |
| **Sling chain kit PCS-CE, galvanised steel, 400 kg, 3 m** | 1.4.3 | Sling chain for raising, lowering and transporting pumps; incl. 2 shackles; without connecting links for suspension. | 6063139 | L | **113.–** |
| **Sling chain kit PCS-CE, galvanised steel, 400 kg, 5 m** | 1.4.3 | As chain sling with 2 shackles in galvanised steel. Bearing capacity: 400 kg | 6063140 | L | **172.–** |
| **Sling chain kit PCS-CE, galvanised steel, 400 kg, 10 m** | 1.4.3 | As chain sling with 2 shackles in galvanised steel. Bearing capacity: 400 kg | 6063142 | L | **320.–** |
| **Sling chain kit PCS-CE, stainless steel, 400 kg, 3 m** | 1.4.3 | Sling chain for raising, lowering and transporting pumps; incl. 2 shackles; without connecting links for suspension. | 6063135 | L | **336.–** |
| **Sling chain kit PCS-CE, stainless steel, 400 kg, 5 m** | 1.4.3 | As chain sling with 2 shackles in 1.4401 stainless steel. Bearing capacity: 400 kg | 6063136 | L | **473.–** |
| **Sling chain kit PCS-CE, stainless steel, 400 kg, 10 m** | 1.4.3 | As chain sling with 2 shackles in 1.4401 stainless steel. Bearing capacity: 400 kg | 6063138 | L | **747.–** |



= ready for delivery, L = supply availability, C = approx. 2 weeks, K = approx. 4 weeks, AX = up to 16 weeks delivery time, please inquire for every order, A = on request, = please contact Wilo
Subject to change – all prices do not include VAT. Our General Terms of Delivery and Service apply (see www.wilo.com/legal) – valid from 01/01/2022 in Germany.

## Installation drawing portable wet well installation

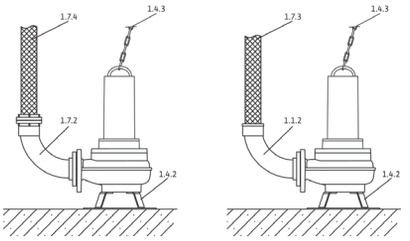


| | |
|---|---|
| 1.1.2 | 90° pipe bend with hose connection |
| 1.4.2 | Pump foot |
| 1.4.3 | Chain |
| 1.7.3 | Pressure hose |
| 1.7.4 | Pressure hose with Storz coupling |
| 1.7.5 | 90° pipe bend with Storz coupling |

**Price group: PG14**

## Accessories for portable wet well installation DN50

| Type | Reference number | Description | Art. no. | | EUR |
|---|---|---|---|---|---|
| | | | | 🚚 | |
| **Floor supporting foot DN 50/65** | 1.4.2 | Made of steel (S235JR), powder-coated, including fixation material | 6064666 | L | **175.–** |
| **90° pipe elbow DN 50/60 mm** | 1.1.2 | Made of PVC, with hose connector Ø 60 mm, flange on pump side, including 1 set of installation accessories | 4027344 | L | **111.–** |
| **Synthetic pressure hose 3 m, Ø 60 mm** | 1.7.3 | Inside Ø 60 mm, PN 6, including hose clip | 2027644 | A | **126.–** |
| **Synthetic pressure hose 5 m, Ø 60 mm** | 1.7.3 | Inside Ø 60 mm, PN 6, including hose clip | 2027645 | A | **189.–** |
| **Synthetic pressure hose 10 m, Ø 60 mm** | 1.7.3 | Inside Ø 60 mm, PN 6, including hose clip | 2018106 | A | **352.–** |
| **Synthetic pressure hose 15 m, Ø 60 mm** | 1.7.3 | Inside Ø 60 mm, PN 6, including hose clip | 2027646 | A | **248.–** |
| **Fixed coupling set Storz C/DN 50** | 1.7.2 | with 90° pipe elbow and flange connection; pipe elbow made of EN-GJL-250, Storz coupling made of aluminium, incl. 1 set of mounting accessories | 6031671 | L | **214.–** |
| **Synthetic fibre pressure hose 5 m, with Storz C** | 1.7.4 | Inside Ø 52 mm, including coupling, 12/40 bar | 6003651 | C | **62.–** |
| **Synthetic fibre pressure hose 10 m, with Storz C** | 1.7.4 | Inside Ø 52 mm, including coupling, 12/40 bar | 6003650 | C | **90.–** |
| **Synthetic fibre pressure hose 20 m, with Storz C** | 1.7.4 | Inside Ø 52 mm, including coupling, 12/40 bar | 6003649 | C | **135.–** |
| **Sling chain kit PCS-CE, galvanised steel, 400 kg, 5 m** | 1.4.3 | As chain sling with 2 shackles in galvanised steel. Bearing capacity: 400 kg | 6063140 | L | **172.–** |
| **Sling chain kit PCS-CE, galvanised steel, 400 kg, 10 m** | 1.4.3 | As chain sling with 2 shackles in galvanised steel. Bearing capacity: 400 kg | 6063142 | L | **320.–** |
| **Sling chain kit PCS-CE, stainless steel, 400 kg, 5 m** | 1.4.3 | As chain sling with 2 shackles in 1.4401 stainless steel. Bearing capacity: 400 kg | 6063136 | L | **473.–** |
| **Sling chain kit PCS-CE, stainless steel, 400 kg, 10 m** | 1.4.3 | As chain sling with 2 shackles in 1.4401 stainless steel. Bearing capacity: 400 kg | 6063138 | L | **747.–** |

🚚 = ready for delivery, L = supply availability, C = approx. 2 weeks, K = approx. 4 weeks, AX = up to 16 weeks delivery time, please inquire for every order, A = on request, 📞 = please contact Wilo
Subject to change – all prices do not include VAT. Our General Terms of Delivery and Service apply (see www.wilo.com/legal) – valid from 01/01/2022 in Germany.

Price group: PG14

## Accessories for portable wet well installation DN65

| Type | Reference number | Description | Art. no. | | EUR |
|---|---|---|---|---|---|
| **Floor supporting foot DN 50/65** | 1.4.2 | Made of steel (S235JR), powder-coated, including fixation material | 6064666 | L | **175.–** |
| **90° pipe elbow DN 65/70 mm** | 1.1.2 | Made of EN-GJL-250, with hose connector Ø 70 mm, flange on pump side, including 1 set of installation accessories | 4027346 | L | **102.–** |
| **Synthetic pressure hose 10 m, Ø 70 mm** | 1.7.3 | Inside Ø 70 mm, PN 8, including hose clip | 2014151 | C | **210.–** |
| **Threaded flange DN 65 on Rp 2½** | 1.1.7 | made of galvanized steel, DN 65 with Rp 2½ female thread, incl. 1 set of mounting accessories | 4015204 | L | **107.–** |
| **90° pipe elbow G 2½** | 1.1.1 | Made of steel, galvanised with G 2½ / R 2½ female/male thread | 4015212 | L | **113.–** |
| **Fixed coupling Storz C/G 2½** | 1.7.5 | made of aluminium, Storz C connection, with male thread | 2015234 | L | **37.–** |
| **Synthetic fibre pressure hose 5 m, with Storz C** | 1.7.4 | Inside Ø 52 mm, including coupling, 12/40 bar | 6003651 | C | **62.–** |
| **Synthetic fibre pressure hose 10 m, with Storz C** | 1.7.4 | Inside Ø 52 mm, including coupling, 12/40 bar | 6003650 | C | **90.–** |
| **Synthetic fibre pressure hose 20 m, with Storz C** | 1.7.4 | Inside Ø 52 mm, including coupling, 12/40 bar | 6003649 | C | **135.–** |
| **Sling chain kit PCS-CE, galvanised steel, 400 kg, 5 m** | 1.4.3 | As chain sling with 2 shackles in galvanised steel. Bearing capacity: 400 kg | 6063140 | L | **172.–** |
| **Sling chain kit PCS-CE, galvanised steel, 400 kg, 10 m** | 1.4.3 | As chain sling with 2 shackles in galvanised steel. Bearing capacity: 400 kg | 6063142 | L | **320.–** |
| **Sling chain kit PCS-CE, stainless steel, 400 kg, 5 m** | 1.4.3 | As chain sling with 2 shackles in 1.4401 stainless steel. Bearing capacity: 400 kg | 6063136 | L | **473.–** |
| **Sling chain kit PCS-CE, stainless steel, 400 kg, 10 m** | 1.4.3 | As chain sling with 2 shackles in 1.4401 stainless steel. Bearing capacity: 400 kg | 6063138 | L | **747.–** |

Price group: PG14

## Accessories for portable wet well installation DN80

| Type | Reference number | Description | Art. no. | | EUR |
|---|---|---|---|---|---|
| **Floor supporting foot DN 80/100** | 1.4.2 | Made of steel (S235JR), powder-coated, including fixation material | 6065949 | L | **254.–** |
| **Floor supporting foot DN 80/100** | 1.4.2 | Made of stainless steel (1.4571), including fixation material | 6065953 | C | **837.–** |
| **Fixed coupling set Storz B/DN 80** | 1.7.2 | with 90° pipe elbow and flange connection; pipe elbow made of EN-GJL-250, Storz coupling made of aluminium, incl. 1 set of mounting accessories | 6031385 | L | **283.–** |
| **Synthetic fibre pressure hose 5 m, with Storz B** | 1.7.4 | Inside Ø 75 mm, including coupling, 12/40 bar | 6003052 | A | **103.–** |
| **Synthetic fibre pressure hose 10 m, with Storz B** | 1.7.4 | Inside Ø 75 mm, including coupling, 12/40 bar | 6003051 | A | **134.–** |
| **Synthetic fibre pressure hose 20 m, with Storz B** | 1.7.4 | Inside Ø 75 mm, including coupling, 12/40 bar | 6003050 | A | **236.–** |
| **Sling chain kit PCS-CE, galvanised steel, 400 kg, 5 m** | 1.4.3 | As chain sling with 2 shackles in galvanised steel. Bearing capacity: 400 kg | 6063140 | L | **172.–** |

= ready for delivery, L = supply availability, C = approx. 2 weeks, K = approx. 4 weeks, AX = up to 16 weeks delivery time, please inquire for every order, A = on request, = please contact Wilo
Subject to change – all prices do not include VAT. Our General Terms of Delivery and Service apply (see www.wilo.com/legal) – valid from 01/01/2022 in Germany.

Price group: PG14

**Accessories for portable wet well installation DN80**

| Type | Reference number | Description | Art. no. | | |
|---|---|---|---|---|---|
| | | | | | EUR |
| **Sling chain kit PCS-CE, galvanised steel, 400 kg, 10 m** | 1.4.3 | As chain sling with 2 shackles in galvanised steel. Bearing capacity: 400 kg | 6063142 | L | **320.-** |
| **Sling chain kit PCS-CE, stainless steel, 400 kg, 5 m** | 1.4.3 | As chain sling with 2 shackles in 1.4401 stainless steel. Bearing capacity: 400 kg | 6063136 | L | **473.-** |
| **Sling chain kit PCS-CE, stainless steel, 400 kg, 10 m** | 1.4.3 | As chain sling with 2 shackles in 1.4401 stainless steel. Bearing capacity: 400 kg | 6063138 | L | **747.-** |

Price group: PG14

**Accessories for portable wet well installation DN100**

| Type | Reference number | Description | Art. no. | | |
|---|---|---|---|---|---|
| | | | | | EUR |
| **Floor supporting foot DN 80/100** | 1.4.2 | Made of steel (S235JR), powder-coated, including fixation material | 6065949 | L | **254.-** |
| **Floor supporting foot DN 80/100** | 1.4.2 | Made of stainless steel (1.4571), including fixation material | 6065953 | C | **837.-** |
| **Fixed coupling set Storz A/DN 100** | 1.7.2 | with 90° pipe elbow and flange connection; pipe elbow made of EN-GJL-250, Storz coupling made of aluminium, incl. 1 set of mounting accessories | 6031672 | L | **378.-** |
| **Synthetic fibre pressure hose 5 m, with Storz A** | 1.7.4 | Inside Ø 102 mm, including coupling, 8/20 bar | 6022391 | K | **193.-** |
| **Synthetic fibre pressure hose 10 m, with Storz A** | 1.7.4 | Inside Ø 102 mm, including coupling, 8/20 bar | 6022392 | K | **378.-** |
| **Synthetic fibre pressure hose 20 m, with Storz A** | 1.7.4 | Inside Ø 102 mm, including coupling, 8/20 bar | 6022393 | L | **390.-** |
| **Sling chain kit PCS-CE, galvanised steel, 400 kg, 5 m** | 1.4.3 | As chain sling with 2 shackles in galvanised steel. Bearing capacity: 400 kg | 6063140 | L | **172.-** |
| **Sling chain kit PCS-CE, galvanised steel, 400 kg, 10 m** | 1.4.3 | As chain sling with 2 shackles in galvanised steel. Bearing capacity: 400 kg | 6063142 | L | **320.-** |
| **Sling chain kit PCS-CE, stainless steel, 400 kg, 5 m** | 1.4.3 | As chain sling with 2 shackles in 1.4401 stainless steel. Bearing capacity: 400 kg | 6063136 | L | **473.-** |
| **Sling chain kit PCS-CE, stainless steel, 400 kg, 10 m** | 1.4.3 | As chain sling with 2 shackles in 1.4401 stainless steel. Bearing capacity: 400 kg | 6063138 | L | **747.-** |

Price group: PG14

**Electrical accessories – level control with dynamic pressure system**

Level measurement via an open dynamic pressure system with the option of a separate dynamic pressure bell for the high water level.

| Type | Description | Art. no. | | |
|---|---|---|---|---|
| | | | | EUR |
| **EC-L-1x12A-MT34-DOL-WM-EMS-IPS** | Microcontroller-controlled switchgear with LC display, symbol-based menu navigation and integrated pressure transducer for level-dependent control of a submersible pump by means of float switches, level sensor or immersion bell. WITHOUT main switch, mains isolator must be provided on-site!<br>**Notice!** Printed installation and operating instructions have been enclosed with the product in the following languages: DE, EN, FR, PL, RU. All 28 language versions have been saved as PDF files on an enclosed USB pen drive. **A notebook or tablet may be required** for installing and commissioning. | 2543212 | L | **1,030.-** |

**You can find more accessories at the end in the chapter Electric accessories!**
Attention: Switchgears are not protected against explosions and can be used only outside potentially explosive areas. If pumps are used within potentially explosive areas, onsite measures are required.



**Rexa FIT**

**Price group: PG14**

## Electrical accessories – level control with dynamic pressure system

Level measurement via an open dynamic pressure system with the option of a separate dynamic pressure bell for the high water level.

| Type | Description | Art. no. | | EUR |
|---|---|---|---|---|
| **EC-L-2x12A-MT34-DOL-WM-EMS-IPS** | Microcontroller-controlled switchgear with LC display, symbol-based menu navigation and integrated pressure transducer for level-dependent control of two submersible pumps by means of float switches, level sensor or immersion bell. WITHOUT main switch, mains isolator must be provided on-site! **Notice!** Printed installation and operating instructions have been enclosed with the product in the following languages: DE, EN, FR, PL, RU. All 28 language versions have been saved as PDF files on an enclosed USB pen drive. **A notebook or tablet may be required** for installing and commissioning. | 2543222 | L | **1,585.–** |
| **Dynamic pressure bell with 10 m hose** | Pneumatic signal transmitter for media containing faeces with a max. temperature of 60 °C. The signal transmitter is open in direction of the fluid and must be ventilated after each pumping out (OFF depending on time). | 2516976 | L | **102.–** |
| **Bubbling-through system** | Small compressor for constant aeration of the dynamic pressure bell, including non-return valve, 3 m hose and T-connector. | 2516977 | L | **250.–** |
| **24 VDC flash light** | Xenon flash light for wall fixation for indoor and outdoor areas. Light colour: Red, flash frequency: 0.75 Hz | 2551612 | C | **311.–** |
| **1~230 VAC flash light** | Xenon flash light for wall fixation for indoor and outdoor areas. Light colour: Red, flash frequency: 0.75 Hz | 2551613 | C | **285.–** |
| **12 – 24 VDC signal horn** | Horn with bell for wall fixation for indoor and outdoor areas. Alarm signal via electromechanical noise generation with steel diaphragm (92 dBA). | 2017208 | L | **99.–** |
| **1~230 V signal horn** | Horn with bell for wall fixation for indoor and outdoor areas. Alarm signal via electromechanical noise generation with steel diaphragm (88 dBA). | 501459398 | L | **98.–** |
| **NiMh rechargeable battery, 9 V/200 mAh** | Rechargeable battery to be installed in the switchgears Wilo-control MS-L and EC-L for a mains-independent alarm | 2522850 | L | **28.–** |

**You can find more accessories at the end in the chapter Electric accessories!**
Attention: Switchgears are not protected against explosions and can be used only outside potentially explosive areas. If pumps are used within potentially explosive areas, onsite measures are required.

**Price group: PG14**

## Electrical accessories – level control with float switch

Level measurement using several float switches for the different water levels, including high water alarm signal.

| Type | Description | Art. no. | | EUR |
|---|---|---|---|---|
| **MS-L-1x4kW-DOL** | Microprocessor-controlled switchgear for level-dependent control of a submersible pump with float switch. | 2539741 | L | **582.–** |
| **MS-L-2x4kW-DOL** | Microprocessor-controlled switchgear for level-dependent control of 2 submersible pumps with float switch. | 2539745 | L | **786.–** |
| **Float switch MS1 with 10 m cable** | Signal transmitters for aggressive fluids and fluids containing faeces up to a max. temperature of 80 °C. Switching: up “ON”/down “OFF”. | 2004593 | L | **132.–** |
| **Float switch WA65 with 5 m cable** | Signal transmitters for contaminated fluids without faeces with a maximum temperature of 60 °C. Switching: up “ON”/down “OFF”. | 503211390 | L | **94.–** |
| **Float switch WA65 with 10 m cable** | Signal transmitters for contaminated fluids without faeces with a maximum temperature of 60 °C. Switching: up “ON”/down “OFF”. | 503211893 | L | **179.–** |
| **Float switch WA65 with 20 m cable** | Signal transmitters for contaminated fluids without faeces with a maximum temperature of 60 °C. Switching: up “ON”/down “OFF”. | 2004431 | L | **267.–** |
| **Float switch WA65 with 30 m cable** | Signal transmitters for contaminated fluids without faeces with a maximum temperature of 60 °C. Switching: up “ON”/down “OFF”. | 2004432 | L | **363.–** |
| **1~230 VAC flash light** | Xenon flash light for wall fixation for indoor and outdoor areas. Light colour: Red, flash frequency: 0.75 Hz | 2551613 | C | **285.–** |
| **1~230 V signal horn** | Horn with bell for wall fixation for indoor and outdoor areas. Alarm signal via electromechanical noise generation with steel diaphragm (88 dBA). | 501459398 | L | **98.–** |
| **NiMh rechargeable battery, 9 V/200 mAh** | Rechargeable battery to be installed in the switchgears Wilo-control MS-L and EC-L for a mains-independent alarm | 2522850 | L | **28.–** |

**You can find more accessories at the end in the chapter Electric accessories!**
Attention: Switchgears are not protected against explosions and can be used only outside potentially explosive areas. If pumps are used within potentially explosive areas, onsite measures are required.

**Price group: PG14**

## Electrical accessories – level control with level sensor

Level measurement using a level sensor with various measurement ranges, including high water alarm and dry-running protection.

| Type | Description | Art. no. | | EUR |
|---|---|---|---|---|
| | | | 🚚 | |
| **EC-L-1x12A-MT34-DOL-WM** | Microcontroller-controlled switchgear with LC display and symbol-based menu navigation for level-dependent control of a submersible pump by means of float switches or level sensor. **Notice!** Printed installation and operating instructions have been enclosed with the product in the following languages: DE, EN, FR, PL, RU. All 28 language versions have been saved as PDF files on an enclosed USB pen drive. **A notebook or tablet may be required** for installing and commissioning. | 2543210 | L | **1,055.–** |
| **EC-L-1x12A-MT34-DOL-WM-EMS** | Microcontroller-controlled switchgear with LC display and symbol-based menu navigation for level-dependent control of a submersible pump by means of float switches or level sensor. WITHOUT main switch, mains isolator must be provided on-site! **Notice!** Printed installation and operating instructions have been enclosed with the product in the following languages: DE, EN, FR, PL, RU. All 28 language versions have been saved as PDF files on an enclosed USB pen drive. **A notebook or tablet may be required** for installing and commissioning. | 2543211 | L | **961.–** |
| **EC-L-2x12A-MT34-DOL-WM** | Microcontroller-controlled switchgear with LC display and symbol-based menu navigation for level-dependent control of submersible pumps by means of float switches or level sensor. **Notice!** Printed installation and operating instructions have been enclosed with the product in the following languages: DE, EN, FR, PL, RU. All 28 language versions have been saved as PDF files on an enclosed USB pen drive. **A notebook or tablet may be required** for installing and commissioning. | 2543220 | L | **1,668.–** |
| **EC-L-2x12A-MT34-DOL-WM-EMS** | Microcontroller-controlled switchgear with LC display and symbol-based menu navigation for level-dependent control of submersible pumps by means of float switches or level sensor. WITHOUT main switch, mains isolator must be provided on-site! **Notice!** Printed installation and operating instructions have been enclosed with the product in the following languages: DE, EN, FR, PL, RU. All 28 language versions have been saved as PDF files on an enclosed USB pen drive. **A notebook or tablet may be required** for installing and commissioning. | 2543221 | L | **1,466.–** |
| **EC-L-3x12A-MT34-DOL-WM** | Microcontroller-controlled switchgear with LCD display and symbol-based menu navigation for level-dependent control of three submersible pumps by means of a level sensor. **Notice!** Printed installation and operating instructions have been enclosed with the product in the following languages: DE, EN, FR, PL, RU. All 28 language versions have been saved as PDF files on an enclosed USB pen drive. **A notebook or tablet may be required** for installing and commissioning. | 2543230 | L | **2,434.–** |
| **Level sensor 0–1.0 mWS with 10 m cable** | Signal transmitter with ATEX approval for fluids containing faeces with a maximum temperature of 60 °C. Output signal: 4...20 mA | **6088842** | L | **511.–** |
| **Level sensor 0–1.0 mWS with 30 m cable** | Signal transmitter with ATEX approval for fluids containing faeces with a maximum temperature of 60 °C. Output signal: 4...20 mA | **6088841** | L | **603.–** |
| **Level sensor 0–1.0 mWS with 50 m cable** | Signal transmitter with ATEX approval for fluids containing faeces with a maximum temperature of 60 °C. Output signal: 4...20 mA | **6088840** | A | **730.–** |
| **Level sensor 0–2.5 mWS with 10 m cable** | Signal transmitter with ATEX approval for fluids containing faeces with a maximum temperature of 60 °C. Output signal: 4...20 mA | **6088839** | L | **511.–** |
| **Level sensor 0–2.5 mWS with 30 m cable** | Signal transmitter with ATEX approval for fluids containing faeces with a maximum temperature of 60 °C. Output signal: 4...20 mA | **6088837** | L | **603.–** |
| **Level sensor 0–2.5 mWS with 50 m cable** | Signal transmitter with ATEX approval for fluids containing faeces with a maximum temperature of 60 °C. Output signal: 4...20 mA | **6088836** | A | **730.–** |
| **Cable clamp** | For fixation of a signal transmitter in the pump chamber. The clamp is fixed in the pump chamber with a hook; the cable of the signal transmitter is clamped and fixed via the intrinsic weight of the signal transmitter. | 2519927 | L | **25.–** |
| **24 VDC flash light** | Xenon flash light for wall fixation for indoor and outdoor areas. Light colour: Red, flash frequency: 0.75 Hz | 2551612 | C | **311.–** |
| **1~230 VAC flash light** | Xenon flash light for wall fixation for indoor and outdoor areas. Light colour: Red, flash frequency: 0.75 Hz | 2551613 | C | **285.–** |

**You can find more accessories at the end in the chapter Electric accessories!**

Attention: Switchgears are not protected against explosions and can be used only outside potentially explosive areas. If pumps are used within potentially explosive areas, onsite measures are required.

**Price group: PG14**

## Electrical accessories – level control with level sensor

Level measurement using a level sensor with various measurement ranges, including high water alarm and dry-running protection.

| Type | Description | Art. no. | | EUR |
|---|---|---|---|---|
| **12 – 24 VDC signal horn** | Horn with bell for wall fixation for indoor and outdoor areas. Alarm signal via electromechanical noise generation with steel diaphragm (92 dBA). | 2017208 | L | **99.–** |
| **1~230 V signal horn** | Horn with bell for wall fixation for indoor and outdoor areas. Alarm signal via electromechanical noise generation with steel diaphragm (88 dBA). | 501459398 | L | **98.–** |
| **NiMh rechargeable battery, 9 V/200 mAh** | Rechargeable battery to be installed in the switchgears Wilo-control MS-L and EC-L for a mains-independent alarm | 2522850 | L | **28.–** |

**You can find more accessories at the end in the chapter Electric accessories!**
Attention: Switchgears are not protected against explosions and can be used only outside potentially explosive areas. If pumps are used within potentially explosive areas, onsite measures are required.

**Price group: PG14**

## Electrical accessories – mains-independent alarm signal

Alarm signal for detection of flooding in rooms and buildings. The alarm signal is acoustic, optical or wireless. In addition, other consumers can be controlled directly.

| Type | Description | Art. no. | | EUR |
|---|---|---|---|---|
| **DrainAlarm 2** | Network-independent alarm switchgear with optical and acoustic alarm signal and with a connection for one float switch. | 2545133 | L | **475.–** |
| **DrainAlarm GSM** | Network-independent alarm switchgear with optical, acoustic and wireless (per GSM) alarm signal and with a connection for one float switch. | 2542911 | L | **1,283.–** |
| **Float switch WA65 with 5 m cable** | Signal transmitters for contaminated fluids without faeces with a maximum temperature of 60 °C. Switching: up “ON”/down “OFF”. | 503211390 | L | **94.–** |
| **Float switch WA65 with 10 m cable** | Signal transmitters for contaminated fluids without faeces with a maximum temperature of 60 °C. Switching: up “ON”/down “OFF”. | 503211893 | L | **179.–** |
| **Float switch WA65 with 20 m cable** | Signal transmitters for contaminated fluids without faeces with a maximum temperature of 60 °C. Switching: up “ON”/down “OFF”. | 2004431 | L | **267.–** |
| **Float switch WA65 with 30 m cable** | Signal transmitters for contaminated fluids without faeces with a maximum temperature of 60 °C. Switching: up “ON”/down “OFF”. | 2004432 | L | **363.–** |
| **1~230 VAC flash light** | Xenon flash light for wall fixation for indoor and outdoor areas. Light colour: Red, flash frequency: 0.75 Hz | 2551613 | C | **285.–** |
| **1~230 V signal horn** | Horn with bell for wall fixation for indoor and outdoor areas. Alarm signal via electromechanical noise generation with steel diaphragm (88 dBA). | 501459398 | L | **98.–** |

**You can find more accessories at the end in the chapter Electric accessories!**
Attention: Switchgears are not protected against explosions and can be used only outside potentially explosive areas. If pumps are used within potentially explosive areas, onsite measures are required.



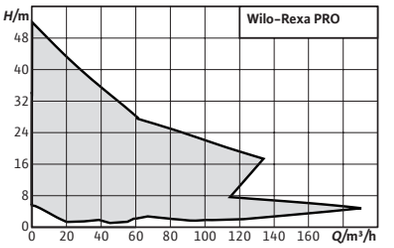


**Accessories** **Page**
Commissioning/maintenance 703

# Wilo-Rexa PRO

## Construction
Submersible sewage pump for continuous duty for stationary and portable wet well installation, as well as for stationary dry well installation.

## Application
Pumping of
- → Untreated sewage
- → Sewage containing faeces
- → Wastewater

## Scope of delivery
- → Submersible sewage pump with 10 m cable
- → Operating and maintenance manual

## Your advantages
- → Highly efficient thanks to efficiency-optimised, single-channel impellers
- → Reliable operation due to clogging-free vortex impellers.
- → Tested safety. Ex-rated in accordance with ATEX as standard
- → Energy-efficient IE3 motor technology available as an option

## Options
- → IE3 motors
- → PTC sensor for winding monitoring
- → Static gaskets made of FKM
- → Coating Ceram C0 for housing and impeller
- → Special voltages

**Ordering information DN50**

| Type | Pressure port | Rated power | Explosion protection ATEX | Mains connection | Free ball passage | Art. no. | Price group | | |
|---|---|---|---|---|---|---|---|---|---|
| | | $P_2$ kW | ATEX | | $l$ mm | | | | EUR |
| **Rexa PRO C05DA-322/ EAD1X2-T0011-540-O** | DN 50 | 1.1 | yes | 3~400 V, 50 Hz | 45 | 6076425 | PG8 | L | **1,614.-** |
| **Rexa PRO C05DA-322/ EAD0X2-M0011-523-O** | DN 50 | 1.1 | yes | 1~230 V, 50 Hz | 45 | 6076424 | PG8 | L | **1,902.-** |
| **Rexa PRO C05DA-324/ EAD1X2-T0011-540-O** | DN 50 | 1.1 | yes | 3~400 V, 50 Hz | 45 | 6076427 | PG8 | L | **1,674.-** |
| **Rexa PRO C05DA-324/ EAD0X2-M0011-523-O** | DN 50 | 1.1 | yes | 1~230 V, 50 Hz | 45 | 6076426 | PG8 | C | **1,999.-** |
| **Rexa PRO C05DA-326/ EAD1X2-T0015-540-O** | DN 50 | 1.5 | yes | 3~400 V, 50 Hz | 45 | 6076429 | PG8 | L | **1,744.-** |

= ready for delivery, L = supply availability, C = approx. 2 weeks, K = approx. 4 weeks, AX = up to 16 weeks delivery time, please inquire for every order, A = on request, = please contact Wilo
Subject to change – all prices do not include VAT. Our General Terms of Delivery and Service apply (see www.wilo.com/legal) – valid from 01/01/2022 in Germany.

**Rexa PRO**

## Ordering information DN50

| Type | Pressure port | Rated power | Explosion protection ATEX | Mains connection | Free ball passage | Art. no. | Price group | | |
|---|---|---|---|---|---|---|---|---|---|
| | | $P_2$ kW | ATEX | | $l$ mm | | | | EUR |
| **Rexa PRO C05DA-326/ EAD0X2-M0015-523-O** | DN 50 | 1.5 | yes | 1~230 V, 50 Hz | 45 | 6076428 | PG8 | C | **2,162.–** |
| **Rexa PRO C05DA-328/ EAD1X2-T0025-540-O** | DN 50 | 2.5 | yes | 3~400 V, 50 Hz | 45 | 6076430 | PG8 | L | **1,882.–** |
| **Rexa PRO C05DA-329/ EAD1X2-T0025-540-O** | DN 50 | 2.5 | yes | 3~400 V, 50 Hz | 45 | 6076431 | PG8 | L | **1,935.–** |
| **Rexa PRO V05DA-122/ EAD1X2-T0011-540-O** | DN 50 | 1.1 | yes | 3~400 V, 50 Hz | 50 | 6064719 | PG8 | L | **1,523.–** |
| **Rexa PRO V05DA-122/ EAD0X2-M0011-523-O** | DN 50 | 1.1 | yes | 1~230 V, 50 Hz | 50 | 6064718 | PG8 | C | **1,833.–** |
| **Rexa PRO V05DA-124/ EAD1X2-T0011-540-O** | DN 50 | 1.1 | yes | 3~400 V, 50 Hz | 50 | 6064721 | PG8 | L | **1,587.–** |
| **Rexa PRO V05DA-124/ EAD0X2-M0011-523-O** | DN 50 | 1.1 | yes | 1~230 V, 50 Hz | 50 | 6064720 | PG8 | L | **1,918.–** |
| **Rexa PRO V05DA-126/ EAD1X2-T0015-540-O** | DN 50 | 1.5 | yes | 3~400 V, 50 Hz | 50 | 6064723 | PG8 | L | **1,638.–** |
| **Rexa PRO V05DA-126/ EAD0X2-M0015-523-O** | DN 50 | 1.5 | yes | 1~230 V, 50 Hz | 50 | 6064722 | PG8 | C | **2,092.–** |
| **Rexa PRO V05DA-222/ EAD1X2-T0025-540-O** | DN 50 | 2.5 | yes | 3~400 V, 50 Hz | 50 | 6064724 | PG8 | L | **1,930.–** |
| **Rexa PRO V05DA-224/ EAD1X2-T0025-540-O** | DN 50 | 2.5 | yes | 3~400 V, 50 Hz | 50 | 6064725 | PG8 | L | **1,966.–** |
| **Rexa PRO V05DA-226/ EAD1X2-T0039-540-O** | DN 50 | 3.9 | yes | 3~400 V, 50 Hz | 50 | 6064726 | PG8 | L | **2,207.–** |
| **Rexa PRO V05DA-228/ EAD1X2-T0039-540-O** | DN 50 | 3.9 | yes | 3~400 V, 50 Hz | 50 | 6064727 | PG8 | L | **2,247.–** |
| **Rexa PRO V05DA-323/ EAD0X2-T0068-540-O** | DN 50 | 6.75 | yes | 3~400 V, 50 Hz | 50 | 6082575 | PG8 | L | **3,661.–** |
| **Rexa PRO V05DA-324/ EAD0X2-T0105-540-O** | DN 50 | 10.5 | yes | 3~400 V, 50 Hz | 50 | 6082576 | PG8 | L | **3,984.–** |
| **Rexa PRO V05DA-325/ EAD0X2-T0105-540-O** | DN 50 | 10.5 | yes | 3~400 V, 50 Hz | 50 | 6082577 | PG8 | L | **4,027.–** |
| **Rexa PRO V05DA-326/ EAD0X2-T0105-540-O** | DN 50 | 10.5 | yes | 3~400 V, 50 Hz | 50 | 6082578 | PG8 | L | **4,070.–** |
| **Rexa PRO V05DA-328/ EAD0X2-T0105-540-O** | DN 50 | 10.5 | yes | 3~400 V, 50 Hz | 50 | 6082579 | PG8 | L | **4,113.–** |

## Ordering information DN65

| Type | Pressure port | Rated power | Explosion protection ATEX | Mains connection | Free ball passage | Art. no. | Price group | | |
|---|---|---|---|---|---|---|---|---|---|
| | | $P_2$ kW | ATEX | | $l$ mm | | | | EUR |
| **Rexa PRO C06DA-342/ EAD1X2-T0025-540-O** | DN 65/80 | 2.5 | yes | 3~400 V, 50 Hz | 45 | 6077700 | PG8 | C | **2,019.–** |
| **Rexa PRO C06DA-344/ EAD1X2-T0025-540-O** | DN 65/80 | 2.5 | yes | 3~400 V, 50 Hz | 45 | 6077701 | PG8 | L | **2,058.–** |
| **Rexa PRO C06DA-345/ EAD1X2-T0025-540-O** | DN 65/80 | 2.5 | yes | 3~400 V, 50 Hz | 45 | 6077702 | PG8 | L | **2,098.–** |
| **Rexa PRO C06DA-346/ EAD1X2-T0039-540-O** | DN 65/80 | 3.9 | yes | 3~400 V, 50 Hz | 45 | 6077703 | PG8 | L | **2,243.–** |
| **Rexa PRO C06DA-348/ EAD1X2-T0039-540-O** | DN 65/80 | 3.9 | yes | 3~400 V, 50 Hz | 45 | 6077704 | PG8 | L | **2,283.–** |

= ready for delivery, L = supply availability, C = approx. 2 weeks, K = approx. 4 weeks, AX = up to 16 weeks delivery time, please inquire for every order, A = on request, = please contact Wilo
Subject to change – all prices do not include VAT. Our General Terms of Delivery and Service apply (see www.wilo.com/legal) – valid from 01/01/2022 in Germany.

## Ordering information DN65

| Type | Pressure port | Rated power | Explosion protection ATEX | Mains connection | Free ball passage | Art. no. | Price group | | |
|---|---|---|---|---|---|---|---|---|---|
| | | $P_2$ kW | ATEX | | $l$ mm | | | | EUR |
| **Rexa PRO C06DA-349/ EAD1X2-T0039-540-O** | DN 65/80 | 3.9 | yes | 3~400 V, 50 Hz | 45 | 6077705 | PG8 | L | **2,320.–** |
| **Rexa PRO V06DA-212/ EAD1X2-T0011-540-O** | DN 65/80 | 1.1 | yes | 3~400 V, 50 Hz | 65 | 6064729 | PG8 | L | **1,826.–** |
| **Rexa PRO V06DA-212/ EAD0X2-M0011-523-O** | DN 65/80 | 1.1 | yes | 1~230 V, 50 Hz | 65 | 6064728 | PG8 | C | **2,194.–** |
| **Rexa PRO V06DA-214/ EAD1X2-T0015-540-O** | DN 65/80 | 1.5 | yes | 3~400 V, 50 Hz | 65 | 6064731 | PG8 | L | **1,901.–** |
| **Rexa PRO V06DA-214/ EAD0X2-M0015-523-O** | DN 65/80 | 1.5 | yes | 1~230 V, 50 Hz | 65 | 6064730 | PG8 | C | **2,227.–** |
| **Rexa PRO V06DA-216/ EAD1X2-T0025-540-O** | DN 65/80 | 2.5 | yes | 3~400 V, 50 Hz | 65 | 6064732 | PG8 | L | **2,094.–** |
| **Rexa PRO V06DA-222/ EAD1X2-T0039-540-O** | DN 65/80 | 3.9 | yes | 3~400 V, 50 Hz | 65 | 6064733 | PG8 | L | **2,251.–** |
| **Rexa PRO V06DA-224/ EAD1X2-T0039-540-O** | DN 65/80 | 3.9 | yes | 3~400 V, 50 Hz | 65 | 6064734 | PG8 | L | **2,311.–** |
| **Rexa PRO V06DA-622/ EAD1X4-T0011-540-O** | DN 65/80 | 1.1 | yes | 3~400 V, 50 Hz | 65 | 6064736 | PG8 | L | **2,059.–** |
| **Rexa PRO V06DA-622/ EAD0X4-M0011-523-O** | DN 65/80 | 1.1 | yes | 1~230 V, 50 Hz | 65 | 6064735 | PG8 | C | **2,345.–** |
| **Rexa PRO V06DA-623/ EAD1X4-T0015-540-O** | DN 65/80 | 1.5 | yes | 3~400 V, 50 Hz | 65 | 6064738 | PG8 | L | **2,096.–** |
| **Rexa PRO V06DA-623/ EAD0X4-M0015-523-O** | DN 65/80 | 1.5 | yes | 1~230 V, 50 Hz | 65 | 6064737 | PG8 | K | **2,384.–** |
| **Rexa PRO V06DA-625/ EAD1X4-T0015-540-O** | DN 65/80 | 1.5 | yes | 3~400 V, 50 Hz | 65 | 6064740 | PG8 | L | **2,167.–** |
| **Rexa PRO V06DA-625/ EAD0X4-M0015-523-O** | DN 65/80 | 1.5 | yes | 1~230 V, 50 Hz | 65 | 6064739 | PG8 | C | **2,460.–** |
| **Rexa PRO V06DA-626/ EAD1X4-T0025-540-O** | DN 65/80 | 2.5 | yes | 3~400 V, 50 Hz | 65 | 6064741 | PG8 | L | **2,235.–** |
| **Rexa PRO V06DA-628/ EAD1X4-T0025-540-O** | DN 65/80 | 2.5 | yes | 3~400 V, 50 Hz | 65 | 6064742 | PG8 | L | **2,288.–** |

## Ordering information DN80

| Type | Pressure port | Rated power | Explosion protection ATEX | Mains connection | Free ball passage | Art. no. | Price group | | |
|---|---|---|---|---|---|---|---|---|---|
| | | $P_2$ kW | ATEX | | $l$ mm | | | | EUR |
| **Rexa PRO C08DA-412/ EAD1X2-T0011-540-O** | DN 80 | 1.1 | yes | 3~400 V, 50 Hz | 55 | 6078833 | PG8 | L | **1,853.–** |
| **Rexa PRO C08DA-412/ EAD0X2-M0011-523-O** | DN 80 | 1.1 | yes | 1~230 V, 50 Hz | 55 | 6078834 | PG8 | C | **2,390.–** |
| **Rexa PRO C08DA-413/ EAD1X2-T0015-540-O** | DN 80 | 1.5 | yes | 3~400 V, 50 Hz | 55 | 6078835 | PG8 | L | **1,894.–** |
| **Rexa PRO C08DA-413/ EAD0X2-M0015-523-O** | DN 80 | 1.5 | yes | 1~230 V, 50 Hz | 55 | 6078836 | PG8 | C | **2,429.–** |
| **Rexa PRO C08DA-415/ EAD1X2-T0025-540-O** | DN 80 | 2.5 | yes | 3~400 V, 50 Hz | 55 | 6078837 | PG8 | L | **2,016.–** |
| **Rexa PRO C08DA-417/ EAD1X4-T0011-540-O** | DN 80 | 1.1 | yes | 3~400 V, 50 Hz | 55 | 6078838 | PG8 | C | **2,078.–** |
| **Rexa PRO C08DA-417/ EAD0X4-M0011-523-O** | DN 80 | 1.1 | yes | 1~230 V, 50 Hz | 55 | 6078839 | PG8 | K | **2,550.–** |

= ready for delivery, L = supply availability, C = approx. 2 weeks, K = approx. 4 weeks, AX = up to 16 weeks delivery time, please inquire for every order, A = on request, = please contact Wilo
Subject to change – all prices do not include VAT. Our General Terms of Delivery and Service apply (see www.wilo.com/legal) – valid from 01/01/2022 in Germany.

| Ordering information DN80 | | | | | | | | | |
|---|---|---|---|---|---|---|---|---|---|
| **Type** | **Pressure port** | **Rated power** | **Explosion protection ATEX** | **Mains connection** | **Free ball passage** | **Art. no.** | **Price group** | | |
| | | $P_2$ kW | *ATEX* | | $l$ mm | | | | EUR |
| **Rexa PRO C08DA-418/ EAD1X4-T0015-540-O** | DN 80 | 1.5 | yes | 3~400 V, 50 Hz | 55 | 6078840 | PG8 | L | **2,117.–** |
| **Rexa PRO C08DA-418/ EAD0X4-M0015-523-O** | DN 80 | 1.5 | yes | 1~230 V, 50 Hz | 55 | 6078841 | PG8 | K | **2,592.–** |
| **Rexa PRO C08DA-432/ EAD1X2-T0025-540-O** | DN 80 | 2.5 | yes | 3~400 V, 50 Hz | 65 | 6078110 | PG8 | L | **2,215.–** |
| **Rexa PRO C08DA-433/ EAD1X2-T0025-540-O** | DN 80 | 2.5 | yes | 3~400 V, 50 Hz | 65 | 6078111 | PG8 | L | **2,252.–** |
| **Rexa PRO C08DA-434/ EAD1X2-T0039-540-O** | DN 80 | 3.9 | yes | 3~400 V, 50 Hz | 65 | 6078112 | PG8 | L | **2,482.–** |
| **Rexa PRO C08DA-435/ EAD1X2-T0039-540-O** | DN 80 | 3.9 | yes | 3~400 V, 50 Hz | 65 | 6078113 | PG8 | L | **2,519.–** |
| **Rexa PRO C08DA-436/ EAD1X2-T0050-540-O** | DN 80 | 5 | yes | 3~400 V, 50 Hz | 65 | 6078153 | PG8 | L | **2,661.–** |
| **Rexa PRO C08DA-437/ EAD1X2-T0050-540-O** | DN 80 | 5 | yes | 3~400 V, 50 Hz | 65 | 6078154 | PG8 | L | **2,702.–** |
| **Rexa PRO V08DA-243/ EAD0X2-T0068-540-O** | DN 80/100 | 6.75 | yes | 3~400 V, 50 Hz | 80 | 6082820 | PG8 | L | **3,755.–** |
| **Rexa PRO V08DA-244/ EAD0X2-T0105-540-O** | DN 80/100 | 10.5 | yes | 3~400 V, 50 Hz | 80 | 6082821 | PG8 | L | **4,085.–** |
| **Rexa PRO V08DA-245/ EAD0X2-T0105-540-O** | DN 80/100 | 10.5 | yes | 3~400 V, 50 Hz | 80 | 6082822 | PG8 | L | **4,135.–** |
| **Rexa PRO V08DA-246/ EAD0X2-T0105-540-O** | DN 80/100 | 10.5 | yes | 3~400 V, 50 Hz | 80 | 6082823 | PG8 | L | **4,186.–** |
| **Rexa PRO V08DA-248/ EAD0X2-T0105-540-O** | DN 80/100 | 10.5 | yes | 3~400 V, 50 Hz | 80 | 6082824 | PG8 | L | **4,237.–** |
| **Rexa PRO V08DA-423/ EAD1X4-T0011-540-O** | DN 80/100 | 1.1 | yes | 3~400 V, 50 Hz | 80 | 6065934 | PG8 | L | **2,234.–** |
| **Rexa PRO V08DA-423/ EAD0X4-M0011-523-O** | DN 80/100 | 1.1 | yes | 1~230 V, 50 Hz | 80 | 6065933 | PG8 | K | **2,566.–** |
| **Rexa PRO V08DA-424/ EAD1X4-T0011-540-O** | DN 80/100 | 1.1 | yes | 3~400 V, 50 Hz | 80 | 6065936 | PG8 | L | **2,264.–** |
| **Rexa PRO V08DA-424/ EAD0X4-M0011-523-O** | DN 80/100 | 1.1 | yes | 1~230 V, 50 Hz | 80 | 6065935 | PG8 | C | **2,602.–** |
| **Rexa PRO V08DA-426/ EAD1X4-T0015-540-O** | DN 80/100 | 1.5 | yes | 3~400 V, 50 Hz | 80 | 6065938 | PG8 | L | **2,300.–** |
| **Rexa PRO V08DA-426/ EAD0X4-M0015-523-O** | DN 80/100 | 1.5 | yes | 1~230 V, 50 Hz | 80 | 6065937 | PG8 | K | **2,632.–** |
| **Rexa PRO V08DA-428/ EAD1X4-T0025-540-O** | DN 80/100 | 2.5 | yes | 3~400 V, 50 Hz | 80 | 6065939 | PG8 | L | **2,396.–** |
| **Rexa PRO V08DA-524/ EAD0X4-T0035-540-O** | DN 80/100 | 3.45 | yes | 3~400 V, 50 Hz | 80 | 6065941 | PG8 | L | **2,576.–** |
| **Rexa PRO V08DA-526/ EAD0X4-T0035-540-O** | DN 80/100 | 3.45 | yes | 3~400 V, 50 Hz | 80 | 6065942 | PG8 | L | **2,634.–** |
| **Rexa PRO V08DA-526/ EAD0X4-T0045-540-O** | DN 80/100 | 4.5 | yes | 3~400 V, 50 Hz | 80 | 6073819 | PG8 | L | **2,861.–** |
| **Rexa PRO V08DA-528/ EAD0X4-T0045-540-O** | DN 80/100 | 4.5 | yes | 3~400 V, 50 Hz | 80 | 6073820 | PG8 | L | **2,909.–** |
| **Rexa PRO V08DA-528/ EAD0X4-T0065-540-O** | DN 80/100 | 6.5 | yes | 3~400 V, 50 Hz | 80 | 6073801 | PG8 | L | **3,123.–** |

= ready for delivery, L = supply availability, C = approx. 2 weeks, K = approx. 4 weeks, AX = up to 16 weeks delivery time, please inquire for every order, A = on request, = please contact Wilo
Subject to change – all prices do not include VAT. Our General Terms of Delivery and Service apply (see www.wilo.com/legal) – valid from 01/01/2022 in Germany.

## Ordering information DN100

| Type | Pressure port | Rated power | Explosion protection ATEX | Mains connection | Free ball passage | Art. no. | Price group | | |
|---|---|---|---|---|---|---|---|---|---|
| | | $P_2$ kW | ATEX | | $l$ mm | | | | EUR |
| **Rexa PRO C10DA-512/ EAD1X4-T0011-540-O** | DN 100 | 1.1 | yes | 3~400 V, 50 Hz | 100 | 6076767 | PG8 | C | **2,853.–** |
| **Rexa PRO C10DA-512/ EAD0X4-M0011-523-O** | DN 100 | 1.5 | yes | 1~230 V, 50 Hz | 100 | 6076766 | PG8 | K | **3,437.–** |
| **Rexa PRO C10DA-513/ EAD1X4-T0015-540-O** | DN 100 | 1.5 | yes | 3~400 V, 50 Hz | 100 | 6076769 | PG8 | L | **2,889.–** |
| **Rexa PRO C10DA-513/ EAD0X4-M0015-523-O** | DN 100 | 1.1 | yes | 1~230 V, 50 Hz | 100 | 6076768 | PG8 | K | **3,472.–** |
| **Rexa PRO C10DA-514/ EAD1X4-T0025-540-O** | DN 100 | 2.5 | yes | 3~400 V, 50 Hz | 100 | 6076770 | PG8 | L | **3,014.–** |
| **Rexa PRO C10DA-516/ EAD0X4-T0035-540-O** | DN 100 | 3.45 | yes | 3~400 V, 50 Hz | 100 | 6076771 | PG8 | L | **3,145.–** |
| **Rexa PRO C10DA-518/ EAD0X4-T0035-540-O** | DN 100 | 3.45 | yes | 3~400 V, 50 Hz | 100 | 6076772 | PG8 | L | **3,183.–** |
| **Rexa PRO C10DA-518/ EAD0X4-T0045-540-O** | DN 100 | 4.5 | yes | 3~400 V, 50 Hz | 100 | 6076773 | PG8 | L | **3,529.–** |
| **Rexa PRO V10DA-422/ EAD1X4-T0015-540-O** | DN 100 | 1.5 | yes | 3~400 V, 50 Hz | 100 | 6081910 | PG8 | L | **2,483.–** |
| **Rexa PRO V10DA-424/ EAD1X4-T0025-540-O** | DN 100 | 2.5 | yes | 3~400 V, 50 Hz | 100 | 6081911 | PG8 | L | **2,579.–** |
| **Rexa PRO V10DA-425/ EAD1X4-T0025-540-O** | DN 100 | 2.5 | yes | 3~400 V, 50 Hz | 100 | 6081912 | PG8 | L | **2,644.–** |
| **Rexa PRO V10DA-426/ EAD0X4-T0035-540-O** | DN 100 | 3.45 | yes | 3~400 V, 50 Hz | 100 | 6081913 | PG8 | L | **2,758.–** |
| **Rexa PRO V10DA-428/ EAD0X4-T0035-540-O** | DN 100 | 3.45 | yes | 3~400 V, 50 Hz | 100 | 6081914 | PG8 | C | **2,816.–** |
| **Rexa PRO V10DA-428/ EAD0X4-T0045-540-O** | DN 100 | 4.5 | yes | 3~400 V, 50 Hz | 100 | 6081915 | PG8 | L | **3,093.–** |

## Installation drawing stationary wet well installation

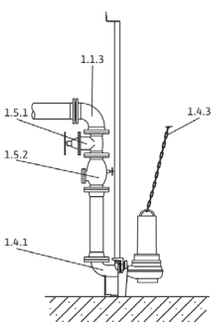


| | |
|---|---|
| 1.1.3 | 90° pipe bend |
| 1.4.1 | Suspension unit |
| 1.4.3 | Chain |
| 1.5.1 | Shut-off valve |
| 1.5.2 | Non-return valve |

= ready for delivery, L = supply availability, C = approx. 2 weeks, K = approx. 4 weeks, AX = up to 16 weeks delivery time, please inquire for every order, A = on request, = please contact Wilo
Subject to change – all prices do not include VAT. Our General Terms of Delivery and Service apply (see www.wilo.com/legal) – valid from 01/01/2022 in Germany.

**Price group: PG14**

**Accessories for stationary wet well installation DN50**

| Type | Reference number | Description | Art. no. | | EUR |
|---|---|---|---|---|---|
| **Suspension unit DN 50/2RK** | 1.4.1 | For 2-pipe guide of EN-GJL-250, cataphoretic-coated, with free passage in DN 50, coupling base with 90° pipe elbow, including coupling connection, guide pipe bracket of stainless steel for pump chamber fixation, profile joint and installation accessories; two guide pipes (26.9 x 2 mm) are to be provided by the customer! | 6070146 | L | **336.–** |
| **Non-return valve DN 50** | 1.5.2 | made of EN-GJL-250, according to DIN EN 12050-4, including 1 set mounting accessories | 2017166 | L | **300.–** |
| **Gate valve DN 50, EN-GJL-250** | 1.5.1 | made of EN-GJL-250, including 1 set mounting accessories | 2017160 | L | **212.–** |
| **90° pipe elbow DN 50** | 1.1.3 | Made of EN-GJS-400-15, with 2 flanges, including 1 set installation accessories | 2018053 | L | **213.–** |
| **Y-piece DN 50** | 1.1.5 | Made of steel, galvanised, PN 10/16 flanges in accordance with DIN 2501 with 2 sets of installation accessories | 2019042 | L | **475.–** |
| **Mounting accessories DN 40/50/65, PN 10** | 1.4.12 | For one flange connection, with screws, nuts and flat gasket | 6076963 | L | **28.–** |
| **Guide pipe Ø26.9x2mm 6m 1.4301** | 1.4.15 | Guide pipe suitable for use with the suspension unit. Safe guide of the pump to the coupling connection. The number depends on the suspension unit. | 6049244 | L | **108.–** |
| **Guide pipe Ø26.9x2mm 6m 1.4571** | 1.4.15 | Guide pipe suitable for use with the suspension unit. Safe guide of the pump to the coupling connection. The number depends on the suspension unit. | 6049245 | L | **220.–** |
| **Guide pipe bracket DN 50 for GG pipe** | 1.4.1 | for 2-pipe guide, of stainless steel, for pipe attachment on a cast-iron pipe, including mounting accessories | 6066851 | L | **81.–** |
| **Guide pipe bracket DN 50 for ST pipe** | 1.4.1 | for 2-pipe guide, of stainless steel, for pipe attachment on a steel pipe, including mounting accessories | 6061084 | L | **81.–** |
| **Bracket for guide pipe extension DN 50 for GG pipe** | 1.4.1 | for 2-pipe guide, of stainless steel, for pipe attachment on a cast-iron pipe, including mounting accessories | 6066852 | A | **108.–** |
| **Bracket for guide pipe extension DN 50 for ST pipe** | 1.4.1 | for 2-pipe guide, of stainless steel, for pipe attachment on a steel pipe, including mounting accessories | 6066846 | A | **106.–** |
| **Sling chain kit PCS-CE, galvanised steel, 400 kg, 3 m** | 1.4.3 | Sling chain for raising, lowering and transporting pumps; incl. 2 shackles; without connecting links for suspension. | 6063139 | L | **113.–** |
| **Sling chain kit PCS-CE, galvanised steel, 400 kg, 5 m** | 1.4.3 | As chain sling with 2 shackles in galvanised steel. Bearing capacity: 400 kg | 6063140 | L | **172.–** |
| **Sling chain kit PCS-CE, galvanised steel, 400 kg, 10 m** | 1.4.3 | As chain sling with 2 shackles in galvanised steel. Bearing capacity: 400 kg | 6063142 | L | **320.–** |
| **Sling chain kit PCS-CE, stainless steel, 400 kg, 3 m** | 1.4.3 | Sling chain for raising, lowering and transporting pumps; incl. 2 shackles; without connecting links for suspension. | 6063135 | L | **336.–** |
| **Sling chain kit PCS-CE, stainless steel, 400 kg, 5 m** | 1.4.3 | As chain sling with 2 shackles in 1.4401 stainless steel. Bearing capacity: 400 kg | 6063136 | L | **473.–** |
| **Sling chain kit PCS-CE, stainless steel, 400 kg, 10 m** | 1.4.3 | As chain sling with 2 shackles in 1.4401 stainless steel. Bearing capacity: 400 kg | 6063138 | L | **747.–** |



= ready for delivery, L = supply availability, C = approx. 2 weeks, K = approx. 4 weeks, AX = up to 16 weeks delivery time, please inquire for every order, A = on request, = please contact Wilo
Subject to change – all prices do not include VAT. Our General Terms of Delivery and Service apply (see www.wilo.com/legal) – valid from 01/01/2022 in Germany.

**Price group: PG14**

**Accessories for stationary wet well installation DN65**

| Type | Reference number | Description | Art. no. | | |
|---|---|---|---|---|---|
| | | | | 🚚 | EUR |
| **Suspension unit DN 65/2RK** | 1.4.1 | For 2-pipe guide of EN-GJL-250, cataphoretic-coated, with free passage in DN 65, coupling base with 90° pipe elbow, including coupling connection, guide pipe bracket of stainless steel for pump chamber fixation, profile joint and installation accessories; 2 guide pipes (26.9 x 2 mm) are to be provided by the customer! | 6070150 | L | **368.–** |
| **Non-return valve DN 65** | 1.5.2 | made of EN-GJL-250, according to DIN EN 12050-4, including 1 set mounting accessories | 2017167 | L | **343.–** |
| **Gate valve DN 65, EN-GJL-250** | 1.5.1 | made of EN-GJL-250, including 1 set mounting accessories | 2017161 | L | **252.–** |
| **90° pipe elbow DN 65** | 1.1.3 | Made of EN-GJS-400-15, with 2 flanges, including 1 set installation accessories | 2017183 | L | **217.–** |
| **Y-piece DN 65** | 1.1.5 | Made of steel, galvanised, PN 10/16 flanges in accordance with DIN 2501 with 2 sets of installation accessories | 2017178 | L | **554.–** |
| **Mounting accessories DN 40/50/65, PN 10** | 1.4.12 | For one flange connection, with screws, nuts and flat gasket | 6076963 | L | **28.–** |
| **Guide pipe Ø26.9x2mm 6m 1.4301** | 1.4.15 | Guide pipe suitable for use with the suspension unit. Safe guide of the pump to the coupling connection. The number depends on the suspension unit. | 6049244 | L | **108.–** |
| **Guide pipe Ø26.9x2mm 6m 1.4571** | 1.4.15 | Guide pipe suitable for use with the suspension unit. Safe guide of the pump to the coupling connection. The number depends on the suspension unit. | 6049245 | L | **220.–** |
| **Guide pipe bracket DN 65 for GG pipe** | 1.4.1 | for 2-pipe guide, of stainless steel, for pipe attachment on a cast-iron pipe, including mounting accessories | 6066847 | A | **110.–** |
| **Guide pipe bracket DN 65 for ST pipe** | 1.4.1 | for 2-pipe guide, of stainless steel, for pipe attachment on a steel pipe, including mounting accessories | 6066848 | L | **110.–** |
| **Bracket for guide pipe extension DN 65 for GG pipe** | 1.4.1 | for 2-pipe guide, of stainless steel, for pipe attachment on a cast-iron pipe, including mounting accessories | 6066849 | A | **133.–** |
| **Bracket for guide pipe extension DN 65 for ST pipe** | 1.4.1 | for 2-pipe guide, of stainless steel, for pipe attachment on a steel pipe, including mounting accessories | 6066850 | K | **133.–** |
| **Sling chain kit PCS-CE, galvanised steel, 400 kg, 3 m** | 1.4.3 | Sling chain for raising, lowering and transporting pumps; incl. 2 shackles; without connecting links for suspension. | 6063139 | L | **113.–** |
| **Sling chain kit PCS-CE, galvanised steel, 400 kg, 5 m** | 1.4.3 | As chain sling with 2 shackles in galvanised steel. Bearing capacity: 400 kg | 6063140 | L | **172.–** |
| **Sling chain kit PCS-CE, galvanised steel, 400 kg, 10 m** | 1.4.3 | As chain sling with 2 shackles in galvanised steel. Bearing capacity: 400 kg | 6063142 | L | **320.–** |
| **Sling chain kit PCS-CE, stainless steel, 400 kg, 3 m** | 1.4.3 | Sling chain for raising, lowering and transporting pumps; incl. 2 shackles; without connecting links for suspension. | 6063135 | L | **336.–** |
| **Sling chain kit PCS-CE, stainless steel, 400 kg, 5 m** | 1.4.3 | As chain sling with 2 shackles in 1.4401 stainless steel. Bearing capacity: 400 kg | 6063136 | L | **473.–** |
| **Sling chain kit PCS-CE, stainless steel, 400 kg, 10 m** | 1.4.3 | As chain sling with 2 shackles in 1.4401 stainless steel. Bearing capacity: 400 kg | 6063138 | L | **747.–** |

Price group: PG14

## Accessories for stationary wet well installation DN80

| Type | Reference number | Description | Art. no. | | |
|---|---|---|---|---|---|
| | | | | | EUR |
| **Suspension unit DN 80/2RK** | 1.4.1 | Made of EN-GJL-250, painted, with free passage in DN 80, foot elbow including pump holder, profile joint, installation and floor fixation accessories and double-pipe guide pipe bracket (42.4x2 mm) without guide pipes. | 6082333 | L | **368.–** |
| **Non-return valve DN 80** | 1.5.2 | made of EN-GJL-250, according to DIN EN 12050-4, including 1 set mounting accessories | 2017168 | L | **385.–** |
| **Gate valve DN 80, EN-GJL-250** | 1.5.1 | made of EN-GJL-250, including 1 set mounting accessories | 2017162 | L | **347.–** |
| **90° pipe elbow DN 80** | 1.1.3 | Made of EN-GJS-400-15, with 2 flanges, including 1 set installation accessories | 2012064 | L | **235.–** |
| **Y-piece DN 80** | 1.1.5 | Made of steel, galvanised, PN 10/16 flanges in accordance with DIN 2501 with 2 sets of installation accessories | 2017179 | L | **851.–** |
| **Mounting accessories DN 80/100, PN 10** | 1.4.12 | For one flange connection, with screws, nuts and flat gasket | 6077521 | L | **31.–** |
| **Guide pipe Ø42.4x2mm 6m 1.4301** | 1.4.15 | Guide pipe suitable for use with the suspension unit. Safe guide of the pump to the coupling connection. The number depends on the suspension unit. | 6031565 | L | **150.–** |
| **Guide pipe Ø42.4x2mm 6m 1.4571** | 1.4.15 | Guide pipe suitable for use with the suspension unit. Safe guide of the pump to the coupling connection. The number depends on the suspension unit. | 6031566 | L | **263.–** |
| **Sling chain kit PCS-CE, galvanised steel, 400 kg, 3 m** | 1.4.3 | Sling chain for raising, lowering and transporting pumps; incl. 2 shackles; without connecting links for suspension. | 6063139 | L | **113.–** |
| **Sling chain kit PCS-CE, galvanised steel, 400 kg, 5 m** | 1.4.3 | As chain sling with 2 shackles in galvanised steel. Bearing capacity: 400 kg | 6063140 | L | **172.–** |
| **Sling chain kit PCS-CE, galvanised steel, 400 kg, 10 m** | 1.4.3 | As chain sling with 2 shackles in galvanised steel. Bearing capacity: 400 kg | 6063142 | L | **320.–** |
| **Sling chain kit PCS-CE, stainless steel, 400 kg, 3 m** | 1.4.3 | Sling chain for raising, lowering and transporting pumps; incl. 2 shackles; without connecting links for suspension. | 6063135 | L | **336.–** |
| **Sling chain kit PCS-CE, stainless steel, 400 kg, 5 m** | 1.4.3 | As chain sling with 2 shackles in 1.4401 stainless steel. Bearing capacity: 400 kg | 6063136 | L | **473.–** |
| **Sling chain kit PCS-CE, stainless steel, 400 kg, 10 m** | 1.4.3 | As chain sling with 2 shackles in 1.4401 stainless steel. Bearing capacity: 400 kg | 6063138 | L | **747.–** |

Price group: PG14

## Accessories for stationary wet well installation DN100

| Type | Reference number | Description | Art. no. | | |
|---|---|---|---|---|---|
| | | | | | EUR |
| **Suspension unit DN 100/2RK** | 1.4.1 | Made of EN-GJL-250, painted, with free passage in DN 100, foot elbow including pump holder, profile joint, installation and floor fixation accessories and double-pipe guide pipe bracket (42.4x2 mm) without guide pipes. | 6082336 | L | **526.–** |
| **Non-return valve DN 100** | 1.5.2 | made of EN-GJL-250, according to DIN EN 12050-4, including 1 set mounting accessories | 2017169 | L | **461.–** |
| **Gate valve DN 100, EN-GJL-250** | 1.5.1 | made of EN-GJL-250, including 1 set mounting accessories | 2017163 | L | **410.–** |
| **90° pipe elbow DN 100** | 1.1.3 | Made of EN-GJS-400-15, with 2 flanges, including 1 set installation accessories | 2004669 | L | **283.–** |
| **Y-piece DN 100** | 1.1.5 | Made of steel, galvanised, PN 10/16 flanges in accordance with DIN 2501 with 2 sets of installation accessories | 2017180 | L | **1,016.–** |
| **Guide pipe Ø42.4x2mm 6m 1.4301** | 1.4.15 | Guide pipe suitable for use with the suspension unit. Safe guide of the pump to the coupling connection. The number depends on the suspension unit. | 6031565 | L | **150.–** |

= ready for delivery, L = supply availability, C = approx. 2 weeks, K = approx. 4 weeks, AX = up to 16 weeks delivery time, please inquire for every order, A = on request, = please contact Wilo
Subject to change – all prices do not include VAT. Our General Terms of Delivery and Service apply (see www.wilo.com/legal) – valid from 01/01/2022 in Germany.

**Price group: PG14**

## Accessories for stationary wet well installation DN100

| Type | Reference number | Description | Art. no. | | EUR |
|---|---|---|---|---|---|
| **Guide pipe Ø42.4x2mm 6m 1.4571** | 1.4.15 | Guide pipe suitable for use with the suspension unit. Safe guide of the pump to the coupling connection. The number depends on the suspension unit. | 6031566 | L | **263.–** |
| **Mounting accessories DN 80/100, PN 10** | 1.4.12 | For one flange connection, with screws, nuts and flat gasket | 6077521 | L | **31.–** |
| **Sling chain kit PCS-CE, galvanised steel, 400 kg, 3 m** | 1.4.3 | Sling chain for raising, lowering and transporting pumps; incl. 2 shackles; without connecting links for suspension. | 6063139 | L | **113.–** |
| **Sling chain kit PCS-CE, galvanised steel, 400 kg, 5 m** | 1.4.3 | As chain sling with 2 shackles in galvanised steel. Bearing capacity: 400 kg | 6063140 | L | **172.–** |
| **Sling chain kit PCS-CE, galvanised steel, 400 kg, 10 m** | 1.4.3 | As chain sling with 2 shackles in galvanised steel. Bearing capacity: 400 kg | 6063142 | L | **320.–** |
| **Sling chain kit PCS-CE, stainless steel, 400 kg, 3 m** | 1.4.3 | Sling chain for raising, lowering and transporting pumps; incl. 2 shackles; without connecting links for suspension. | 6063135 | L | **336.–** |
| **Sling chain kit PCS-CE, stainless steel, 400 kg, 5 m** | 1.4.3 | As chain sling with 2 shackles in 1.4401 stainless steel. Bearing capacity: 400 kg | 6063136 | L | **473.–** |
| **Sling chain kit PCS-CE, stainless steel, 400 kg, 10 m** | 1.4.3 | As chain sling with 2 shackles in 1.4401 stainless steel. Bearing capacity: 400 kg | 6063138 | L | **747.–** |

## Installation drawing portable wet well installation

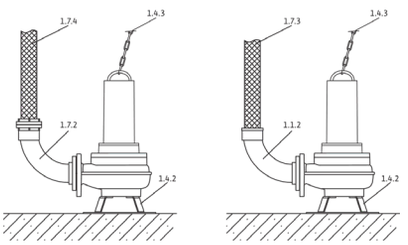


| | |
|---|---|
| 1.1.2 | 90° pipe bend with hose connection |
| 1.4.2 | Pump foot |
| 1.4.3 | Chain |
| 1.7.3 | Pressure hose |
| 1.7.4 | Pressure hose with Storz coupling |
| 1.7.5 | 90° pipe bend with Storz coupling |

**Price group: PG14**

## Accessories for portable wet well installation DN50

| Type | Reference number | Description | Art. no. | | EUR |
|---|---|---|---|---|---|
| **Floor supporting foot DN 50/65** | 1.4.2 | Made of steel (S235JR), powder-coated, including fixation material | 6064666 | L | **175.–** |
| **90° pipe elbow DN 50/60 mm** | 1.1.2 | Made of PVC, with hose connector Ø 60 mm, flange on pump side, including 1 set of installation accessories | 4027344 | L | **111.–** |
| **Synthetic pressure hose 3 m, Ø 60 mm** | 1.7.3 | Inside Ø 60 mm, PN 6, including hose clip | 2027644 | A | **126.–** |
| **Synthetic pressure hose 5 m, Ø 60 mm** | 1.7.3 | Inside Ø 60 mm, PN 6, including hose clip | 2027645 | A | **189.–** |
| **Synthetic pressure hose 10 m, Ø 60 mm** | 1.7.3 | Inside Ø 60 mm, PN 6, including hose clip | 2018106 | A | **352.–** |
| **Synthetic pressure hose 15 m, Ø 60 mm** | 1.7.3 | Inside Ø 60 mm, PN 6, including hose clip | 2027646 | A | **248.–** |
| **Fixed coupling set Storz C/DN 50** | 1.7.2 | with 90° pipe elbow and flange connection; pipe elbow made of EN-GJL-250, Storz coupling made of aluminium, incl. 1 set of mounting accessories | 6031671 | L | **214.–** |
| **Synthetic fibre pressure hose 5 m, with Storz C** | 1.7.4 | Inside Ø 52 mm, including coupling, 12/40 bar | 6003651 | C | **62.–** |

= ready for delivery, L = supply availability, C = approx. 2 weeks, K = approx. 4 weeks, AX = up to 16 weeks delivery time, please inquire for every order, A = on request, = please contact Wilo
Subject to change – all prices do not include VAT. Our General Terms of Delivery and Service apply (see www.wilo.com/legal) – valid from 01/01/2022 in Germany.

Price group: PG14

## Accessories for portable wet well installation DN50

| Type | Reference number | Description | Art. no. | | EUR |
|---|---|---|---|---|---|
| **Synthetic fibre pressure hose 10 m, with Storz C** | 1.7.4 | Inside Ø 52 mm, including coupling, 12/40 bar | 6003650 | C | **90.–** |
| **Synthetic fibre pressure hose 20 m, with Storz C** | 1.7.4 | Inside Ø 52 mm, including coupling, 12/40 bar | 6003649 | C | **135.–** |
| **Sling chain kit PCS-CE, galvanised steel, 400 kg, 5 m** | 1.4.3 | As chain sling with 2 shackles in galvanised steel. Bearing capacity: 400 kg | 6063140 | L | **172.–** |
| **Sling chain kit PCS-CE, galvanised steel, 400 kg, 10 m** | 1.4.3 | As chain sling with 2 shackles in galvanised steel. Bearing capacity: 400 kg | 6063142 | L | **320.–** |
| **Sling chain kit PCS-CE, stainless steel, 400 kg, 5 m** | 1.4.3 | As chain sling with 2 shackles in 1.4401 stainless steel. Bearing capacity: 400 kg | 6063136 | L | **473.–** |
| **Sling chain kit PCS-CE, stainless steel, 400 kg, 10 m** | 1.4.3 | As chain sling with 2 shackles in 1.4401 stainless steel. Bearing capacity: 400 kg | 6063138 | L | **747.–** |

Price group: PG14

## Accessories for portable wet well installation DN65

| Type | Reference number | Description | Art. no. | | EUR |
|---|---|---|---|---|---|
| **Floor supporting foot DN 50/65** | 1.4.2 | Made of steel (S235JR), powder-coated, including fixation material | 6064666 | L | **175.–** |
| **90° pipe elbow DN 65/70 mm** | 1.1.2 | Made of EN-GJL-250, with hose connector Ø 70 mm, flange on pump side, including 1 set of installation accessories | 4027346 | L | **102.–** |
| **Synthetic pressure hose 10 m, Ø 70 mm** | 1.7.3 | Inside Ø 70 mm, PN 8, including hose clip | 2014151 | C | **210.–** |
| **Threaded flange DN 65 on Rp 2½** | 1.1.7 | made of galvanized steel, DN 65 with Rp 2½ female thread, incl. 1 set of mounting accessories | 4015204 | L | **107.–** |
| **90° pipe elbow G 2½** | 1.1.1 | Made of steel, galvanised with G 2½ / R 2½ female/male thread | 4015212 | L | **113.–** |
| **Fixed coupling Storz C/G 2½** | 1.7.5 | made of aluminium, Storz C connection, with male thread | 2015234 | L | **37.–** |
| **Synthetic fibre pressure hose 5 m, with Storz C** | 1.7.4 | Inside Ø 52 mm, including coupling, 12/40 bar | 6003651 | C | **62.–** |
| **Synthetic fibre pressure hose 10 m, with Storz C** | 1.7.4 | Inside Ø 52 mm, including coupling, 12/40 bar | 6003650 | C | **90.–** |
| **Synthetic fibre pressure hose 20 m, with Storz C** | 1.7.4 | Inside Ø 52 mm, including coupling, 12/40 bar | 6003649 | C | **135.–** |
| **Sling chain kit PCS-CE, galvanised steel, 400 kg, 5 m** | 1.4.3 | As chain sling with 2 shackles in galvanised steel. Bearing capacity: 400 kg | 6063140 | L | **172.–** |
| **Sling chain kit PCS-CE, galvanised steel, 400 kg, 10 m** | 1.4.3 | As chain sling with 2 shackles in galvanised steel. Bearing capacity: 400 kg | 6063142 | L | **320.–** |
| **Sling chain kit PCS-CE, stainless steel, 400 kg, 5 m** | 1.4.3 | As chain sling with 2 shackles in 1.4401 stainless steel. Bearing capacity: 400 kg | 6063136 | L | **473.–** |
| **Sling chain kit PCS-CE, stainless steel, 400 kg, 10 m** | 1.4.3 | As chain sling with 2 shackles in 1.4401 stainless steel. Bearing capacity: 400 kg | 6063138 | L | **747.–** |



= ready for delivery, L = supply availability, C = approx. 2 weeks, K = approx. 4 weeks, AX = up to 16 weeks delivery time, please inquire for every order, A = on request, = please contact Wilo
Subject to change – all prices do not include VAT. Our General Terms of Delivery and Service apply (see www.wilo.com/legal) – valid from 01/01/2022 in Germany.

Price group: PG14

**Accessories for portable wet well installation DN80**

| Type | Reference number | Description | Art. no. | | |
|---|---|---|---|---|---|
| | | | | 🚚 | EUR |
| **Floor supporting foot DN 80/100** | 1.4.2 | Made of steel (S235JR), powder-coated, including fixation material | 6065949 | L | **254.–** |
| **Floor supporting foot DN 80/100** | 1.4.2 | Made of stainless steel (1.4571), including fixation material | 6065953 | C | **837.–** |
| **Fixed coupling set Storz B/DN 80** | 1.7.2 | with 90° pipe elbow and flange connection; pipe elbow made of EN-GJL-250, Storz coupling made of aluminium, incl. 1 set of mounting accessories | 6031385 | L | **283.–** |
| **Synthetic fibre pressure hose 5 m, with Storz B** | 1.7.4 | Inside Ø 75 mm, including coupling, 12/40 bar | 6003052 | A | **103.–** |
| **Synthetic fibre pressure hose 10 m, with Storz B** | 1.7.4 | Inside Ø 75 mm, including coupling, 12/40 bar | 6003051 | A | **134.–** |
| **Synthetic fibre pressure hose 20 m, with Storz B** | 1.7.4 | Inside Ø 75 mm, including coupling, 12/40 bar | 6003050 | A | **236.–** |
| **Sling chain kit PCS-CE, galvanised steel, 400 kg, 5 m** | 1.4.3 | As chain sling with 2 shackles in galvanised steel. Bearing capacity: 400 kg | 6063140 | L | **172.–** |
| **Sling chain kit PCS-CE, galvanised steel, 400 kg, 10 m** | 1.4.3 | As chain sling with 2 shackles in galvanised steel. Bearing capacity: 400 kg | 6063142 | L | **320.–** |
| **Sling chain kit PCS-CE, stainless steel, 400 kg, 5 m** | 1.4.3 | As chain sling with 2 shackles in 1.4401 stainless steel. Bearing capacity: 400 kg | 6063136 | L | **473.–** |
| **Sling chain kit PCS-CE, stainless steel, 400 kg, 10 m** | 1.4.3 | As chain sling with 2 shackles in 1.4401 stainless steel. Bearing capacity: 400 kg | 6063138 | L | **747.–** |

Price group: PG14

**Accessories for portable wet well installation DN100**

| Type | Reference number | Description | Art. no. | | |
|---|---|---|---|---|---|
| | | | | 🚚 | EUR |
| **Floor supporting foot DN 80/100** | 1.4.2 | Made of steel (S235JR), powder-coated, including fixation material | 6065949 | L | **254.–** |
| **Floor supporting foot DN 80/100** | 1.4.2 | Made of stainless steel (1.4571), including fixation material | 6065953 | C | **837.–** |
| **Fixed coupling set Storz A/DN 100** | 1.7.2 | with 90° pipe elbow and flange connection; pipe elbow made of EN-GJL-250, Storz coupling made of aluminium, incl. 1 set of mounting accessories | 6031672 | L | **378.–** |
| **Synthetic fibre pressure hose 5 m, with Storz A** | 1.7.4 | Inside Ø 102 mm, including coupling, 8/20 bar | 6022391 | K | **193.–** |
| **Synthetic fibre pressure hose 10 m, with Storz A** | 1.7.4 | Inside Ø 102 mm, including coupling, 8/20 bar | 6022392 | K | **378.–** |
| **Synthetic fibre pressure hose 20 m, with Storz A** | 1.7.4 | Inside Ø 102 mm, including coupling, 8/20 bar | 6022393 | L | **390.–** |
| **Sling chain kit PCS-CE, galvanised steel, 400 kg, 5 m** | 1.4.3 | As chain sling with 2 shackles in galvanised steel. Bearing capacity: 400 kg | 6063140 | L | **172.–** |
| **Sling chain kit PCS-CE, galvanised steel, 400 kg, 10 m** | 1.4.3 | As chain sling with 2 shackles in galvanised steel. Bearing capacity: 400 kg | 6063142 | L | **320.–** |
| **Sling chain kit PCS-CE, stainless steel, 400 kg, 5 m** | 1.4.3 | As chain sling with 2 shackles in 1.4401 stainless steel. Bearing capacity: 400 kg | 6063136 | L | **473.–** |

🚚 = ready for delivery, L = supply availability, C = approx. 2 weeks, K = approx. 4 weeks, AX = up to 16 weeks delivery time, please inquire for every order, A = on request, 📞 = please contact Wilo
Subject to change – all prices do not include VAT. Our General Terms of Delivery and Service apply (see www.wilo.com/legal) – valid from 01/01/2022 in Germany.

Price group: PG14

**Accessories for portable wet well installation DN100**

| Type | Reference number | Description | Art. no. | | |
|---|---|---|---|---|---|
| | | | | | EUR |
| **Sling chain kit PCS-CE, stainless steel, 400 kg, 10 m** | 1.4.3 | As chain sling with 2 shackles in 1.4401 stainless steel. Bearing capacity: 400 kg | 6063138 | L | **747.–** |

Price group: PG14

**Electrical accessories – level control with dynamic pressure system**

Level measurement via an open dynamic pressure system with the option of a separate dynamic pressure bell for the high water level.

| Type | Description | Art. no. | | |
|---|---|---|---|---|
| | | | | EUR |
| **EC-L-1x12A-MT34-DOL-WM-EMS-IPS** | Microcontroller-controlled switchgear with LC display, symbol-based menu navigation and integrated pressure transducer for level-dependent control of a submersible pump by means of float switches, level sensor or immersion bell. WITHOUT main switch, mains isolator must be provided on-site!<br>**Notice!** Printed installation and operating instructions have been enclosed with the product in the following languages: DE, EN, FR, PL, RU. All 28 language versions have been saved as PDF files on an enclosed USB pen drive. **A notebook or tablet may be required** for installing and commissioning. | 2543212 | L | **1,030.–** |
| **EC-L-2x12A-MT34-DOL-WM-EMS-IPS** | Microcontroller-controlled switchgear with LC display, symbol-based menu navigation and integrated pressure transducer for level-dependent control of two submersible pumps by means of float switches, level sensor or immersion bell. WITHOUT main switch, mains isolator must be provided on-site!<br>**Notice!** Printed installation and operating instructions have been enclosed with the product in the following languages: DE, EN, FR, PL, RU. All 28 language versions have been saved as PDF files on an enclosed USB pen drive. **A notebook or tablet may be required** for installing and commissioning. | 2543222 | L | **1,585.–** |
| **Dynamic pressure bell with 10 m hose** | Pneumatic signal transmitter for media containing faeces with a max. temperature of 60 °C. The signal transmitter is open in direction of the fluid and must be ventilated after each pumping out (OFF depending on time). | 2516976 | L | **102.–** |
| **Bubbling-through system** | Small compressor for constant aeration of the dynamic pressure bell, including non-return valve, 3 m hose and T-connector. | 2516977 | L | **250.–** |
| **24 VDC flash light** | Xenon flash light for wall fixation for indoor and outdoor areas. Light colour: Red, flash frequency: 0.75 Hz | 2551612 | C | **311.–** |
| **1~230 VAC flash light** | Xenon flash light for wall fixation for indoor and outdoor areas. Light colour: Red, flash frequency: 0.75 Hz | 2551613 | C | **285.–** |
| **12 – 24 VDC signal horn** | Horn with bell for wall fixation for indoor and outdoor areas. Alarm signal via electromechanical noise generation with steel diaphragm (92 dBA). | 2017208 | L | **99.–** |
| **1~230 V signal horn** | Horn with bell for wall fixation for indoor and outdoor areas. Alarm signal via electromechanical noise generation with steel diaphragm (88 dBA). | 501459398 | L | **98.–** |
| **NiMh rechargeable battery, 9 V/200 mAh** | Rechargeable battery to be installed in the switchgears Wilo-control MS-L and EC-L for a mains-independent alarm | 2522850 | L | **28.–** |

**You can find more accessories at the end in the chapter Electric accessories!**
Attention: Switchgears are not protected against explosions and can be used only outside potentially explosive areas. If pumps are used within potentially explosive areas, onsite measures are required.

Price group: PG14

**Electrical accessories – level control with float switch**

Level measurement using several float switches for the different water levels, including high water alarm signal. The breakdown barrier and the Ex cutoff relays are not required except for the connection of signal transmitters in potentially explosive areas! These can also be dispensed with when the SC-L..-Ex switchgear is used!

| Type | Description | Art. no. | | |
|---|---|---|---|---|
| | | | | EUR |
| **EC-L-1x12A-MT34-DOL-WM** | Microcontroller-controlled switchgear with LC display and symbol-based menu navigation for level-dependent control of a submersible pump by means of float switches or level sensor.<br>**Notice!** Printed installation and operating instructions have been enclosed with the product in the following languages: DE, EN, FR, PL, RU. All 28 language versions have been saved as PDF files on an enclosed USB pen drive. **A notebook or tablet may be required** for installing and commissioning. | 2543210 | L | **1,055.–** |

**You can find more accessories at the end in the chapter Electric accessories!**
Attention: Switchgears are not protected against explosions and can be used only outside potentially explosive areas. If pumps are used within potentially explosive areas, onsite measures are required.

= ready for delivery, L = supply availability, C = approx. 2 weeks, K = approx. 4 weeks, AX = up to 16 weeks delivery time, please inquire for every order, A = on request, = please contact Wilo
Subject to change – all prices do not include VAT. Our General Terms of Delivery and Service apply (see www.wilo.com/legal) – valid from 01/01/2022 in Germany.

**Price group: PG14**

## Electrical accessories – level control with float switch

Level measurement using several float switches for the different water levels, including high water alarm signal. The breakdown barrier and the Ex cutoff relays are not required except for the connection of signal transmitters in potentially explosive areas! These can also be dispensed with when the SC-L..-Ex switchgear is used!

| Type | Description | Art. no. | | EUR |
|---|---|---|---|---|
| | | | 🚚 | |
| **EC-L-1x12A-MT34-DOL-WM-EX** | Microprocessor-controlled switchgear with LC display and symbol-based menu navigation for level-dependent control of a submersible pump by means of float switches or level sensor. Pump and sensors within explosive atmospheres can be directly connected. **Notice!** Printed installation and operating instructions have been enclosed with the product in the following languages: DE, EN, FR, PL, RU. All 28 language versions have been saved as PDF files on an enclosed USB pen drive. **A notebook or tablet may be required** for installing and commissioning. | 2553570 | K | **2,979.-** |
| **EC-L-1x12A-MT34-DOL-WM-EMS** | Microcontroller-controlled switchgear with LC display and symbol-based menu navigation for level-dependent control of a submersible pump by means of float switches or level sensor. WITHOUT main switch, mains isolator must be provided on-site! **Notice!** Printed installation and operating instructions have been enclosed with the product in the following languages: DE, EN, FR, PL, RU. All 28 language versions have been saved as PDF files on an enclosed USB pen drive. **A notebook or tablet may be required** for installing and commissioning. | 2543211 | L | **961.-** |
| **EC-L-2x12A-MT34-DOL-WM** | Microcontroller-controlled switchgear with LC display and symbol-based menu navigation for level-dependent control of submersible pumps by means of float switches or level sensor. **Notice!** Printed installation and operating instructions have been enclosed with the product in the following languages: DE, EN, FR, PL, RU. All 28 language versions have been saved as PDF files on an enclosed USB pen drive. **A notebook or tablet may be required** for installing and commissioning. | 2543220 | L | **1,668.-** |
| **EC-L-2x12A-MT34-DOL-WM-EX** | Microprocessor-controlled switchgear with LC display and symbol-based menu navigation for level-dependent control of submersible pumps by means of float switches or level sensor. Pumps and sensors within explosive atmospheres can be directly connected. **Notice!** Printed installation and operating instructions have been enclosed with the product in the following languages: DE, EN, FR, PL, RU. All 28 language versions have been saved as PDF files on an enclosed USB pen drive. **A notebook or tablet may be required** for installing and commissioning. | 2553571 | K | **3,142.-** |
| **EC-L-2x12A-MT34-DOL-WM-EMS** | Microcontroller-controlled switchgear with LC display and symbol-based menu navigation for level-dependent control of submersible pumps by means of float switches or level sensor. WITHOUT main switch, mains isolator must be provided on-site! **Notice!** Printed installation and operating instructions have been enclosed with the product in the following languages: DE, EN, FR, PL, RU. All 28 language versions have been saved as PDF files on an enclosed USB pen drive. **A notebook or tablet may be required** for installing and commissioning. | 2543221 | L | **1,466.-** |
| **SC-L-1x16A-T34-SD-WM** | Microprocessor-controlled switchgear for level-dependent control of one submersible motor pump via level sensor or float switches. | 2543273 | K | **3,027.-** |
| **SC-L-2x16A-T34-SD-WM** | Microprocessor-controlled switchgear for level-dependent control of two submersible motor pumps via level sensor or float switches. | 2543274 | K | **3,907.-** |
| **SC-L-1x19A-T34-SD-WM** | Microprocessor-controlled switchgear for level-dependent control of one submersible motor pump via level sensor or float switches. | 2538952 | K | **3,041.-** |
| **SC-L-2x19A-T34-SD-WM** | Microprocessor-controlled switchgear for level-dependent control of two submersible motor pumps via level sensor or float switches. | 2538953 | K | **3,953.-** |
| **SC-L-1x24A-T34-SD-WM** | Microprocessor-controlled switchgear for level-dependent control of one submersible motor pump via level sensor or float switches. | 2538956 | K | **3,671.-** |
| **SC-L-2x24A-T34-SD-WM** | Microprocessor-controlled switchgear for level-dependent control of two submersible motor pumps via level sensor or float switches. | 2538957 | K | **4,289.-** |
| **Float switch MS1 with 10 m cable** | Signal transmitters for aggressive fluids and fluids containing faeces up to a max. temperature of 80 °C. Switching: up “ON”/down “OFF”. | 2004593 | L | **132.-** |
| **Ex-rated cut-off relay (2-circuit)** | Ex cut-off relay for the connection of 2 float switches for level control in explosive atmospheres. | 2513059 | L | **833.-** |
| **Ex-rated cut-off relay (3-circuit)** | Ex cut-off relay for the connection of 3 float switches for level control in explosive atmospheres. | 2510698 | K | **1,050.-** |
| **Ex-rated cut-off relay (4-circuit)** | Ex cut-off relay for the connection of 4 float switches for level control in explosive atmospheres. | 2510699 | K | **985.-** |

**You can find more accessories at the end in the chapter Electric accessories!**
Attention: Switchgears are not protected against explosions and can be used only outside potentially explosive areas. If pumps are used within potentially explosive areas, onsite measures are required.

**Price group: PG14**

## Electrical accessories – level control with float switch

Level measurement using several float switches for the different water levels, including high water alarm signal. The breakdown barrier and the Ex cutoff relays are not required except for the connection of signal transmitters in potentially explosive areas! These can also be dispensed with when the SC-L..-Ex switchgear is used!

| Type | Description | Art. no. | | EUR |
|---|---|---|---|---|
| **Ex-rated cut-off relay (5-circuit)** | Ex cut-off relay for the connection of 5 float switches for level control in explosive atmospheres. | 2510674 | K | **1,332.–** |
| **24 VDC flash light** | Xenon flash light for wall fixation for indoor and outdoor areas. Light colour: Red, flash frequency: 0.75 Hz | 2551612 | C | **311.–** |
| **1~230 VAC flash light** | Xenon flash light for wall fixation for indoor and outdoor areas. Light colour: Red, flash frequency: 0.75 Hz | 2551613 | C | **285.–** |
| **12 – 24 VDC signal horn** | Horn with bell for wall fixation for indoor and outdoor areas. Alarm signal via electromechanical noise generation with steel diaphragm (92 dBA). | 2017208 | L | **99.–** |
| **1~230 V signal horn** | Horn with bell for wall fixation for indoor and outdoor areas. Alarm signal via electromechanical noise generation with steel diaphragm (88 dBA). | 501459398 | L | **98.–** |
| **Communication module GSM (SC)** | Additional module for equipping the switchgear series SC/SCe for dialling into GSM mobile phone networks. | 2542216 | A | **513.–** |
| **NiMh rechargeable battery, 9 V/200 mAh** | Rechargeable battery to be installed in the switchgears Wilo-control MS-L and EC-L for a mains-independent alarm | 2522850 | L | **28.–** |

**You can find more accessories at the end in the chapter Electric accessories!**
Attention: Switchgears are not protected against explosions and can be used only outside potentially explosive areas. If pumps are used within potentially explosive areas, onsite measures are required.

**Price group: PG14**

## Electrical accessories – level control with level sensor

Level measurement using a level sensor with various measurement ranges, including high water alarm and dry-running protection. The breakdown barrier and the Ex cut-off relays are not required except for the connection of signal transmitters in potentially explosive areas! These can also be dispensed with when the SC-L..-Ex switchgear is used!

| Type | Description | Art. no. | | EUR |
|---|---|---|---|---|
| **EC-L-1x12A-MT34-DOL-WM** | Microcontroller-controlled switchgear with LC display and symbol-based menu navigation for level-dependent control of a submersible pump by means of float switches or level sensor.<br>**Notice!** Printed installation and operating instructions have been enclosed with the product in the following languages: DE, EN, FR, PL, RU. All 28 language versions have been saved as PDF files on an enclosed USB pen drive. **A notebook or tablet may be required** for installing and commissioning. | 2543210 | L | **1,055.–** |
| **EC-L-1x12A-MT34-DOL-WM-EX** | Microprocessor-controlled switchgear with LC display and symbol-based menu navigation for level-dependent control of a submersible pump by means of float switches or level sensor. Pump and sensors within explosive atmospheres can be directly connected.<br>**Notice!** Printed installation and operating instructions have been enclosed with the product in the following languages: DE, EN, FR, PL, RU. All 28 language versions have been saved as PDF files on an enclosed USB pen drive. **A notebook or tablet may be required** for installing and commissioning. | 2553570 | K | **2,979.–** |
| **EC-L-1x12A-MT34-DOL-WM-EMS** | Microcontroller-controlled switchgear with LC display and symbol-based menu navigation for level-dependent control of a submersible pump by means of float switches or level sensor. WITHOUT main switch, mains isolator must be provided on-site!<br>**Notice!** Printed installation and operating instructions have been enclosed with the product in the following languages: DE, EN, FR, PL, RU. All 28 language versions have been saved as PDF files on an enclosed USB pen drive. **A notebook or tablet may be required** for installing and commissioning. | 2543211 | L | **961.–** |
| **EC-L-2x12A-MT34-DOL-WM** | Microcontroller-controlled switchgear with LC display and symbol-based menu navigation for level-dependent control of submersible pumps by means of float switches or level sensor.<br>**Notice!** Printed installation and operating instructions have been enclosed with the product in the following languages: DE, EN, FR, PL, RU. All 28 language versions have been saved as PDF files on an enclosed USB pen drive. **A notebook or tablet may be required** for installing and commissioning. | 2543220 | L | **1,668.–** |

**You can find more accessories at the end in the chapter Electric accessories!**
Attention: Switchgears are not protected against explosions and can be used only outside potentially explosive areas. If pumps are used within potentially explosive areas, onsite measures are required.

**Price group: PG14**

## Electrical accessories – level control with level sensor

Level measurement using a level sensor with various measurement ranges, including high water alarm and dry-running protection. The breakdown barrier and the Ex cut-off relays are not required except for the connection of signal transmitters in potentially explosive areas! These can also be dispensed with when the SC-L..-Ex switchgear is used!

| Type | Description | Art. no. | | EUR |
|---|---|---|---|---|
| | | | 🚚 | |
| **EC-L-2x12A-MT34-DOL-WM-EX** | Microprocessor-controlled switchgear with LC display and symbol-based menu navigation for level-dependent control of submersible pumps by means of float switches or level sensor. Pumps and sensors within explosive atmospheres can be directly connected. **Notice!** Printed installation and operating instructions have been enclosed with the product in the following languages: DE, EN, FR, PL, RU. All 28 language versions have been saved as PDF files on an enclosed USB pen drive. **A notebook or tablet may be required** for installing and commissioning. | 2553571 | K | **3,142.-** |
| **EC-L-2x12A-MT34-DOL-WM-EMS** | Microcontroller-controlled switchgear with LC display and symbol-based menu navigation for level-dependent control of submersible pumps by means of float switches or level sensor. WITHOUT main switch, mains isolator must be provided on-site! **Notice!** Printed installation and operating instructions have been enclosed with the product in the following languages: DE, EN, FR, PL, RU. All 28 language versions have been saved as PDF files on an enclosed USB pen drive. **A notebook or tablet may be required** for installing and commissioning. | 2543221 | L | **1,466.-** |
| **EC-L-3x12A-MT34-DOL-WM** | Microcontroller-controlled switchgear with LCD display and symbol-based menu navigation for level-dependent control of three submersible pumps by means of a level sensor. **Notice!** Printed installation and operating instructions have been enclosed with the product in the following languages: DE, EN, FR, PL, RU. All 28 language versions have been saved as PDF files on an enclosed USB pen drive. **A notebook or tablet may be required** for installing and commissioning. | 2543230 | L | **2,434.-** |
| **EC-L-3x12A-MT34-DOL-WM-EX** | Microprocessor-controlled switchgear with LCD display and symbol-based menu navigation for level-dependent control of three submersible pumps by means of a level sensor. Pumps and sensors within explosive atmospheres can be directly connected. **Notice!** Printed installation and operating instructions have been enclosed with the product in the following languages: DE, EN, FR, PL, RU. All 28 language versions have been saved as PDF files on an enclosed USB pen drive. **A notebook or tablet may be required** for installing and commissioning. | 2553572 | K | **4,513.-** |
| **SC-L-1x13A-T34-SD-WM** | Microprocessor-controlled switchgear for level-dependent control of one submersible motor pump via level sensor or float switches. | 2538948 | K | **3,016.-** |
| **SC-L-2x13A-T34-SD-WM** | Microprocessor-controlled switchgear for level-dependent control of two submersible motor pumps via level sensor or float switches. | 2538949 | K | **3,861.-** |
| **SC-L-1x16A-T34-SD-WM** | Microprocessor-controlled switchgear for level-dependent control of one submersible motor pump via level sensor or float switches. | 2543273 | K | **3,027.-** |
| **SC-L-2x16A-T34-SD-WM** | Microprocessor-controlled switchgear for level-dependent control of two submersible motor pumps via level sensor or float switches. | 2543274 | K | **3,907.-** |
| **SC-L-1x19A-T34-SD-WM** | Microprocessor-controlled switchgear for level-dependent control of one submersible motor pump via level sensor or float switches. | 2538952 | K | **3,041.-** |
| **SC-L-2x19A-T34-SD-WM** | Microprocessor-controlled switchgear for level-dependent control of two submersible motor pumps via level sensor or float switches. | 2538953 | K | **3,953.-** |
| **SC-L-1x24A-T34-SD-WM** | Microprocessor-controlled switchgear for level-dependent control of one submersible motor pump via level sensor or float switches. | 2538956 | K | **3,671.-** |
| **SC-L-2x24A-T34-SD-WM** | Microprocessor-controlled switchgear for level-dependent control of two submersible motor pumps via level sensor or float switches. | 2538957 | K | **4,289.-** |
| **Level sensor 0-1.0 mWS with 10 m cable** | Signal transmitter with ATEX approval for fluids containing faeces with a maximum temperature of 60 °C. Output signal: 4...20 mA | **6088842** | L | **511.-** |
| **Level sensor 0-1.0 mWS with 30 m cable** | Signal transmitter with ATEX approval for fluids containing faeces with a maximum temperature of 60 °C. Output signal: 4...20 mA | **6088841** | L | **603.-** |
| **Level sensor 0-1.0 mWS with 50 m cable** | Signal transmitter with ATEX approval for fluids containing faeces with a maximum temperature of 60 °C. Output signal: 4...20 mA | **6088840** | A | **730.-** |
| **Level sensor 0-2.5 mWS with 10 m cable** | Signal transmitter with ATEX approval for fluids containing faeces with a maximum temperature of 60 °C. Output signal: 4...20 mA | **6088839** | L | **511.-** |

**You can find more accessories at the end in the chapter Electric accessories!**

Attention: Switchgears are not protected against explosions and can be used only outside potentially explosive areas. If pumps are used within potentially explosive areas, onsite measures are required.

🚚 = ready for delivery, L = supply availability, C = approx. 2 weeks, K = approx. 4 weeks, AX = up to 16 weeks delivery time, please inquire for every order, A = on request, 📞 = please contact Wilo
Subject to change – all prices do not include VAT. Our General Terms of Delivery and Service apply (see www.wilo.com/legal) – valid from 01/01/2022 in Germany.

**Price group: PG14**

## Electrical accessories – level control with level sensor

Level measurement using a level sensor with various measurement ranges, including high water alarm and dry-running protection. The breakdown barrier and the Ex cut-off relays are not required except for the connection of signal transmitters in potentially explosive areas! These can also be dispensed with when the SC-L..-Ex switchgear is used!

| Type | Description | Art. no. | | EUR |
|---|---|---|---|---|
| **Level sensor 0–2.5 mWS with 30 m cable** | Signal transmitter with ATEX approval for fluids containing faeces with a maximum temperature of 60 °C. Output signal: 4...20 mA | **6088837** | L | **603.–** |
| **Level sensor 0–2.5 mWS with 50 m cable** | Signal transmitter with ATEX approval for fluids containing faeces with a maximum temperature of 60 °C. Output signal: 4...20 mA | **6088836** | A | **730.–** |
| **24 VDC flash light** | Xenon flash light for wall fixation for indoor and outdoor areas. Light colour: Red, flash frequency: 0.75 Hz | 2551612 | C | **311.–** |
| **1~230 VAC flash light** | Xenon flash light for wall fixation for indoor and outdoor areas. Light colour: Red, flash frequency: 0.75 Hz | 2551613 | C | **285.–** |
| **12 – 24 VDC signal horn** | Horn with bell for wall fixation for indoor and outdoor areas. Alarm signal via electromechanical noise generation with steel diaphragm (92 dBA). | 2017208 | L | **99.–** |
| **1~230 V signal horn** | Horn with bell for wall fixation for indoor and outdoor areas. Alarm signal via electromechanical noise generation with steel diaphragm (88 dBA). | 501459398 | L | **98.–** |
| **Pencil electrode (30 mm) with 10 m cable** | External pencil electrode in stainless steel housing with 10 m cable for monitoring leakage in the sealing chamber. | 6065216 | L | **115.–** |
| **Communication module GSM (SC)** | Additional module for equipping the switchgear series SC/SCe for dialling into GSM mobile phone networks. | 2542216 | A | **513.–** |
| **NiMh rechargeable battery, 9 V/200 mAh** | Rechargeable battery to be installed in the switchgears Wilo-control MS-L and EC-L for a mains-independent alarm | 2522850 | L | **28.–** |
| **Zener barrier** | Breakdown barrier (Zener barrier) for the connection of one level sensor in an explosive atmosphere. | 2541372 | L | **320.–** |

**You can find more accessories at the end in the chapter Electric accessories!**
Attention: Switchgears are not protected against explosions and can be used only outside potentially explosive areas. If pumps are used within potentially explosive areas, onsite measures are required.

**Price group: PG14**

## Electrical accessories – mains-independent alarm signal

Alarm signal for detection of flooding in rooms and buildings. The alarm signal is acoustic, optical or wireless. In addition, other consumers can be controlled directly.

| Type | Description | Art. no. | | EUR |
|---|---|---|---|---|
| **DrainAlarm 2** | Network-independent alarm switchgear with optical and acoustic alarm signal and with a connection for one float switch. | 2545133 | L | **475.–** |
| **DrainAlarm GSM** | Network-independent alarm switchgear with optical, acoustic and wireless (per GSM) alarm signal and with a connection for one float switch. | 2542911 | L | **1,283.–** |
| **Float switch MS1 with 10 m cable** | Signal transmitters for aggressive fluids and fluids containing faeces up to a max. temperature of 80 °C. Switching: up “ON”/down “OFF”. | 2004593 | L | **132.–** |
| **1~230 VAC flash light** | Xenon flash light for wall fixation for indoor and outdoor areas. Light colour: Red, flash frequency: 0.75 Hz | 2551613 | C | **285.–** |
| **1~230 V signal horn** | Horn with bell for wall fixation for indoor and outdoor areas. Alarm signal via electromechanical noise generation with steel diaphragm (88 dBA). | 501459398 | L | **98.–** |

**You can find more accessories at the end in the chapter Electric accessories!**
Attention: Switchgears are not protected against explosions and can be used only outside potentially explosive areas. If pumps are used within potentially explosive areas, onsite measures are required.



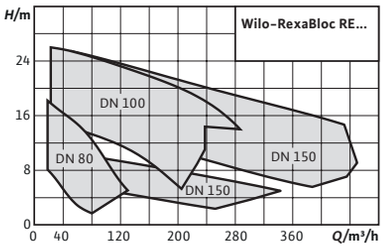


**Accessories** **Page**
Commissioning/maintenance 703

## Wilo-RexaBloc RE

### Construction
Sewage pump in block design with standard motor for stationary dry well installation.

### Application
Pumping of
- → Untreated sewage
- → Sewage containing faeces in accordance with **EN** 12050-1
- → Wastewater

### Scope of delivery
- → Monobloc unit with fitted standard motor in three-phase version, without connection cable
- → Angle bracket on the pressure connection for fastening lifting equipment
- → Installation and operating instructions

### Your advantages
- → High operational reliability due to shut bearing bracket design with oil-filled sealing chamber and additional leakage chamber.
- → Optionally with two mechanical seals for increased operational reliability.
- → Equipped with IE3 motors as standard. Optionally available with IE4 premium motors.
- → "Back pull out" design for easy maintenance. This means the motor and the impeller can be removed without needing to remove the hydraulics from the piping.

### Options
- → IE4 motors
- → Twin mechanical seal made of SiC/SiC
- → 'Bare shaft' version

**Price group: PG8**

**Ordering information**

| Type | Pressure port | Pressure side | Rated power | Mains connection | Free ball passage | Art. no. | | |
|---|---|---|---|---|---|---|---|---|
| | | *DNd* | $P_2$ kW | | *l* mm | | | EUR |
| **RexaBloc RE 08.52W-170DAH100L-4** | DN 80 | DN 80 | 2.2 | 3~400 V, 50 Hz | 80 | 6073228 | L | **3,144.-** |
| **RexaBloc RE 08.52W-200DAH112M-4** | DN 80 | DN 80 | 4 | 3~400 V, 50 Hz | 80 | 6073227 | L | **3,353.-** |
| **RexaBloc RE 08.52W-230DAH132S-4** | DN 80 | DN 80 | 5.5 | 3~400 V, 50 Hz | 80 | 6073226 | L | **3,410.-** |
| **RexaBloc RE 08.52W-250DAH132S-4** | DN 80 | DN 80 | 5.5 | 3~400 V, 50 Hz | 80 | 6073225 | L | **3,412.-** |
| **RexaBloc RE 08.52W-260DAH132M-4** | DN 80 | DN 80 | 7.5 | 3~400 V, 50 Hz | 80 | 6073224 | L | **3,577.-** |

= ready for delivery, L = supply availability, C = approx. 2 weeks, K = approx. 4 weeks, AX = up to 16 weeks delivery time, please inquire for every order, A = on request, = please contact Wilo
Subject to change – all prices do not include VAT. Our General Terms of Delivery and Service apply (see www.wilo.com/legal) – valid from 01/01/2022 in Germany.

**Price group: PG8**

**Ordering information**

| Type | Pressure port | Pressure side | Rated power | Mains connection | Free ball passage | Art. no. | | |
|---|---|---|---|---|---|---|---|---|
| | | *DNd* | $P_2$ kW | | *l* mm | | | EUR |
| **RexaBloc RE 10.44W-220DAH160M4** | DN 100 | DN 100 | 11 | 3~400 V, 50 Hz | 100 | 6085280 | L | **5,799.–** |
| **RexaBloc RE 10.44W-245DAH160L4** | DN 100 | DN 100 | 15 | 3~400 V, 50 Hz | 100 | 6085281 | L | **6,209.–** |
| **RexaBloc RE 10.44W-260DAH180M4** | DN 100 | DN 100 | 18.5 | 3~400 V, 50 Hz | 100 | 6085282 | L | **6,504.–** |
| **RexaBloc RE 10.44W-275DAH180L4** | DN 100 | DN 100 | 22 | 3~400 V, 50 Hz | 100 | 6085283 | L | **6,908.–** |
| **RexaBloc RE 10.44W-290DAH180L4** | DN 100 | DN 100 | 22 | 3~400 V, 50 Hz | 100 | 6085284 | L | **6,927.–** |
| **RexaBloc RE 15.84D-210DAH132S6** | DN 150 | DN 150 | 3 | 3~400 V, 50 Hz | 65 | 6085277 | K | **5,591.–** |
| **RexaBloc RE 15.84D-210DAH160M4** | DN 150 | DN 150 | 11 | 3~400 V, 50 Hz | 65 | 6085274 | K | **6,625.–** |
| **RexaBloc RE 15.84D-230DAH160L4** | DN 150 | DN 150 | 15 | 3~400 V, 50 Hz | 65 | 6085273 | K | **7,048.–** |
| **RexaBloc RE 15.84D-245DAH132L6** | DN 150 | DN 150 | 5.5 | 3~400 V, 50 Hz | 65 | 6085276 | K | **5,814.–** |
| **RexaBloc RE 15.84D-245DAH180M4** | DN 150 | DN 150 | 18.5 | 3~400 V, 50 Hz | 65 | 6085272 | K | **7,313.–** |
| **RexaBloc RE 15.84D-260DAH180L4** | DN 150 | DN 150 | 22 | 3~400 V, 50 Hz | 65 | 6085271 | K | **7,695.–** |
| **RexaBloc RE 15.84D-275DAH160L6** | DN 150 | DN 150 | 11 | 3~400 V, 50 Hz | 65 | 6085275 | K | **7,230.–** |
| **RexaBloc RE 15.84D-275DAH180L4** | DN 150 | DN 150 | 22 | 3~400 V, 50 Hz | 65 | 6085270 | K | **7,727.–** |

**Price group: PG14**

**Accessories for stationary dry well installation DN80**

| Type | Description | Art. no. | | |
|---|---|---|---|---|
| | | | | EUR |
| **Non-return valve DN 80** | made of EN-GJL-250, according to DIN EN 12050-4, including 1 set mounting accessories | 2017168 | L | **385.–** |
| **Gate valve DN 80, EN-GJL-250** | made of EN-GJL-250, including 1 set mounting accessories | 2017162 | L | **347.–** |
| **Y-piece DN 80** | Made of steel, galvanised, PN 10/16 flanges in accordance with DIN 2501 with 2 sets of installation accessories | 2017179 | L | **851.–** |
| **Mounting accessories DN 80/100, PN 10** | For one flange connection, with screws, nuts and flat gasket | 6077521 | L | **31.–** |
| **Sling chain kit PCS-CE, stainless steel, 400 kg, 5 m** | As chain sling with 2 shackles in 1.4401 stainless steel. Bearing capacity: 400 kg | 6063136 | L | **473.–** |
| **Sling chain kit PCS-CE, stainless steel, 400 kg, 10 m** | As chain sling with 2 shackles in 1.4401 stainless steel. Bearing capacity: 400 kg | 6063138 | L | **747.–** |



= ready for delivery, L = supply availability, C = approx. 2 weeks, K = approx. 4 weeks, AX = up to 16 weeks delivery time, please inquire for every order, A = on request, = please contact Wilo
Subject to change – all prices do not include VAT. Our General Terms of Delivery and Service apply (see www.wilo.com/legal) – valid from 01/01/2022 in Germany.

Price group: PG14

## Accessories for stationary dry well installation DN100

| Type | Description | Art. no. | | EUR |
|---|---|---|---|---|
| | | | 🚚 | |
| **Non-return valve DN 100** | made of EN-GJL-250, according to DIN EN 12050-4, including 1 set mounting accessories | 2017169 | L | **461.–** |
| **Gate valve DN 100, EN-GJL-250** | made of EN-GJL-250, including 1 set mounting accessories | 2017163 | L | **410.–** |
| **Sling chain kit PCS-CE, stainless steel, 400 kg, 5 m** | As chain sling with 2 shackles in 1.4401 stainless steel. Bearing capacity: 400 kg | 6063136 | L | **473.–** |
| **Sling chain kit PCS-CE, stainless steel, 400 kg, 10 m** | As chain sling with 2 shackles in 1.4401 stainless steel. Bearing capacity: 400 kg | 6063138 | L | **747.–** |
| **Y-piece DN 100** | Made of steel, galvanised, PN 10/16 flanges in accordance with DIN 2501 with 2 sets of installation accessories | 2017180 | L | **1,016.–** |
| **Mounting accessories DN 80/100, PN 10** | For one flange connection, with screws, nuts and flat gasket | 6077521 | L | **31.–** |

Price group: PG14

## Accessories for stationary dry well installation DN150

| Type | Description | Art. no. | | EUR |
|---|---|---|---|---|
| | | | 🚚 | |
| **Non-return valve DN 150** | made of EN-GJL-250, according to DIN EN 12050-4, including 1 set mounting accessories | 2017170 | L | **993.–** |
| **Gate valve DN 150, EN-GJL-250** | made of EN-GJL-250, including 1 set mounting accessories | 2017164 | L | **680.–** |
| **Sling chain kit PCS-CE, stainless steel, 400 kg, 5 m** | As chain sling with 2 shackles in 1.4401 stainless steel. Bearing capacity: 400 kg | 6063136 | L | **473.–** |
| **Sling chain kit PCS-CE, stainless steel, 400 kg, 10 m** | As chain sling with 2 shackles in 1.4401 stainless steel. Bearing capacity: 400 kg | 6063138 | L | **747.–** |
| **Y-piece DN 150** | Made of steel, galvanised, PN 10/16 flanges in accordance with DIN 2501 with 2 sets of installation accessories | 2017181 | L | **1,511.–** |
| **Mounting accessories DN 150, PN 10** | For one flange connection, with screws, nuts and flat gasket | 6077523 | L | **40.–** |

Price group: PG14

## Electrical accessories – level control with float switch

Level measurement using several float switches for the different water levels, including high water alarm signal. The breakdown barrier and the Ex cutoff relays are not required except for the connection of signal transmitters in potentially explosive areas! These can also be dispensed with when the SC-L..-Ex switchgear is used!

| Type | Description | Art. no. | | EUR |
|---|---|---|---|---|
| | | | 🚚 | |
| **MS-L-1x4kW-DOL** | Microprocessor-controlled switchgear for level-dependent control of a submersible pump with float switch. | 2539741 | L | **582.–** |
| **MS-L-2x4kW-DOL** | Microprocessor-controlled switchgear for level-dependent control of 2 submersible pumps with float switch. | 2539745 | L | **786.–** |
| **SC-L-1x16A-T34-DOL-WM** | Microprocessor-controlled switchgear for level-dependent control of one submersible motor pump via level sensor or float switches. | 2538932 | K | **2,732.–** |
| **SC-L-2x16A-T34-DOL-WM** | Microprocessor-controlled switchgear for level-dependent control of two submersible motor pumps via level sensor or float switches. | 2538933 | K | **3,432.–** |
| **SC-L-1x24A-T34-DOL-WM** | Microprocessor-controlled switchgear for level-dependent control of one submersible motor pump via level sensor or float switches. | 2538940 | K | ✆ |
| **SC-L-2x24A-T34-DOL-WM** | Microprocessor-controlled switchgear for level-dependent control of two submersible motor pumps via level sensor or float switches. | 2538941 | K | ✆ |
| **SC-L-1x32A-T34-DOL-WM** | Microprocessor-controlled switchgear for level-dependent control of one submersible motor pump via level sensor or float switches. | 2538944 | K | ✆ |

**You can find more accessories at the end in the chapter Electric accessories!**
Attention: Switchgears are not protected against explosions and can be used only outside potentially explosive areas. If pumps are used within potentially explosive areas, onsite measures are required.

🚚 = ready for delivery, L = supply availability, C = approx. 2 weeks, K = approx. 4 weeks, AX = up to 16 weeks delivery time, please inquire for every order, A = on request, ✆ = please contact Wilo
Subject to change – all prices do not include VAT. Our General Terms of Delivery and Service apply (see www.wilo.com/legal) – valid from 01/01/2022 in Germany.

## RexaBloc RE

**Price group: PG14**

## Electrical accessories – level control with float switch

Level measurement using several float switches for the different water levels, including high water alarm signal. The breakdown barrier and the Ex cutoff relays are not required except for the connection of signal transmitters in potentially explosive areas! These can also be dispensed with when the SC-L..-Ex switchgear is used!

| Type | Description | Art. no. | | EUR |
|---|---|---|---|---|
| **SC-L-2x32A-T34-DOL-WM** | Microprocessor-controlled switchgear for level-dependent control of two submersible motor pumps via level sensor or float switches. | 2538945 | K | ✆ |
| **Float switch MS1 with 10 m cable** | Signal transmitters for aggressive fluids and fluids containing faeces up to a max. temperature of 80 °C. Switching: up "ON"/down "OFF". | 2004593 | L | **132.–** |
| **1~230 VAC flash light** | Xenon flash light for wall fixation for indoor and outdoor areas. Light colour: Red, flash frequency: 0.75 Hz | 2551613 | C | **285.–** |
| **1~230 V signal horn** | Horn with bell for wall fixation for indoor and outdoor areas. Alarm signal via electromechanical noise generation with steel diaphragm (88 dBA). | 501459398 | L | **98.–** |
| **NiMh rechargeable battery, 9 V/200 mAh** | Rechargeable battery to be installed in the switchgears Wilo-control MS-L and EC-L for a mains-independent alarm | 2522850 | L | **28.–** |

**You can find more accessories at the end in the chapter Electric accessories!**
Attention: Switchgears are not protected against explosions and can be used only outside potentially explosive areas. If pumps are used within potentially explosive areas, onsite measures are required.

**Price group: PG14**

## Electrical accessories – level control with level sensor

Level measurement using a level sensor with various measurement ranges, including high water alarm and dry-running protection. The breakdown barrier and the Ex cut-off relays are not required except for the connection of signal transmitters in potentially explosive areas! These can also be dispensed with when the SC-L..-Ex switchgear is used!

| Type | Description | Art. no. | | EUR |
|---|---|---|---|---|
| **EC-L-1x12A-MT34-DOL-WM** | Microcontroller-controlled switchgear with LC display and symbol-based menu navigation for level-dependent control of a submersible pump by means of float switches or level sensor.<br>**Notice!** Printed installation and operating instructions have been enclosed with the product in the following languages: DE, EN, FR, PL, RU. All 28 language versions have been saved as PDF files on an enclosed USB pen drive. **A notebook or tablet may be required** for installing and commissioning. | 2543210 | L | **1,055.–** |
| **EC-L-1x12A-MT34-DOL-WM-EMS** | Microcontroller-controlled switchgear with LC display and symbol-based menu navigation for level-dependent control of a submersible pump by means of float switches or level sensor. WITHOUT main switch, mains isolator must be provided on-site!<br>**Notice!** Printed installation and operating instructions have been enclosed with the product in the following languages: DE, EN, FR, PL, RU. All 28 language versions have been saved as PDF files on an enclosed USB pen drive. **A notebook or tablet may be required** for installing and commissioning. | 2543211 | L | **961.–** |
| **EC-L-2x12A-MT34-DOL-WM** | Microcontroller-controlled switchgear with LC display and symbol-based menu navigation for level-dependent control of submersible pumps by means of float switches or level sensor.<br>**Notice!** Printed installation and operating instructions have been enclosed with the product in the following languages: DE, EN, FR, PL, RU. All 28 language versions have been saved as PDF files on an enclosed USB pen drive. **A notebook or tablet may be required** for installing and commissioning. | 2543220 | L | **1,668.–** |
| **EC-L-2x12A-MT34-DOL-WM-EMS** | Microcontroller-controlled switchgear with LC display and symbol-based menu navigation for level-dependent control of submersible pumps by means of float switches or level sensor. WITHOUT main switch, mains isolator must be provided on-site!<br>**Notice!** Printed installation and operating instructions have been enclosed with the product in the following languages: DE, EN, FR, PL, RU. All 28 language versions have been saved as PDF files on an enclosed USB pen drive. **A notebook or tablet may be required** for installing and commissioning. | 2543221 | L | **1,466.–** |
| **EC-L-3x12A-MT34-DOL-WM** | Microcontroller-controlled switchgear with LCD display and symbol-based menu navigation for level-dependent control of three submersible pumps by means of a level sensor.<br>**Notice!** Printed installation and operating instructions have been enclosed with the product in the following languages: DE, EN, FR, PL, RU. All 28 language versions have been saved as PDF files on an enclosed USB pen drive. **A notebook or tablet may be required** for installing and commissioning. | 2543230 | L | **2,434.–** |

**You can find more accessories at the end in the chapter Electric accessories!**
Attention: Switchgears are not protected against explosions and can be used only outside potentially explosive areas. If pumps are used within potentially explosive areas, onsite measures are required.

**Price group: PG14**

## Electrical accessories – level control with level sensor

Level measurement using a level sensor with various measurement ranges, including high water alarm and dry-running protection. The breakdown barrier and the Ex cut-off relays are not required except for the connection of signal transmitters in potentially explosive areas! These can also be dispensed with when the SC-L..-Ex switchgear is used!

| Type | Description | Art. no. | | EUR |
|---|---|---|---|---|
| | | | 🚚 | |
| **SC-L-1x16A-T34-DOL-WM** | Microprocessor-controlled switchgear for level-dependent control of one submersible motor pump via level sensor or float switches. | 2538932 | K | **2,732.-** |
| **SC-L-2x16A-T34-DOL-WM** | Microprocessor-controlled switchgear for level-dependent control of two submersible motor pumps via level sensor or float switches. | 2538933 | K | **3,432.-** |
| **SC-L-1x24A-T34-DOL-WM** | Microprocessor-controlled switchgear for level-dependent control of one submersible motor pump via level sensor or float switches. | 2538940 | K | ✆ |
| **SC-L-2x24A-T34-DOL-WM** | Microprocessor-controlled switchgear for level-dependent control of two submersible motor pumps via level sensor or float switches. | 2538941 | K | ✆ |
| **SC-L-1x32A-T34-DOL-WM** | Microprocessor-controlled switchgear for level-dependent control of one submersible motor pump via level sensor or float switches. | 2538944 | K | ✆ |
| **SC-L-2x32A-T34-DOL-WM** | Microprocessor-controlled switchgear for level-dependent control of two submersible motor pumps via level sensor or float switches. | 2538945 | K | ✆ |
| **Cable clamp** | For fixation of a signal transmitter in the pump chamber. The clamp is fixed in the pump chamber with a hook; the cable of the signal transmitter is clamped and fixed via the intrinsic weight of the signal transmitter. | 2519927 | L | **25.-** |
| **24 VDC flash light** | Xenon flash light for wall fixation for indoor and outdoor areas. Light colour: Red, flash frequency: 0.75 Hz | 2551612 | C | **311.-** |
| **1~230 VAC flash light** | Xenon flash light for wall fixation for indoor and outdoor areas. Light colour: Red, flash frequency: 0.75 Hz | 2551613 | C | **285.-** |
| **12 – 24 VDC signal horn** | Horn with bell for wall fixation for indoor and outdoor areas. Alarm signal via electromechanical noise generation with steel diaphragm (92 dBA). | 2017208 | L | **99.-** |
| **1~230 V signal horn** | Horn with bell for wall fixation for indoor and outdoor areas. Alarm signal via electromechanical noise generation with steel diaphragm (88 dBA). | 501459398 | L | **98.-** |
| **NiMh rechargeable battery, 9 V/200 mAh** | Rechargeable battery to be installed in the switchgears Wilo-control MS-L and EC-L for a mains-independent alarm | 2522850 | L | **28.-** |
| **Level sensor 0-2.5 mWS with 50 m cable** | Signal transmitter with ATEX approval for fluids containing faeces with a maximum temperature of 60 °C. Output signal: 4...20 mA | **6088836** | A | **730.-** |
| **Level sensor 0-2.5 mWS with 30 m cable** | Signal transmitter with ATEX approval for fluids containing faeces with a maximum temperature of 60 °C. Output signal: 4...20 mA | **6088837** | L | **603.-** |
| **Level sensor 0-2.5 mWS with 10 m cable** | Signal transmitter with ATEX approval for fluids containing faeces with a maximum temperature of 60 °C. Output signal: 4...20 mA | **6088839** | L | **511.-** |
| **Level sensor 0-1.0 mWS with 50 m cable** | Signal transmitter with ATEX approval for fluids containing faeces with a maximum temperature of 60 °C. Output signal: 4...20 mA | **6088840** | A | **730.-** |
| **Level sensor 0-1.0 mWS with 30 m cable** | Signal transmitter with ATEX approval for fluids containing faeces with a maximum temperature of 60 °C. Output signal: 4...20 mA | **6088841** | L | **603.-** |
| **Level sensor 0-1.0 mWS with 10 m cable** | Signal transmitter with ATEX approval for fluids containing faeces with a maximum temperature of 60 °C. Output signal: 4...20 mA | **6088842** | L | **511.-** |
| **EC-L-3x12A-MT34-DOL-WM-EX** | Microprocessor-controlled switchgear with LCD display and symbol-based menu navigation for level-dependent control of three submersible pumps by means of a level sensor. Pumps and sensors within explosive atmospheres can be directly connected. **Notice!** Printed installation and operating instructions have been enclosed with the product in the following languages: DE, EN, FR, PL, RU. All 28 language versions have been saved as PDF files on an enclosed USB pen drive. **A notebook or tablet may be required** for installing and commissioning. | 2553572 | K | **4,513.-** |

**You can find more accessories at the end in the chapter Electric accessories!**
Attention: Switchgears are not protected against explosions and can be used only outside potentially explosive areas. If pumps are used within potentially explosive areas, onsite measures are required.

**Price group: PG14**

## Electrical accessories – level control with level sensor

Level measurement using a level sensor with various measurement ranges, including high water alarm and dry-running protection. The breakdown barrier and the Ex cut-off relays are not required except for the connection of signal transmitters in potentially explosive areas! These can also be dispensed with when the SC-L..-Ex switchgear is used!

| Type | Description | Art. no. | | EUR |
|---|---|---|---|---|
| **EC-L-2x12A-MT34-DOL-WM-EX** | Microprocessor-controlled switchgear with LC display and symbol-based menu navigation for level-dependent control of submersible pumps by means of float switches or level sensor. Pumps and sensors within explosive atmospheres can be directly connected. **Notice!** Printed installation and operating instructions have been enclosed with the product in the following languages: DE, EN, FR, PL, RU. All 28 language versions have been saved as PDF files on an enclosed USB pen drive. **A notebook or tablet may be required** for installing and commissioning. | 2553571 | K | **3,142.–** |
| **EC-L-1x12A-MT34-DOL-WM-EX** | Microprocessor-controlled switchgear with LC display and symbol-based menu navigation for level-dependent control of a submersible pump by means of float switches or level sensor. Pump and sensors within explosive atmospheres can be directly connected. **Notice!** Printed installation and operating instructions have been enclosed with the product in the following languages: DE, EN, FR, PL, RU. All 28 language versions have been saved as PDF files on an enclosed USB pen drive. **A notebook or tablet may be required** for installing and commissioning. | 2553570 | K | **2,979.–** |

**You can find more accessories at the end in the chapter Electric accessories!**
Attention: Switchgears are not protected against explosions and can be used only outside potentially explosive areas. If pumps are used within potentially explosive areas, onsite measures are required.

**Price group: PG14**

## Electrical accessories – mains-independent alarm signal

Alarm signal for detection of flooding in rooms and buildings. The alarm signal is acoustic, optical or wireless. In addition, other consumers can be controlled directly.

| Type | Description | Art. no. | | EUR |
|---|---|---|---|---|
| **DrainAlarm 2** | Network-independent alarm switchgear with optical and acoustic alarm signal and with a connection for one float switch. | 2545133 | L | **475.–** |
| **DrainAlarm GSM** | Network-independent alarm switchgear with optical, acoustic and wireless (per GSM) alarm signal and with a connection for one float switch. | 2542911 | L | **1,283.–** |
| **Float switch MS1 with 10 m cable** | Signal transmitters for aggressive fluids and fluids containing faeces up to a max. temperature of 80 °C. Switching: up “ON”/down “OFF”. | 2004593 | L | **132.–** |
| **1~230 V signal horn** | Horn with bell for wall fixation for indoor and outdoor areas. Alarm signal via electromechanical noise generation with steel diaphragm (88 dBA). | 501459398 | L | **98.–** |
| **1~230 VAC flash light** | Xenon flash light for wall fixation for indoor and outdoor areas. Light colour: Red, flash frequency: 0.75 Hz | 2551613 | C | **285.–** |

**You can find more accessories at the end in the chapter Electric accessories!**
Attention: Switchgears are not protected against explosions and can be used only outside potentially explosive areas. If pumps are used within potentially explosive areas, onsite measures are required.



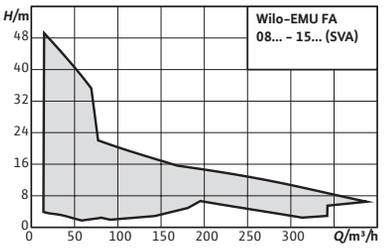


**Accessories** **Page**
Commissioning/maintenance 703

# Wilo-EMU FA

## Construction
Submersible sewage pump without cooling system for continuous duty for stationary and portable wet well installation.

## Application
Pumping of
- → Sewage containing faeces
- → Pre-cleaned sewage without faeces and long-fibre components
- → Wastewater

## Your advantages
- → Operationally reliable and efficient thanks to single-channel hydraulics with large, free ball passage
- → Process reliability thanks to optional monitoring for the sealing chamber

## Scope of delivery
- → Submersible sewage pump ready for connection with 10 m connection cable without plug
- → Installation and operating instructions

**Price group: PG8**

**Ordering information DN80**

| Type | Pressure port | Free ball passage | Rated speed | Rated current | Explosion protection ATEX | Operating mode (non-immersed) | Art. no. | | |
|---|---|---|---|---|---|---|---|---|---|
| | | *l* mm | *n* 1/min | $I_N$ A | *ATEX* | | | | EUR |
| **EMU FA 08.53-170E + T 13-4/9HEx** | DN 80 | 70 | 1310 | 4.2 | yes | S2-15 min | 6047614 | K | **3,693.-** |
| **EMU FA 08.53-185E + T 13-4/12HEx** | DN 80 | 70 | 1410 | 5.3 | yes | S2-15 min | 6047616 | K | **3,760.-** |
| **EMU FA 08.53-200E + T 13-4/18HEx** | DN 80 | 70 | 1400 | 9.2 | yes | S2-15 min | 6047618 | K | **3,898.-** |
| **EMU FA 08.53-215E + T 13-4/18HEx** | DN 80 | 70 | 1400 | 9.2 | yes | S2-15 min | 6046643 | K | **3,965.-** |
| **EMU FA 08.64-234E + T 17-4/16HEx** | DN 80 | 80 | 1400 | 13.5 | yes | - | 6047622 | K | **4,308.-** |
| **EMU FA 08.64-246E + T 17-4/16HEx** | DN 80 | 80 | 1400 | 13.5 | yes | - | 6047624 | L | **4,364.-** |
| **EMU FA 08.64-258E + T 17.2-4/24HEx** | DN 80 | 80 | 1417 | 21 | yes | - | 6047626 | K | **5,459.-** |
| **EMU FA 08.64-270E + T 17.2-4/24HEx** | DN 80 | 80 | 1417 | 21 | yes | - | 6047628 | K | **5,525.-** |

= ready for delivery, L = supply availability, C = approx. 2 weeks, K = approx. 4 weeks, AX = up to 16 weeks delivery time, please inquire for every order, A = on request, = please contact Wilo
Subject to change – all prices do not include VAT. Our General Terms of Delivery and Service apply (see www.wilo.com/legal) – valid from 01/01/2022 in Germany.

**EMU FA**

Price group: PG8

## Ordering information DN80

| Type | Pressure port | Free ball passage | Rated speed | Rated current | Explosion protection ATEX | Operating mode (non-immersed) | Art. no. | | |
|---|---|---|---|---|---|---|---|---|---|
| | | *l* mm | *n* 1/min | $I_N$ A | *ATEX* | | | | EUR |
| **EMU FA 08.64-278E + T 17.2-4/24HEx** | DN 80 | 80 | 1417 | 21 | yes | – | 6047630 | K | **5,593.–** |

Price group: PG8

## Ordering information DN100

| Type | Pressure port | Free ball passage | Rated speed | Rated current | Explosion protection ATEX | Operating mode (non-immersed) | Art. no. | | |
|---|---|---|---|---|---|---|---|---|---|
| | | *l* mm | *n* 1/min | $I_N$ A | *ATEX* | | | | EUR |
| **EMU FA 10.33-208E + T 17-4/8HEx** | DN 100 | 80 | 1410 | 7.9 | yes | – | 6047662 | L | **3,814.–** |
| **EMU FA 10.33-223E + T 17-4/12HEx** | DN 100 | 80 | 1405 | 9.4 | yes | – | 6047664 | L | **4,033.–** |
| **EMU FA 10.33-238E + T 17-4/16HEx** | DN 100 | 80 | 1400 | 13.5 | yes | – | 6047666 | K | **4,384.–** |
| **EMU FA 10.34-234E + T 17-4/16HEx** | DN 100 | 80 | 1400 | 13.5 | yes | – | 6045118 | K | **4,517.–** |
| **EMU FA 10.34-258E + T 17.2-4/24HEx** | DN 100 | 80 | 1417 | 21 | yes | – | 6045117 | L | **5,855.–** |
| **EMU FA 10.34-278E + T 20.1-4/22GEx** | DN 100 | 80 | 1425 | 30.5 | yes | S2-15 min | 6047678 | K | **8,189.–** |
| **EMU FA 10.82-215E + T 17-4/16HEx** | DN 100 | 100 | 1400 | 13.5 | yes | – | 6047722 | L | **5,187.–** |
| **EMU FA 10.82-230E + T 17.2-4/24HEx** | DN 100 | 100 | 1417 | 21 | yes | – | 6047724 | L | **6,174.–** |
| **EMU FA 10.82-245E + T 17.2-4/24HEx** | DN 100 | 100 | 1417 | 21 | yes | – | 6047726 | K | **6,202.–** |

Price group: PG8

## Ordering information DN150

| Type | Pressure port | Free ball passage | Rated speed | Rated current | Explosion protection ATEX | Operating mode (non-immersed) | Art. no. | | |
|---|---|---|---|---|---|---|---|---|---|
| | | *l* mm | *n* 1/min | $I_N$ A | *ATEX* | | | | EUR |
| **EMU FA 15.52-215E + T 17-4/16HEx** | DN 150 | 100 | 1400 | 13.5 | yes | – | 6046644 | L | **5,241.–** |
| **EMU FA 15.52-230E + T 17.2-4/16HEx** | DN 150 | 100 | 1400 | 13.5 | yes | – | 6049225 | K | **5,272.–** |
| **EMU FA 15.52-230E + T 17.2-4/24HEx** | DN 150 | 100 | 1417 | 21 | yes | – | 6047730 | K | **6,647.–** |
| **EMU FA 15.52-245E + T 17.2-4/24HEx** | DN 150 | 100 | 1417 | 21 | yes | – | 6047732 | K | **6,678.–** |
| **EMU FA 15.52-260E + T 20.1-4/22GEx** | DN 150 | 100 | 1425 | 30.5 | yes | S2-15 min | 6047734 | L | **8,731.–** |



= ready for delivery, L = supply availability, C = approx. 2 weeks, K = approx. 4 weeks, AX = up to 16 weeks delivery time, please inquire for every order, A = on request, = please contact Wilo
Subject to change – all prices do not include VAT. Our General Terms of Delivery and Service apply (see www.wilo.com/legal) – valid from 01/01/2022 in Germany.

## Installation drawing stationary wet well installation

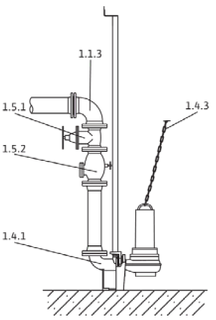


| | |
|---|---|
| 1.1.3 | 90° pipe bend |
| 1.4.1 | Suspension unit |
| 1.4.3 | Chain |
| 1.5.1 | Shut-off valve |
| 1.5.2 | Non-return valve |

**Price group: PG14**

## Accessories for stationary wet well installation DN80

| Type | Reference number | Description | Art. no. | | EUR |
|---|---|---|---|---|---|
| **Suspension unit DN 80/2RK** | 1.4.1 | Made of EN-GJL-250, painted, with free passage in DN 80, foot elbow including pump holder, profile joint, installation and floor fixation accessories and double-pipe guide pipe bracket (42.4x2 mm) without guide pipes. | 6082333 | L | **368.–** |
| **Non-return valve DN 80** | 1.5.2 | made of EN-GJL-250, according to DIN EN 12050-4, including 1 set mounting accessories | 2017168 | L | **385.–** |
| **Gate valve DN 80, EN-GJL-250** | 1.5.1 | made of EN-GJL-250, including 1 set mounting accessories | 2017162 | L | **347.–** |
| **90° pipe elbow DN 80** | 1.1.3 | Made of EN-GJS-400-15, with 2 flanges, including 1 set installation accessories | 2012064 | L | **235.–** |
| **Y-piece DN 80** | 1.1.5 | Made of steel, galvanised, PN 10/16 flanges in accordance with DIN 2501 with 2 sets of installation accessories | 2017179 | L | **851.–** |
| **Mounting accessories DN 80/100, PN 10** | 1.4.12 | For one flange connection, with screws, nuts and flat gasket | 6077521 | L | **31.–** |
| **Guide pipe Ø42.4x2mm 6m 1.4301** | 1.4.15 | Guide pipe suitable for use with the suspension unit. Safe guide of the pump to the coupling connection. The number depends on the suspension unit. | 6031565 | L | **150.–** |
| **Guide pipe Ø42.4x2mm 6m 1.4571** | 1.4.15 | Guide pipe suitable for use with the suspension unit. Safe guide of the pump to the coupling connection. The number depends on the suspension unit. | 6031566 | L | **263.–** |
| **Sling chain kit PCS-CE, galvanised steel, 400 kg, 3 m** | 1.4.3 | Sling chain for raising, lowering and transporting pumps; incl. 2 shackles; without connecting links for suspension. | 6063139 | L | **113.–** |
| **Sling chain kit PCS-CE, galvanised steel, 400 kg, 5 m** | 1.4.3 | As chain sling with 2 shackles in galvanised steel. Bearing capacity: 400 kg | 6063140 | L | **172.–** |
| **Sling chain kit PCS-CE, galvanised steel, 400 kg, 10 m** | 1.4.3 | As chain sling with 2 shackles in galvanised steel. Bearing capacity: 400 kg | 6063142 | L | **320.–** |
| **Sling chain kit PCS-CE, stainless steel, 400 kg, 3 m** | 1.4.3 | Sling chain for raising, lowering and transporting pumps; incl. 2 shackles; without connecting links for suspension. | 6063135 | L | **336.–** |
| **Sling chain kit PCS-CE, stainless steel, 400 kg, 5 m** | 1.4.3 | As chain sling with 2 shackles in 1.4401 stainless steel. Bearing capacity: 400 kg | 6063136 | L | **473.–** |
| **Sling chain kit PCS-CE, stainless steel, 400 kg, 10 m** | 1.4.3 | As chain sling with 2 shackles in 1.4401 stainless steel. Bearing capacity: 400 kg | 6063138 | L | **747.–** |

Price group: PG14

## Accessories for stationary wet well installation DN100

| Type | Reference number | Description | Art. no. | | |
|---|---|---|---|---|---|
| | | | | | EUR |
| **Suspension unit DN 100/2RK** | 1.4.1 | Made of EN-GJL-250, painted, with free passage in DN 100, foot elbow including pump holder, profile joint, installation and floor fixation accessories and double-pipe guide pipe bracket (42.4x2 mm) without guide pipes. | 6082336 | L | **526.–** |
| **Non-return valve DN 100** | 1.5.2 | made of EN-GJL-250, according to DIN EN 12050-4, including 1 set mounting accessories | 2017169 | L | **461.–** |
| **Gate valve DN 100, EN-GJL-250** | 1.5.1 | made of EN-GJL-250, including 1 set mounting accessories | 2017163 | L | **410.–** |
| **90° pipe elbow DN 100** | 1.1.3 | Made of EN-GJS-400-15, with 2 flanges, including 1 set installation accessories | 2004669 | L | **283.–** |
| **Y-piece DN 100** | 1.1.5 | Made of steel, galvanised, PN 10/16 flanges in accordance with DIN 2501 with 2 sets of installation accessories | 2017180 | L | **1,016.–** |
| **Guide pipe Ø42.4x2mm 6m 1.4301** | 1.4.15 | Guide pipe suitable for use with the suspension unit. Safe guide of the pump to the coupling connection. The number depends on the suspension unit. | 6031565 | L | **150.–** |
| **Guide pipe Ø42.4x2mm 6m 1.4571** | 1.4.15 | Guide pipe suitable for use with the suspension unit. Safe guide of the pump to the coupling connection. The number depends on the suspension unit. | 6031566 | L | **263.–** |
| **Mounting accessories DN 80/100, PN 10** | 1.4.12 | For one flange connection, with screws, nuts and flat gasket | 6077521 | L | **31.–** |
| **Sling chain kit PCS-CE, galvanised steel, 400 kg, 3 m** | 1.4.3 | Sling chain for raising, lowering and transporting pumps; incl. 2 shackles; without connecting links for suspension. | 6063139 | L | **113.–** |
| **Sling chain kit PCS-CE, galvanised steel, 400 kg, 5 m** | 1.4.3 | As chain sling with 2 shackles in galvanised steel. Bearing capacity: 400 kg | 6063140 | L | **172.–** |
| **Sling chain kit PCS-CE, galvanised steel, 400 kg, 10 m** | 1.4.3 | As chain sling with 2 shackles in galvanised steel. Bearing capacity: 400 kg | 6063142 | L | **320.–** |
| **Sling chain kit PCS-CE, stainless steel, 400 kg, 3 m** | 1.4.3 | Sling chain for raising, lowering and transporting pumps; incl. 2 shackles; without connecting links for suspension. | 6063135 | L | **336.–** |
| **Sling chain kit PCS-CE, stainless steel, 400 kg, 5 m** | 1.4.3 | As chain sling with 2 shackles in 1.4401 stainless steel. Bearing capacity: 400 kg | 6063136 | L | **473.–** |
| **Sling chain kit PCS-CE, stainless steel, 400 kg, 10 m** | 1.4.3 | As chain sling with 2 shackles in 1.4401 stainless steel. Bearing capacity: 400 kg | 6063138 | L | **747.–** |

Price group: PG14

## Accessories for stationary wet well installation DN150

| Type | Reference number | Description | Art. no. | | |
|---|---|---|---|---|---|
| | | | | | EUR |
| **Suspension unit DN 150/2RK** | 1.4.1 | Made of EN-GJL-250, painted, with free passage in DN 150, foot elbow including pump holder, profile joint, installation and floor fixation accessories and double-pipe guide pipe bracket (42.4x2 mm) without guide pipes. | 6036890 | A | **1,089.–** |
| **Non-return valve DN 150** | 1.5.2 | made of EN-GJL-250, according to DIN EN 12050-4, including 1 set mounting accessories | 2017170 | L | **993.–** |
| **Gate valve DN 150, EN-GJL-250** | 1.5.1 | made of EN-GJL-250, including 1 set mounting accessories | 2017164 | L | **680.–** |
| **90° pipe elbow DN 150** | 1.1.3 | Made of EN-GJS-400-15, with 2 flanges, including 1 installation accessories set | 2017186 | K | **542.–** |
| **Y-piece DN 150** | 1.1.5 | Made of steel, galvanised, PN 10/16 flanges in accordance with DIN 2501 with 2 sets of installation accessories | 2017181 | L | **1,511.–** |
| **Guide pipe Ø42.4x2mm 6m 1.4301** | 1.4.15 | Guide pipe suitable for use with the suspension unit. Safe guide of the pump to the coupling connection. The number depends on the suspension unit. | 6031565 | L | **150.–** |

= ready for delivery, L = supply availability, C = approx. 2 weeks, K = approx. 4 weeks, AX = up to 16 weeks delivery time, please inquire for every order, A = on request, = please contact Wilo
Subject to change – all prices do not include VAT. Our General Terms of Delivery and Service apply (see www.wilo.com/legal) – valid from 01/01/2022 in Germany.

**Price group: PG14**

**Accessories for stationary wet well installation DN150**

| Type | Reference number | Description | Art. no. | | EUR |
|---|---|---|---|---|---|
| **Guide pipe Ø42.4x2mm 6m 1.4571** | 1.4.15 | Guide pipe suitable for use with the suspension unit. Safe guide of the pump to the coupling connection. The number depends on the suspension unit. | 6031566 | L | **263.–** |
| **Mounting accessories DN 150, PN 10** | – | For one flange connection, with screws, nuts and flat gasket | 6077523 | L | **40.–** |
| **Sling chain kit PCS-CE, galvanised steel, 400 kg, 3 m** | 1.4.3 | Sling chain for raising, lowering and transporting pumps; incl. 2 shackles; without connecting links for suspension. | 6063139 | L | **113.–** |
| **Sling chain kit PCS-CE, galvanised steel, 400 kg, 5 m** | 1.4.3 | As chain sling with 2 shackles in galvanised steel. Bearing capacity: 400 kg | 6063140 | L | **172.–** |
| **Sling chain kit PCS-CE, galvanised steel, 400 kg, 10 m** | 1.4.3 | As chain sling with 2 shackles in galvanised steel. Bearing capacity: 400 kg | 6063142 | L | **320.–** |
| **Sling chain kit PCS-CE, stainless steel, 400 kg, 3 m** | 1.4.3 | Sling chain for raising, lowering and transporting pumps; incl. 2 shackles; without connecting links for suspension. | 6063135 | L | **336.–** |
| **Sling chain kit PCS-CE, stainless steel, 400 kg, 5 m** | 1.4.3 | As chain sling with 2 shackles in 1.4401 stainless steel. Bearing capacity: 400 kg | 6063136 | L | **473.–** |
| **Sling chain kit PCS-CE, stainless steel, 400 kg, 10 m** | 1.4.3 | As chain sling with 2 shackles in 1.4401 stainless steel. Bearing capacity: 400 kg | 6063138 | L | **747.–** |

**Installation drawing portable wet well installation**

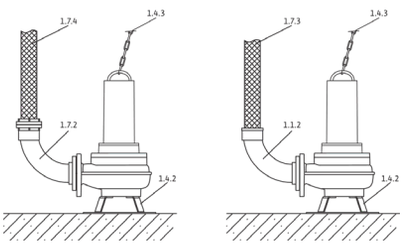


| | |
|---|---|
| 1.1.2 | 90° pipe bend with hose connection |
| 1.4.2 | Pump foot |
| 1.4.3 | Chain |
| 1.7.3 | Pressure hose |
| 1.7.4 | Pressure hose with Storz coupling |
| 1.7.5 | 90° pipe bend with Storz coupling |

**Price group: PG14**

**Accessories for portable wet well installation DN80**

| Type | Reference number | Description | Art. no. | | EUR |
|---|---|---|---|---|---|
| **Floor supporting foot DN 80/100** | 1.4.2 | Made of steel (S235JR), powder-coated, including fixation material | 6065949 | L | **254.–** |
| **Floor supporting foot DN 80/100** | 1.4.2 | Made of stainless steel (1.4571), including fixation material | 6065953 | C | **837.–** |
| **Fixed coupling set Storz B/DN 80** | 1.7.2 | with 90° pipe elbow and flange connection; pipe elbow made of EN-GJL-250, Storz coupling made of aluminium, incl. 1 set of mounting accessories | 6031385 | L | **283.–** |
| **Synthetic fibre pressure hose 5 m, with Storz B** | 1.7.4 | Inside Ø 75 mm, including coupling, 12/40 bar | 6003052 | A | **103.–** |
| **Synthetic fibre pressure hose 10 m, with Storz B** | 1.7.4 | Inside Ø 75 mm, including coupling, 12/40 bar | 6003051 | A | **134.–** |
| **Synthetic fibre pressure hose 20 m, with Storz B** | 1.7.4 | Inside Ø 75 mm, including coupling, 12/40 bar | 6003050 | A | **236.–** |
| **Sling chain kit PCS-CE, galvanised steel, 400 kg, 5 m** | 1.4.3 | As chain sling with 2 shackles in galvanised steel. Bearing capacity: 400 kg | 6063140 | L | **172.–** |

= ready for delivery, L = supply availability, C = approx. 2 weeks, K = approx. 4 weeks, AX = up to 16 weeks delivery time, please inquire for every order, A = on request, = please contact Wilo
Subject to change – all prices do not include VAT. Our General Terms of Delivery and Service apply (see www.wilo.com/legal) – valid from 01/01/2022 in Germany.

Price group: PG14

## Accessories for portable wet well installation DN80

| Type | Reference number | Description | Art. no. | | EUR |
|---|---|---|---|---|---|
| **Sling chain kit PCS-CE, galvanised steel, 400 kg, 10 m** | 1.4.3 | As chain sling with 2 shackles in galvanised steel. Bearing capacity: 400 kg | 6063142 | L | **320.–** |
| **Sling chain kit PCS-CE, stainless steel, 400 kg, 5 m** | 1.4.3 | As chain sling with 2 shackles in 1.4401 stainless steel. Bearing capacity: 400 kg | 6063136 | L | **473.–** |
| **Sling chain kit PCS-CE, stainless steel, 400 kg, 10 m** | 1.4.3 | As chain sling with 2 shackles in 1.4401 stainless steel. Bearing capacity: 400 kg | 6063138 | L | **747.–** |

Price group: PG14

## Accessories for portable wet well installation DN100

| Type | Reference number | Description | Art. no. | | EUR |
|---|---|---|---|---|---|
| **Floor supporting foot DN 80/100** | 1.4.2 | Made of steel (S235JR), powder-coated, including fixation material | 6065949 | L | **254.–** |
| **Floor supporting foot DN 80/100** | 1.4.2 | Made of stainless steel (1.4571), including fixation material | 6065953 | C | **837.–** |
| **Fixed coupling set Storz A/DN 100** | 1.7.2 | with 90° pipe elbow and flange connection; pipe elbow made of EN-GJL-250, Storz coupling made of aluminium, incl. 1 set of mounting accessories | 6031672 | L | **378.–** |
| **Synthetic fibre pressure hose 5 m, with Storz A** | 1.7.4 | Inside Ø 102 mm, including coupling, 8/20 bar | 6022391 | K | **193.–** |
| **Synthetic fibre pressure hose 10 m, with Storz A** | 1.7.4 | Inside Ø 102 mm, including coupling, 8/20 bar | 6022392 | K | **378.–** |
| **Synthetic fibre pressure hose 20 m, with Storz A** | 1.7.4 | Inside Ø 102 mm, including coupling, 8/20 bar | 6022393 | L | **390.–** |
| **Sling chain kit PCS-CE, galvanised steel, 400 kg, 5 m** | 1.4.3 | As chain sling with 2 shackles in galvanised steel. Bearing capacity: 400 kg | 6063140 | L | **172.–** |
| **Sling chain kit PCS-CE, galvanised steel, 400 kg, 10 m** | 1.4.3 | As chain sling with 2 shackles in galvanised steel. Bearing capacity: 400 kg | 6063142 | L | **320.–** |
| **Sling chain kit PCS-CE, stainless steel, 400 kg, 5 m** | 1.4.3 | As chain sling with 2 shackles in 1.4401 stainless steel. Bearing capacity: 400 kg | 6063136 | L | **473.–** |
| **Sling chain kit PCS-CE, stainless steel, 400 kg, 10 m** | 1.4.3 | As chain sling with 2 shackles in 1.4401 stainless steel. Bearing capacity: 400 kg | 6063138 | L | **747.–** |

Price group: PG14

## Accessories for portable wet well installation DN150

| Type | Reference number | Description | Art. no. | | EUR |
|---|---|---|---|---|---|
| **Floor supporting foot FA 15.52** | 1.4.2 | Made of steel (S235JR), lacquered, including fixation material | 6024243 | C | **657.–** |
| **Fixed coupling set Storz F/DN 150** | 1.7.2 | with 90° pipe elbow and flange connection; pipe elbow made of EN-GJL-250, Storz coupling made of aluminium, incl. 1 set of mounting accessories | 6040247 | A | **1,028.–** |
| **Synthetic fibre pressure hose 10 m, with Storz F** | 1.7.4 | Inside Ø 150 mm, including coupling, 6/15 bar | 6003648 | K | **659.–** |

= ready for delivery, L = supply availability, C = approx. 2 weeks, K = approx. 4 weeks, AX = up to 16 weeks delivery time, please inquire for every order, A = on request, = please contact Wilo
Subject to change – all prices do not include VAT. Our General Terms of Delivery and Service apply (see www.wilo.com/legal) – valid from 01/01/2022 in Germany.

Price group: PG14

## Accessories for portable wet well installation DN150

| Type | Reference number | Description | Art. no. | | |
|---|---|---|---|---|---|
| | | | | | EUR |
| **Synthetic fibre pressure hose 20 m, with Storz F** | 1.7.4 | Inside Ø 150 mm, including coupling, 6/15 bar | 6003647 | K | **1,000.–** |
| **Sling chain kit PCS-CE, galvanised steel, 400 kg, 5 m** | 1.4.3 | As chain sling with 2 shackles in galvanised steel. Bearing capacity: 400 kg | 6063140 | L | **172.–** |
| **Sling chain kit PCS-CE, galvanised steel, 400 kg, 10 m** | 1.4.3 | As chain sling with 2 shackles in galvanised steel. Bearing capacity: 400 kg | 6063142 | L | **320.–** |
| **Sling chain kit PCS-CE, stainless steel, 400 kg, 5 m** | 1.4.3 | As chain sling with 2 shackles in 1.4401 stainless steel. Bearing capacity: 400 kg | 6063136 | L | **473.–** |
| **Sling chain kit PCS-CE, stainless steel, 400 kg, 10 m** | 1.4.3 | As chain sling with 2 shackles in 1.4401 stainless steel. Bearing capacity: 400 kg | 6063138 | L | **747.–** |

Price group: PG14

## Electrical accessories – level control with dynamic pressure system

Level measurement via an open dynamic pressure system with the option of a separate dynamic pressure bell for the high water level.

| Type | Description | Art. no. | | |
|---|---|---|---|---|
| | | | | EUR |
| **EC-L-1x12A-MT34-DOL-WM-EMS-IPS** | Microcontroller-controlled switchgear with LC display, symbol-based menu navigation and integrated pressure transducer for level-dependent control of a submersible pump by means of float switches, level sensor or immersion bell. WITHOUT main switch, mains isolator must be provided on-site!<br>**Notice!** Printed installation and operating instructions have been enclosed with the product in the following languages: DE, EN, FR, PL, RU. All 28 language versions have been saved as PDF files on an enclosed USB pen drive. **A notebook or tablet may be required** for installing and commissioning. | 2543212 | L | **1,030.–** |
| **EC-L-2x12A-MT34-DOL-WM-EMS-IPS** | Microcontroller-controlled switchgear with LC display, symbol-based menu navigation and integrated pressure transducer for level-dependent control of two submersible pumps by means of float switches, level sensor or immersion bell. WITHOUT main switch, mains isolator must be provided on-site!<br>**Notice!** Printed installation and operating instructions have been enclosed with the product in the following languages: DE, EN, FR, PL, RU. All 28 language versions have been saved as PDF files on an enclosed USB pen drive. **A notebook or tablet may be required** for installing and commissioning. | 2543222 | L | **1,585.–** |
| **Dynamic pressure bell with 10 m hose** | Pneumatic signal transmitter for media containing faeces with a max. temperature of 60 °C. The signal transmitter is open in direction of the fluid and must be ventilated after each pumping out (OFF depending on time). | 2516976 | L | **102.–** |
| **Bubbling-through system** | Small compressor for constant aeration of the dynamic pressure bell, including non-return valve, 3 m hose and T-connector. | 2516977 | L | **250.–** |
| **24 VDC flash light** | Xenon flash light for wall fixation for indoor and outdoor areas. Light colour: Red, flash frequency: 0.75 Hz | 2551612 | C | **311.–** |
| **1~230 VAC flash light** | Xenon flash light for wall fixation for indoor and outdoor areas. Light colour: Red, flash frequency: 0.75 Hz | 2551613 | C | **285.–** |
| **12 – 24 VDC signal horn** | Horn with bell for wall fixation for indoor and outdoor areas. Alarm signal via electromechanical noise generation with steel diaphragm (92 dBA). | 2017208 | L | **99.–** |
| **1~230 V signal horn** | Horn with bell for wall fixation for indoor and outdoor areas. Alarm signal via electromechanical noise generation with steel diaphragm (88 dBA). | 501459398 | L | **98.–** |
| **NiMh rechargeable battery, 9 V/200 mAh** | Rechargeable battery to be installed in the switchgears Wilo-control MS-L and EC-L for a mains-independent alarm | 2522850 | L | **28.–** |

**You can find more accessories at the end in the chapter Electric accessories!**
Attention: Switchgears are not protected against explosions and can be used only outside potentially explosive areas. If pumps are used within potentially explosive areas, onsite measures are required.

**Price group: PG14**

## Electrical accessories – level control with float switch

Level measurement using several float switches for the different water levels, including high water alarm signal. The breakdown barrier and the Ex cutoff relays are not required except for the connection of signal transmitters in potentially explosive areas! These can also be dispensed with when the SC-L..-Ex switchgear is used!

| Type | Description | Art. no. | | EUR |
|---|---|---|---|---|
| | | | 🚚 | |
| **EC-L-1x12A-MT34-DOL-WM** | Microcontroller-controlled switchgear with LC display and symbol-based menu navigation for level-dependent control of a submersible pump by means of float switches or level sensor.<br>**Notice!** Printed installation and operating instructions have been enclosed with the product in the following languages: DE, EN, FR, PL, RU. All 28 language versions have been saved as PDF files on an enclosed USB pen drive. **A notebook or tablet may be required** for installing and commissioning. | 2543210 | L | **1,055.–** |
| **EC-L-1x12A-MT34-DOL-WM-EX** | Microprocessor-controlled switchgear with LC display and symbol-based menu navigation for level-dependent control of a submersible pump by means of float switches or level sensor. Pump and sensors within explosive atmospheres can be directly connected.<br>**Notice!** Printed installation and operating instructions have been enclosed with the product in the following languages: DE, EN, FR, PL, RU. All 28 language versions have been saved as PDF files on an enclosed USB pen drive. **A notebook or tablet may be required** for installing and commissioning. | 2553570 | K | **2,979.–** |
| **EC-L-1x12A-MT34-DOL-WM-EMS** | Microcontroller-controlled switchgear with LC display and symbol-based menu navigation for level-dependent control of a submersible pump by means of float switches or level sensor. WITHOUT main switch, mains isolator must be provided on-site!<br>**Notice!** Printed installation and operating instructions have been enclosed with the product in the following languages: DE, EN, FR, PL, RU. All 28 language versions have been saved as PDF files on an enclosed USB pen drive. **A notebook or tablet may be required** for installing and commissioning. | 2543211 | L | **961.–** |
| **EC-L-2x12A-MT34-DOL-WM** | Microcontroller-controlled switchgear with LC display and symbol-based menu navigation for level-dependent control of submersible pumps by means of float switches or level sensor.<br>**Notice!** Printed installation and operating instructions have been enclosed with the product in the following languages: DE, EN, FR, PL, RU. All 28 language versions have been saved as PDF files on an enclosed USB pen drive. **A notebook or tablet may be required** for installing and commissioning. | 2543220 | L | **1,668.–** |
| **EC-L-2x12A-MT34-DOL-WM-EX** | Microprocessor-controlled switchgear with LC display and symbol-based menu navigation for level-dependent control of submersible pumps by means of float switches or level sensor. Pumps and sensors within explosive atmospheres can be directly connected.<br>**Notice!** Printed installation and operating instructions have been enclosed with the product in the following languages: DE, EN, FR, PL, RU. All 28 language versions have been saved as PDF files on an enclosed USB pen drive. **A notebook or tablet may be required** for installing and commissioning. | 2553571 | K | **3,142.–** |
| **EC-L-2x12A-MT34-DOL-WM-EMS** | Microcontroller-controlled switchgear with LC display and symbol-based menu navigation for level-dependent control of submersible pumps by means of float switches or level sensor. WITHOUT main switch, mains isolator must be provided on-site!<br>**Notice!** Printed installation and operating instructions have been enclosed with the product in the following languages: DE, EN, FR, PL, RU. All 28 language versions have been saved as PDF files on an enclosed USB pen drive. **A notebook or tablet may be required** for installing and commissioning. | 2543221 | L | **1,466.–** |
| **SC-L-1x24A-T34-SD-WM** | Microprocessor-controlled switchgear for level-dependent control of one submersible motor pump via level sensor or float switches. | 2538956 | K | **3,671.–** |
| **SC-L-2x24A-T34-SD-WM** | Microprocessor-controlled switchgear for level-dependent control of two submersible motor pumps via level sensor or float switches. | 2538957 | K | **4,289.–** |
| **SC-L-1x32A-T34-SD-WM** | Microprocessor-controlled switchgear for level-dependent control of one submersible motor pump via level sensor or float switches. | 2538960 | K | **4,241.–** |
| **SC-L-2x32A-T34-SD-WM** | Microprocessor-controlled switchgear for level-dependent control of two submersible pumps via level sensor or float switches. | 2538961 | K | **4,989.–** |
| **Float switch MS1 with 10 m cable** | Signal transmitters for aggressive fluids and fluids containing faeces up to a max. temperature of 80 °C. Switching: up "ON"/down "OFF". | 2004593 | L | **132.–** |
| **Ex-rated cut-off relay (2-circuit)** | Ex cut-off relay for the connection of 2 float switches for level control in explosive atmospheres. | 2513059 | L | **833.–** |
| **Ex-rated cut-off relay (3-circuit)** | Ex cut-off relay for the connection of 3 float switches for level control in explosive atmospheres. | 2510698 | K | **1,050.–** |

**You can find more accessories at the end in the chapter Electric accessories!**

Attention: Switchgears are not protected against explosions and can be used only outside potentially explosive areas. If pumps are used within potentially explosive areas, onsite measures are required.

**Price group: PG14**

## Electrical accessories – level control with float switch

Level measurement using several float switches for the different water levels, including high water alarm signal. The breakdown barrier and the Ex cutoff relays are not required except for the connection of signal transmitters in potentially explosive areas! These can also be dispensed with when the SC-L..-Ex switchgear is used!

| Type | Description | Art. no. | | EUR |
|---|---|---|---|---|
| **Ex-rated cut-off relay (4-circuit)** | Ex cut-off relay for the connection of 4 float switches for level control in explosive atmospheres. | 2510699 | K | **985.-** |
| **Ex-rated cut-off relay (5-circuit)** | Ex cut-off relay for the connection of 5 float switches for level control in explosive atmospheres. | 2510674 | K | **1,332.-** |
| **24 VDC flash light** | Xenon flash light for wall fixation for indoor and outdoor areas. Light colour: Red, flash frequency: 0.75 Hz | 2551612 | C | **311.-** |
| **1~230 VAC flash light** | Xenon flash light for wall fixation for indoor and outdoor areas. Light colour: Red, flash frequency: 0.75 Hz | 2551613 | C | **285.-** |
| **12 – 24 VDC signal horn** | Horn with bell for wall fixation for indoor and outdoor areas. Alarm signal via electromechanical noise generation with steel diaphragm (92 dBA). | 2017208 | L | **99.-** |
| **1~230 V signal horn** | Horn with bell for wall fixation for indoor and outdoor areas. Alarm signal via electromechanical noise generation with steel diaphragm (88 dBA). | 501459398 | L | **98.-** |
| **NiMh rechargeable battery, 9 V/200 mAh** | Rechargeable battery to be installed in the switchgears Wilo-control MS-L and EC-L for a mains-independent alarm | 2522850 | L | **28.-** |
| **Communication module GSM (SC)** | Additional module for equipping the switchgear series SC/SCe for dialling into GSM mobile phone networks. | 2542216 | A | **513.-** |
| **D-network tri-band antenna 15 m cable** | Omnidirectional antenna with mounting bracket and FME bush | 2533864 | A | **506.-** |
| **D-network tri-band antenna 10 m cable** | Omnidirectional antenna with mounting bracket and FME bush | 2533863 | A | **456.-** |
| **D-network dual-band antenna with 3 m cable** | Omnidirectional antenna with FME bush for installation on the switch cabinet. | 2533862 | A | **151.-** |

**You can find more accessories at the end in the chapter Electric accessories!**
Attention: Switchgears are not protected against explosions and can be used only outside potentially explosive areas. If pumps are used within potentially explosive areas, onsite measures are required.

**Price group: PG14**

## Electrical accessories – level control with level sensor

Level measurement using a level sensor with various measurement ranges, including high water alarm and dry-running protection. The breakdown barrier and the Ex cut-off relays are not required except for the connection of signal transmitters in potentially explosive areas! These can also be dispensed with when the SC-L..-Ex switchgear is used!

| Type | Description | Art. no. | | EUR |
|---|---|---|---|---|
| **SC-L-1x10A-T34-DOL-WM** | Microprocessor-controlled switchgear for level-dependent control of one submersible motor pump via level sensor or float switches. | 2538924 | K | **2,549.-** |
| **SC-L-1x12A-T34-DOL-WM** | Microprocessor-controlled switchgear for level-dependent control of one submersible motor pump via level sensor or float switches. | 2538928 | K | **2,581.-** |
| **SC-L-1x24A-T34-SD-WM** | Microprocessor-controlled switchgear for level-dependent control of one submersible motor pump via level sensor or float switches. | 2538956 | K | **3,671.-** |
| **SC-L-1x32A-T34-SD-WM** | Microprocessor-controlled switchgear for level-dependent control of one submersible motor pump via level sensor or float switches. | 2538960 | K | **4,241.-** |
| **SC-L-2x10A-T34-DOL-WM** | Microprocessor-controlled switchgear for level-dependent control of two submersible motor pumps via level sensor or float switches. | 2538925 | K | **2,934.-** |
| **SC-L-2x12A-T34-DOL-WM** | Microprocessor-controlled switchgear for level-dependent control of two submersible motor pumps via level sensor or float switches. | 2538929 | K | **2,998.-** |
| **SC-L-2x24A-T34-SD-WM** | Microprocessor-controlled switchgear for level-dependent control of two submersible motor pumps via level sensor or float switches. | 2538957 | K | **4,289.-** |
| **SC-L-2x32A-T34-SD-WM** | Microprocessor-controlled switchgear for level-dependent control of two submersible pumps via level sensor or float switches. | 2538961 | K | **4,989.-** |
| **Cable clamp** | For fixation of a signal transmitter in the pump chamber. The clamp is fixed in the pump chamber with a hook; the cable of the signal transmitter is clamped and fixed via the intrinsic weight of the signal transmitter. | 2519927 | L | **25.-** |

**You can find more accessories at the end in the chapter Electric accessories!**
Attention: Switchgears are not protected against explosions and can be used only outside potentially explosive areas. If pumps are used within potentially explosive areas, onsite measures are required.

**Price group: PG14**

## Electrical accessories – level control with level sensor

Level measurement using a level sensor with various measurement ranges, including high water alarm and dry-running protection. The breakdown barrier and the Ex cut-off relays are not required except for the connection of signal transmitters in potentially explosive areas! These can also be dispensed with when the SC-L..-Ex switchgear is used!

| Type | Description | Art. no. | | EUR |
|---|---|---|---|---|
| **Zener barrier** | Breakdown barrier (Zener barrier) for the connection of one level sensor in an explosive atmosphere. | 2541372 | L | **320.–** |
| **1~230 VAC flash light** | Xenon flash light for wall fixation for indoor and outdoor areas. Light colour: Red, flash frequency: 0.75 Hz | 2551613 | C | **285.–** |
| **1~230 V signal horn** | Horn with bell for wall fixation for indoor and outdoor areas. Alarm signal via electromechanical noise generation with steel diaphragm (88 dBA). | 501459398 | L | **98.–** |
| **Communication module GSM (SC)** | Additional module for equipping the switchgear series SC/SCe for dialling into GSM mobile phone networks. | 2542216 | A | **513.–** |
| **Level sensor 0–2.5 mWS with 50 m cable** | Signal transmitter with ATEX approval for fluids containing faeces with a maximum temperature of 60 °C. Output signal: 4...20 mA | **6088836** | A | **730.–** |
| **Level sensor 0–2.5 mWS with 30 m cable** | Signal transmitter with ATEX approval for fluids containing faeces with a maximum temperature of 60 °C. Output signal: 4...20 mA | **6088837** | L | **603.–** |
| **Level sensor 0–2.5 mWS with 10 m cable** | Signal transmitter with ATEX approval for fluids containing faeces with a maximum temperature of 60 °C. Output signal: 4...20 mA | **6088839** | L | **511.–** |
| **Level sensor 0–1.0 mWS with 50 m cable** | Signal transmitter with ATEX approval for fluids containing faeces with a maximum temperature of 60 °C. Output signal: 4...20 mA | **6088840** | A | **730.–** |
| **Level sensor 0–1.0 mWS with 30 m cable** | Signal transmitter with ATEX approval for fluids containing faeces with a maximum temperature of 60 °C. Output signal: 4...20 mA | **6088841** | L | **603.–** |
| **Level sensor 0–1.0 mWS with 10 m cable** | Signal transmitter with ATEX approval for fluids containing faeces with a maximum temperature of 60 °C. Output signal: 4...20 mA | **6088842** | L | **511.–** |

**You can find more accessories at the end in the chapter Electric accessories!**
Attention: Switchgears are not protected against explosions and can be used only outside potentially explosive areas. If pumps are used within potentially explosive areas, onsite measures are required.

**Price group: PG14**

## Electrical accessories – mains-independent alarm signal

Alarm signal for detection of flooding in rooms and buildings. The alarm signal is acoustic, optical or wireless. In addition, other consumers can be controlled directly.

| Type | Description | Art. no. | | EUR |
|---|---|---|---|---|
| **DrainAlarm 2** | Network-independent alarm switchgear with optical and acoustic alarm signal and with a connection for one float switch. | 2545133 | L | **475.–** |
| **DrainAlarm GSM** | Network-independent alarm switchgear with optical, acoustic and wireless (per GSM) alarm signal and with a connection for one float switch. | 2542911 | L | **1,283.–** |
| **Float switch MS1 with 10 m cable** | Signal transmitters for aggressive fluids and fluids containing faeces up to a max. temperature of 80 °C. Switching: up “ON”/down “OFF”. | 2004593 | L | **132.–** |
| **1~230 VAC flash light** | Xenon flash light for wall fixation for indoor and outdoor areas. Light colour: Red, flash frequency: 0.75 Hz | 2551613 | C | **285.–** |
| **1~230 V signal horn** | Horn with bell for wall fixation for indoor and outdoor areas. Alarm signal via electromechanical noise generation with steel diaphragm (88 dBA). | 501459398 | L | **98.–** |

**You can find more accessories at the end in the chapter Electric accessories!**
Attention: Switchgears are not protected against explosions and can be used only outside potentially explosive areas. If pumps are used within potentially explosive areas, onsite measures are required.



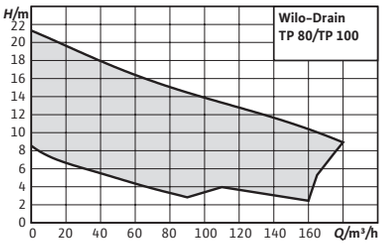


**Accessories** **Page**
Commissioning/maintenance 703

# Wilo-Drain TP 80/TP 100

## Construction
Submersible sewage pump for continuous duty for stationary and portable wet well installation, as well as stationary dry well installation.

## Application
Pumping of
- → Sewage containing faeces
- → Pre-cleaned sewage without faeces and long-fibre components
- → Process water
- → Wastewater

## Your advantages
- → Self-cooling motor for use in wet well and dry well installation
- → Corrosion-resistant stainless steel motor housing made of 1.4404
- → Patented clogging-free hydraulics
- → Longitudinally watertight cable inlet
- → Lightweight

## Scope of delivery
- → Pump ready for connection with 10 m connection cable (bare cable end)
- → Installation and operating instructions

**Price group: PG8**

**Ordering information**

| Type | Pressure port | Rated power | Connection cable length | Mains connection | Explosion protection ATEX | Art. no. | | |
|---|---|---|---|---|---|---|---|---|
| | | $P_2$ kW | $D$ m | | ATEX | | | EUR |
| **Drain TP 80E160/17** | DN 80 | 1.7 | 10 | 3~400 V, 50 Hz | yes | 6043950 | C | **4,611.–** |
| **Drain TP 80E170/21** | DN 80 | 2.1 | 10 | 3~400 V, 50 Hz | yes | 6043957 | C | **4,960.–** |
| **Drain TP 80E190/29** | DN 80 | 2.9 | 10 | 3~400 V, 50 Hz | yes | 6043963 | C | **5,174.–** |
| **Drain TP 80E210/37** | DN 80 | 3.7 | 10 | 3~400 V, 50 Hz | yes | 6043971 | C | **5,493.–** |
| **Drain TP 80E230/40** | DN 80 | 4 | 10 | 3~400 V, 50 Hz | yes | 6043983 | C | **6,086.–** |
| **Drain TP 100E190/39** | DN 100 | 3.9 | 10 | 3~400 V, 50 Hz | yes | 2008469 | C | **6,807.–** |
| **Drain TP 100E210/52** | DN 100 | 5.2 | 10 | 3~400 V, 50 Hz | yes | 2003559 | L | **7,161.–** |
| **Drain TP 100E230/70** | DN 100 | 7 | 10 | 3~400 V, 50 Hz | yes | 2003561 | L | **8,079.–** |
| **Drain TP 100E250/84** | DN 100 | 8.4 | 10 | 3~400 V, 50 Hz | yes | 2003563 | L | **8,834.–** |

= ready for delivery, L = supply availability, C = approx. 2 weeks, K = approx. 4 weeks, AX = up to 16 weeks delivery time, please inquire for every order, A = on request, = please contact Wilo
Subject to change – all prices do not include VAT. Our General Terms of Delivery and Service apply (see www.wilo.com/legal) – valid from 01/01/2022 in Germany.

## Installation drawing stationary wet well installation

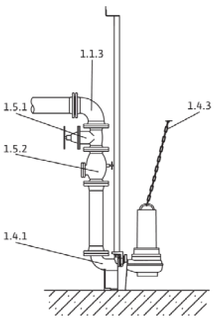


| | |
|---|---|
| 1.1.3 | 90° pipe bend |
| 1.4.1 | Suspension unit |
| 1.4.3 | Chain |
| 1.5.1 | Shut-off valve |
| 1.5.2 | Non-return valve |

**Price group: PG14**

## Accessories for stationary wet well installation DN80

| Type | Reference number | Description | Art. no. | | EUR |
|---|---|---|---|---|---|
| **Suspension unit TP 80** | 1.4.1 | Made of EN-GJL-250, painted, with free passage in DN 80, foot elbow including pump holder, profile joint, installation and floor fixation accessories and double-pipe guide pipe bracket (42.4x3.25 mm) without guide pipes. | 2029039 | L | **565.–** |
| **Non-return valve DN 80** | 1.5.2 | made of EN-GJL-250, according to DIN EN 12050-4, including 1 set mounting accessories | 2017168 | L | **385.–** |
| **Gate valve DN 80, EN-GJL-250** | 1.5.1 | made of EN-GJL-250, including 1 set mounting accessories | 2017162 | L | **347.–** |
| **90° pipe elbow DN 80** | 1.1.3 | Made of EN-GJS-400-15, with 2 flanges, including 1 set installation accessories | 2012064 | L | **235.–** |
| **Sling chain kit PCS-CE, stainless steel, 400 kg, 5 m** | 1.4.3 | As chain sling with 2 shackles in 1.4401 stainless steel. Bearing capacity: 400 kg | 6063136 | L | **473.–** |
| **Sling chain kit PCS-CE, stainless steel, 400 kg, 10 m** | 1.4.3 | As chain sling with 2 shackles in 1.4401 stainless steel. Bearing capacity: 400 kg | 6063138 | L | **747.–** |
| **Y-piece DN 80** | 1.1.5 | Made of steel, galvanised, PN 10/16 flanges in accordance with DIN 2501 with 2 sets of installation accessories | 2017179 | L | **851.–** |
| **Mounting accessories DN 80/100, PN 10** | 1.4.12 | For one flange connection, with screws, nuts and flat gasket | 6077521 | L | **31.–** |

**Price group: PG14**

## Accessories for stationary wet well installation DN100

| Type | Reference number | Description | Art. no. | | EUR |
|---|---|---|---|---|---|
| **Suspension unit TP 100** | 1.4.1 | Made of EN-GJL-250, painted, with free passage in DN 100, foot elbow including pump holder, profile joint, installation and floor fixation accessories and double-pipe guide pipe bracket (48.3x3.25 mm) without guide pipes. | 2029040 | L | **638.–** |
| **Non-return valve DN 100** | 1.5.2 | made of EN-GJL-250, according to DIN EN 12050-4, including 1 set mounting accessories | 2017169 | L | **461.–** |
| **Gate valve DN 100, EN-GJL-250** | 1.5.1 | made of EN-GJL-250, including 1 set mounting accessories | 2017163 | L | **410.–** |
| **90° pipe elbow DN 100** | 1.1.3 | Made of EN-GJS-400-15, with 2 flanges, including 1 set installation accessories | 2004669 | L | **283.–** |
| **Sling chain kit PCS-CE, stainless steel, 400 kg, 5 m** | 1.4.3 | As chain sling with 2 shackles in 1.4401 stainless steel. Bearing capacity: 400 kg | 6063136 | L | **473.–** |
| **Sling chain kit PCS-CE, stainless steel, 400 kg, 10 m** | 1.4.3 | As chain sling with 2 shackles in 1.4401 stainless steel. Bearing capacity: 400 kg | 6063138 | L | **747.–** |
| **Y-piece DN 100** | 1.1.5 | Made of steel, galvanised, PN 10/16 flanges in accordance with DIN 2501 with 2 sets of installation accessories | 2017180 | L | **1,016.–** |
| **Mounting accessories DN 80/100, PN 10** | 1.4.12 | For one flange connection, with screws, nuts and flat gasket | 6077521 | L | **31.–** |



= ready for delivery, L = supply availability, C = approx. 2 weeks, K = approx. 4 weeks, AX = up to 16 weeks delivery time, please inquire for every order, A = on request, = please contact Wilo
Subject to change – all prices do not include VAT. Our General Terms of Delivery and Service apply (see www.wilo.com/legal) – valid from 01/01/2022 in Germany.

## Installation drawing portable wet well installation

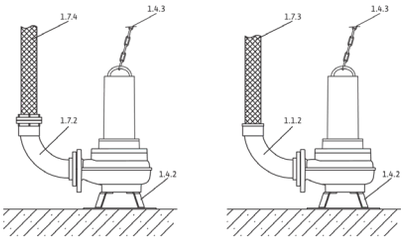


| | |
|---|---|
| 1.1.2 | 90° pipe bend with hose connection |
| 1.4.2 | Pump foot |
| 1.4.3 | Chain |
| 1.7.3 | Pressure hose |
| 1.7.4 | Pressure hose with Storz coupling |
| 1.7.5 | 90° pipe bend with Storz coupling |

**Price group: PG14**

## Accessories for portable wet well installation DN80

| Type | Reference number | Description | Art. no. | | EUR |
|---|---|---|---|---|---|
| **Floor supporting foot TP 80/100** | 1.4.2 | Made of stainless steel (AISI 304), including fixation material | 2004672 | A | **507.–** |
| **90° pipe elbow DN 80/90 mm** | 1.1.2 | Made of stainless steel, with hose nozzle (Ø 90 mm) and G 3 male thread, flange on pump side, including 1 set of installation accessories | 2017207 | A | **635.–** |
| **Fixed coupling Storz 90 mm/G 3** | 1.7.5 | made of aluminium, Storz 90 connection, with female thread | 2017203 | C | **82.–** |
| **Hose coupling Storz 90/Ø 90 mm** | 1.7.6 | Made of aluminium, with hose nozzle Ø 90 mm, including hose clip | 2017204 | C | **82.–** |
| **Synthetic pressure hose 10 m, Ø 90 mm** | 1.7.3 | Inside Ø 90 mm, PN 8, including 2 hose clips | 2017152 | A | **252.–** |
| **Synthetic pressure hose 20 m, Ø 90 mm** | 1.7.3 | Inside Ø 90 mm, PN 8, including 2 hose clips | 2017193 | C | **475.–** |
| **Synthetic pressure hose 30 m, Ø 90 mm** | 1.7.3 | Inside Ø 90 mm, PN 8, including 2 hose clips | 2017194 | A | **660.–** |
| **Sling chain kit PCS-CE, stainless steel, 400 kg, 5 m** | 1.4.3 | As chain sling with 2 shackles in 1.4401 stainless steel. Bearing capacity: 400 kg | 6063136 | L | **473.–** |
| **Sling chain kit PCS-CE, stainless steel, 400 kg, 10 m** | 1.4.3 | As chain sling with 2 shackles in 1.4401 stainless steel. Bearing capacity: 400 kg | 6063138 | L | **747.–** |

**Price group: PG14**

## Accessories for portable wet well installation DN100

| Type | Reference number | Description | Art. no. | | EUR |
|---|---|---|---|---|---|
| **Floor supporting foot TP 80/100** | 1.4.2 | Made of stainless steel (AISI 304), including fixation material | 2004672 | A | **507.–** |
| **90° pipe elbow DN 100/110 mm** | 1.1.2 | Made of stainless steel, with hose nozzle (Ø 110 mm) and G 4 male thread, flange on pump side, including 1 set of installation accessories | 2017184 | A | **797.–** |
| **Fixed coupling Storz A/G 4** | 1.7.5 | made of aluminium, Storz A connection, with female thread | 2016161 | C | **82.–** |
| **Hose coupling Storz A/Ø 110 mm** | 1.7.6 | made of aluminium, with hose nozzle Ø 110 mm, incl. hose clip | 2004675 | C | **82.–** |
| **Synthetic pressure hose 10 m, Ø 110 mm** | 1.7.3 | Inside Ø 110 mm, PN 8, including 2 hose clips | 2017196 | A | **281.–** |
| **Synthetic pressure hose 20 m, Ø 110 mm** | 1.7.3 | Inside Ø 110 mm, PN 8, including 2 hose clips | 2017197 | A | **563.–** |
| **Synthetic pressure hose 30 m, Ø 110 mm** | 1.7.3 | Inside Ø 110 mm, PN 8, including 2 hose clips | 2017198 | A | **844.–** |
| **Sling chain kit PCS-CE, stainless steel, 400 kg, 5 m** | 1.4.3 | As chain sling with 2 shackles in 1.4401 stainless steel. Bearing capacity: 400 kg | 6063136 | L | **473.–** |
| **Sling chain kit PCS-CE, stainless steel, 400 kg, 10 m** | 1.4.3 | As chain sling with 2 shackles in 1.4401 stainless steel. Bearing capacity: 400 kg | 6063138 | L | **747.–** |

= ready for delivery, L = supply availability, C = approx. 2 weeks, K = approx. 4 weeks, AX = up to 16 weeks delivery time, please inquire for every order, A = on request, = please contact Wilo
Subject to change – all prices do not include VAT. Our General Terms of Delivery and Service apply (see www.wilo.com/legal) – valid from 01/01/2022 in Germany.

## Drain TP 80/TP 100

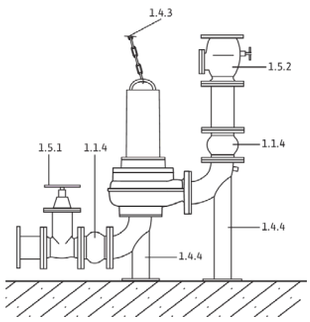


Price group: PG14

**Accessories for stationary dry well installation DN80**

| Type | Reference number | Description | Art. no. | | EUR |
|---|---|---|---|---|---|
| **Installation set TP 80** | 1.4.4 | Made of stainless steel (AISI 304), including installation and floor fixation accessories | 2036896 | A | **2,088.–** |
| **Non-return valve DN 80** | 1.5.2 | made of EN-GJL-250, according to DIN EN 12050-4, including 1 set mounting accessories | 2017168 | L | **385.–** |
| **Gate valve DN 80, EN-GJL-250** | 1.5.1 | made of EN-GJL-250, including 1 set mounting accessories | 2017162 | L | **347.–** |
| **Compensator DN 80** | 1.1.4 | Made of steel, zinc-coated/neoprene, length 130 mm, incl. installation accessories | 2017189 | C | **270.–** |
| **Sling chain kit PCS-CE, stainless steel, 400 kg, 5 m** | 1.4.3 | As chain sling with 2 shackles in 1.4401 stainless steel. Bearing capacity: 400 kg | 6063136 | L | **473.–** |
| **Sling chain kit PCS-CE, stainless steel, 400 kg, 10 m** | 1.4.3 | As chain sling with 2 shackles in 1.4401 stainless steel. Bearing capacity: 400 kg | 6063138 | L | **747.–** |
| **Y-piece DN 80** | 1.1.5 | Made of steel, galvanised, PN 10/16 flanges in accordance with DIN 2501 with 2 sets of installation accessories | 2017179 | L | **851.–** |
| **Mounting accessories TP 80** | 1.4.12 | For one flange connection, with screws, nuts and flat gasket | 2012067 | L | **27.–** |
| **Mounting accessories DN 80/100, PN 10** | 1.4.12 | For one flange connection, with screws, nuts and flat gasket | 6077521 | L | **31.–** |

Price group: PG14

**Accessories for stationary dry well installation DN100**

| Type | Reference number | Description | Art. no. | | EUR |
|---|---|---|---|---|---|
| **Installation set TP 100** | 1.4.4 | Made of stainless steel (AISI 304), including installation and floor fixation accessories | 2026541 | A | **2,324.–** |
| **Non-return valve DN 100** | 1.5.2 | made of EN-GJL-250, according to DIN EN 12050-4, including 1 set mounting accessories | 2017169 | L | **461.–** |
| **Gate valve DN 100, EN-GJL-250** | 1.5.1 | made of EN-GJL-250, including 1 set mounting accessories | 2017163 | L | **410.–** |
| **Compensator DN 100** | 1.1.4 | Made of steel, zinc-coated/neoprene, length 135 mm, incl. installation accessories | 2017190 | A | **280.–** |
| **Sling chain kit PCS-CE, stainless steel, 400 kg, 5 m** | 1.4.3 | As chain sling with 2 shackles in 1.4401 stainless steel. Bearing capacity: 400 kg | 6063136 | L | **473.–** |
| **Sling chain kit PCS-CE, stainless steel, 400 kg, 10 m** | 1.4.3 | As chain sling with 2 shackles in 1.4401 stainless steel. Bearing capacity: 400 kg | 6063138 | L | **747.–** |
| **Y-piece DN 100** | 1.1.5 | Made of steel, galvanised, PN 10/16 flanges in accordance with DIN 2501 with 2 sets of installation accessories | 2017180 | L | **1,016.–** |
| **Mounting accessories TP 100** | 1.4.12 | For one flange connection, with screws, nuts and flat gasket | 2017176 | L | **31.–** |
| **Mounting accessories DN 80/100, PN 10** | 1.4.12 | For one flange connection, with screws, nuts and flat gasket | 6077521 | L | **31.–** |

= ready for delivery, L = supply availability, C = approx. 2 weeks, K = approx. 4 weeks, AX = up to 16 weeks delivery time, please inquire for every order, A = on request, = please contact Wilo
Subject to change – all prices do not include VAT. Our General Terms of Delivery and Service apply (see www.wilo.com/legal) – valid from 01/01/2022 in Germany.

Price group: PG14

## Electrical accessories – level control with dynamic pressure system

Level measurement via an open dynamic pressure system with the option of a separate dynamic pressure bell for the high water level.

| Type | Description | Art. no. | | EUR |
|---|---|---|---|---|
| | | | 🚚 | |
| **EC-L-1x12A-MT34-DOL-WM-EMS-IPS** | Microcontroller-controlled switchgear with LC display, symbol-based menu navigation and integrated pressure transducer for level-dependent control of a submersible pump by means of float switches, level sensor or immersion bell. WITHOUT main switch, mains isolator must be provided on-site!<br>**Notice!** Printed installation and operating instructions have been enclosed with the product in the following languages: DE, EN, FR, PL, RU. All 28 language versions have been saved as PDF files on an enclosed USB pen drive. **A notebook or tablet may be required** for installing and commissioning. | 2543212 | L | **1,030.–** |
| **EC-L-2x12A-MT34-DOL-WM-EMS-IPS** | Microcontroller-controlled switchgear with LC display, symbol-based menu navigation and integrated pressure transducer for level-dependent control of two submersible pumps by means of float switches, level sensor or immersion bell. WITHOUT main switch, mains isolator must be provided on-site!<br>**Notice!** Printed installation and operating instructions have been enclosed with the product in the following languages: DE, EN, FR, PL, RU. All 28 language versions have been saved as PDF files on an enclosed USB pen drive. **A notebook or tablet may be required** for installing and commissioning. | 2543222 | L | **1,585.–** |
| **Dynamic pressure bell with 10 m hose** | Pneumatic signal transmitter for media containing faeces with a max. temperature of 60 °C. The signal transmitter is open in direction of the fluid and must be ventilated after each pumping out (OFF depending on time). | 2516976 | L | **102.–** |
| **Bubbling-through system** | Small compressor for constant aeration of the dynamic pressure bell, including non-return valve, 3 m hose and T-connector. | 2516977 | L | **250.–** |
| **24 VDC flash light** | Xenon flash light for wall fixation for indoor and outdoor areas. Light colour: Red, flash frequency: 0.75 Hz | 2551612 | C | **311.–** |
| **1~230 VAC flash light** | Xenon flash light for wall fixation for indoor and outdoor areas. Light colour: Red, flash frequency: 0.75 Hz | 2551613 | C | **285.–** |
| **12 – 24 VDC signal horn** | Horn with bell for wall fixation for indoor and outdoor areas. Alarm signal via electromechanical noise generation with steel diaphragm (92 dBA). | 2017208 | L | **99.–** |
| **1~230 V signal horn** | Horn with bell for wall fixation for indoor and outdoor areas. Alarm signal via electromechanical noise generation with steel diaphragm (88 dBA). | 501459398 | L | **98.–** |
| **NiMh rechargeable battery, 9 V/200 mAh** | Rechargeable battery to be installed in the switchgears Wilo-control MS-L and EC-L for a mains-independent alarm | 2522850 | L | **28.–** |

**You can find more accessories at the end in the chapter Electric accessories!**
Attention: Switchgears are not protected against explosions and can be used only outside potentially explosive areas. If pumps are used within potentially explosive areas, onsite measures are required.

Price group: PG14

## Electrical accessories – level control with float switch

Level measurement using several float switches for the different water levels, including high water alarm signal. The breakdown barrier and the Ex cutoff relays are not required except for the connection of signal transmitters in potentially explosive areas! These can also be dispensed with when the SC-L..-Ex switchgear is used!

| Type | Description | Art. no. | | EUR |
|---|---|---|---|---|
| | | | 🚚 | |
| **EC-L-1x12A-MT34-DOL-WM** | Microcontroller-controlled switchgear with LC display and symbol-based menu navigation for level-dependent control of a submersible pump by means of float switches or level sensor.<br>**Notice!** Printed installation and operating instructions have been enclosed with the product in the following languages: DE, EN, FR, PL, RU. All 28 language versions have been saved as PDF files on an enclosed USB pen drive. **A notebook or tablet may be required** for installing and commissioning. | 2543210 | L | **1,055.–** |
| **EC-L-1x12A-MT34-DOL-WM-EX** | Microprocessor-controlled switchgear with LC display and symbol-based menu navigation for level-dependent control of a submersible pump by means of float switches or level sensor. Pump and sensors within explosive atmospheres can be directly connected.<br>**Notice!** Printed installation and operating instructions have been enclosed with the product in the following languages: DE, EN, FR, PL, RU. All 28 language versions have been saved as PDF files on an enclosed USB pen drive. **A notebook or tablet may be required** for installing and commissioning. | 2553570 | K | **2,979.–** |
| **EC-L-1x12A-MT34-DOL-WM-EMS** | Microcontroller-controlled switchgear with LC display and symbol-based menu navigation for level-dependent control of a submersible pump by means of float switches or level sensor. WITHOUT main switch, mains isolator must be provided on-site!<br>**Notice!** Printed installation and operating instructions have been enclosed with the product in the following languages: DE, EN, FR, PL, RU. All 28 language versions have been saved as PDF files on an enclosed USB pen drive. **A notebook or tablet may be required** for installing and commissioning. | 2543211 | L | **961.–** |

**You can find more accessories at the end in the chapter Electric accessories!**
Attention: Switchgears are not protected against explosions and can be used only outside potentially explosive areas. If pumps are used within potentially explosive areas, onsite measures are required.

🚚 = ready for delivery, L = supply availability, C = approx. 2 weeks, K = approx. 4 weeks, AX = up to 16 weeks delivery time, please inquire for every order, A = on request, 📞 = please contact Wilo
Subject to change – all prices do not include VAT. Our General Terms of Delivery and Service apply (see www.wilo.com/legal) – valid from 01/01/2022 in Germany.

## Drain TP 80/TP 100

**Price group: PG14**

## Electrical accessories – level control with float switch

Level measurement using several float switches for the different water levels, including high water alarm signal. The breakdown barrier and the Ex cutoff relays are not required except for the connection of signal transmitters in potentially explosive areas! These can also be dispensed with when the SC-L..-Ex switchgear is used!

| Type | Description | Art. no. | | EUR |
|---|---|---|---|---|
| | | | 🚚 | |
| **EC-L-2x12A-MT34-DOL-WM** | Microcontroller-controlled switchgear with LC display and symbol-based menu navigation for level-dependent control of submersible pumps by means of float switches or level sensor. **Notice!** Printed installation and operating instructions have been enclosed with the product in the following languages: DE, EN, FR, PL, RU. All 28 language versions have been saved as PDF files on an enclosed USB pen drive. **A notebook or tablet may be required** for installing and commissioning. | 2543220 | L | **1,668.–** |
| **EC-L-2x12A-MT34-DOL-WM-EX** | Microprocessor-controlled switchgear with LC display and symbol-based menu navigation for level-dependent control of submersible pumps by means of float switches or level sensor. Pumps and sensors within explosive atmospheres can be directly connected. **Notice!** Printed installation and operating instructions have been enclosed with the product in the following languages: DE, EN, FR, PL, RU. All 28 language versions have been saved as PDF files on an enclosed USB pen drive. **A notebook or tablet may be required** for installing and commissioning. | 2553571 | K | **3,142.–** |
| **EC-L-2x12A-MT34-DOL-WM-EMS** | Microcontroller-controlled switchgear with LC display and symbol-based menu navigation for level-dependent control of submersible pumps by means of float switches or level sensor. WITHOUT main switch, mains isolator must be provided on-site! **Notice!** Printed installation and operating instructions have been enclosed with the product in the following languages: DE, EN, FR, PL, RU. All 28 language versions have been saved as PDF files on an enclosed USB pen drive. **A notebook or tablet may be required** for installing and commissioning. | 2543221 | L | **1,466.–** |
| **SC-L-1x19A-T34-SD-WM** | Microprocessor-controlled switchgear for level-dependent control of one submersible motor pump via level sensor or float switches. | 2538952 | K | **3,041.–** |
| **SC-L-2x19A-T34-SD-WM** | Microprocessor-controlled switchgear for level-dependent control of two submersible motor pumps via level sensor or float switches. | 2538953 | K | **3,953.–** |
| **Float switch MS1 with 10 m cable** | Signal transmitters for aggressive fluids and fluids containing faeces up to a max. temperature of 80 °C. Switching: up "ON"/down "OFF". | 2004593 | L | **132.–** |
| **Ex-rated cut-off relay (2-circuit)** | Ex cut-off relay for the connection of 2 float switches for level control in explosive atmospheres. | 2513059 | L | **833.–** |
| **Ex-rated cut-off relay (3-circuit)** | Ex cut-off relay for the connection of 3 float switches for level control in explosive atmospheres. | 2510698 | K | **1,050.–** |
| **Ex-rated cut-off relay (4-circuit)** | Ex cut-off relay for the connection of 4 float switches for level control in explosive atmospheres. | 2510699 | K | **985.–** |
| **Ex-rated cut-off relay (5-circuit)** | Ex cut-off relay for the connection of 5 float switches for level control in explosive atmospheres. | 2510674 | K | **1,332.–** |
| **24 VDC flash light** | Xenon flash light for wall fixation for indoor and outdoor areas. Light colour: Red, flash frequency: 0.75 Hz | 2551612 | C | **311.–** |
| **1~230 VAC flash light** | Xenon flash light for wall fixation for indoor and outdoor areas. Light colour: Red, flash frequency: 0.75 Hz | 2551613 | C | **285.–** |
| **12 – 24 VDC signal horn** | Horn with bell for wall fixation for indoor and outdoor areas. Alarm signal via electromechanical noise generation with steel diaphragm (92 dBA). | 2017208 | L | **99.–** |
| **1~230 V signal horn** | Horn with bell for wall fixation for indoor and outdoor areas. Alarm signal via electromechanical noise generation with steel diaphragm (88 dBA). | 501459398 | L | **98.–** |
| **Communication module GSM (SC)** | Additional module for equipping the switchgear series SC/SCe for dialling into GSM mobile phone networks. | 2542216 | A | **513.–** |
| **D-network dual-band antenna with 3 m cable** | Omnidirectional antenna with FME bush for installation on the switch cabinet. | 2533862 | A | **151.–** |
| **D-network tri-band antenna 10 m cable** | Omnidirectional antenna with mounting bracket and FME bush | 2533863 | A | **456.–** |
| **D-network tri-band antenna 15 m cable** | Omnidirectional antenna with mounting bracket and FME bush | 2533864 | A | **506.–** |
| **NiMh rechargeable battery, 9 V/200 mAh** | Rechargeable battery to be installed in the switchgears Wilo-control MS-L and EC-L for a mains-independent alarm | 2522850 | L | **28.–** |

**You can find more accessories at the end in the chapter Electric accessories!**

Attention: Switchgears are not protected against explosions and can be used only outside potentially explosive areas. If pumps are used within potentially explosive areas, onsite measures are required.

🚚 = ready for delivery, L = supply availability, C = approx. 2 weeks, K = approx. 4 weeks, AX = up to 16 weeks delivery time, please inquire for every order, A = on request, 📞 = please contact Wilo
Subject to change – all prices do not include VAT. Our General Terms of Delivery and Service apply (see www.wilo.com/legal) – valid from 01/01/2022 in Germany.

**Price group: PG14**

## Electrical accessories – level control with float switch

Level measurement using several float switches for the different water levels, including high water alarm signal. The breakdown barrier and the Ex cutoff relays are not required except for the connection of signal transmitters in potentially explosive areas! These can also be dispensed with when the SC-L..-Ex switchgear is used!

| Type | Description | Art. no. | | EUR |
|---|---|---|---|---|
| | | | 🚚 | |
| **Front cover Control EC-L1... and EC-L2...** | Front cover made in stainless steel to protect against unauthorized operation and vanadlism. **Please note:** The front cover **don't match** for Control EC-L3... and EC-L...-Ex! | **2549084** | L | **132.-** |

**You can find more accessories at the end in the chapter Electric accessories!**
Attention: Switchgears are not protected against explosions and can be used only outside potentially explosive areas. If pumps are used within potentially explosive areas, onsite measures are required.

**Price group: PG14**

## Electrical accessories – level control with level sensor

Level measurement using a level sensor with various measurement ranges, including high water alarm and dry-running protection. The breakdown barrier and the Ex cut-off relays are not required except for the connection of signal transmitters in potentially explosive areas! These can also be dispensed with when the SC-L..-Ex switchgear is used!

| Type | Description | Art. no. | | EUR |
|---|---|---|---|---|
| | | | 🚚 | |
| **EC-L-1x12A-MT34-DOL-WM** | Microcontroller-controlled switchgear with LC display and symbol-based menu navigation for level-dependent control of a submersible pump by means of float switches or level sensor. **Notice!** Printed installation and operating instructions have been enclosed with the product in the following languages: DE, EN, FR, PL, RU. All 28 language versions have been saved as PDF files on an enclosed USB pen drive. **A notebook or tablet may be required** for installing and commissioning. | 2543210 | L | **1,055.-** |
| **EC-L-1x12A-MT34-DOL-WM-EMS** | Microcontroller-controlled switchgear with LC display and symbol-based menu navigation for level-dependent control of a submersible pump by means of float switches or level sensor. WITHOUT main switch, mains isolator must be provided on-site! **Notice!** Printed installation and operating instructions have been enclosed with the product in the following languages: DE, EN, FR, PL, RU. All 28 language versions have been saved as PDF files on an enclosed USB pen drive. **A notebook or tablet may be required** for installing and commissioning. | 2543211 | L | **961.-** |
| **EC-L-2x12A-MT34-DOL-WM** | Microcontroller-controlled switchgear with LC display and symbol-based menu navigation for level-dependent control of submersible pumps by means of float switches or level sensor. **Notice!** Printed installation and operating instructions have been enclosed with the product in the following languages: DE, EN, FR, PL, RU. All 28 language versions have been saved as PDF files on an enclosed USB pen drive. **A notebook or tablet may be required** for installing and commissioning. | 2543220 | L | **1,668.-** |
| **EC-L-2x12A-MT34-DOL-WM-EMS** | Microcontroller-controlled switchgear with LC display and symbol-based menu navigation for level-dependent control of submersible pumps by means of float switches or level sensor. WITHOUT main switch, mains isolator must be provided on-site! **Notice!** Printed installation and operating instructions have been enclosed with the product in the following languages: DE, EN, FR, PL, RU. All 28 language versions have been saved as PDF files on an enclosed USB pen drive. **A notebook or tablet may be required** for installing and commissioning. | 2543221 | L | **1,466.-** |
| **EC-L-3x12A-MT34-DOL-WM** | Microcontroller-controlled switchgear with LCD display and symbol-based menu navigation for level-dependent control of three submersible pumps by means of a level sensor. **Notice!** Printed installation and operating instructions have been enclosed with the product in the following languages: DE, EN, FR, PL, RU. All 28 language versions have been saved as PDF files on an enclosed USB pen drive. **A notebook or tablet may be required** for installing and commissioning. | 2543230 | L | **2,434.-** |
| **SC-L-1x19A-T34-SD-WM** | Microprocessor-controlled switchgear for level-dependent control of one submersible motor pump via level sensor or float switches. | 2538952 | K | **3,041.-** |
| **SC-L-2x19A-T34-SD-WM** | Microprocessor-controlled switchgear for level-dependent control of two submersible motor pumps via level sensor or float switches. | 2538953 | K | **3,953.-** |
| **Cable clamp** | For fixation of a signal transmitter in the pump chamber. The clamp is fixed in the pump chamber with a hook; the cable of the signal transmitter is clamped and fixed via the intrinsic weight of the signal transmitter. | 2519927 | L | **25.-** |
| **Zener barrier** | Breakdown barrier (Zener barrier) for the connection of one level sensor in an explosive atmosphere. | 2541372 | L | **320.-** |

**You can find more accessories at the end in the chapter Electric accessories!**
Attention: Switchgears are not protected against explosions and can be used only outside potentially explosive areas. If pumps are used within potentially explosive areas, onsite measures are required.

🚚 = ready for delivery, L = supply availability, C = approx. 2 weeks, K = approx. 4 weeks, AX = up to 16 weeks delivery time, please inquire for every order, A = on request, 📞 = please contact Wilo
Subject to change – all prices do not include VAT. Our General Terms of Delivery and Service apply (see www.wilo.com/legal) – valid from 01/01/2022 in Germany.

**Price group: PG14**

## Electrical accessories – level control with level sensor

Level measurement using a level sensor with various measurement ranges, including high water alarm and dry-running protection. The breakdown barrier and the Ex cut-off relays are not required except for the connection of signal transmitters in potentially explosive areas! These can also be dispensed with when the SC-L..-Ex switchgear is used!

| Type | Description | Art. no. | | EUR |
|---|---|---|---|---|
| | | | 🚚 | |
| **24 VDC flash light** | Xenon flash light for wall fixation for indoor and outdoor areas. Light colour: Red, flash frequency: 0.75 Hz | 2551612 | C | **311.–** |
| **1~230 VAC flash light** | Xenon flash light for wall fixation for indoor and outdoor areas. Light colour: Red, flash frequency: 0.75 Hz | 2551613 | C | **285.–** |
| **12 – 24 VDC signal horn** | Horn with bell for wall fixation for indoor and outdoor areas. Alarm signal via electromechanical noise generation with steel diaphragm (92 dBA). | 2017208 | L | **99.–** |
| **1~230 V signal horn** | Horn with bell for wall fixation for indoor and outdoor areas. Alarm signal via electromechanical noise generation with steel diaphragm (88 dBA). | 501459398 | L | **98.–** |
| **Communication module GSM (SC)** | Additional module for equipping the switchgear series SC/SCe for dialling into GSM mobile phone networks. | 2542216 | A | **513.–** |
| **D-network dual-band antenna with 3 m cable** | Omnidirectional antenna with FME bush for installation on the switch cabinet. | 2533862 | A | **151.–** |
| **D-network tri-band antenna 10 m cable** | Omnidirectional antenna with mounting bracket and FME bush | 2533863 | A | **456.–** |
| **D-network tri-band antenna 15 m cable** | Omnidirectional antenna with mounting bracket and FME bush | 2533864 | A | **506.–** |
| **NiMh rechargeable battery, 9 V/200 mAh** | Rechargeable battery to be installed in the switchgears Wilo-control MS-L and EC-L for a mains-independent alarm | 2522850 | L | **28.–** |
| **Level sensor 0-1.0 mWS with 10 m cable** | Signal transmitter with ATEX approval for fluids containing faeces with a maximum temperature of 60 °C. Output signal: 4...20 mA | **6088842** | L | **511.–** |
| **Level sensor 0-1.0 mWS with 30 m cable** | Signal transmitter with ATEX approval for fluids containing faeces with a maximum temperature of 60 °C. Output signal: 4...20 mA | **6088841** | L | **603.–** |
| **Level sensor 0-1.0 mWS with 50 m cable** | Signal transmitter with ATEX approval for fluids containing faeces with a maximum temperature of 60 °C. Output signal: 4...20 mA | **6088840** | A | **730.–** |
| **Level sensor 0-2.5 mWS with 10 m cable** | Signal transmitter with ATEX approval for fluids containing faeces with a maximum temperature of 60 °C. Output signal: 4...20 mA | **6088839** | L | **511.–** |
| **Level sensor 0-2.5 mWS with 30 m cable** | Signal transmitter with ATEX approval for fluids containing faeces with a maximum temperature of 60 °C. Output signal: 4...20 mA | **6088837** | L | **603.–** |
| **Level sensor 0-2.5 mWS with 50 m cable** | Signal transmitter with ATEX approval for fluids containing faeces with a maximum temperature of 60 °C. Output signal: 4...20 mA | **6088836** | A | **730.–** |
| **EC-L-3x12A-MT34-DOL-WM-EX** | Microprocessor-controlled switchgear with LCD display and symbol-based menu navigation for level-dependent control of three submersible pumps by means of a level sensor. Pumps and sensors within explosive atmospheres can be directly connected. **Notice!** Printed installation and operating instructions have been enclosed with the product in the following languages: DE, EN, FR, PL, RU. All 28 language versions have been saved as PDF files on an enclosed USB pen drive. **A notebook or tablet may be required** for installing and commissioning. | 2553572 | K | **4,513.–** |
| **EC-L-2x12A-MT34-DOL-WM-EX** | Microprocessor-controlled switchgear with LC display and symbol-based menu navigation for level-dependent control of submersible pumps by means of float switches or level sensor. Pumps and sensors within explosive atmospheres can be directly connected. **Notice!** Printed installation and operating instructions have been enclosed with the product in the following languages: DE, EN, FR, PL, RU. All 28 language versions have been saved as PDF files on an enclosed USB pen drive. **A notebook or tablet may be required** for installing and commissioning. | 2553571 | K | **3,142.–** |
| **EC-L-1x12A-MT34-DOL-WM-EX** | Microprocessor-controlled switchgear with LC display and symbol-based menu navigation for level-dependent control of a submersible pump by means of float switches or level sensor. Pump and sensors within explosive atmospheres can be directly connected. **Notice!** Printed installation and operating instructions have been enclosed with the product in the following languages: DE, EN, FR, PL, RU. All 28 language versions have been saved as PDF files on an enclosed USB pen drive. **A notebook or tablet may be required** for installing and commissioning. | 2553570 | K | **2,979.–** |

**You can find more accessories at the end in the chapter Electric accessories!**

Attention: Switchgears are not protected against explosions and can be used only outside potentially explosive areas. If pumps are used within potentially explosive areas, onsite measures are required.

🚚 = ready for delivery, L = supply availability, C = approx. 2 weeks, K = approx. 4 weeks, AX = up to 16 weeks delivery time, please inquire for every order, A = on request, 📞 = please contact Wilo
Subject to change – all prices do not include VAT. Our General Terms of Delivery and Service apply (see www.wilo.com/legal) – valid from 01/01/2022 in Germany.

**Price group: PG14**

## Electrical accessories – mains-independent alarm signal

Alarm signal for detection of flooding in rooms and buildings. The alarm signal is acoustic, optical or wireless. In addition, other consumers can be controlled directly.

| Type | Description | Art. no. | | |
|---|---|---|---|---|
| | | | 🚚 | EUR |
| **DrainAlarm 2** | Network-independent alarm switchgear with optical and acoustic alarm signal and with a connection for one float switch. | 2545133 | L | **475.–** |
| **DrainAlarm GSM** | Network-independent alarm switchgear with optical, acoustic and wireless (per GSM) alarm signal and with a connection for one float switch. | 2542911 | L | **1,283.–** |
| **Float switch MS1 with 10 m cable** | Signal transmitters for aggressive fluids and fluids containing faeces up to a max. temperature of 80 °C. Switching: up "ON"/down "OFF". | 2004593 | L | **132.–** |
| **1~230 V signal horn** | Horn with bell for wall fixation for indoor and outdoor areas. Alarm signal via electromechanical noise generation with steel diaphragm (88 dBA). | 501459398 | L | **98.–** |

**You can find more accessories at the end in the chapter Electric accessories!**
Attention: Switchgears are not protected against explosions and can be used only outside potentially explosive areas. If pumps are used within potentially explosive areas, onsite measures are required.



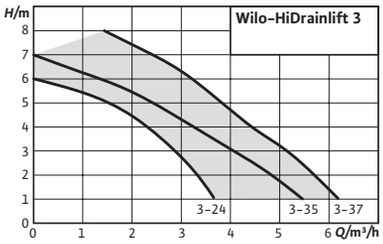


**Accessories** **Page**
Commissioning/maintenance 703

# Wilo-HiDrainlift 3

## Construction
Small sewage lifting unit for floor-mounted installation

## Application
Pumping of sewage **without** faeces (according to DIN EN 12050-2) that cannot be piped to the sewer system through the use of natural falls.

## Scope of delivery
- → Ready for connection wastewater lifting unit with macerator, active carbon filter and integrated non-return valves
- → Installation and operating instructions
- → Connection set for inlet and pressure pipes

## Your advantages
- → Very compact construction for installation in a wet area or under the shower tray (HiDrainlift 3-24)
- → Low-noise operation and installed active carbon filter for high user comfort
- → Reliable capacity and low electricity consumption for efficient wastewater disposal
- → Simple installation with flexible connection options
- → Systems ready for connection (HiDrainlift 3-35 and HiDrainlift 3-37)

**Price group: PG7**

**Ordering information**

| Type | Width without packaging | Height without packaging | Overall length | Net weight, approx. | Mains connection | Art. no. | | |
|---|---|---|---|---|---|---|---|---|
| | *L* | *H* | *L* | *m* | | | | |
| | | mm | | kg | | | | EUR |
| **HiDrainlift 3-24** | 177 | 188 | 372 | 4 | 1~230 V, 50 Hz | 4191678 | L | **586.-** |
| **HiDrainlift 3-35** | 186 | 353 | 622 | 5 | 1~230 V, 50 Hz | 4191679 | L | **686.-** |
| **HiDrainlift 3-37** | 186 | 353 | 622 | 6 | 1~230 V, 50 Hz | 4191680 | L | **727.-** |

**Price group: PG14**

## Electrical accessories – mains-independent alarm signal

Alarm signal for detection of flooding in rooms and buildings. The alarm signal is acoustic, optical or wireless. In addition, other consumers can be controlled directly.

| Type | Description | Art. no. | | EUR |
|---|---|---|---|---|
| **Small alarm switchgear KAS** | Network-independent small alarm switchgear in ISO plug housing with shock-proof plug, acoustic alarm signal and attached electrode with 3 m cable for level measurement. | 501534094 | L | **408.–** |
| **AlarmControl 1** | Network-independent alarm system with shockproof plug, acoustic alarm signal and attached mini float switch with 3 m cable for level measurement. | 2522846 | L | **159.–** |
| **AlarmControl 2** | Network-independent alarm system with shock-proof adapter plug for the direct connection of a consumer, acoustic alarm signal and attached mini float switch with 3 m cable for level measurement. | 2522847 | L | **197.–** |

**You can find more accessories at the end in the chapter Electric accessories!**
Attention: Switchgears are not protected against explosions and can be used only outside potentially explosive areas. If pumps are used within potentially explosive areas, onsite measures are required.



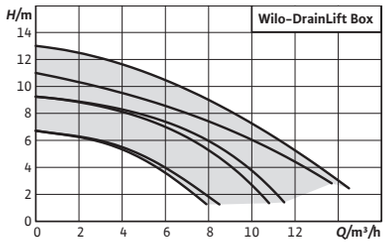


**Accessories** **Page**
Commissioning/maintenance 703

# Wilo-DrainLift Box

## Construction
Small sewage lifting unit for concealed floor installation

## Application
Pumping of sewage **without** faeces (according to DIN EN 12050-2) that cannot be piped to the sewer system through the use of natural falls.

## Scope of delivery
- → Lifting unit for concealed floor installation with complete pipework, non-return valve and pre-installed pump
- → Standard version und 'D' version with shockproof plug
- → 'DS' version incl. switchgear and connection cable with bare ends

## Your advantages
- → Easy to install due to integrated pump and non-return valve
- → The large tank volume ensures a low number of switching processes
- → Easy maintenance
- → Stainless steel tile frame with trap

- → Tank cover with tile frame and floor drain
- → Shell cover
- → O-ring to seal shell cover and as anti-syphon trap
- → Pressure hose (inside diameter: 40 mm) incl. hose clips
- → Installation and operating instructions

**Price group: PG7**

**Ordering information**

| Type | Description | Mains connection | Art. no. | | |
|---|---|---|---|---|---|
| | | | | 🚚 | EUR |
| **DrainLift Box 32/8** | Integrated pump with non-return valve, cover with floor drain and tile frame. | 1~230 V, 50 Hz | 2521820 | L | **1,326.–** |
| **DrainLift Box 32/8D** | Two integrated pumps with non-return valve, cover with floor drain and tile frame. | 1~230 V, 50 Hz | 2546470 | C | **1,907.–** |
| **DrainLift Box 32/8DS** | Two integrated pumps with non-return valve, cover with floor drain and tile frame. Pumps controlled by switchgear and separate floater. | 1~230 V, 50 Hz | 2546471 | L | **2,673.–** |
| **DrainLift Box 32/11** | Integrated pump with non-return valve, cover with floor drain and tile frame. | 1~230 V, 50 Hz | 2521821 | L | **1,707.–** |
| **DrainLift Box 32/11D** | Two integrated pumps with non-return valve, cover with floor drain and tile frame. | 1~230 V, 50 Hz | 2546472 | C | **2,377.–** |

🚚 = ready for delivery, L = supply availability, C = approx. 2 weeks, K = approx. 4 weeks, AX = up to 16 weeks delivery time, please inquire for every order, A = on request, 📞 = please contact Wilo
Subject to change – all prices do not include VAT. Our General Terms of Delivery and Service apply (see www.wilo.com/legal) – valid from 01/01/2022 in Germany.

**Price group: PG7**

| Ordering information | | | | | |
|---|---|---|---|---|---|
| **Type** | **Description** | **Mains connection** | **Art. no.** | | |
| | | | | 🚚 | EUR |
| **DrainLift Box 32/11DS** | Two integrated pumps with non-return valve, cover with floor drain and tile frame. Pumps controlled by switchgear and separate floater. | 1~230 V, 50 Hz | 2546473 | L | **3,143.–** |
| **DrainLift Box 32/11HD D** | Two integrated pumps with non-return valve, cover with floor drain and tile frame. | 1~230 V, 50 Hz | 2546508 | C | **1,923.–** |
| **DrainLift Box 32/11HD DS** | Two integrated pumps with non-return valve, cover with floor drain and tile frame. Pumps controlled by switchgear and separate floater. | 1~230 V, 50 Hz | 2546509 | C | **3,336.–** |

**Price group: PG14**

| Mechanical accessories | | | | |
|---|---|---|---|---|
| **Type** | **Description** | **Art. no.** | | |
| | | | 🚚 | EUR |
| **Collar DrainLift Box** | Collar for securing the baseplate against pressing ground water, with corrosion-resistant clamps. | 2546476 | L | **57.–** |

**Price group: PG14**

| Electrical accessories – mains-independent alarm signal | | | | |
|---|---|---|---|---|
| Alarm signal for detection of flooding in rooms and buildings. The alarm signal is acoustic, optical or wireless. In addition, other consumers can be controlled directly. | | | | |
| **Type** | **Description** | **Art. no.** | | |
| | | | 🚚 | EUR |
| **Small alarm switchgear KAS** | Network-independent small alarm switchgear in ISO plug housing with shock-proof plug, acoustic alarm signal and attached electrode with 3 m cable for level measurement. | 501534094 | L | **408.–** |
| **AlarmControl 1** | Network-independent alarm system with shockproof plug, acoustic alarm signal and attached mini float switch with 3 m cable for level measurement. | 2522846 | L | **159.–** |
| **AlarmControl 2** | Network-independent alarm system with shock-proof adapter plug for the direct connection of a consumer, acoustic alarm signal and attached mini float switch with 3 m cable for level measurement. | 2522847 | L | **197.–** |

**You can find more accessories at the end in the chapter Electric accessories!**
Attention: Switchgears are not protected against explosions and can be used only outside potentially explosive areas. If pumps are used within potentially explosive areas, onsite measures are required.






**Accessories** **Page**
Commissioning/maintenance 703

# Wilo-HiSewlift 3

## Construction
Small sewage lifting unit with macerator

## Application
Pumping of sewage containing faeces (according to DIN EN 12050-3) that cannot be piped to the sewer system through the use of natural falls.

## Scope of delivery
- → Ready for connection sewage lifting unit with macerator, active carbon filter and integrated non-return valves
- → Installation and operating instructions
- → Connection set for inlet and pressure pipes

## Your advantages
- → HiSewlift 3-I35 in particularly narrow version (less than 149 mm width) for a simple front-wall installation
- → Low-noise operation and installed active carbon filter for high user comfort
- → Reliable capacity and low electricity consumption for efficient sewage disposal
- → Simple installation with flexible connection options
- → Ready for connection

**Price group: PG7**

**Ordering information**

| Type | Width without packaging | Height without packaging | Overall length | Net weight, approx. | Mains connection | Art. no. | | |
|---|---|---|---|---|---|---|---|---|
| | *L* | *H* | *L* | *m* | | | | |
| | | mm | | kg | | | | EUR |
| **HiSewlift 3-15** | 243 | 353 | 511 | 6 | 1~230 V, 50 Hz | 4191675 | L | **645.-** |
| **HiSewlift 3-35** | 243 | 353 | 622 | 6 | 1~230 V, 50 Hz | 4191677 | L | **760.-** |
| **HiSewlift 3-I35** | 149 | 378 | 520 | 5 | 1~230 V, 50 Hz | 4191674 | L | **977.-** |

= ready for delivery, L = supply availability, C = approx. 2 weeks, K = approx. 4 weeks, AX = up to 16 weeks delivery time, please inquire for every order, A = on request, = please contact Wilo
Subject to change – all prices do not include VAT. Our General Terms of Delivery and Service apply (see www.wilo.com/legal) – valid from 01/01/2022 in Germany.

**Price group: PG14**

## Electrical accessories – mains-independent alarm signal

Alarm signal for detection of flooding in rooms and buildings. The alarm signal is acoustic, optical or wireless. In addition, other consumers can be controlled directly.

| Type | Description | Art. no. | | EUR |
|---|---|---|---|---|
| **Small alarm switchgear KAS** | Network-independent small alarm switchgear in ISO plug housing with shock-proof plug, acoustic alarm signal and attached electrode with 3 m cable for level measurement. | 501534094 | L | **408.–** |
| **AlarmControl 1** | Network-independent alarm system with shockproof plug, acoustic alarm signal and attached mini float switch with 3 m cable for level measurement. | 2522846 | L | **159.–** |
| **AlarmControl 2** | Network-independent alarm system with shock-proof adapter plug for the direct connection of a consumer, acoustic alarm signal and attached mini float switch with 3 m cable for level measurement. | 2522847 | L | **197.–** |

**You can find more accessories at the end in the chapter Electric accessories!**
Attention: Switchgears are not protected against explosions and can be used only outside potentially explosive areas. If pumps are used within potentially explosive areas, onsite measures are required.



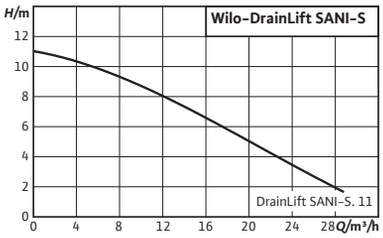


| Accessories | Page |
|---|---|
| Commissioning/maintenance | 703 |

# Wilo-DrainLift SANI-S

## Construction
Compact, ready for connection and fully submersible single pump lifting unit for pumping sewage containing faeces.

## Application
Pumping of sewage containing faeces:
- → In cases where sewage cannot be led to the sewer system via a natural fall.
- → For the backflow resistant drainage in cases where the discharge point is below the backflow level.

## Scope of delivery
- → Lifting unit with switchgear and connection cable with plug
- → Flange connector DN 80/100
- → Collar DN 100 for pressure connection
- → Collar 50 mm for ventilation connection
- → Collar DN 50 for evacuation connection
- → Inlet set with hole saw 124 mm and gasket DN 100
- → Fixation material
- → Insulation mat
- → 9 V rechargeable battery
- → Operating and maintenance manual

## Your advantages
- → Very easy to install and transport due to space-saving compact construction and very light weight
- → Operational reliability provided by the large switching volume, thermal motor protection and mains-independent alarm
- → Corrosion-free design with engineering plastics and stainless steel guarantees high reliability
- → Freely selectable connections for maximum installation flexibility
- → Transparent reservoir cover and cleaning opening in the non-return valve ensure easy maintenance
- → Optional Wilo-SmartHome connection for instantaneous notification directly to your mobile phone

## Options
- → Version for aggressive fluids with ModBus connection

Price group: PG7

**Ordering information**

| Type | Operating mode (non-immersed) | Mains plug | Mains connection | Art. no. | | EUR |
|---|---|---|---|---|---|---|
| **DrainLift SANI-S.11M/1** | S2-15 min / S3-10% | Schuko | 1~230 V, 50 Hz | 2549900 | L | **2,671.-** |
| **DrainLift SANI-S.11T/1** | S2-15 min / S3-10% | CEE 16A, 3P+N+PE, 6h | 3~400 V, 50 Hz | 2549901 | L | **2,671.-** |
| **DrainLift SANI-S.11M/3C** | S2-15 min / S3-10% | Schuko | 1~230 V, 50 Hz | 2549917 | C | **3,986.-** |
| **DrainLift SANI-S.11T/3C** | S2-15 min / S3-10% | CEE 16A, 3P+N+PE, 6h | 3~400 V, 50 Hz | 2549918 | C | **3,986.-** |

= ready for delivery, L = supply availability, C = approx. 2 weeks, K = approx. 4 weeks, AX = up to 16 weeks delivery time, please inquire for every order, A = on request, = please contact Wilo
Subject to change – all prices do not include VAT. Our General Terms of Delivery and Service apply (see www.wilo.com/legal) – valid from 01/01/2022 in Germany.

Price group: PG14

## Mechanical accessories

| Type | Description | Art. no. | | EUR |
|---|---|---|---|---|
| | | | 🚚 | |
| **PVC gate valve DN 100** | with solid pipe ends DN 100 | 2529808 | L | **529.–** |
| **PVC gate valve DN 150** | with solid pipe ends DN 150 | 2529809 | L | **928.–** |
| **Gate valve DN 80, EN-GJL-250** | made of EN-GJL-250, including 1 set mounting accessories | 2017162 | L | **347.–** |
| **Gate valve DN 100, EN-GJL-250** | made of EN-GJL-250, including 1 set mounting accessories | 2017163 | L | **410.–** |
| **Gate valve DN 150, EN-GJL-250** | made of EN-GJL-250, including 1 set mounting accessories | 2017164 | L | **680.–** |
| **Flange connector DN 80** | Made of PUR, with hose, hose clips and installation accessories | 2511595 | L | **219.–** |
| **Flange connector DN 100** | Made of PUR, with hose, hose clips and installation accessories | 2511597 | L | **228.–** |
| **Flange connector DN 150** | Made of PUR, with hose, hose clips and installation accessories | 2511598 | L | **253.–** |
| **Inlet seal set DN 100** | Gasket made of NBR, hose clip and hole saw | 2521841 | L | **149.–** |
| **Inlet seal set DN 150** | Gasket made of NBR, hose clip and hole saw | 2515145 | L | **184.–** |
| **Inlet seal DN 100** | NBR gasket for inlet connection | 2522672 | L | **64.–** |
| **Inlet seal DN 150** | NBR gasket for inlet connection | 2552849 | A | ✆ |
| **Mounting accessories DN 80/100, PN 10** | For one flange connection, with screws, nuts and flat gasket | 6077521 | L | **31.–** |
| **Mounting accessories DN 150, PN 10** | For one flange connection, with screws, nuts and flat gasket | 6077523 | L | **40.–** |
| **Diaphragm hand pump** | Double-sided connection, female thread Rp 1½ | 2060166 | L | **355.–** |
| **3-way shut-off ball cock Rp 1½** | made of brass, chrome-plated, 3x connections with female thread | 2511607 | L | **264.–** |

Price group: PG14

## Electrical accessories – mains-independent alarm signal

Alarm signal for detection of flooding in rooms and buildings. The alarm signal is acoustic, optical or wireless. In addition, other consumers can be controlled directly.

| Type | Description | Art. no. | | EUR |
|---|---|---|---|---|
| | | | 🚚 | |
| **24 VDC flash light** | Xenon flash light for wall fixation for indoor and outdoor areas. Light colour: Red, flash frequency: 0.75 Hz | 2551612 | C | **311.–** |
| **1~230 VAC flash light** | Xenon flash light for wall fixation for indoor and outdoor areas. Light colour: Red, flash frequency: 0.75 Hz | 2551613 | C | **285.–** |
| **12 – 24 VDC signal horn** | Horn with bell for wall fixation for indoor and outdoor areas. Alarm signal via electromechanical noise generation with steel diaphragm (92 dBA). | 2017208 | L | **99.–** |
| **1~230 V signal horn** | Horn with bell for wall fixation for indoor and outdoor areas. Alarm signal via electromechanical noise generation with steel diaphragm (88 dBA). | 501459398 | L | **98.–** |

**You can find more accessories at the end in the chapter Electric accessories!**
Attention: Switchgears are not protected against explosions and can be used only outside potentially explosive areas. If pumps are used within potentially explosive areas, onsite measures are required.



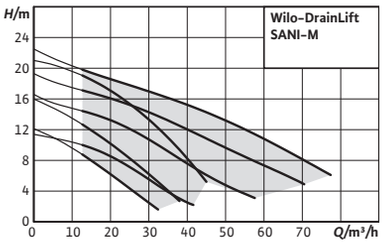


| Accessories | Page |
|---|---|
| Commissioning/maintenance | 703 |

## Wilo-DrainLift SANI-M

### Construction
Ready for connection and fully submersible single-pump lifting unit for pumping sewage containing faeces.

### Application
Pumping of sewage containing faeces:
- → In cases where sewage cannot be led to the sewer system via a natural fall.
- → For the backflow resistant drainage in cases where the discharge point is below the backflow level.

### Scope of delivery
- → Lifting unit with switchgear and connection cable with plug
- → Flange connector DN 80/100
- → Collar DN 100 for pressure connection
- → Collar 75 mm for ventilation connection
- → Collar DN 50 for evacuation connection
- → Inlet set with hole saw 124 mm and gasket DN 100
- → Fixation material
- → Insulation mat
- → 9 V rechargeable battery
- → Operating and maintenance manual

### Options
- → Version for aggressive fluids with ModBus connection
- → Version for S1 operation (continuous duty) and with ModBus connection

### Your advantages
- → Very easy to install and transport due to compact construction and light weight
- → Operational reliability provided by the large switching volume, thermal motor protection and mains-independent alarm
- → Corrosion-free design with engineering plastics and stainless steel guarantees high reliability
- → Freely selectable connections for maximum installation flexibility
- → Universal use thanks to several variants with two free ball passage sizes (44/65 mm), operating mode for continuous duty or intermittent periodic duty and the version for aggressive fluids
- → Transparent reservoir cover and cleaning opening in the non-return valve ensure easy maintenance
- → Optional Wilo-SmartHome connection for instantaneous notification directly to your mobile phone



= ready for delivery, L = supply availability, C = approx. 2 weeks, K = approx. 4 weeks, AX = up to 16 weeks delivery time, please inquire for every order, A = on request, = please contact Wilo
Subject to change – all prices do not include VAT. Our General Terms of Delivery and Service apply (see www.wilo.com/legal) – valid from 01/01/2022 in Germany.

Price group: PG7

## Ordering information

| Type | Operating mode (non-immersed) | Mains plug | Mains connection | Art. no. | | |
|---|---|---|---|---|---|---|
| | | | | | | EUR |
| **DrainLift SANI-M.11M/4** | S1 | Schuko | 1~230 V, 50 Hz | 2549938 | C | **4,645.–** |
| **DrainLift SANI-M.11T/4** | S1 | CEE 16A, 3P+N+PE, 6h | 3~400 V, 50 Hz | 2549934 | C | **4,645.–** |
| **DrainLift SANI-M.12M/1** | S2-15 min / S3-10% | Schuko | 1~230 V, 50 Hz | 2549902 | C | **3,412.–** |
| **DrainLift SANI-M.12M/4C** | S1 | Schuko | 1~230 V, 50 Hz | 2549919 | C | **5,112.–** |
| **DrainLift SANI-M.12T/1** | S2-15 min / S3-10% | CEE 16A, 3P+N+PE, 6h | 3~400 V, 50 Hz | 2549903 | L | **3,412.–** |
| **DrainLift SANI-M.12T/4C** | S1 | CEE 16A, 3P+N+PE, 6h | 3~400 V, 50 Hz | 2549920 | C | **5,112.–** |
| **DrainLift SANI-M.16M/1** | S2-15 min / S3-10% | Schuko | 1~230 V, 50 Hz | 2549904 | C | **3,764.–** |
| **DrainLift SANI-M.16M/4C** | S1 | Schuko | 1~230 V, 50 Hz | 2549921 | C | **5,633.–** |
| **DrainLift SANI-M.16T/1** | S2-15 min / S3-10% | CEE 16A, 3P+N+PE, 6h | 3~400 V, 50 Hz | 2549905 | L | **3,764.–** |
| **DrainLift SANI-M.16T/4C** | S1 | CEE 16A, 3P+N+PE, 6h | 3~400 V, 50 Hz | 2549922 | C | **5,631.–** |
| **DrainLift SANI-M.17T/4** | S1 | CEE 16A, 3P+N+PE, 6h | 3~400 V, 50 Hz | 2549935 | C | **5,216.–** |
| **DrainLift SANI-M.19T/4** | S1 | CEE 16A, 3P+N+PE, 6h | 3~400 V, 50 Hz | 2549936 | C | **5,784.–** |
| **DrainLift SANI-M.21T/1** | S2-15 min / S3-10% | CEE 16A, 3P+N+PE, 6h | 3~400 V, 50 Hz | 2549906 | C | **4,102.–** |
| **DrainLift SANI-M.21T/4C** | S1 | CEE 16A, 3P+N+PE, 6h | 3~400 V, 50 Hz | 2549923 | C | **6,149.–** |
| **DrainLift SANI-M.23T/4** | S1 | CEE 16A, 3P+N+PE, 6h | 3~400 V, 50 Hz | 2549937 | C | **6,358.–** |

Price group: PG14

## Mechanical accessories

| Type | Description | Art. no. | | |
|---|---|---|---|---|
| | | | | EUR |
| **PVC gate valve DN 100** | with solid pipe ends DN 100 | 2529808 | L | **529.–** |
| **PVC gate valve DN 150** | with solid pipe ends DN 150 | 2529809 | L | **928.–** |
| **Gate valve DN 80, EN-GJL-250** | made of EN-GJL-250, including 1 set mounting accessories | 2017162 | L | **347.–** |
| **Gate valve DN 100, EN-GJL-250** | made of EN-GJL-250, including 1 set mounting accessories | 2017163 | L | **410.–** |
| **Gate valve DN 150, EN-GJL-250** | made of EN-GJL-250, including 1 set mounting accessories | 2017164 | L | **680.–** |
| **Flange connector DN 80** | Made of PUR, with hose, hose clips and installation accessories | 2511595 | L | **219.–** |
| **Flange connector DN 100** | Made of PUR, with hose, hose clips and installation accessories | 2511597 | L | **228.–** |
| **Flange connector DN 150** | Made of PUR, with hose, hose clips and installation accessories | 2511598 | L | **253.–** |
| **Inlet seal set DN 100** | Gasket made of NBR, hose clip and hole saw | 2521841 | L | **149.–** |
| **Inlet seal set DN 150** | Gasket made of NBR, hose clip and hole saw | 2515145 | L | **184.–** |
| **Inlet seal DN 100** | NBR gasket for inlet connection | 2522672 | L | **64.–** |
| **Inlet seal DN 150** | NBR gasket for inlet connection | 2552849 | A | ✆ |

= ready for delivery, L = supply availability, C = approx. 2 weeks, K = approx. 4 weeks, AX = up to 16 weeks delivery time, please inquire for every order, A = on request, ✆ = please contact Wilo
Subject to change – all prices do not include VAT. Our General Terms of Delivery and Service apply (see www.wilo.com/legal) – valid from 01/01/2022 in Germany.

**Price group: PG14**

## Mechanical accessories

| Type | Description | Art. no. | | EUR |
|---|---|---|---|---|
| **Mounting accessories DN 80/100, PN 10** | For one flange connection, with screws, nuts and flat gasket | 6077521 | L | **31.–** |
| **Mounting accessories DN 150, PN 10** | For one flange connection, with screws, nuts and flat gasket | 6077523 | L | **40.–** |
| **Diaphragm hand pump** | Double-sided connection, female thread Rp 1½ | 2060166 | L | **355.–** |
| **3-way shut-off ball cock Rp 1½** | made of brass, chrome-plated, 3x connections with female thread | 2511607 | L | **264.–** |

**Price group: PG14**

## Electrical accessories – mains-independent alarm signal

Alarm signal for detection of flooding in rooms and buildings. The alarm signal is acoustic, optical or wireless. In addition, other consumers can be controlled directly.

| Type | Description | Art. no. | | EUR |
|---|---|---|---|---|
| **24 VDC flash light** | Xenon flash light for wall fixation for indoor and outdoor areas. Light colour: Red, flash frequency: 0.75 Hz | 2551612 | C | **311.–** |
| **1~230 VAC flash light** | Xenon flash light for wall fixation for indoor and outdoor areas. Light colour: Red, flash frequency: 0.75 Hz | 2551613 | C | **285.–** |
| **12 – 24 VDC signal horn** | Horn with bell for wall fixation for indoor and outdoor areas. Alarm signal via electromechanical noise generation with steel diaphragm (92 dBA). | 2017208 | L | **99.–** |
| **1~230 V signal horn** | Horn with bell for wall fixation for indoor and outdoor areas. Alarm signal via electromechanical noise generation with steel diaphragm (88 dBA). | 501459398 | L | **98.–** |

**You can find more accessories at the end in the chapter Electric accessories!**
Attention: Switchgears are not protected against explosions and can be used only outside potentially explosive areas. If pumps are used within potentially explosive areas, onsite measures are required.



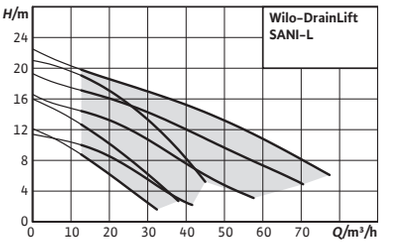


**Accessories** **Page**
Commissioning/maintenance 703

## Wilo-DrainLift SANI-L

### Construction
Compact, ready for connection and fully submersible double pump lifting unit for pumping sewage containing faeces.

### Application
Pumping of sewage containing faeces:
- → In cases where sewage cannot be led to the sewer system via a natural fall.
- → For the backflow resistant drainage in cases where the discharge point is below the backflow level.

### Scope of delivery
- → Lifting unit with switchgear and connection cable with plug
- → Flange connector DN 80/100
- → Collar DN 100 for pressure connection
- → Collar 75 mm for ventilation connection
- → Collar DN 50 for evacuation connection
- → Inlet set with hole saw 124 mm and gasket DN 100
- → Fixation material
- → Insulation mat
- → 9 V rechargeable battery
- → Operating and maintenance manual

### Your advantages
- → Easy installation and transport due to compact construction and light weight
- → High operational reliability thanks to the double-pump system, high switching volume, thermal motor protection and mains-independent alarm
- → Corrosion-free design with engineering plastics and stainless steel guarantees high reliability
- → Freely selectable connections for maximum installation flexibility
- → Universal use thanks to several variants with two free ball passage sizes (44/65 mm), operating mode for continuous duty or intermittent periodic duty and the version for aggressive fluids
- → Transparent reservoir cover and cleaning opening in the non-return valve ensure easy maintenance

### Options
- → Version for aggressive fluids with ModBus connection
- → Version for S1 operation (continuous duty) and with ModBus connection

= ready for delivery, L = supply availability, C = approx. 2 weeks, K = approx. 4 weeks, AX = up to 16 weeks delivery time, please inquire for every order, A = on request, = please contact Wilo
Subject to change – all prices do not include VAT. Our General Terms of Delivery and Service apply (see www.wilo.com/legal) – valid from 01/01/2022 in Germany.

Price group: PG7

## Ordering information

| Type | Operating mode (non-immersed) | Mains plug | Mains connection | Art. no. | | |
|---|---|---|---|---|---|---|
| | | | | | | EUR |
| **DrainLift SANI-L.11M/4** | S1 | Schuko | 1~230 V, 50 Hz | 2549943 | C | **8,220.–** |
| **DrainLift SANI-L.11T/4** | S1 | CEE 32A, 3P+N+PE, 6h | 3~400 V, 50 Hz | 2549939 | C | **8,220.–** |
| **DrainLift SANI-L.12M/1** | S2-15 min / S3-10% | Schuko | 1~230 V, 50 Hz | 2549907 | L | **6,590.–** |
| **DrainLift SANI-L.12M/4C** | S1 | Schuko | 1~230 V, 50 Hz | 2549924 | C | **9,885.–** |
| **DrainLift SANI-L.12T/1** | S2-15 min / S3-10% | CEE 32A, 3P+N+PE, 6h | 3~400 V, 50 Hz | 2549908 | L | **6,590.–** |
| **DrainLift SANI-L.12T/4C** | S1 | CEE 32A, 3P+N+PE, 6h | 3~400 V, 50 Hz | 2549925 | C | **9,885.–** |
| **DrainLift SANI-L.16M/1** | S2-15 min / S3-10% | Schuko | 1~230 V, 50 Hz | 2549909 | C | **7,293.–** |
| **DrainLift SANI-L.16M/4C** | S1 | Schuko | 1~230 V, 50 Hz | 2549926 | C | **10,920.–** |
| **DrainLift SANI-L.16T/1** | S2-15 min / S3-10% | CEE 32A, 3P+N+PE, 6h | 3~400 V, 50 Hz | 2549910 | L | **7,293.–** |
| **DrainLift SANI-L.16T/4C** | S1 | CEE 32A, 3P+N+PE, 6h | 3~400 V, 50 Hz | 2549927 | C | **10,920.–** |
| **DrainLift SANI-L.17T/4** | S1 | CEE 32A, 3P+N+PE, 6h | 3~400 V, 50 Hz | 2549940 | C | **9,012.–** |
| **DrainLift SANI-L.19T/4** | S1 | CEE 32A, 3P+N+PE, 6h | 3~400 V, 50 Hz | 2549941 | C | **9,831.–** |
| **DrainLift SANI-L.21T/1** | S2-15 min / S3-10% | CEE 32A, 3P+N+PE, 6h | 3~400 V, 50 Hz | 2549911 | L | **7,979.–** |
| **DrainLift SANI-L.21T/4C** | S1 | CEE 32A, 3P+N+PE, 6h | 3~400 V, 50 Hz | 2549928 | L | **11,957.–** |
| **DrainLift SANI-L.23T/4** | S1 | CEE 32A, 3P+N+PE, 6h | 3~400 V, 50 Hz | 2549942 | C | **10,637.–** |

Price group: PG14

## Mechanical accessories

| Type | Description | Art. no. | | |
|---|---|---|---|---|
| | | | | EUR |
| **PVC gate valve DN 100** | with solid pipe ends DN 100 | 2529808 | L | **529.–** |
| **PVC gate valve DN 150** | with solid pipe ends DN 150 | 2529809 | L | **928.–** |
| **Gate valve DN 80, EN-GJL-250** | made of EN-GJL-250, including 1 set mounting accessories | 2017162 | L | **347.–** |
| **Gate valve DN 100, EN-GJL-250** | made of EN-GJL-250, including 1 set mounting accessories | 2017163 | L | **410.–** |
| **Gate valve DN 150, EN-GJL-250** | made of EN-GJL-250, including 1 set mounting accessories | 2017164 | L | **680.–** |
| **Flange connector DN 80** | Made of PUR, with hose, hose clips and installation accessories | 2511595 | L | **219.–** |
| **Flange connector DN 100** | Made of PUR, with hose, hose clips and installation accessories | 2511597 | L | **228.–** |
| **Flange connector DN 150** | Made of PUR, with hose, hose clips and installation accessories | 2511598 | L | **253.–** |
| **Inlet seal set DN 100** | Gasket made of NBR, hose clip and hole saw | 2521841 | L | **149.–** |
| **Inlet seal set DN 150** | Gasket made of NBR, hose clip and hole saw | 2515145 | L | **184.–** |
| **Inlet seal DN 100** | NBR gasket for inlet connection | 2522672 | L | **64.–** |
| **Inlet seal DN 150** | NBR gasket for inlet connection | 2552849 | A | ✆ |
| **Mounting accessories DN 80/100, PN 10** | For one flange connection, with screws, nuts and flat gasket | 6077521 | L | **31.–** |
| **Mounting accessories DN 150, PN 10** | For one flange connection, with screws, nuts and flat gasket | 6077523 | L | **40.–** |
| **Diaphragm hand pump** | Double-sided connection, female thread Rp 1½ | 2060166 | L | **355.–** |
| **3-way shut-off ball cock Rp 1½** | made of brass, chrome-plated, 3x connections with female thread | 2511607 | L | **264.–** |



🚚 = ready for delivery, L = supply availability, C = approx. 2 weeks, K = approx. 4 weeks, AX = up to 16 weeks delivery time, please inquire for every order, A = on request, ✆ = please contact Wilo
Subject to change – all prices do not include VAT. Our General Terms of Delivery and Service apply (see www.wilo.com/legal) – valid from 01/01/2022 in Germany.

**Price group: PG14**

## Electrical accessories – mains-independent alarm signal

Alarm signal for detection of flooding in rooms and buildings. The alarm signal is acoustic, optical or wireless. In addition, other consumers can be controlled directly.

| Type | Description | Art. no. | | |
|---|---|---|---|---|
| | | | 🚚 | EUR |
| **24 VDC flash light** | Xenon flash light for wall fixation for indoor and outdoor areas. Light colour: Red, flash frequency: 0.75 Hz | 2551612 | C | **311.–** |
| **1~230 VAC flash light** | Xenon flash light for wall fixation for indoor and outdoor areas. Light colour: Red, flash frequency: 0.75 Hz | 2551613 | C | **285.–** |
| **12 – 24 VDC signal horn** | Horn with bell for wall fixation for indoor and outdoor areas. Alarm signal via electromechanical noise generation with steel diaphragm (92 dBA). | 2017208 | L | **99.–** |
| **1~230 V signal horn** | Horn with bell for wall fixation for indoor and outdoor areas. Alarm signal via electromechanical noise generation with steel diaphragm (88 dBA). | 501459398 | L | **98.–** |

**You can find more accessories at the end in the chapter Electric accessories!**
Attention: Switchgears are not protected against explosions and can be used only outside potentially explosive areas. If pumps are used within potentially explosive areas, onsite measures are required.



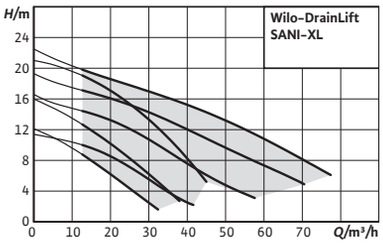


| Accessories | Page |
|---|---|
| Commissioning/maintenance | 703 |

## Wilo-DrainLift SANI-XL

### Construction
Ready for connection and fully submersible double pump lifting unit for pumping sewage containing faeces.

### Application
Pumping of sewage containing faeces:
- → In cases where sewage cannot be led to the sewer system via a natural fall.
- → For the backflow resistant drainage in cases where the discharge point is below the backflow level.

### Scope of delivery
- → Lifting unit with switchgear and connection cable with plug
- → Flange connector DN 80/100
- → Collar DN 100 for pressure connection
- → Collar 75 mm for ventilation connection
- → Collar DN 50 for evacuation connection
- → Inlet set with hole saw 124 mm and gasket DN 100
- → Fixation material
- → 9 V rechargeable battery
- → Operating and maintenance manual

### Your advantages
- → Easy installation and transport thanks to light weight
- → High operational reliability thanks to double-pump system, a very large switching volume, thermal motor protection and mains-independent alarm
- → Corrosion-free design with engineering plastics and stainless steel guarantees high reliability
- → Freely selectable connections for maximum installation flexibility
- → Universal use thanks to several variants with two free ball passage sizes (44/65 mm), operating mode for continuous duty or intermittent periodic duty and the version for aggressive fluids
- → Transparent reservoir cover and cleaning opening in the non-return valve ensure easy maintenance

### Options
- → Version for aggressive fluids with ModBus connection
- → Version for S1 operation (continuous duty) and with ModBus connection



= ready for delivery, L = supply availability, C = approx. 2 weeks, K = approx. 4 weeks, AX = up to 16 weeks delivery time, please inquire for every order, A = on request, = please contact Wilo
Subject to change – all prices do not include VAT. Our General Terms of Delivery and Service apply (see www.wilo.com/legal) – valid from 01/01/2022 in Germany.

Price group: PG7

## Ordering information

| Type | Operating mode (non-immersed) | Mains plug | Mains connection | Art. no. | | |
|---|---|---|---|---|---|---|
| | | | | | 🚚 | EUR |
| **DrainLift SANI-XL.11M/4** | S1 | Schuko | 1~230 V, 50 Hz | 2549948 | C | **11,323.–** |
| **DrainLift SANI-XL.11T/4** | S1 | CEE 32A, 3P+N+PE, 6h | 3~400 V, 50 Hz | 2549944 | C | **11,322.–** |
| **DrainLift SANI-XL.12M/1** | S2-15 min / S3-10% | Schuko | 1~230 V, 50 Hz | 2549912 | C | **9,596.–** |
| **DrainLift SANI-XL.12M/4C** | S1 | Schuko | 1~230 V, 50 Hz | 2549929 | C | **14,394.–** |
| **DrainLift SANI-XL.12T/1** | S2-15 min / S3-10% | CEE 32A, 2P+PE, 6h | 3~400 V, 50 Hz | 2549913 | C | **9,596.–** |
| **DrainLift SANI-XL.12T/4C** | S1 | CEE 32A, 2P+PE, 6h | 3~400 V, 50 Hz | 2549930 | C | **14,394.–** |
| **DrainLift SANI-XL.16M/1** | S2-15 min / S3-10% | Schuko | 1~230 V, 50 Hz | 2549914 | C | **10,296.–** |
| **DrainLift SANI-XL.16M/4C** | S1 | Schuko | 1~230 V, 50 Hz | 2549931 | C | **15,411.–** |
| **DrainLift SANI-XL.16T/1** | S2-15 min / S3-10% | CEE 32A, 2P+PE, 6h | 3~400 V, 50 Hz | 2549915 | C | **10,296.–** |
| **DrainLift SANI-XL.16T/4C** | S1 | CEE 32A, 2P+PE, 6h | 3~400 V, 50 Hz | 2549932 | C | **15,411.–** |
| **DrainLift SANI-XL.17T/4** | S1 | CEE 32A, 3P+N+PE, 6h | 3~400 V, 50 Hz | 2549945 | C | **12,145.–** |
| **DrainLift SANI-XL.19T/4** | S1 | CEE 32A, 3P+N+PE, 6h | 3~400 V, 50 Hz | 2549946 | C | **12,956.–** |
| **DrainLift SANI-XL.21T/1** | S2-15 min / S3-10% | CEE 32A, 2P+PE, 6h | 3~400 V, 50 Hz | 2549916 | C | **10,976.–** |
| **DrainLift SANI-XL.21T/4C** | S1 | CEE 32A, 2P+PE, 6h | 3~400 V, 50 Hz | 2549933 | C | **16,465.–** |
| **DrainLift SANI-XL.23T/4** | S1 | CEE 32A, 3P+N+PE, 6h | 3~400 V, 50 Hz | 2549947 | C | **13,747.–** |

Price group: PG14

## Mechanical accessories

| Type | Description | Art. no. | | |
|---|---|---|---|---|
| | | | 🚚 | EUR |
| **PVC gate valve DN 100** | with solid pipe ends DN 100 | 2529808 | L | **529.–** |
| **PVC gate valve DN 150** | with solid pipe ends DN 150 | 2529809 | L | **928.–** |
| **PVC gate valve DN 200** | with solid pipe ends DN 200 | 2552848 | A | ✆ |
| **Gate valve DN 80, EN-GJL-250** | made of EN-GJL-250, including 1 set mounting accessories | 2017162 | L | **347.–** |
| **Gate valve DN 100, EN-GJL-250** | made of EN-GJL-250, including 1 set mounting accessories | 2017163 | L | **410.–** |
| **Gate valve DN 150, EN-GJL-250** | made of EN-GJL-250, including 1 set mounting accessories | 2017164 | L | **680.–** |
| **Flange connector DN 80** | Made of PUR, with hose, hose clips and installation accessories | 2511595 | L | **219.–** |
| **Flange connector DN 100** | Made of PUR, with hose, hose clips and installation accessories | 2511597 | L | **228.–** |
| **Flange connector DN 150** | Made of PUR, with hose, hose clips and installation accessories | 2511598 | L | **253.–** |
| **Inlet seal set DN 100** | Gasket made of NBR, hose clip and hole saw | 2521841 | L | **149.–** |
| **Inlet seal set DN 150** | Gasket made of NBR, hose clip and hole saw | 2515145 | L | **184.–** |
| **Inlet seal set DN 200** | Gasket made of NBR, hose clip and hole saw | 2552851 | C | **268.–** |
| **Inlet seal DN 100** | NBR gasket for inlet connection | 2522672 | L | **64.–** |
| **Inlet seal DN 150** | NBR gasket for inlet connection | 2552849 | A | ✆ |
| **Inlet seal DN 200** | NBR gasket for inlet connection | 2552850 | C | **89.–** |
| **Mounting accessories DN 80/100, PN 10** | For one flange connection, with screws, nuts and flat gasket | 6077521 | L | **31.–** |
| **Mounting accessories DN 150, PN 10** | For one flange connection, with screws, nuts and flat gasket | 6077523 | L | **40.–** |
| **Diaphragm hand pump** | Double-sided connection, female thread Rp 1½ | 2060166 | L | **355.–** |
| **3-way shut-off ball cock Rp 1½** | made of brass, chrome-plated, 3x connections with female thread | 2511607 | L | **264.–** |

🚚 = ready for delivery, L = supply availability, C = approx. 2 weeks, K = approx. 4 weeks, AX = up to 16 weeks delivery time, please inquire for every order, A = on request, ✆ = please contact Wilo
Subject to change – all prices do not include VAT. Our General Terms of Delivery and Service apply (see www.wilo.com/legal) – valid from 01/01/2022 in Germany.

**Price group: PG14**

## Mechanical accessories

Alarm signal for detection of flooding in rooms and buildings. The alarm signal is acoustic, optical or wireless. In addition, other consumers can be controlled directly.

| Type | Description | Art. no. | | EUR |
|---|---|---|---|---|
| **24 VDC flash light** | Xenon flash light for wall fixation for indoor and outdoor areas. Light colour: Red, flash frequency: 0.75 Hz | 2551612 | C | **311.–** |
| **1~230 VAC flash light** | Xenon flash light for wall fixation for indoor and outdoor areas. Light colour: Red, flash frequency: 0.75 Hz | 2551613 | C | **285.–** |
| **12 – 24 VDC signal horn** | Horn with bell for wall fixation for indoor and outdoor areas. Alarm signal via electromechanical noise generation with steel diaphragm (92 dBA). | 2017208 | L | **99.–** |
| **1~230 V signal horn** | Horn with bell for wall fixation for indoor and outdoor areas. Alarm signal via electromechanical noise generation with steel diaphragm (88 dBA). | 501459398 | L | **98.–** |

**You can find more accessories at the end in the chapter Electric accessories!**
Attention: Switchgears are not protected against explosions and can be used only outside potentially explosive areas. If pumps are used within potentially explosive areas, onsite measures are required.



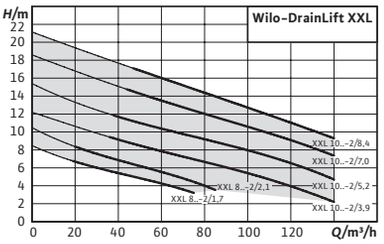


| Accessories | Page |
|---|---|
| Commissioning/maintenance | 703 |

# Wilo-DrainLift XXL

## Construction

Sewage lifting unit as double-pump system with two separate, dry-mounted pumps

## Application

Pumping of sewage containing faeces (according to DIN EN 12050-1) that cannot be returned to the sewer system using natural falls, and backflow resistant drainage of discharge points below the backflow level (according to DIN EN 12056-1).

## Scope of delivery

- → Microprocessor-controlled switchgear with automatic duty cycling, standby and peak load operation, potential-free contacts and indicator lights for operation and malfunctions for each pump.

## Your advantages

- → Flexible use through the use of one or two tanks
- → Optimal tank drainage due to deep extraction by suction
- → Operational reliability via high performance range and reliable level recording
- → Suitable for continuous duty (S1) with the use of self-cooling motors

- → Elastic hose connection for ventilation DN 70.
- → Elastic hose connection for connecting a diaphragm hand pump. Kit for connecting the tank with a pump (including ventilation flange with hose).

**Price group: PG8**

**Ordering information**

| Type | Volume | Pressure port | Mains connection | Art. no. | | |
|---|---|---|---|---|---|---|
| | V<br>l | | | | | EUR |
| **DrainLift XXL 840-2/1,7** | 400 | DN 80 | 3~400 V, 50 Hz | 2509000 | K | **12,786.-** |
| **DrainLift XXL 840-2/2,1** | 400 | DN 80 | 3~400 V, 50 Hz | 2509001 | K | **14,762.-** |
| **DrainLift XXL 880-2/1,7** | 800 | DN 80 | 3~400 V, 50 Hz | 2509005 | K | **15,671.-** |
| **DrainLift XXL 880-2/2,1** | 800 | DN 80 | 3~400 V, 50 Hz | 2509006 | K | **16,733.-** |
| **DrainLift XXL 1040-2/3,9** | 400 | DN 100 | 3~400 V, 50 Hz | 2509014 | K | **18,394.-** |
| **DrainLift XXL 1040-2/5,2** | 400 | DN 100 | 3~400 V, 50 Hz | 2509015 | K | **19,379.-** |
| **DrainLift XXL 1040-2/7,0** | 400 | DN 100 | 3~400 V, 50 Hz | 2509016 | C | **19,773.-** |
| **DrainLift XXL 1040-2/8,4** | 400 | DN 100 | 3~400 V, 50 Hz | 2509017 | K | **20,323.-** |
| **DrainLift XXL 1080-2/3,9** | 800 | DN 100 | 3~400 V, 50 Hz | 2509034 | K | **20,648.-** |
| **DrainLift XXL 1080-2/5,2** | 800 | DN 100 | 3~400 V, 50 Hz | 2509035 | K | **20,866.-** |
| **DrainLift XXL 1080-2/7,0** | 800 | DN 100 | 3~400 V, 50 Hz | 2509036 | K | **21,085.-** |
| **DrainLift XXL 1080-2/8,4** | 800 | DN 100 | 3~400 V, 50 Hz | 2509037 | K | **21,966.-** |

🚚 = ready for delivery, L = supply availability, C = approx. 2 weeks, K = approx. 4 weeks, AX = up to 16 weeks delivery time, please inquire for every order, A = on request, 📞 = please contact Wilo
Subject to change – all prices do not include VAT. Our General Terms of Delivery and Service apply (see www.wilo.com/legal) – valid from 01/01/2022 in Germany.

**DrainLift XXL**

Price group: PG14

## Mechanical accessories

| Type | Description | Art. no. | | |
|---|---|---|---|---|
| | | | | EUR |
| **PVC gate valve DN 100** | with solid pipe ends DN 100 | 2529808 | L | **529.–** |
| **PVC gate valve DN 150** | with solid pipe ends DN 150 | 2529809 | L | **928.–** |
| **Gate valve DN 100, EN-GJL-250** | made of EN-GJL-250, including 1 set mounting accessories | 2017163 | L | **410.–** |
| **Gate valve DN 150, EN-GJL-250** | made of EN-GJL-250, including 1 set mounting accessories | 2017164 | L | **680.–** |
| **Flange connector DN 100** | Made of PUR, with hose, hose clips and installation accessories | 2511597 | L | **228.–** |
| **Flange connector DN 150** | Made of PUR, with hose, hose clips and installation accessories | 2511598 | L | **253.–** |
| **Non-return valve DN 80** | made of EN-GJL-250, according to DIN EN 12050-4, including 1 set mounting accessories | 2017168 | L | **385.–** |
| **Non-return valve DN 100** | made of EN-GJL-250, according to DIN EN 12050-4, including 1 set mounting accessories | 2017169 | L | **461.–** |
| **Flange connector DN 80** | Made of PUR, with hose, hose clips and installation accessories | 2511595 | L | **219.–** |
| **Y-piece DN 80 for XXL 840** | Made of steel, galvanised, including 1 set of installation accessories | 2511605 | K | **1,109.–** |
| **Y-piece DN 100 for XXL 1040** | Made of steel, galvanised, including 1 set of installation accessories | 2511606 | L | **408.–** |
| **Gate valve DN 80, EN-GJL-250** | made of EN-GJL-250, including 1 set mounting accessories | 2017162 | L | **347.–** |
| **Mounting accessories TP 80** | For one flange connection, with screws, nuts and flat gasket | 2012067 | L | **27.–** |
| **Mounting accessories TP 100** | For one flange connection, with screws, nuts and flat gasket | 2017176 | L | **31.–** |
| **Mounting accessories DN 80/100, PN 10** | For one flange connection, with screws, nuts and flat gasket | 6077521 | L | **31.–** |
| **Mounting accessories DN 150, PN 10** | For one flange connection, with screws, nuts and flat gasket | 6077523 | L | **40.–** |
| **Diaphragm hand pump** | Double-sided connection, female thread Rp 1½ | 2060166 | L | **355.–** |
| **3-way shut-off ball cock Rp 1½** | made of brass, chrome-plated, 3x connections with female thread | 2511607 | L | **264.–** |
| **Inlet seal DN 200** | NBR gasket for inlet connection | 2552850 | C | **89.–** |
| **Inlet seal DN 150** | NBR gasket for inlet connection | 2552849 | A | ✆ |
| **Inlet seal set DN 200** | Gasket made of NBR, hose clip and hole saw | 2552851 | C | **268.–** |
| **PVC gate valve DN 200** | with solid pipe ends DN 200 | 2552848 | A | ✆ |

Price group: PG14

## Electrical accessories – mains-independent alarm signal

Alarm signal for detection of flooding in rooms and buildings. The alarm signal is acoustic, optical or wireless. In addition, other consumers can be controlled directly.

| Type | Description | Art. no. | | |
|---|---|---|---|---|
| | | | | EUR |
| **DrainAlarm 2** | Network-independent alarm switchgear with optical and acoustic alarm signal and with a connection for one float switch. | 2545133 | L | **475.–** |
| **DrainAlarm GSM** | Network-independent alarm switchgear with optical, acoustic and wireless (per GSM) alarm signal and with a connection for one float switch. | 2542911 | L | **1,283.–** |
| **1~230 V signal horn** | Horn with bell for wall fixation for indoor and outdoor areas. Alarm signal via electromechanical noise generation with steel diaphragm (88 dBA). | 501459398 | L | **98.–** |
| **1~230 VAC flash light** | Xenon flash light for wall fixation for indoor and outdoor areas. Light colour: Red, flash frequency: 0.75 Hz | 2551613 | C | **285.–** |

**You can find more accessories at the end in the chapter Electric accessories!**
Attention: Switchgears are not protected against explosions and can be used only outside potentially explosive areas. If pumps are used within potentially explosive areas, onsite measures are required.




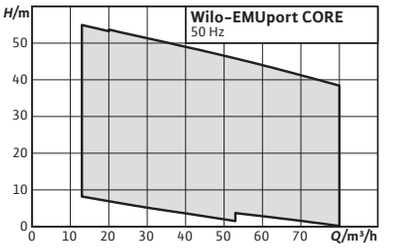


**Accessories** **Page**
Commissioning/maintenance 703

**Series modification**

## Wilo-EMUport CORE

### Construction
Standard sewage lifting unit with solids separation system in accordance with DIN EN 12050-1 for installation in a building or in a pump chamber for outdoor installation.

### Application
Pumping of untreated sewage that cannot be returned to the sewer system using natural falls, and for the draining of objects that are below the backflow level (according to DIN EN 12056/DIN 1986-100).

### Scope of delivery
Installation-ready sewage lifting unit is completely pre-assembled including Y-piece, level sensor and two pumps.

### Options
- → Switchgear that has been designed specifically for the solids separation system "SC-L...FTS"
- → Inductive flow rate measuring instrument
- → Intake and pressure release adapters

### Your advantages
- → Maximum operational safety with separation of solids from the sewage: Large solids do not have to pass through the pump – no clogging
- → Cost-effective thanks to retrofit system for simple renovation of old pumping stations
- → Durable and corrosion-free due to the use of PE and PUR material
- → Easy maintenance, even during operation – thanks to hygienic dry well installation and easy access from outside and individual blocking
- → Future-proof even with increasing solid content in sewage
- → Flexible installation in buildings or in chambers from 1,500 mm diameter
- → Easy to integrate and ready-for-connection Plug&Pump system
- → Energy savings due to efficient submersible sewage pumps optionally with IE3 motors

**Price group: PG8**

**Ordering information**

| Type | Volume V l | Mains connection | Art. no. | | EUR |
|---|---|---|---|---|---|
| **EMUport CORE 20.2-10/540** | 440 | 3~400 V, 50 Hz | **2554526** | A | **23,001.–** |
| **EMUport CORE 20.2-14/540** | 440 | 3~400 V, 50 Hz | **2554527** | A | **23,175.–** |
| **EMUport CORE 20.2-17/540** | 440 | 3~400 V, 50 Hz | **2554528** | A | **23,463.–** |
| **EMUport CORE 20.2-21/540** | 440 | 3~400 V, 50 Hz | **2554529** | A | **23,700.–** |
| **EMUport CORE 20.2-25/540** | 440 | 3~400 V, 50 Hz | **2554530** | A | **23,924.–** |
| **EMUport CORE 20.2-28/540** | 440 | 3~400 V, 50 Hz | **2554531** | A | **24,114.–** |

= ready for delivery, L = supply availability, C = approx. 2 weeks, K = approx. 4 weeks, AX = up to 16 weeks delivery time, please inquire for every order, A = on request, = please contact Wilo
Subject to change – all prices do not include VAT. Our General Terms of Delivery and Service apply (see www.wilo.com/legal) – valid from 01/01/2022 in Germany.

**EMUport CORE**

Price group: PG8

## Ordering information

| Type | Volume | Mains connection | Art. no. | | |
|---|---|---|---|---|---|
| | *V* l | | | | EUR |
| **EMUport CORE 20.2–31/540** | 440 | 3~400 V, 50 Hz | **2554532** | A | **24,350.–** |
| **EMUport CORE 20.2–35/540** | 440 | 3~400 V, 50 Hz | **2554533** | A | **32,636.–** |
| **EMUport CORE 20.2–40/540** | 440 | 3~400 V, 50 Hz | **2554534** | A | **33,644.–** |
| **EMUport CORE 20.2–46/540** | 440 | 3~400 V, 50 Hz | **2554535** | A | **35,019.–** |
| **EMUport CORE 20.2–52/540** | 440 | 3~400 V, 50 Hz | **2554536** | A | **35,426.–** |
| **EMUport CORE 20.2–59/540** | 440 | 3~400 V, 50 Hz | **2554537** | A | **35,755.–** |
| **EMUport CORE 45.2–10/540** | 1200 | 3~400 V, 50 Hz | **2554538** | A | **34,316.–** |
| **EMUport CORE 45.2–14/540** | 1200 | 3~400 V, 50 Hz | **2554539** | A | **34,490.–** |
| **EMUport CORE 45.2–17/540** | 1200 | 3~400 V, 50 Hz | **2554540** | A | **34,778.–** |
| **EMUport CORE 45.2–21/540** | 1200 | 3~400 V, 50 Hz | **2554541** | A | **35,015.–** |
| **EMUport CORE 45.2–25/540** | 1200 | 3~400 V, 50 Hz | **2554542** | A | **35,239.–** |
| **EMUport CORE 45.2–28/540** | 1200 | 3~400 V, 50 Hz | **2554543** | A | **35,430.–** |
| **EMUport CORE 45.2–29/540** | 1200 | 3~400 V, 50 Hz | **2554544** | A | **35,666.–** |
| **EMUport CORE 60.2–9/540** | 1200 | 3~400 V, 50 Hz | **2554545** | A | **40,760.–** |
| **EMUport CORE 60.2–12/540** | 1200 | 3~400 V, 50 Hz | **2554546** | A | **41,430.–** |
| **EMUport CORE 60.2–13/540** | 1200 | 3~400 V, 50 Hz | **2554547** | A | **42,033.–** |
| **EMUport CORE 60.2–16/540** | 1200 | 3~400 V, 50 Hz | **2554548** | A | **42,694.–** |
| **EMUport CORE 60.2–18/540** | 1200 | 3~400 V, 50 Hz | **2554549** | A | **43,132.–** |
| **EMUport CORE 60.2–21/540** | 1200 | 3~400 V, 50 Hz | **2554550** | A | **43,740.–** |
| **EMUport CORE 60.2–23/540** | 1200 | 3~400 V, 50 Hz | **2554551** | A | **44,078.–** |
| **EMUport CORE 60.2–24/540** | 1200 | 3~400 V, 50 Hz | **2554552** | A | **44,563.–** |
| **EMUport CORE 60.2–28/540** | 1200 | 3~400 V, 50 Hz | **2554553** | A | **45,751.–** |
| **EMUport CORE 60.2–35/540** | 1200 | 3~400 V, 50 Hz | **2554554** | A | **46,377.–** |
| **EMUport CORE 60.2–40/540** | 1200 | 3~400 V, 50 Hz | **2554555** | A | **46,944.–** |
| **EMUport CORE 60.2–46/540** | 1200 | 3~400 V, 50 Hz | **2554556** | A | **47,421.–** |
| **EMUport CORE 60.2–52/540** | 1200 | 3~400 V, 50 Hz | **2554557** | A | **48,092.–** |
| **EMUport CORE 60.2–59/540** | 1200 | 3~400 V, 50 Hz | **2554558** | A | ✆ |

Price group: PG14

## Mechanical accessories

| Type | Description | Art. no. | | |
|---|---|---|---|---|
| | | | | EUR |
| **Flange connector DN 80/PE-HD 90** | made of PE for connecting plastic pipes Ø 90 mm to DN 80 flange, including gasket and installation accessories | 6079346 | C | **182.–** |
| **Flange adapter DN80/100** | made of grey cast iron, for connecting a pressure pipe DN 100 to a connection DN 80, incl. gasket and installation accessories | 6079343 | C | **401.–** |
| **Flange adapter DN100/150** | made of grey cast iron, for connecting a pressure pipe DN 150 to a connection DN 100, incl. gasket and installation accessories | 2546499 | K | **545.–** |
| **Flange adapter DN200/150** | made of grey cast iron, for connecting an inlet pipe DN 150 to a connection DN 200, incl. gasket and installation accessories | 6078905 | C | **1,339.–** |
| **Flange adapter DN200/250** | made of grey cast iron, for connecting an inlet pipe DN 250 to a connection DN 200, incl. gasket and installation accessories | 6078900 | C | **2,215.–** |
| **Flange adapter DN200/300** | made of grey cast iron, for connecting an inlet pipe DN 300 to a connection DN 200, incl. gasket and installation accessories | 2546492 | C | **2,698.–** |
| **Flange adapter DN200/350** | made of grey cast iron, for connecting an inlet pipe DN 350 to a connection DN 200, incl. gasket and installation accessories | 2546493 | C | **3,345.–** |
| **Flange connector DN100/PE-HD 110mm** | made of PE for connecting plastic pipes Ø 110 mm to DN 100 flange, including gasket and installation accessories | 2546497 | C | **186.–** |
| **Flange connector DN 150/PE-HD 110** | made of PE for connecting plastic pipes Ø 110 mm to DN 150 flange, including gasket and installation accessories | 2546498 | C | **312.–** |

= ready for delivery, L = supply availability, C = approx. 2 weeks, K = approx. 4 weeks, AX = up to 16 weeks delivery time, please inquire for every order, A = on request, ✆ = please contact Wilo
Subject to change – all prices do not include VAT. Our General Terms of Delivery and Service apply (see www.wilo.com/legal) – valid from 01/01/2022 in Germany.

**Price group: PG14**

| Mechanical accessories | | | | |
|---|---|---|---|---|
| **Type** | **Description** | **Art. no.** | | |
| | | | 🚚 | EUR |
| **Flange connector DN 200/PE-HD 160** | made of PE for connecting plastic pipes Ø 160 mm to DN 200 flange, including gasket and installation accessories | 6078901 | C | **1,202.–** |
| **Flange connector DN 200/PE-HD 225** | made of PE for connecting plastic pipes Ø 225 mm to DN 200 flange, including gasket and installation accessories | 6078904 | C | **343.–** |
| **Flange connector DN 200/PE-HD 280** | made of PE for connecting plastic pipes Ø 280 mm to DN 200 flange, including gasket and installation accessories | 6078902 | C | **1,442.–** |
| **Flange connector DN 100/PE-HD 110** | made of PE for connecting plastic pipes Ø 110 mm to DN 100 flange, including gasket and installation accessories | 6079347 | C | **284.–** |
| **Inlet set DN 150/200** | made of grey cast iron, consisting of gate valve DN 150 and flange adapter DN 150/200 for connecting an inlet pipe DN 150 to a connection DN 200, incl. gasket and installation accessories | 6078906 | C | **2,892.–** |
| **Inlet set DN 200** | made of grey cast iron, consisting of gate valve DN 200 and intermediate flange DN 200 for connecting an inlet pipe to a connection DN 200, incl. gasket and installation accessories | 6079342 | C | **2,679.–** |
| **Inlet set DN 250/200** | made of grey cast iron, consisting of gate valve DN 250 and flange adapter DN 250/200 for connecting an inlet pipe DN 250 to a connection DN 200, incl. gasket and installation accessories | 6079341 | C | **4,790.–** |
| **Inlet set DN 300/200** | made of grey cast iron, consisting of gate valve DN 300 and flange adapter DN 300/200 for connecting an inlet pipe DN 300 to a connection DN 200, incl. gasket and installation accessories | 2546494 | C | **6,023.–** |
| **Inlet set DN 350/200** | made of grey cast iron, consisting of gate valve DN 350 and flange adapter DN 350/200 for connecting an inlet pipe DN 350 to a connection DN 200, incl. gasket and installation accessories | 2546495 | C | **10,182.–** |
| **Flow meter set DN 80** | comprising gate valve from cast iron and flow meter from coated steel including gasket and mounting accessories | 6079344 | C | **5,840.–** |
| **Flow meter set DN 100** | comprising gate valve from cast iron and flow meter from coated steel including gasket and mounting accessories | 6079345 | C | **5,897.–** |
| **Flow meter set DN 150** | comprising gate valve from cast iron and flow meter from coated steel including gasket and mounting accessories | 2546500 | C | **6,713.–** |
| **Flange connector DN 200/PE-HD 315** | made of PE for connecting plastic pipes Ø 315 mm to DN 200 flange, including gasket and installation accessories | 2546496 | C | **1,260.–** |

🚚 = ready for delivery, L = supply availability, C = approx. 2 weeks, K = approx. 4 weeks, AX = up to 16 weeks delivery time, please inquire for every order, A = on request, 📞 = please contact Wilo
Subject to change – all prices do not include VAT. Our General Terms of Delivery and Service apply (see www.wilo.com/legal) – valid from 01/01/2022 in Germany.

**Price group: PG14**

## Electrical accessories – level control with level sensor

Level measurement using a level sensor with various measurement ranges, including high water alarm and dry-running protection. The breakdown barrier and the Ex cut-off relays are not required except for the connection of signal transmitters in potentially explosive areas! These can also be dispensed with when the SC-L..-Ex switchgear is used!

| Type | Description | Art. no. | | EUR |
|---|---|---|---|---|
| **SC-L-2x4A-T34-DOL-WM-FTS** | Microprocessor-controlled switchgear for level-dependent control of a lifting unit with solids separation system by means of level sensor in an intrinsically safe circuit. The direct connection of pumps within potentially explosive atmospheres is not permissible! | 2543242 | K | **3,368.–** |
| **SC-L-2x1.6A-T34-DOL-WM-FTS** | Microprocessor-controlled switchgear for level-dependent control of a lifting unit with solids separation system by means of level sensor in an intrinsically safe circuit. The direct connection of pumps within potentially explosive atmospheres is not permissible! | 2543240 | K | **3,368.–** |
| **SC-L-2x2.4A-T34-DOL-WM-FTS** | Microprocessor-controlled switchgear for level-dependent control of a lifting unit with solids separation system by means of level sensor in an intrinsically safe circuit. The direct connection of pumps within potentially explosive atmospheres is not permissible! | 2543241 | K | **3,368.–** |
| **SC-L-2x6.3A-T34-DOL-WM-FTS** | Microprocessor-controlled switchgear for level-dependent control of a lifting unit with solids separation system by means of level sensor in an intrinsically safe circuit. The direct connection of pumps within potentially explosive atmospheres is not permissible! | 2543243 | K | **3,368.–** |
| **SC-L-2x10A-T34-DOL-WM-FTS** | Microprocessor-controlled switchgear for level-dependent control of a lifting unit with solids separation system by means of level sensor in an intrinsically safe circuit. The direct connection of pumps within potentially explosive atmospheres is not permissible! | 2543244 | K | **3,368.–** |
| **SC-L-2x12A-T34-DOL-WM-FTS** | Microprocessor-controlled switchgear for level-dependent control of a lifting unit with solids separation system by means of level sensor in an intrinsically safe circuit. The direct connection of pumps within potentially explosive atmospheres is not permissible! | 2543245 | K | **3,430.–** |
| **SC-L-2x16A-T34-DOL-WM-FTS** | Microprocessor-controlled switchgear for level-dependent control of a lifting unit with solids separation system by means of level sensor in an intrinsically safe circuit. The direct connection of pumps within potentially explosive atmospheres is not permissible! | 2543246 | K | **3,857.–** |
| **SC-L-2x20A-T34-DOL-WM-FTS** | Microprocessor-controlled switchgear for level-dependent control of a lifting unit with solids separation system by means of level sensor in an intrinsically safe circuit. The direct connection of pumps within potentially explosive atmospheres is not permissible! | 2543247 | K | **3,937.–** |
| **SC-L-2x24A-T34-DOL-WM-FTS** | Microprocessor-controlled switchgear for level-dependent control of a lifting unit with solids separation system by means of level sensor in an intrinsically safe circuit. The direct connection of pumps within potentially explosive atmospheres is not permissible! | 2543248 | K | **4,058.–** |
| **SC-L-2x32A-T34-DOL-WM-FTS** | Microprocessor-controlled switchgear for level-dependent control of a lifting unit with solids separation system by means of level sensor in an intrinsically safe circuit. The direct connection of pumps within potentially explosive atmospheres is not permissible! | 2543249 | K | **4,109.–** |
| **1~230 VAC flash light** | Xenon flash light for wall fixation for indoor and outdoor areas. Light colour: Red, flash frequency: 0.75 Hz | 2551613 | C | **285.–** |
| **1~230 V signal horn** | Horn with bell for wall fixation for indoor and outdoor areas. Alarm signal via electromechanical noise generation with steel diaphragm (88 dBA). | 501459398 | L | **98.–** |
| **D-network dual-band antenna with 3 m cable** | Omnidirectional antenna with FME bush for installation on the switch cabinet. | 2533862 | A | **151.–** |
| **D-network tri-band antenna 10 m cable** | Omnidirectional antenna with mounting bracket and FME bush | 2533863 | A | **456.–** |
| **D-network tri-band antenna 15 m cable** | Omnidirectional antenna with mounting bracket and FME bush | 2533864 | A | **506.–** |
| **Communication module GSM (SC)** | Additional module for equipping the switchgear series SC/SCe for dialling into GSM mobile phone networks. | 2542216 | A | **513.–** |

**You can find more accessories at the end in the chapter Electric accessories!**

Attention: Switchgears are not protected against explosions and can be used only outside potentially explosive areas. If pumps are used within potentially explosive areas, onsite measures are required.



| Accessories | Page |
|---|---|
| Commissioning/maintenance | 703 |

# Wilo-Separator MONO

## Construction
Oil and grease trap with a monolithic design, for installation in buildings (floor mounted).

## Application
For the separation of vegetable and animal oils and fats from sewage.

## Type key

| | |
|---|---|
| Example: | Separator MONO-NS7,5-5 |
| Separator | Oil and grease trap |
| MONO | Monolithic tank for installation in buildings |
| NS7,5 | Tank nominal size |
| 5 | Version: |
| | → 3: with drainage pipe, mixer and manual water supply |
| | → 5: with drainage pipe, mixer, automatic water supply, drainage pump and control |

## Your advantages
- → Light and compact design
- → Optionally available with fully automatic drainage using pump, refilling with fresh water and optional control panel in terminal box for convenient use
- → Odour-proof sealing of the maintenance hole with quick-release clamp and gasket and odour-free drainage via drainage pipe
- → Tank made from high-quality, dimensionally stable and acid-resistant plastic for maximum stability in continuous operation
- → Reliable drainage thanks to fail-safe mixing of grease layer for drainage process
- → Fill level window for visually inspecting the grease layer

## Description/construction
Tank made from high-quality, dimensionally stable plastic with sight glass and sludge trap. Tank base with integrated incline for residue-free drainage. Tank opening with quick-release clamp and gasket for a seal that prevents odours. Mixer for homogenisation of the layer of grease with the tank fluid for an optimum drainage process. The tank has a stability of 25 years.

### Standard version with manual drainage
The homogenisation starts at the press of a button. Then pump out the mixture of water and grease through the sewage suction truck. Once the drainage process is complete, refill the tank manually with fresh water.

### Comfort version with fully automatic drainage
Comfort version with drainage pump, automatic supply of fresh water and complete control. The homogenisation starts at the press of a button. The drainage pump then pumps the mixture of water and grease through the drainage pipe into the sewage suction truck. Once the drainage process is complete, the tank is refilled with fresh water.

## Options
The oil and grease trap is available in two versions:
- → Version for manual drainage
- → Version for fully automatic drainage

Subject to change – all prices do not include VAT. Our General Terms of Delivery and Service apply (see www.wilo.com/legal) – valid from 01/01/2022 in Germany.
🚚 = ready for delivery, L = supply availability, C = approx. 2 weeks, K = approx. 4 weeks, AX = up to 16 weeks delivery time, please inquire for every order, A = on request, 📞 = please contact Wilo

## Scope of delivery

- Tank
- Mixer
- Tank cover with quick-release clamp and gasket
- Drainage pipe
- Manual water supply
- Operating and maintenance manual

The version for fully automatic operation also contains:

- Automatic water supply
- Drainage pump
- Switchgear

**Price group: PG19**

**Ordering information**

| Type | Number of pallets | Installation dimension incl. maintenance space | Net weight, approx. | Item no. | | |
|---|---|---|---|---|---|---|
| | | | *m* kg | | 🚚 | EUR |
| **Separator MONO-NS2-3** | 2.0 | 2450 mm x 1650 mm x 1950 mm | 140 | 2553200 | A | **10,271.-** |
| **Separator MONO-NS2-5** | 2.0 | 2450 mm x 1650 mm x 1950 mm | 200 | 2553201 | A | **22,861.-** |
| **Separator MONO-NS4-3** | 2.0 | 2850 mm x 1650 mm x 1950 mm | 175 | 2553202 | A | **11,137.-** |
| **Separator MONO-NS4-5** | 2.0 | 2850 mm x 1650 mm x 1950 mm | 235 | 2553203 | A | **24,059.-** |
| **Separator MONO-NS7,5-3** | 2.0 | 3100 mm x 1700 mm x 2300 mm | 210 | 2553204 | A | **12,037.-** |
| **Separator MONO-NS7,5-5** | 2.0 | 3100 mm x 1700 mm x 2300 mm | 270 | 2553205 | A | **25,317.-** |
| **Separator MONO-NS10-3** | 2.0 | 3750 mm x 1700 mm x 2300 mm | 255 | 2553206 | A | **13,280.-** |
| **Separator MONO-NS10-5** | 2.0 | 3750 mm x 1700 mm x 2300 mm | 320 | 2553207 | A | **27,252.-** |



Subject to change – all prices do not include VAT. Our General Terms of Delivery and Service apply (see www.wilo.com/legal) – valid from 01/01/2022 in Germany.
🚚 = ready for delivery, L = supply availability, C = approx. 2 weeks, K = approx. 4 weeks, AX = up to 16 weeks delivery time, please inquire for every order, A = on request, 📞 = please contact Wilo



| Accessories | Page |
|---|---|
| Commissioning/maintenance | 703 |

# Wilo-Separator MODU

## Construction
Oil and grease trap with a segment design, for installation in buildings (floor mounted).

## Application
For the separation of vegetable and animal oils and fats from sewage.

## Type key

| | |
|---|---|
| Example: | Separator MODU-NS7-5 |
| Separator | Oil and grease trap |
| MODU | Tank with a segment design for installation in buildings |
| NS7 | Tank nominal size |
| 5 | Version: |
| | → 3: with drainage pipe, mixer and manual water supply |
| | → 5: with drainage pipe, mixer, automatic water supply, drainage pump and control |

## Description/construction
Tank made from high-quality, dimensionally stable plastic with sight glass and sludge trap. The tank is divided into several segments in order to enable easy transportation and simple installation. Tank opening with quick-release clamp and gasket for a seal that prevents odours. Mixer for homogenisation of the layer of grease with the tank fluid for an optimum drainage process. The tank has a stability of 25 years.

### Standard version with manual drainage
The homogenisation starts at the press of a button. Then pump out the mixture of water and grease through the sewage suction truck. Once the drainage process is complete, refill the tank manually with fresh water.

### Comfort version with fully automatic drainage
Comfort version with drainage pump, automatic supply of fresh water and complete control. The homogenisation starts at the press of a button. The drainage pump then pumps the mixture of water and grease through the drainage pipe into the sewage suction truck. Once the drainage process is complete, the tank is refilled with fresh water.

## Your advantages
→ Light and compact segment design with freely selectable direction of flow
→ Optionally available with fully automatic drainage using pump, refilling with fresh water and optional control panel in terminal box for convenient use
→ Odour-proof sealing of the maintenance hole with quick-release clamp and gasket and odour-free drainage via drainage pipe
→ Tank made from high-quality, dimensionally stable and acid-resistant plastic for maximum stability in continuous operation
→ Reliable drainage thanks to fail-safe mixing of grease layer for drainage process
→ Fill level window for visually inspecting the grease layer

## Options
The oil and grease trap is available in two versions:
→ Version for manual drainage



Separator MODU

→ Version for fully automatic drainage

## Scope of delivery

→ Tank
→ Mixer
→ Tank cover with quick-release clamp and gasket
→ Drainage pipe
→ Manual water supply
→ Operating and maintenance manual

The version for fully automatic operation also contains:
→ Automatic water supply
→ Drainage pump
→ Switchgear

**Price group: PG19**

**Ordering information**

| Type | Number of pallets | Installation dimension incl. maintenance space | Net weight, approx. | Item no. | | |
|---|---|---|---|---|---|---|
| | | | *m* kg | | 🚚 | EUR |
| **Separator MODU-NS2-3** | 2.0 | 2900 mm x 1750 mm x 2000 mm | 225 | 2553208 | A | **17,151.–** |
| **Separator MODU-NS2-5** | 2.0 | 2900 mm x 1750 mm x 2000 mm | 280 | 2553209 | A | **30,885.–** |
| **Separator MODU-NS4-3** | 2.0 | 2900 mm x 1750 mm x 2250 mm | 265 | 2553210 | A | **19,621.–** |
| **Separator MODU-NS4-5** | 2.0 | 2900 mm x 1750 mm x 2250 mm | 320 | 2553211 | A | **32,058.–** |
| **Separator MODU-NS7-3** | 2.0 | 3400 mm x 2250 mm x 2250 mm | 395 | 2553212 | A | **23,081.–** |
| **Separator MODU-NS7-5** | 2.0 | 3400 mm x 2250 mm x 2250 mm | 470 | 2553213 | A | **34,218.–** |
| **Separator MODU-NS10-3** | 2.0 | 3400 mm x 2250 mm x 2400 mm | 405 | 2553214 | A | **28,239.–** |
| **Separator MODU-NS10-5** | 2.0 | 3400 mm x 2250 mm x 2400 mm | 480 | 2553215 | A | **38,456.–** |



Subject to change – all prices do not include VAT. Our General Terms of Delivery and Service apply (see www.wilo.com/legal) – valid from 01/01/2022 in Germany.
🚚 = ready for delivery, L = supply availability, C = approx. 2 weeks, K = approx. 4 weeks, AX = up to 16 weeks delivery time, please inquire for every order, A = on request, 📞 = please contact Wilo



| Accessories | Page |
|---|---|
| Commissioning/maintenance | 703 |

# Wilo-Separator GEO

## Construction
Oil and grease trap with a monolithic design, for installation in the ground (underground).

## Application
For the separation of vegetable and animal oils and fats from sewage.

## Type key

| | |
|---|---|
| Example: | Separator GEO-NS7,5-2 |
| Separator | Oil and grease trap |
| GEO | Tank for ground installation |
| NS7,5 | Tank nominal size |
| 2 | Version: |
| | → 1 = without accessories |
| | → 2 = with drainage pipe |

## Description/construction
Tank made from high-quality, dimensionally stable plastic with sludge trap. Tank base with integrated incline for residue-free drainage. Flexible height adjustment to the ground level via the chamber dome. Sealable chamber cover in load class B 125 or D 400 protects against odours and surface water. The tank has a stability of 50 years.

### Enhanced version
Including drainage pipe and flange connection. This enables the chamber to be easily drained into the sewage suction truck.

### Your advantages
- → Light and compact design with freely selectable direction of flow
- → Optionally available with integrated drainage pipe for odour-free drainage
- → Sealable chamber cover in load class B 125 protects against odours and surface water
- → Tank made from high-quality, dimensionally stable and acid-resistant plastic for maximum stability in continuous operation
- → Base of tank with interior slope for easy cleaning and drainage
- → Manhole pit with flexible height adjustment to ground level

## Options
The oil and grease trap is available in two versions:
- → Version without any additional accessories
- → Version with drainage pipe

## Scope of delivery
- → Tank with height-adjustable chamber dome
- → Quick-release clamp for chamber dome installation
- → Sealable chamber cover, Class B 125/D 400
- → Operating and maintenance manual

The enhanced version also contains:
- → Drainage pipe

**Price group: PG19**

**Ordering information**

| Type | Number of pallets | Net weight, approx. | Item no. | | |
|---|---|---|---|---|---|
| | | *m*<br>kg | | | EUR |
| **Separator GEO-NS2-1** | 2.0 | 315 | 2553216 | A | **5,153.–** |
| **Separator GEO-NS2-2** | 3.0 | 320 | 2553217 | A | **5,787.–** |
| **Separator GEO-NS4-1** | 2.0 | 350 | 2553218 | A | **5,843.–** |
| **Separator GEO-NS4-2** | 3.0 | 355 | 2553219 | A | **6,477.–** |
| **Separator GEO-NS7,5-1** | 2.0 | 380 | 2553220 | A | **6,876.–** |
| **Separator GEO-NS7,5-2** | 3.0 | 385 | 2553221 | A | **7,601.–** |
| **Separator GEO-NS10-1** | 3.0 | 640 | 2553222 | A | **9,344.–** |
| **Separator GEO-NS10-2** | 4.0 | 645 | 2553223 | A | **10,070.–** |



Subject to change – all prices do not include VAT. Our General Terms of Delivery and Service apply (see www.wilo.com/legal) – valid from 01/01/2022 in Germany.
= ready for delivery, L = supply availability, C = approx. 2 weeks, K = approx. 4 weeks, AX = up to 16 weeks delivery time, please inquire for every order, A = on request, = please contact Wilo




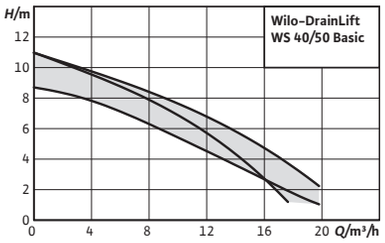


**Accessories** **Page**
Commissioning/maintenance 703

# Wilo-DrainLift WS 40/50 Basic

## Construction
Pump chamber made of plastic with integrated pump as concealed pumping station or floor-mounted lifting unit

## Application
Pumping of sewage **without** faeces that cannot be returned to the sewer system using natural falls and for the draining of objects that are below the backflow level.

## Scope of delivery
- → Tank (for single or double-pump system)
- → Built-in pipework
- → Non-return ball valve
- → **Including pump**
- → Level switching
- → Switchgear (for three-phase pump or double-pump system)

## Your advantages
- → Pressure-tight pump chamber for subterranean and aboveground installation
- → Flexible due to free selection of inlets
- → Large tank volume
- → Including pipework, level control, switchgear and pump

- → Cover with seal (can be walked on, supporting a weight up to 200 kg)
- → Hole saw Ø 124 mm, inlet seal DN 100 (for pipe Ø 110 mm)
- → 1 PVC hose section Ø 50 mm with clamps for connection of a diaphragm hand pump
- → Fixation material for floor fixation
- → Installation and operating instructions

**Price group: PG8**

**Ordering information**

| Type | Max. switching frequency | Operating mode per pump | Volume | Art. no. 1~230 V, 50 Hz | | | Art. no. 3~400 V, 50 Hz | | |
|---|---|---|---|---|---|---|---|---|---|
| | *t* 1/h | | *V* l | | | EUR | | | EUR |
| **DrainLift WS 40D BASIC/MINI3 V04/ M06-523** | 30 | S3-20% | 400 | 2552862 | K | **5,974.-** | - | - | **-** |
| **DrainLift WS 40D BASIC/MINI3 V04/ T06-540** | 30 | S3-20% | 400 | - | - | **-** | 2552863 | K | **4,665.-** |
| **DrainLift WS 40E BASIC/MINI3 V04/ M06-523** | 30 | S3-20% | 255 | 2552860 | K | **2,187.-** | - | - | **-** |

= ready for delivery, L = supply availability, C = approx. 2 weeks, K = approx. 4 weeks, AX = up to 16 weeks delivery time, please inquire for every order, A = on request, = please contact Wilo
Subject to change – all prices do not include VAT. Our General Terms of Delivery and Service apply (see www.wilo.com/legal) – valid from 01/01/2022 in Germany.

**Price group: PG8**

## Ordering information

| Type | Max. switching frequency | Operating mode per pump | Volume | Art. no. 1~230 V, 50 Hz | | | Art. no. 3~400 V, 50 Hz | | |
|---|---|---|---|---|---|---|---|---|---|
| | *t* 1/h | | *V* l | | 🚚 | EUR | | 🚚 | EUR |
| **DrainLift WS 40E BASIC/MINI3 V04/ T06-540** | 30 | S3-20% | 255 | - | - | **-** | 2552861 | K | **2,100.-** |
| **DrainLift WS 50D BASIC/MINI3 V04/ M06-523** | 30 | S3-20% | 400 | 2552865 | K | **4,693.-** | - | - | **-** |
| **DrainLift WS50D BASIC/UNI V05/M06-523** | 60 | S2-15 min / S3-10% | 400 | 2547604 | K | 📞 | - | - | **-** |
| **DrainLift WS 50E BASIC/MINI3 V04/ M06-523** | 30 | S3-20% | 400 | 2552864 | K | **2,000.-** | - | - | **-** |
| **DrainLift WS 50E BASIC/UNI V05/M06-523** | 60 | S2-15 min / S3-10% | 255 | 2547603 | C | 📞 | - | - | **-** |

**Price group: PG14**

## Mechanical accessories

| Type | Description | Art. no. | | |
|---|---|---|---|---|
| | | | 🚚 | EUR |
| **PVC gate valve DN 100** | with solid pipe ends DN 100 | 2529808 | L | **529.-** |
| **PVC gate valve DN 150** | with solid pipe ends DN 150 | 2529809 | L | **928.-** |
| **Gate valve DN 100, EN-GJL-250** | made of EN-GJL-250, including 1 set mounting accessories | 2017163 | L | **410.-** |
| **Gate valve DN 150, EN-GJL-250** | made of EN-GJL-250, including 1 set mounting accessories | 2017164 | L | **680.-** |
| **Flange connector DN 100** | Made of PUR, with hose, hose clips and installation accessories | 2511597 | L | **228.-** |
| **Flange connector DN 150** | Made of PUR, with hose, hose clips and installation accessories | 2511598 | L | **253.-** |
| **Inlet seal set DN 100** | Gasket made of NBR, hose clip and hole saw | 2521841 | L | **149.-** |
| **Inlet seal set DN 150** | Gasket made of NBR, hose clip and hole saw | 2515145 | L | **184.-** |
| **Clamp connection G1½"/50 mm** | Made of PE, with female thread (IG), for connecting to a PE pressure pipe | 2505044 | L | **42.-** |
| **Clamp connection G1½"/63 mm** | Made of PE, with female thread (IG), for connecting to a PE pressure pipe | 2505045 | L | **49.-** |
| **Clamp connection G2"/63 mm** | Made of PE, with female thread (IG), for connecting to a PE pressure pipe | 2505046 | L | **53.-** |
| **Clamp connection G2"/75 mm** | Made of PE, with female thread (IG), for connecting to a PE pressure pipe | 2525181 | C | **133.-** |
| **Gate valve Rp 1½, G-CuSn10** | made of red brass, with female thread | 2525187 | L | **74.-** |
| **Gate valve Rp 2, G-CuSn10** | made of red brass, with female thread | 2525188 | L | **106.-** |
| **Pump chamber extension WS 40/50** | Made of PE, Ø 500 x 300, for pump chambers WS40/50, including gasket and installation accessories (note: only one pump chamber possible per pump chamber extension). | 2525190 | L | **152.-** |
| **Diaphragm hand pump** | Double-sided connection, female thread Rp 1½ | 2060166 | L | **355.-** |
| **3-way shut-off ball cock Rp 1½** | made of brass, chrome-plated, 3x connections with female thread | 2511607 | L | **264.-** |



🚚 = ready for delivery, L = supply availability, C = approx. 2 weeks, K = approx. 4 weeks, AX = up to 16 weeks delivery time, please inquire for every order, A = on request, 📞 = please contact Wilo
Subject to change – all prices do not include VAT. Our General Terms of Delivery and Service apply (see www.wilo.com/legal) – valid from 01/01/2022 in Germany.

**Price group: PG14**

## Electrical accessories – mains-independent alarm signal

Alarm signal for detection of flooding in rooms and buildings. The alarm signal is acoustic, optical or wireless. In addition, other consumers can be controlled directly.

| Type | Description | Art. no. | | EUR |
|---|---|---|---|---|
| **DrainAlarm 2** | Network-independent alarm switchgear with optical and acoustic alarm signal and with a connection for one float switch. | 2545133 | L | **475.–** |
| **DrainAlarm GSM** | Network-independent alarm switchgear with optical, acoustic and wireless (per GSM) alarm signal and with a connection for one float switch. | 2542911 | L | **1,283.–** |
| **Float switch MS1 with 10 m cable** | Signal transmitters for aggressive fluids and fluids containing faeces up to a max. temperature of 80 °C. Switching: up "ON"/down "OFF". | 2004593 | L | **132.–** |
| **Float switch WA65 with 10 m cable** | Signal transmitters for contaminated fluids without faeces with a maximum temperature of 60 °C. Switching: up "ON"/down "OFF". | 503211893 | L | **179.–** |
| **1~230 V signal horn** | Horn with bell for wall fixation for indoor and outdoor areas. Alarm signal via electromechanical noise generation with steel diaphragm (88 dBA). | 501459398 | L | **98.–** |
| **1~230 VAC flash light** | Xenon flash light for wall fixation for indoor and outdoor areas. Light colour: Red, flash frequency: 0.75 Hz | 2551613 | C | **285.–** |

**You can find more accessories at the end in the chapter Electric accessories!**
Attention: Switchgears are not protected against explosions and can be used only outside potentially explosive areas. If pumps are used within potentially explosive areas, onsite measures are required.



| Accessories | Page |
|---|---|
| Commissioning/maintenance | 703 |

# Wilo-DrainLift WS 40-50

## Construction
Pump chamber made of plastic as concealed pumping station or floor-mounted lifting unit

## Application
Pumping of sewage containing faeces or pre-cleaned sewage that cannot be returned to the sewer system using natural falls, and for the draining of objects that are below the backflow level.

## Scope of delivery
- → Tank (for single or double-pump system)
- → Built-in stainless steel pipework
- → Gate valve in red bronze
- → Surface coupling made of corrosion-free plastic (PUR) with built-in non-return valve
- → Cover with seal (can be walked on, supporting a weight up to 200 kg)

## Your advantages
- → Pressure-tight pump chamber for subterranean and aboveground installation
- → Flexible due to free selection of inlets
- → Large tank volume
- → Surface coupling made of corrosion-resistant PUR

- → Hole saw Ø 124 mm, inlet seal DN 100 (for pipe Ø 110 mm)
- → 1 PVC hose section Ø 50 mm with clamps for connection of a diaphragm hand pump
- → Fixation material for floor fixation
- → Installation and operating instructions

## Notice
**Pump is not included in the scope of delivery!**

**Price group: PG8**

**Ordering information**

| Type | Break tank volume | For Wilo pumps | Art. no. | | |
|---|---|---|---|---|---|
| | *V* l | | | | EUR |
| **DrainLift WS 40D** | 400 | Rexa CUT GI03.26/GI03.29/GE03.20/ GE03.25 | 2525165 | L | **3,380.–** |
| **DrainLift WS 40E** | 255 | Rexa CUT GI03.26/GI03.29/GE03.20/ GE03.25 | 2525164 | L | **2,058.–** |
| **DrainLift WS 50D** | 400 | Rexa UNI V05 (max. 1,5 kW), Rexa UNI V06 (max. 1,5 kW) | 2525161 | L | **3,320.–** |
| **DrainLift WS 50E** | 255 | Rexa UNI V05 (max. 1,5 kW), Rexa UNI V06 (max. 1,5 kW) | 2525160 | L | **2,006.–** |

= ready for delivery, L = supply availability, C = approx. 2 weeks, K = approx. 4 weeks, AX = up to 16 weeks delivery time, please inquire for every order, A = on request, = please contact Wilo
Subject to change – all prices do not include VAT. Our General Terms of Delivery and Service apply (see www.wilo.com/legal) – valid from 01/01/2022 in Germany.

Price group: PG14

## Mechanical accessories

| Type | Description | Art. no. | | EUR |
|---|---|---|---|---|
| **Pump chamber extension WS 40/50** | Made of PE, Ø 500 x 300, for pump chambers WS40/50, including gasket and installation accessories (note: only one pump chamber possible per pump chamber extension). | 2525190 | L | **152.–** |
| **Flange connector DN 100** | Made of PUR, with hose, hose clips and installation accessories | 2511597 | L | **228.–** |
| **Inlet seal set DN 100** | Gasket made of NBR, hose clip and hole saw | 2521841 | L | **149.–** |
| **Flange connector DN 150** | Made of PUR, with hose, hose clips and installation accessories | 2511598 | L | **253.–** |
| **Inlet seal set DN 150** | Gasket made of NBR, hose clip and hole saw | 2515145 | L | **184.–** |
| **Gate valve Rp 1½, G-CuSn10** | made of red brass, with female thread | 2525187 | L | **74.–** |
| **Gate valve Rp 2, G-CuSn10** | made of red brass, with female thread | 2525188 | L | **106.–** |
| **Clamp connection G1½"/ 50 mm** | Made of PE, with female thread (IG), for connecting to a PE pressure pipe | 2505044 | L | **42.–** |
| **Clamp connection G1½"/63 mm** | Made of PE, with female thread (IG), for connecting to a PE pressure pipe | 2505045 | L | **49.–** |
| **Clamp connection G2"/63 mm** | Made of PE, with female thread (IG), for connecting to a PE pressure pipe | 2505046 | L | **53.–** |
| **Clamp connection G2"/75 mm** | Made of PE, with female thread (IG), for connecting to a PE pressure pipe | 2525181 | C | **133.–** |
| **Diaphragm hand pump** | Double-sided connection, female thread Rp 1½ | 2060166 | L | **355.–** |

Price group: PG14

## Electrical accessories – level control with dynamic pressure system

Level measurement via an open dynamic pressure system with the option of a separate dynamic pressure bell for the high water level.

| Type | Description | Art. no. | | EUR |
|---|---|---|---|---|
| **EC-L-1x12A-MT34-DOL-WM-EMS-IPS** | Microcontroller-controlled switchgear with LC display, symbol-based menu navigation and integrated pressure transducer for level-dependent control of a submersible pump by means of float switches, level sensor or immersion bell. WITHOUT main switch, mains isolator must be provided on-site!<br>**Notice!** Printed installation and operating instructions have been enclosed with the product in the following languages: DE, EN, FR, PL, RU. All 28 language versions have been saved as PDF files on an enclosed USB pen drive. **A notebook or tablet may be required** for installing and commissioning. | 2543212 | L | **1,030.–** |
| **EC-L-2x12A-MT34-DOL-WM-EMS-IPS** | Microcontroller-controlled switchgear with LC display, symbol-based menu navigation and integrated pressure transducer for level-dependent control of two submersible pumps by means of float switches, level sensor or immersion bell. WITHOUT main switch, mains isolator must be provided on-site!<br>**Notice!** Printed installation and operating instructions have been enclosed with the product in the following languages: DE, EN, FR, PL, RU. All 28 language versions have been saved as PDF files on an enclosed USB pen drive. **A notebook or tablet may be required** for installing and commissioning. | 2543222 | L | **1,585.–** |
| **Dynamic pressure bell with 10 m hose** | Pneumatic signal transmitter for media containing faeces with a max. temperature of 60 °C. The signal transmitter is open in direction of the fluid and must be ventilated after each pumping out (OFF depending on time). | 2516976 | L | **102.–** |
| **Bubbling-through system** | Small compressor for constant aeration of the dynamic pressure bell, including non-return valve, 3 m hose and T-connector. | 2516977 | L | **250.–** |
| **24 VDC flash light** | Xenon flash light for wall fixation for indoor and outdoor areas. Light colour: Red, flash frequency: 0.75 Hz | 2551612 | C | **311.–** |
| **1~230 VAC flash light** | Xenon flash light for wall fixation for indoor and outdoor areas. Light colour: Red, flash frequency: 0.75 Hz | 2551613 | C | **285.–** |
| **12 – 24 VDC signal horn** | Horn with bell for wall fixation for indoor and outdoor areas. Alarm signal via electromechanical noise generation with steel diaphragm (92 dBA). | 2017208 | L | **99.–** |

**You can find more accessories at the end in the chapter Electric accessories!**
Attention: Switchgears are not protected against explosions and can be used only outside potentially explosive areas. If pumps are used within potentially explosive areas, onsite measures are required.

= ready for delivery, L = supply availability, C = approx. 2 weeks, K = approx. 4 weeks, AX = up to 16 weeks delivery time, please inquire for every order, A = on request, = please contact Wilo
Subject to change – all prices do not include VAT. Our General Terms of Delivery and Service apply (see www.wilo.com/legal) – valid from 01/01/2022 in Germany.

**Price group: PG14**

## Electrical accessories – level control with dynamic pressure system

Level measurement via an open dynamic pressure system with the option of a separate dynamic pressure bell for the high water level.

| Type | Description | Art. no. | | EUR |
|---|---|---|---|---|
| | | | 🚚 | |
| **1~230 V signal horn** | Horn with bell for wall fixation for indoor and outdoor areas. Alarm signal via electromechanical noise generation with steel diaphragm (88 dBA). | 501459398 | L | **98.–** |
| **NiMh rechargeable battery, 9 V/200 mAh** | Rechargeable battery to be installed in the switchgears Wilo-control MS-L and EC-L for a mains-independent alarm | 2522850 | L | **28.–** |

**You can find more accessories at the end in the chapter Electric accessories!**
Attention: Switchgears are not protected against explosions and can be used only outside potentially explosive areas. If pumps are used within potentially explosive areas, onsite measures are required.

**Price group: PG14**

## Electrical accessories – level control with float switch

Level measurement using several float switches for the different water levels, including high water alarm signal. The breakdown barrier and the Ex cutoff relays are not required except for the connection of signal transmitters in potentially explosive areas! These can also be dispensed with when the SC-L..-Ex switchgear is used!

| Type | Description | Art. no. | | EUR |
|---|---|---|---|---|
| | | | 🚚 | |
| **EC-L-1x12A-MT34-DOL-WM** | Microcontroller-controlled switchgear with LC display and symbol-based menu navigation for level-dependent control of a submersible pump by means of float switches or level sensor.<br>**Notice!** Printed installation and operating instructions have been enclosed with the product in the following languages: DE, EN, FR, PL, RU. All 28 language versions have been saved as PDF files on an enclosed USB pen drive. **A notebook or tablet may be required** for installing and commissioning. | 2543210 | L | **1,055.–** |
| **EC-L-1x12A-MT34-DOL-WM-EX** | Microprocessor-controlled switchgear with LC display and symbol-based menu navigation for level-dependent control of a submersible pump by means of float switches or level sensor. Pump and sensors within explosive atmospheres can be directly connected.<br>**Notice!** Printed installation and operating instructions have been enclosed with the product in the following languages: DE, EN, FR, PL, RU. All 28 language versions have been saved as PDF files on an enclosed USB pen drive. **A notebook or tablet may be required** for installing and commissioning. | 2553570 | K | **2,979.–** |
| **EC-L-1x12A-MT34-DOL-WM-EMS** | Microcontroller-controlled switchgear with LC display and symbol-based menu navigation for level-dependent control of a submersible pump by means of float switches or level sensor. WITHOUT main switch, mains isolator must be provided on-site!<br>**Notice!** Printed installation and operating instructions have been enclosed with the product in the following languages: DE, EN, FR, PL, RU. All 28 language versions have been saved as PDF files on an enclosed USB pen drive. **A notebook or tablet may be required** for installing and commissioning. | 2543211 | L | **961.–** |
| **EC-L-2x12A-MT34-DOL-WM** | Microcontroller-controlled switchgear with LC display and symbol-based menu navigation for level-dependent control of submersible pumps by means of float switches or level sensor.<br>**Notice!** Printed installation and operating instructions have been enclosed with the product in the following languages: DE, EN, FR, PL, RU. All 28 language versions have been saved as PDF files on an enclosed USB pen drive. **A notebook or tablet may be required** for installing and commissioning. | 2543220 | L | **1,668.–** |
| **EC-L-2x12A-MT34-DOL-WM-EX** | Microprocessor-controlled switchgear with LC display and symbol-based menu navigation for level-dependent control of submersible pumps by means of float switches or level sensor. Pumps and sensors within explosive atmospheres can be directly connected.<br>**Notice!** Printed installation and operating instructions have been enclosed with the product in the following languages: DE, EN, FR, PL, RU. All 28 language versions have been saved as PDF files on an enclosed USB pen drive. **A notebook or tablet may be required** for installing and commissioning. | 2553571 | K | **3,142.–** |
| **EC-L-2x12A-MT34-DOL-WM-EMS** | Microcontroller-controlled switchgear with LC display and symbol-based menu navigation for level-dependent control of submersible pumps by means of float switches or level sensor. WITHOUT main switch, mains isolator must be provided on-site!<br>**Notice!** Printed installation and operating instructions have been enclosed with the product in the following languages: DE, EN, FR, PL, RU. All 28 language versions have been saved as PDF files on an enclosed USB pen drive. **A notebook or tablet may be required** for installing and commissioning. | 2543221 | L | **1,466.–** |
| **Float switch MS1 with 10 m cable** | Signal transmitters for aggressive fluids and fluids containing faeces up to a max. temperature of 80 °C. Switching: up “ON”/down “OFF”. | 2004593 | L | **132.–** |

**You can find more accessories at the end in the chapter Electric accessories!**
Attention: Switchgears are not protected against explosions and can be used only outside potentially explosive areas. If pumps are used within potentially explosive areas, onsite measures are required.

🚚 = ready for delivery, L = supply availability, C = approx. 2 weeks, K = approx. 4 weeks, AX = up to 16 weeks delivery time, please inquire for every order, A = on request, 📞 = please contact Wilo
Subject to change – all prices do not include VAT. Our General Terms of Delivery and Service apply (see www.wilo.com/legal) – valid from 01/01/2022 in Germany.

**Price group: PG14**

## Electrical accessories – level control with float switch

Level measurement using several float switches for the different water levels, including high water alarm signal. The breakdown barrier and the Ex cutoff relays are not required except for the connection of signal transmitters in potentially explosive areas! These can also be dispensed with when the SC-L..-Ex switchgear is used!

| Type | Description | Art. no. | | EUR |
|---|---|---|---|---|
| **Float switch WA65 with 5 m cable** | Signal transmitters for contaminated fluids without faeces with a maximum temperature of 60 °C. Switching: up "ON"/down "OFF". | 503211390 | L | **94.–** |
| **Float switch WA65 with 10 m cable** | Signal transmitters for contaminated fluids without faeces with a maximum temperature of 60 °C. Switching: up "ON"/down "OFF". | 503211893 | L | **179.–** |
| **Float switch WA65 with 20 m cable** | Signal transmitters for contaminated fluids without faeces with a maximum temperature of 60 °C. Switching: up "ON"/down "OFF". | 2004431 | L | **267.–** |
| **Float switch WA65 with 30 m cable** | Signal transmitters for contaminated fluids without faeces with a maximum temperature of 60 °C. Switching: up "ON"/down "OFF". | 2004432 | L | **363.–** |
| **Ex-rated cut-off relay (2-circuit)** | Ex cut-off relay for the connection of 2 float switches for level control in explosive atmospheres. | 2513059 | L | **833.–** |
| **Ex-rated cut-off relay (3-circuit)** | Ex cut-off relay for the connection of 3 float switches for level control in explosive atmospheres. | 2510698 | K | **1,050.–** |
| **Ex-rated cut-off relay (4-circuit)** | Ex cut-off relay for the connection of 4 float switches for level control in explosive atmospheres. | 2510699 | K | **985.–** |
| **Ex-rated cut-off relay (5-circuit)** | Ex cut-off relay for the connection of 5 float switches for level control in explosive atmospheres. | 2510674 | K | **1,332.–** |
| **NiMh rechargeable battery, 9 V/200 mAh** | Rechargeable battery to be installed in the switchgears Wilo-control MS-L and EC-L for a mains-independent alarm | 2522850 | L | **28.–** |
| **24 VDC flash light** | Xenon flash light for wall fixation for indoor and outdoor areas. Light colour: Red, flash frequency: 0.75 Hz | 2551612 | C | **311.–** |
| **1~230 VAC flash light** | Xenon flash light for wall fixation for indoor and outdoor areas. Light colour: Red, flash frequency: 0.75 Hz | 2551613 | C | **285.–** |
| **12 – 24 VDC signal horn** | Horn with bell for wall fixation for indoor and outdoor areas. Alarm signal via electromechanical noise generation with steel diaphragm (92 dBA). | 2017208 | L | **99.–** |
| **1~230 V signal horn** | Horn with bell for wall fixation for indoor and outdoor areas. Alarm signal via electromechanical noise generation with steel diaphragm (88 dBA). | 501459398 | L | **98.–** |
| **Front cover Control EC-L1... and EC-L2...** | Front cover made in stainless steel to protect against unauthorized operation and vandlism.<br>**Please note:** The front cover **don't match** for Control EC-L3... and EC-L...-Ex! | **2549084** | L | **132.–** |

**You can find more accessories at the end in the chapter Electric accessories!**
Attention: Switchgears are not protected against explosions and can be used only outside potentially explosive areas. If pumps are used within potentially explosive areas, onsite measures are required.

**Price group: PG14**

## Electrical accessories – level control with level sensor

Level measurement using a level sensor with various measurement ranges, including high water alarm and dry-running protection. The breakdown barrier and the Ex cut-off relays are not required except for the connection of signal transmitters in potentially explosive areas! These can also be dispensed with when the SC-L..-Ex switchgear is used!

| Type | Description | Art. no. | | EUR |
|---|---|---|---|---|
| **EC-L-1x12A-MT34-DOL-WM** | Microcontroller-controlled switchgear with LC display and symbol-based menu navigation for level-dependent control of a submersible pump by means of float switches or level sensor.<br>**Notice!** Printed installation and operating instructions have been enclosed with the product in the following languages: DE, EN, FR, PL, RU. All 28 language versions have been saved as PDF files on an enclosed USB pen drive. **A notebook or tablet may be required** for installing and commissioning. | 2543210 | L | **1,055.–** |
| **EC-L-1x12A-MT34-DOL-WM-EMS** | Microcontroller-controlled switchgear with LC display and symbol-based menu navigation for level-dependent control of a submersible pump by means of float switches or level sensor. WITHOUT main switch, mains isolator must be provided on-site!<br>**Notice!** Printed installation and operating instructions have been enclosed with the product in the following languages: DE, EN, FR, PL, RU. All 28 language versions have been saved as PDF files on an enclosed USB pen drive. **A notebook or tablet may be required** for installing and commissioning. | 2543211 | L | **961.–** |

**You can find more accessories at the end in the chapter Electric accessories!**
Attention: Switchgears are not protected against explosions and can be used only outside potentially explosive areas. If pumps are used within potentially explosive areas, onsite measures are required.

**Price group: PG14**

## Electrical accessories – level control with level sensor

Level measurement using a level sensor with various measurement ranges, including high water alarm and dry-running protection. The breakdown barrier and the Ex cut-off relays are not required except for the connection of signal transmitters in potentially explosive areas! These can also be dispensed with when the SC-L..-Ex switchgear is used!

| Type | Description | Art. no. | | EUR |
|---|---|---|---|---|
| **EC-L-2x12A-MT34-DOL-WM** | Microcontroller-controlled switchgear with LC display and symbol-based menu navigation for level-dependent control of submersible pumps by means of float switches or level sensor. **Notice!** Printed installation and operating instructions have been enclosed with the product in the following languages: DE, EN, FR, PL, RU. All 28 language versions have been saved as PDF files on an enclosed USB pen drive. **A notebook or tablet may be required** for installing and commissioning. | 2543220 | L | **1,668.–** |
| **EC-L-2x12A-MT34-DOL-WM-EMS** | Microcontroller-controlled switchgear with LC display and symbol-based menu navigation for level-dependent control of submersible pumps by means of float switches or level sensor. WITHOUT main switch, mains isolator must be provided on-site! **Notice!** Printed installation and operating instructions have been enclosed with the product in the following languages: DE, EN, FR, PL, RU. All 28 language versions have been saved as PDF files on an enclosed USB pen drive. **A notebook or tablet may be required** for installing and commissioning. | 2543221 | L | **1,466.–** |
| **Cable clamp** | For fixation of a signal transmitter in the pump chamber. The clamp is fixed in the pump chamber with a hook; the cable of the signal transmitter is clamped and fixed via the intrinsic weight of the signal transmitter. | 2519927 | L | **25.–** |
| **Zener barrier** | Breakdown barrier (Zener barrier) for the connection of one level sensor in an explosive atmosphere. | 2541372 | L | **320.–** |
| **NiMh rechargeable battery, 9 V/200 mAh** | Rechargeable battery to be installed in the switchgears Wilo-control MS-L and EC-L for a mains-independent alarm | 2522850 | L | **28.–** |
| **24 VDC flash light** | Xenon flash light for wall fixation for indoor and outdoor areas. Light colour: Red, flash frequency: 0.75 Hz | 2551612 | C | **311.–** |
| **1~230 VAC flash light** | Xenon flash light for wall fixation for indoor and outdoor areas. Light colour: Red, flash frequency: 0.75 Hz | 2551613 | C | **285.–** |
| **12 – 24 VDC signal horn** | Horn with bell for wall fixation for indoor and outdoor areas. Alarm signal via electromechanical noise generation with steel diaphragm (92 dBA). | 2017208 | L | **99.–** |
| **1~230 V signal horn** | Horn with bell for wall fixation for indoor and outdoor areas. Alarm signal via electromechanical noise generation with steel diaphragm (88 dBA). | 501459398 | L | **98.–** |
| **Level sensor 0–1.0 mWS with 50 m cable** | Signal transmitter with ATEX approval for fluids containing faeces with a maximum temperature of 60 °C. Output signal: 4...20 mA | **6088840** | A | **730.–** |
| **Level sensor 0–1.0 mWS with 30 m cable** | Signal transmitter with ATEX approval for fluids containing faeces with a maximum temperature of 60 °C. Output signal: 4...20 mA | **6088841** | L | **603.–** |
| **Level sensor 0–1.0 mWS with 10 m cable** | Signal transmitter with ATEX approval for fluids containing faeces with a maximum temperature of 60 °C. Output signal: 4...20 mA | **6088842** | L | **511.–** |
| **EC-L-2x12A-MT34-DOL-WM-EX** | Microprocessor-controlled switchgear with LC display and symbol-based menu navigation for level-dependent control of submersible pumps by means of float switches or level sensor. Pumps and sensors within explosive atmospheres can be directly connected. **Notice!** Printed installation and operating instructions have been enclosed with the product in the following languages: DE, EN, FR, PL, RU. All 28 language versions have been saved as PDF files on an enclosed USB pen drive. **A notebook or tablet may be required** for installing and commissioning. | 2553571 | K | **3,142.–** |
| **EC-L-1x12A-MT34-DOL-WM-EX** | Microprocessor-controlled switchgear with LC display and symbol-based menu navigation for level-dependent control of a submersible pump by means of float switches or level sensor. Pump and sensors within explosive atmospheres can be directly connected. **Notice!** Printed installation and operating instructions have been enclosed with the product in the following languages: DE, EN, FR, PL, RU. All 28 language versions have been saved as PDF files on an enclosed USB pen drive. **A notebook or tablet may be required** for installing and commissioning. | 2553570 | K | **2,979.–** |

**You can find more accessories at the end in the chapter Electric accessories!**
Attention: Switchgears are not protected against explosions and can be used only outside potentially explosive areas. If pumps are used within potentially explosive areas, onsite measures are required.

**Price group: PG14**

## Electrical accessories – mains-independent alarm signal

Alarm signal for detection of flooding in rooms and buildings. The alarm signal is acoustic, optical or wireless. In addition, other consumers can be controlled directly.

| Type | Description | Art. no. | | EUR |
|---|---|---|---|---|
| **AlarmControl 1** | Network-independent alarm system with shockproof plug, acoustic alarm signal and attached mini float switch with 3 m cable for level measurement. | 2522846 | L | **159.–** |
| **AlarmControl 2** | Network-independent alarm system with shock-proof adapter plug for the direct connection of a consumer, acoustic alarm signal and attached mini float switch with 3 m cable for level measurement. | 2522847 | L | **197.–** |
| **DrainAlarm 2** | Network-independent alarm switchgear with optical and acoustic alarm signal and with a connection for one float switch. | 2545133 | L | **475.–** |
| **DrainAlarm GSM** | Network-independent alarm switchgear with optical, acoustic and wireless (per GSM) alarm signal and with a connection for one float switch. | 2542911 | L | **1,283.–** |
| **Float switch MS1 with 10 m cable** | Signal transmitters for aggressive fluids and fluids containing faeces up to a max. temperature of 80 °C. Switching: up “ON”/down “OFF”. | 2004593 | L | **132.–** |
| **Float switch WA65 with 10 m cable** | Signal transmitters for contaminated fluids without faeces with a maximum temperature of 60 °C. Switching: up “ON”/down “OFF”. | 503211893 | L | **179.–** |
| **1~230 V signal horn** | Horn with bell for wall fixation for indoor and outdoor areas. Alarm signal via electromechanical noise generation with steel diaphragm (88 dBA). | 501459398 | L | **98.–** |
| **1~230 VAC flash light** | Xenon flash light for wall fixation for indoor and outdoor areas. Light colour: Red, flash frequency: 0.75 Hz | 2551613 | C | **285.–** |

**You can find more accessories at the end in the chapter Electric accessories!**
Attention: Switchgears are not protected against explosions and can be used only outside potentially explosive areas. If pumps are used within potentially explosive areas, onsite measures are required.



# Wilo-Port 600

## Construction
Plastic pump chamber for insertion into the ground

## Application
Pumping of sewage containing faeces or pre-cleaned sewage that cannot be returned to the sewer system using natural falls, and for the draining of objects that are below the backflow level.

## Scope of delivery
- → Pump chamber with premounted pipework
- → Surface coupling
- → Non-return valve
- → Gate valve
- → Chain

Notice: Floor-installed TMW pumps without surface coupling.

**Notice! Pump is not included in the scope of delivery!**

## Your advantages
- → Can be driven over – even by heavy-duty vehicles – thanks to chamber covers that are directly mountable on the chamber
- → Flexible adaptability during the installation phase due to a variable pump chamber extension up to 2.75 m
- → Maximum operational reliability and protection against leakage via the one-piece chamber body up to 2.25 m
- → Long service life thanks to the use of corrosion-free materials
- → Simple maintenance with easily accessible valves thanks to the surface coupling
- → Easy installation thanks to the light polyethylene chamber body and integrated inlet connecting pieces
- → Anti-buoyant chamber body without additional weights due to circumferential chamber ribs.

**Price group: PG8**

| Type | For Wilo pumps | Height without packaging | Art. no. | | |
|---|---|---|---|---|---|
| | | *H* mm | | | EUR |
| **Port 600.1-1500-03B** | Rexa CUT, Drain MTC 32F39, Drain MTC 40 | 1500 | 2543045 | C | **1,660.–** |
| **Port 600.1-1500-03E** | Drain TMW 32 | 1500 | 2543048 | C | **1,006.–** |
| **Port 600.1-1500-04D** | Drain TS 40, Drain TC 40, Drain STS 40 | 1500 | 2544150 | K | **1,494.–** |
| **Port 600.1-1800-03B** | Rexa CUT, Drain MTC 32F39, Drain MTC 40 | 1800 | 2543046 | K | **1,817.–** |
| **Port 600.1-1800-03E** | Drain TMW 32 | 1800 | 2543049 | K | **1,169.–** |
| **Port 600.1-1800-04D** | Drain TS 40, Drain TC 40, Drain STS 40 | 1800 | 2544151 | K | **1,646.–** |

= ready for delivery, L = supply availability, C = approx. 2 weeks, K = approx. 4 weeks, AX = up to 16 weeks delivery time, please inquire for every order, A = on request, = please contact Wilo
Subject to change – all prices do not include VAT. Our General Terms of Delivery and Service apply (see www.wilo.com/legal) – valid from 01/01/2022 in Germany.

Price group: PG8

| Type | For Wilo pumps | Height without packaging | Art. no. | | |
|---|---|---|---|---|---|
| | | *H* mm | | | EUR |
| **Port 600.1-2250-03B** | Rexa CUT, Drain MTC 32F39, Drain MTC 40 | 2250 | 2543047 | K | **1,988.-** |
| **Port 600.1-2250-03E** | Drain TMW 32 | 2250 | 2544148 | K | **1,347.-** |
| **Port 600.1-2250-04D** | Drain TS 40, Drain TC 40, Drain STS 40 | 2250 | 2544152 | K | **1,817.-** |

Price group: PG8

## Mechanical accessories

| Type | Description | Art. no. | | |
|---|---|---|---|---|
| | | | | EUR |
| **Pump chamber extension port 600/800** | made of PE, for the extension of the shaft between 200 mm and 500 mm. Note: only one pump chamber extension is possible per pump chamber. | 2543003 | K | **287.-** |
| **Chamber cover port 600/800 class A15** | according to EN 124 made of concrete. Incl. support ring, without ventilation. | 2543021 | L | **115.-** |
| **Chamber cover Port 600/800 class B125** | according to EN 124 made of cast iron. Incl. support ring, without ventilation. | 2543022 | L | **254.-** |
| **Chamber cover Port 600/800 class D400** | according to EN 124 for heavy traffic made of concrete. Incl. support ring, without ventilation. For the installation, a load plate must be provided by the customer! | 2543023 | L | **411.-** |
| **Inlet seal set DN 150** | Gasket made of NBR, hose clip and hole saw | 2515145 | L | **184.-** |
| **Vacuum relief valve port 600/800** | made of stainless steel to protect the discharge pipe line from underpressure. Caution: Can only be mounted together with “Flush connection Storz C”! | 2543032 | K | **556.-** |
| **Flush connection Storz C port 600/800** | made of stainless steel for connection to a discharge pipe flushing station with Storz C-52 coupling. Incl. locked cover in Storz C version. | 2543034 | C | **203.-** |
| **Flush connection extension port 600/800** | made of stainless steel for extension of the flush connection by 300 mm | 2543035 | C | **121.-** |
| **Operating key port 600/800** | made of stainless steel for easier operation of the gate valve for deep pump chamber depths | 2543006 | L | **41.-** |
| **Clamp connection G1¼"/40 mm** | made of PE, with female thread (IG), for connecting to a PE pressure pipe | 2543025 | L | **31.-** |
| **Clamp connection G1¼"/50 mm** | made of PE, with female thread (IG), for connecting to a PE pressure pipe | 2543026 | L | **36.-** |
| **Clamp connection G1¼"/63 mm** | made of PE, with female thread (IG), for connecting to a PE pressure pipe | 2543027 | L | **41.-** |
| **Clamp connection G1½"/ 50 mm** | Made of PE, with female thread (IG), for connecting to a PE pressure pipe | 2505044 | L | **42.-** |
| **Clamp connection G1½"/63 mm** | Made of PE, with female thread (IG), for connecting to a PE pressure pipe | 2505045 | L | **49.-** |

Price group: PG14

## Electrical accessories – level control with dynamic pressure system

Level measurement via an open dynamic pressure system with the option of a separate dynamic pressure bell for the high water level.

| Type | Description | Art. no. | | |
|---|---|---|---|---|
| | | | | EUR |
| **EC-L-1x12A-MT34-DOL-WM-EMS-IPS** | Microcontroller-controlled switchgear with LC display, symbol-based menu navigation and integrated pressure transducer for level-dependent control of a submersible pump by means of float switches, level sensor or immersion bell. WITHOUT main switch, mains isolator must be provided on-site!<br>**Notice!** Printed installation and operating instructions have been enclosed with the product in the following languages: DE, EN, FR, PL, RU. All 28 language versions have been saved as PDF files on an enclosed USB pen drive. **A notebook or tablet may be required** for installing and commissioning. | 2543212 | L | **1,030.-** |
| **Dynamic pressure bell with 10 m hose** | Pneumatic signal transmitter for media containing faeces with a max. temperature of 60 °C. The signal transmitter is open in direction of the fluid and must be ventilated after each pumping out (OFF depending on time). | 2516976 | L | **102.-** |
| **Bubbling-through system** | Small compressor for constant aeration of the dynamic pressure bell, including non-return valve, 3 m hose and T-connector. | 2516977 | L | **250.-** |

**You can find more accessories at the end in the chapter Electric accessories!**
Attention: Switchgears are not protected against explosions and can be used only outside potentially explosive areas. If pumps are used within potentially explosive areas, onsite measures are required.

= ready for delivery, L = supply availability, C = approx. 2 weeks, K = approx. 4 weeks, AX = up to 16 weeks delivery time, please inquire for every order, A = on request, = please contact Wilo
Subject to change – all prices do not include VAT. Our General Terms of Delivery and Service apply (see www.wilo.com/legal) – valid from 01/01/2022 in Germany.

## Port 600

**Price group: PG14**

## Electrical accessories – level control with dynamic pressure system

Level measurement via an open dynamic pressure system with the option of a separate dynamic pressure bell for the high water level.

| Type | Description | Art. no. | | EUR |
|---|---|---|---|---|
| **24 VDC flash light** | Xenon flash light for wall fixation for indoor and outdoor areas. Light colour: Red, flash frequency: 0.75 Hz | 2551612 | C | **311.–** |
| **1~230 VAC flash light** | Xenon flash light for wall fixation for indoor and outdoor areas. Light colour: Red, flash frequency: 0.75 Hz | 2551613 | C | **285.–** |
| **12 – 24 VDC signal horn** | Horn with bell for wall fixation for indoor and outdoor areas. Alarm signal via electromechanical noise generation with steel diaphragm (92 dBA). | 2017208 | L | **99.–** |
| **1~230 V signal horn** | Horn with bell for wall fixation for indoor and outdoor areas. Alarm signal via electromechanical noise generation with steel diaphragm (88 dBA). | 501459398 | L | **98.–** |
| **NiMh rechargeable battery, 9 V/200 mAh** | Rechargeable battery to be installed in the switchgears Wilo-control MS-L and EC-L for a mains-independent alarm | 2522850 | L | **28.–** |

**You can find more accessories at the end in the chapter Electric accessories!**
Attention: Switchgears are not protected against explosions and can be used only outside potentially explosive areas. If pumps are used within potentially explosive areas, onsite measures are required.

**Price group: PG14**

## Electrical accessories – level control with float switch

Level measurement using several float switches for the different water levels, including high water alarm signal. The breakdown barrier and the Ex cutoff relays are not required except for the connection of signal transmitters in potentially explosive areas! These can also be dispensed with when the SC-L..-Ex switchgear is used!

| Type | Description | Art. no. | | EUR |
|---|---|---|---|---|
| **EC-L-1x12A-MT34-DOL-WM** | Microcontroller-controlled switchgear with LC display and symbol-based menu navigation for level-dependent control of a submersible pump by means of float switches or level sensor. **Notice!** Printed installation and operating instructions have been enclosed with the product in the following languages: DE, EN, FR, PL, RU. All 28 language versions have been saved as PDF files on an enclosed USB pen drive. **A notebook or tablet may be required** for installing and commissioning. | 2543210 | L | **1,055.–** |
| **EC-L-1x12A-MT34-DOL-WM-EX** | Microprocessor-controlled switchgear with LC display and symbol-based menu navigation for level-dependent control of a submersible pump by means of float switches or level sensor. Pump and sensors within explosive atmospheres can be directly connected. **Notice!** Printed installation and operating instructions have been enclosed with the product in the following languages: DE, EN, FR, PL, RU. All 28 language versions have been saved as PDF files on an enclosed USB pen drive. **A notebook or tablet may be required** for installing and commissioning. | 2553570 | K | **2,979.–** |
| **EC-L-1x12A-MT34-DOL-WM-EMS** | Microcontroller-controlled switchgear with LC display and symbol-based menu navigation for level-dependent control of a submersible pump by means of float switches or level sensor. WITHOUT main switch, mains isolator must be provided on-site! **Notice!** Printed installation and operating instructions have been enclosed with the product in the following languages: DE, EN, FR, PL, RU. All 28 language versions have been saved as PDF files on an enclosed USB pen drive. **A notebook or tablet may be required** for installing and commissioning. | 2543211 | L | **961.–** |
| **Float switch MS1 with 10 m cable** | Signal transmitters for aggressive fluids and fluids containing faeces up to a max. temperature of 80 °C. Switching: up “ON”/down “OFF”. | 2004593 | L | **132.–** |
| **Float switch WA65 with 5 m cable** | Signal transmitters for contaminated fluids without faeces with a maximum temperature of 60 °C. Switching: up “ON”/down “OFF”. | 503211390 | L | **94.–** |
| **Float switch WA65 with 10 m cable** | Signal transmitters for contaminated fluids without faeces with a maximum temperature of 60 °C. Switching: up “ON”/down “OFF”. | 503211893 | L | **179.–** |
| **Float switch WA65 with 20 m cable** | Signal transmitters for contaminated fluids without faeces with a maximum temperature of 60 °C. Switching: up “ON”/down “OFF”. | 2004431 | L | **267.–** |
| **Float switch WA65 with 30 m cable** | Signal transmitters for contaminated fluids without faeces with a maximum temperature of 60 °C. Switching: up “ON”/down “OFF”. | 2004432 | L | **363.–** |
| **Ex-rated cut-off relay (2-circuit)** | Ex cut-off relay for the connection of 2 float switches for level control in explosive atmospheres. | 2513059 | L | **833.–** |
| **Ex-rated cut-off relay (3-circuit)** | Ex cut-off relay for the connection of 3 float switches for level control in explosive atmospheres. | 2510698 | K | **1,050.–** |
| **Ex-rated cut-off relay (4-circuit)** | Ex cut-off relay for the connection of 4 float switches for level control in explosive atmospheres. | 2510699 | K | **985.–** |

**You can find more accessories at the end in the chapter Electric accessories!**
Attention: Switchgears are not protected against explosions and can be used only outside potentially explosive areas. If pumps are used within potentially explosive areas, onsite measures are required.

= ready for delivery, L = supply availability, C = approx. 2 weeks, K = approx. 4 weeks, AX = up to 16 weeks delivery time, please inquire for every order, A = on request, = please contact Wilo
Subject to change – all prices do not include VAT. Our General Terms of Delivery and Service apply (see www.wilo.com/legal) – valid from 01/01/2022 in Germany.

**Price group: PG14**

## Electrical accessories – level control with float switch

Level measurement using several float switches for the different water levels, including high water alarm signal. The breakdown barrier and the Ex cutoff relays are not required except for the connection of signal transmitters in potentially explosive areas! These can also be dispensed with when the SC-L..-Ex switchgear is used!

| Type | Description | Art. no. | | EUR |
|---|---|---|---|---|
| | | | 🚚 | |
| **24 VDC flash light** | Xenon flash light for wall fixation for indoor and outdoor areas. Light colour: Red, flash frequency: 0.75 Hz | 2551612 | C | **311.–** |
| **1~230 VAC flash light** | Xenon flash light for wall fixation for indoor and outdoor areas. Light colour: Red, flash frequency: 0.75 Hz | 2551613 | C | **285.–** |
| **12 – 24 VDC signal horn** | Horn with bell for wall fixation for indoor and outdoor areas. Alarm signal via electromechanical noise generation with steel diaphragm (92 dBA). | 2017208 | L | **99.–** |
| **1~230 V signal horn** | Horn with bell for wall fixation for indoor and outdoor areas. Alarm signal via electromechanical noise generation with steel diaphragm (88 dBA). | 501459398 | L | **98.–** |
| **NiMh rechargeable battery, 9 V/200 mAh** | Rechargeable battery to be installed in the switchgears Wilo-control MS-L and EC-L for a mains-independent alarm | 2522850 | L | **28.–** |
| **Front cover Control EC-L1... and EC-L2...** | Front cover made in stainless steel to protect against unauthorized operation and vanadlism.<br>**Please note:** The front cover **don't match** for Control EC-L3... and EC-L...-Ex! | **2549084** | L | **132.–** |

**You can find more accessories at the end in the chapter Electric accessories!**
Attention: Switchgears are not protected against explosions and can be used only outside potentially explosive areas. If pumps are used within potentially explosive areas, onsite measures are required.

**Price group: PG14**

## Electrical accessories – level control with level sensor

Level measurement using a level sensor with various measurement ranges, including high water alarm and dry-running protection. The breakdown barrier and the Ex cut-off relays are not required except for the connection of signal transmitters in potentially explosive areas! These can also be dispensed with when the SC-L..-Ex switchgear is used!

| Type | Description | Art. no. | | EUR |
|---|---|---|---|---|
| | | | 🚚 | |
| **EC-L-1x12A-MT34-DOL-WM** | Microcontroller-controlled switchgear with LC display and symbol-based menu navigation for level-dependent control of a submersible pump by means of float switches or level sensor.<br>**Notice!** Printed installation and operating instructions have been enclosed with the product in the following languages: DE, EN, FR, PL, RU. All 28 language versions have been saved as PDF files on an enclosed USB pen drive. **A notebook or tablet may be required** for installing and commissioning. | 2543210 | L | **1,055.–** |
| **EC-L-1x12A-MT34-DOL-WM-EX** | Microprocessor-controlled switchgear with LC display and symbol-based menu navigation for level-dependent control of a submersible pump by means of float switches or level sensor. Pump and sensors within explosive atmospheres can be directly connected.<br>**Notice!** Printed installation and operating instructions have been enclosed with the product in the following languages: DE, EN, FR, PL, RU. All 28 language versions have been saved as PDF files on an enclosed USB pen drive. **A notebook or tablet may be required** for installing and commissioning. | 2553570 | K | **2,979.–** |
| **EC-L-1x12A-MT34-DOL-WM-EMS** | Microcontroller-controlled switchgear with LC display and symbol-based menu navigation for level-dependent control of a submersible pump by means of float switches or level sensor. WITHOUT main switch, mains isolator must be provided on-site!<br>**Notice!** Printed installation and operating instructions have been enclosed with the product in the following languages: DE, EN, FR, PL, RU. All 28 language versions have been saved as PDF files on an enclosed USB pen drive. **A notebook or tablet may be required** for installing and commissioning. | 2543211 | L | **961.–** |
| **Level sensor 0–1.0 mWS with 10 m cable** | Signal transmitter with ATEX approval for fluids containing faeces with a maximum temperature of 60 °C. Output signal: 4...20 mA | **6088842** | L | **511.–** |
| **Level sensor 0–1.0 mWS with 30 m cable** | Signal transmitter with ATEX approval for fluids containing faeces with a maximum temperature of 60 °C. Output signal: 4...20 mA | **6088841** | L | **603.–** |
| **Level sensor 0–1.0 mWS with 50 m cable** | Signal transmitter with ATEX approval for fluids containing faeces with a maximum temperature of 60 °C. Output signal: 4...20 mA | **6088840** | A | **730.–** |
| **Level sensor 0–2.5 mWS with 50 m cable** | Signal transmitter with ATEX approval for fluids containing faeces with a maximum temperature of 60 °C. Output signal: 4...20 mA | **6088836** | A | **730.–** |

**You can find more accessories at the end in the chapter Electric accessories!**
Attention: Switchgears are not protected against explosions and can be used only outside potentially explosive areas. If pumps are used within potentially explosive areas, onsite measures are required.

🚚 = ready for delivery, L = supply availability, C = approx. 2 weeks, K = approx. 4 weeks, AX = up to 16 weeks delivery time, please inquire for every order, A = on request, 📞 = please contact Wilo
Subject to change – all prices do not include VAT. Our General Terms of Delivery and Service apply (see www.wilo.com/legal) – valid from 01/01/2022 in Germany.

**Price group: PG14**

## Electrical accessories – level control with level sensor

Level measurement using a level sensor with various measurement ranges, including high water alarm and dry-running protection. The breakdown barrier and the Ex cut-off relays are not required except for the connection of signal transmitters in potentially explosive areas! These can also be dispensed with when the SC-L..-Ex switchgear is used!

| Type | Description | Art. no. | | EUR |
|---|---|---|---|---|
| **Level sensor 0–2.5 mWS with 30 m cable** | Signal transmitter with ATEX approval for fluids containing faeces with a maximum temperature of 60 °C. Output signal: 4...20 mA | **6088837** | L | **603.–** |
| **Level sensor 0–2.5 mWS with 10 m cable** | Signal transmitter with ATEX approval for fluids containing faeces with a maximum temperature of 60 °C. Output signal: 4...20 mA | **6088839** | L | **511.–** |
| **Zener barrier** | Breakdown barrier (Zener barrier) for the connection of one level sensor in an explosive atmosphere. | 2541372 | L | **320.–** |
| **24 VDC flash light** | Xenon flash light for wall fixation for indoor and outdoor areas. Light colour: Red, flash frequency: 0.75 Hz | 2551612 | C | **311.–** |
| **1~230 VAC flash light** | Xenon flash light for wall fixation for indoor and outdoor areas. Light colour: Red, flash frequency: 0.75 Hz | 2551613 | C | **285.–** |
| **12 – 24 VDC signal horn** | Horn with bell for wall fixation for indoor and outdoor areas. Alarm signal via electromechanical noise generation with steel diaphragm (92 dBA). | 2017208 | L | **99.–** |
| **1~230 V signal horn** | Horn with bell for wall fixation for indoor and outdoor areas. Alarm signal via electromechanical noise generation with steel diaphragm (88 dBA). | 501459398 | L | **98.–** |
| **Cable clamp** | For fixation of a signal transmitter in the pump chamber. The clamp is fixed in the pump chamber with a hook; the cable of the signal transmitter is clamped and fixed via the intrinsic weight of the signal transmitter. | 2519927 | L | **25.–** |
| **NiMh rechargeable battery, 9 V/200 mAh** | Rechargeable battery to be installed in the switchgears Wilo-control MS-L and EC-L for a mains-independent alarm | 2522850 | L | **28.–** |

**You can find more accessories at the end in the chapter Electric accessories!**
Attention: Switchgears are not protected against explosions and can be used only outside potentially explosive areas. If pumps are used within potentially explosive areas, onsite measures are required.

**Price group: PG14**

## Electrical accessories – mains-independent alarm signal

Alarm signal for detection of flooding in rooms and buildings. The alarm signal is acoustic, optical or wireless. In addition, other consumers can be controlled directly.

| Type | Description | Art. no. | | EUR |
|---|---|---|---|---|
| **DrainAlarm 2** | Network-independent alarm switchgear with optical and acoustic alarm signal and with a connection for one float switch. | 2545133 | L | **475.–** |
| **DrainAlarm GSM** | Network-independent alarm switchgear with optical, acoustic and wireless (per GSM) alarm signal and with a connection for one float switch. | 2542911 | L | **1,283.–** |
| **Float switch MS1 with 10 m cable** | Signal transmitters for aggressive fluids and fluids containing faeces up to a max. temperature of 80 °C. Switching: up “ON”/down “OFF”. | 2004593 | L | **132.–** |
| **Float switch WA65 with 10 m cable** | Signal transmitters for contaminated fluids without faeces with a maximum temperature of 60 °C. Switching: up “ON”/down “OFF”. | 503211893 | L | **179.–** |
| **1~230 V signal horn** | Horn with bell for wall fixation for indoor and outdoor areas. Alarm signal via electromechanical noise generation with steel diaphragm (88 dBA). | 501459398 | L | **98.–** |
| **1~230 VAC flash light** | Xenon flash light for wall fixation for indoor and outdoor areas. Light colour: Red, flash frequency: 0.75 Hz | 2551613 | C | **285.–** |

**You can find more accessories at the end in the chapter Electric accessories!**
Attention: Switchgears are not protected against explosions and can be used only outside potentially explosive areas. If pumps are used within potentially explosive areas, onsite measures are required.



# Wilo-Port 800

## Construction
Plastic pump chamber for insertion into the ground

## Application
Pumping of sewage containing faeces that cannot be returned to the sewer system using natural falls, and for the draining of objects that are below the backflow level.

## Scope of delivery
- → Pump chamber with premounted pipework
- → Surface coupling
- → Non-return valve
- → Gate valve
- → Chain

**Notice! Pump is not included in the scope of delivery!**

## Your advantages
- → Can be driven over – even by heavy-duty vehicles – thanks to chamber covers that are directly mountable on the chamber
- → Flexible adaptability during the installation phase due to a variable pump chamber extension up to 2.75 m
- → Maximum operational reliability and protection against leakage via the one-piece chamber body up to 2.25 m
- → Long service life thanks to the use of corrosion-free materials
- → Simple maintenance with easily accessible valves thanks to the surface coupling
- → Easy installation thanks to the light polyethylene chamber body and integrated inlet connecting pieces
- → Anti-buoyant chamber body without additional weights due to circumferential chamber ribs.

**Price group: PG8**

| Type | For Wilo pumps | Height without packaging | Art. no. | | |
|---|---|---|---|---|---|
| | | *H* mm | | 🚚 | EUR |
| **Port 800.1-1750-03B** | Rexa CUT, Drain MTC 32F39, Drain MTC 40 | 1750 | 2543011 | C | **2,094.-** |
| **Port 800.1-1750-03C** | Drain MTC 32F39, Drain MTC 32F55 | 1750 | 2543012 | C | **2,097.-** |
| **Port 800.1-2250-03B** | Rexa CUT, Drain MTC 32F39, Drain MTC 40 | 2250 | 2543014 | C | **2,280.-** |
| **Port 800.1-2250-03C** | Drain MTC 32F39, Drain MTC 32F55 | 2250 | 2543015 | C | **2,283.-** |
| **Port 800.2-1750-03B** | Rexa CUT, Drain MTC 32F39, Drain MTC 40 | 1750 | 2544205 | C | **2,981.-** |
| **Port 800.2-2250-03B** | Rexa CUT, Drain MTC 32F39, Drain MTC 40 | 2250 | 2544206 | K | **3,169.-** |

🚚 = ready for delivery, L = supply availability, C = approx. 2 weeks, K = approx. 4 weeks, AX = up to 16 weeks delivery time, please inquire for every order, A = on request, 📞 = please contact Wilo
Subject to change – all prices do not include VAT. Our General Terms of Delivery and Service apply (see www.wilo.com/legal) – valid from 01/01/2022 in Germany.

Port 800

Price group: PG8

## Mechanical accessories

| Type | Description | Art. no. | | EUR |
|---|---|---|---|---|
| | | | 🚚 | |
| **Pump chamber extension port 600/800** | made of PE, for the extension of the shaft between 200 mm and 500 mm. Note: only one pump chamber extension is possible per pump chamber. | 2543003 | K | **287.–** |
| **Chamber cover port 600/800 class A15** | according to EN 124 made of concrete. Incl. support ring, without ventilation. | 2543021 | L | **115.–** |
| **Chamber cover Port 600/800 class B125** | according to EN 124 made of cast iron. Incl. support ring, without ventilation. | 2543022 | L | **254.–** |
| **Chamber cover Port 600/800 class D400** | according to EN 124 for heavy traffic made of concrete. Incl. support ring, without ventilation. For the installation, a load plate must be provided by the customer! | 2543023 | L | **411.–** |
| **Inlet seal set DN 150** | Gasket made of NBR, hose clip and hole saw | 2515145 | L | **184.–** |
| **Vacuum relief valve port 600/800** | made of stainless steel to protect the discharge pipe line from underpressure. Caution: Can only be mounted together with “Flush connection Storz C”! | 2543032 | K | **556.–** |
| **Flush connection Storz C port 600/800** | made of stainless steel for connection to a discharge pipe flushing station with Storz C–52 coupling. Incl. locked cover in Storz C version. | 2543034 | C | **203.–** |
| **Flush connection extension port 600/800** | made of stainless steel for extension of the flush connection by 300 mm | 2543035 | C | **121.–** |
| **Operating key port 600/800** | made of stainless steel for easier operation of the gate valve for deep pump chamber depths | 2543006 | L | **41.–** |
| **Clamp connection G1¼"/40 mm** | made of PE, with female thread (IG), for connecting to a PE pressure pipe | 2543025 | L | **31.–** |
| **Clamp connection G1¼"/50 mm** | made of PE, with female thread (IG), for connecting to a PE pressure pipe | 2543026 | L | **36.–** |
| **Clamp connection G1¼"/63 mm** | made of PE, with female thread (IG), for connecting to a PE pressure pipe | 2543027 | L | **41.–** |

Price group: PG14

## Electrical accessories – level control with dynamic pressure system

Level measurement via an open dynamic pressure system with the option of a separate dynamic pressure bell for the high water level.

| Type | Description | Art. no. | | EUR |
|---|---|---|---|---|
| | | | 🚚 | |
| **EC–L–1x12A–MT34–DOL–WM–EMS–IPS** | Microcontroller–controlled switchgear with LC display, symbol–based menu navigation and integrated pressure transducer for level–dependent control of a submersible pump by means of float switches, level sensor or immersion bell. WITHOUT main switch, mains isolator must be provided on–site! **Notice!** Printed installation and operating instructions have been enclosed with the product in the following languages: DE, EN, FR, PL, RU. All 28 language versions have been saved as PDF files on an enclosed USB pen drive. **A notebook or tablet may be required** for installing and commissioning. | 2543212 | L | **1,030.–** |
| **EC–L–2x12A–MT34–DOL–WM–EMS–IPS** | Microcontroller–controlled switchgear with LC display, symbol–based menu navigation and integrated pressure transducer for level–dependent control of two submersible pumps by means of float switches, level sensor or immersion bell. WITHOUT main switch, mains isolator must be provided on–site! **Notice!** Printed installation and operating instructions have been enclosed with the product in the following languages: DE, EN, FR, PL, RU. All 28 language versions have been saved as PDF files on an enclosed USB pen drive. **A notebook or tablet may be required** for installing and commissioning. | 2543222 | L | **1,585.–** |
| **Dynamic pressure bell with 10 m hose** | Pneumatic signal transmitter for media containing faeces with a max. temperature of 60 °C. The signal transmitter is open in direction of the fluid and must be ventilated after each pumping out (OFF depending on time). | 2516976 | L | **102.–** |
| **Bubbling–through system** | Small compressor for constant aeration of the dynamic pressure bell, including non–return valve, 3 m hose and T–connector. | 2516977 | L | **250.–** |
| **24 VDC flash light** | Xenon flash light for wall fixation for indoor and outdoor areas. Light colour: Red, flash frequency: 0.75 Hz | 2551612 | C | **311.–** |
| **1~230 VAC flash light** | Xenon flash light for wall fixation for indoor and outdoor areas. Light colour: Red, flash frequency: 0.75 Hz | 2551613 | C | **285.–** |
| **12 – 24 VDC signal horn** | Horn with bell for wall fixation for indoor and outdoor areas. Alarm signal via electromechanical noise generation with steel diaphragm (92 dBA). | 2017208 | L | **99.–** |

**You can find more accessories at the end in the chapter Electric accessories!**
Attention: Switchgears are not protected against explosions and can be used only outside potentially explosive areas. If pumps are used within potentially explosive areas, onsite measures are required.

🚚 = ready for delivery, L = supply availability, C = approx. 2 weeks, K = approx. 4 weeks, AX = up to 16 weeks delivery time, please inquire for every order, A = on request, 📞 = please contact Wilo
Subject to change – all prices do not include VAT. Our General Terms of Delivery and Service apply (see www.wilo.com/legal) – valid from 01/01/2022 in Germany.

Price group: PG14

## Electrical accessories – level control with dynamic pressure system

Level measurement via an open dynamic pressure system with the option of a separate dynamic pressure bell for the high water level.

| Type | Description | Art. no. | | EUR |
|---|---|---|---|---|
| | | | 🚚 | |
| **1~230 V signal horn** | Horn with bell for wall fixation for indoor and outdoor areas. Alarm signal via electromechanical noise generation with steel diaphragm (88 dBA). | 501459398 | L | **98.–** |
| **NiMh rechargeable battery, 9 V/200 mAh** | Rechargeable battery to be installed in the switchgears Wilo-control MS-L and EC-L for a mains-independent alarm | 2522850 | L | **28.–** |

**You can find more accessories at the end in the chapter Electric accessories!**
Attention: Switchgears are not protected against explosions and can be used only outside potentially explosive areas. If pumps are used within potentially explosive areas, onsite measures are required.

Price group: PG14

## Electrical accessories – level control with float switch

Level measurement using several float switches for the different water levels, including high water alarm signal. The breakdown barrier and the Ex cutoff relays are not required except for the connection of signal transmitters in potentially explosive areas! These can also be dispensed with when the SC-L..-Ex switchgear is used!

| Type | Description | Art. no. | | EUR |
|---|---|---|---|---|
| | | | 🚚 | |
| **EC-L-1x12A-MT34-DOL-WM** | Microcontroller-controlled switchgear with LC display and symbol-based menu navigation for level-dependent control of a submersible pump by means of float switches or level sensor.<br>**Notice!** Printed installation and operating instructions have been enclosed with the product in the following languages: DE, EN, FR, PL, RU. All 28 language versions have been saved as PDF files on an enclosed USB pen drive. **A notebook or tablet may be required** for installing and commissioning. | 2543210 | L | **1,055.–** |
| **EC-L-1x12A-MT34-DOL-WM-EX** | Microprocessor-controlled switchgear with LC display and symbol-based menu navigation for level-dependent control of a submersible pump by means of float switches or level sensor. Pump and sensors within explosive atmospheres can be directly connected.<br>**Notice!** Printed installation and operating instructions have been enclosed with the product in the following languages: DE, EN, FR, PL, RU. All 28 language versions have been saved as PDF files on an enclosed USB pen drive. **A notebook or tablet may be required** for installing and commissioning. | 2553570 | K | **2,979.–** |
| **EC-L-1x12A-MT34-DOL-WM-EMS** | Microcontroller-controlled switchgear with LC display and symbol-based menu navigation for level-dependent control of a submersible pump by means of float switches or level sensor. WITHOUT main switch, mains isolator must be provided on-site!<br>**Notice!** Printed installation and operating instructions have been enclosed with the product in the following languages: DE, EN, FR, PL, RU. All 28 language versions have been saved as PDF files on an enclosed USB pen drive. **A notebook or tablet may be required** for installing and commissioning. | 2543211 | L | **961.–** |
| **EC-L-2x12A-MT34-DOL-WM** | Microcontroller-controlled switchgear with LC display and symbol-based menu navigation for level-dependent control of submersible pumps by means of float switches or level sensor.<br>**Notice!** Printed installation and operating instructions have been enclosed with the product in the following languages: DE, EN, FR, PL, RU. All 28 language versions have been saved as PDF files on an enclosed USB pen drive. **A notebook or tablet may be required** for installing and commissioning. | 2543220 | L | **1,668.–** |
| **EC-L-2x12A-MT34-DOL-WM-EX** | Microprocessor-controlled switchgear with LC display and symbol-based menu navigation for level-dependent control of submersible pumps by means of float switches or level sensor. Pumps and sensors within explosive atmospheres can be directly connected.<br>**Notice!** Printed installation and operating instructions have been enclosed with the product in the following languages: DE, EN, FR, PL, RU. All 28 language versions have been saved as PDF files on an enclosed USB pen drive. **A notebook or tablet may be required** for installing and commissioning. | 2553571 | K | **3,142.–** |
| **EC-L-2x12A-MT34-DOL-WM-EMS** | Microcontroller-controlled switchgear with LC display and symbol-based menu navigation for level-dependent control of submersible pumps by means of float switches or level sensor. WITHOUT main switch, mains isolator must be provided on-site!<br>**Notice!** Printed installation and operating instructions have been enclosed with the product in the following languages: DE, EN, FR, PL, RU. All 28 language versions have been saved as PDF files on an enclosed USB pen drive. **A notebook or tablet may be required** for installing and commissioning. | 2543221 | L | **1,466.–** |
| **Float switch MS1 with 10 m cable** | Signal transmitters for aggressive fluids and fluids containing faeces up to a max. temperature of 80 °C. Switching: up “ON”/down “OFF”. | 2004593 | L | **132.–** |

**You can find more accessories at the end in the chapter Electric accessories!**
Attention: Switchgears are not protected against explosions and can be used only outside potentially explosive areas. If pumps are used within potentially explosive areas, onsite measures are required.

**Price group: PG14**

## Electrical accessories – level control with float switch

Level measurement using several float switches for the different water levels, including high water alarm signal. The breakdown barrier and the Ex cutoff relays are not required except for the connection of signal transmitters in potentially explosive areas! These can also be dispensed with when the SC-L..-Ex switchgear is used!

| Type | Description | Art. no. | | |
|---|---|---|---|---|
| | | | 🚚 | EUR |
| **Float switch WA65 with 5 m cable** | Signal transmitters for contaminated fluids without faeces with a maximum temperature of 60 °C. Switching: up "ON"/down "OFF". | 503211390 | L | **94.–** |
| **Float switch WA65 with 10 m cable** | Signal transmitters for contaminated fluids without faeces with a maximum temperature of 60 °C. Switching: up "ON"/down "OFF". | 503211893 | L | **179.–** |
| **Float switch WA65 with 20 m cable** | Signal transmitters for contaminated fluids without faeces with a maximum temperature of 60 °C. Switching: up "ON"/down "OFF". | 2004431 | L | **267.–** |
| **Float switch WA65 with 30 m cable** | Signal transmitters for contaminated fluids without faeces with a maximum temperature of 60 °C. Switching: up "ON"/down "OFF". | 2004432 | L | **363.–** |
| **Ex-rated cut-off relay (2-circuit)** | Ex cut-off relay for the connection of 2 float switches for level control in explosive atmospheres. | 2513059 | L | **833.–** |
| **Ex-rated cut-off relay (3-circuit)** | Ex cut-off relay for the connection of 3 float switches for level control in explosive atmospheres. | 2510698 | K | **1,050.–** |
| **Ex-rated cut-off relay (4-circuit)** | Ex cut-off relay for the connection of 4 float switches for level control in explosive atmospheres. | 2510699 | K | **985.–** |
| **Ex-rated cut-off relay (5-circuit)** | Ex cut-off relay for the connection of 5 float switches for level control in explosive atmospheres. | 2510674 | K | **1,332.–** |
| **24 VDC flash light** | Xenon flash light for wall fixation for indoor and outdoor areas. Light colour: Red, flash frequency: 0.75 Hz | 2551612 | C | **311.–** |
| **1~230 VAC flash light** | Xenon flash light for wall fixation for indoor and outdoor areas. Light colour: Red, flash frequency: 0.75 Hz | 2551613 | C | **285.–** |
| **12 – 24 VDC signal horn** | Horn with bell for wall fixation for indoor and outdoor areas. Alarm signal via electromechanical noise generation with steel diaphragm (92 dBA). | 2017208 | L | **99.–** |
| **1~230 V signal horn** | Horn with bell for wall fixation for indoor and outdoor areas. Alarm signal via electromechanical noise generation with steel diaphragm (88 dBA). | 501459398 | L | **98.–** |
| **NiMh rechargeable battery, 9 V/200 mAh** | Rechargeable battery to be installed in the switchgears Wilo-control MS-L and EC-L for a mains-independent alarm | 2522850 | L | **28.–** |
| **Front cover Control EC-L1... and EC-L2...** | Front cover made in stainless steel to protect against unauthorized operation and vanadlism.<br>**Please note:** The front cover **don't match** for Control EC-L3... and EC-L...-Ex! | **2549084** | L | **132.–** |

**You can find more accessories at the end in the chapter Electric accessories!**
Attention: Switchgears are not protected against explosions and can be used only outside potentially explosive areas. If pumps are used within potentially explosive areas, onsite measures are required.

**Price group: PG14**

## Electrical accessories – level control with level sensor

Level measurement using a level sensor with various measurement ranges, including high water alarm and dry-running protection. The breakdown barrier and the Ex cut-off relays are not required except for the connection of signal transmitters in potentially explosive areas! These can also be dispensed with when the SC-L..-Ex switchgear is used!

| Type | Description | Art. no. | | |
|---|---|---|---|---|
| | | | 🚚 | EUR |
| **EC-L-1x12A-MT34-DOL-WM** | Microcontroller-controlled switchgear with LC display and symbol-based menu navigation for level-dependent control of a submersible pump by means of float switches or level sensor.<br>**Notice!** Printed installation and operating instructions have been enclosed with the product in the following languages: DE, EN, FR, PL, RU. All 28 language versions have been saved as PDF files on an enclosed USB pen drive. **A notebook or tablet may be required** for installing and commissioning. | 2543210 | L | **1,055.–** |
| **EC-L-1x12A-MT34-DOL-WM-EX** | Microprocessor-controlled switchgear with LC display and symbol-based menu navigation for level-dependent control of a submersible pump by means of float switches or level sensor. Pump and sensors within explosive atmospheres can be directly connected.<br>**Notice!** Printed installation and operating instructions have been enclosed with the product in the following languages: DE, EN, FR, PL, RU. All 28 language versions have been saved as PDF files on an enclosed USB pen drive. **A notebook or tablet may be required** for installing and commissioning. | 2553570 | K | **2,979.–** |

**You can find more accessories at the end in the chapter Electric accessories!**
Attention: Switchgears are not protected against explosions and can be used only outside potentially explosive areas. If pumps are used within potentially explosive areas, onsite measures are required.

**Price group: PG14**

## Electrical accessories – level control with level sensor

Level measurement using a level sensor with various measurement ranges, including high water alarm and dry-running protection. The breakdown barrier and the Ex cut-off relays are not required except for the connection of signal transmitters in potentially explosive areas! These can also be dispensed with when the SC-L..-Ex switchgear is used!

| Type | Description | Art. no. | | EUR |
|---|---|---|---|---|
| | | | 🚚 | |
| **EC-L-1x12A-MT34-DOL-WM-EMS** | Microcontroller-controlled switchgear with LC display and symbol-based menu navigation for level-dependent control of a submersible pump by means of float switches or level sensor. WITHOUT main switch, mains isolator must be provided on-site! **Notice!** Printed installation and operating instructions have been enclosed with the product in the following languages: DE, EN, FR, PL, RU. All 28 language versions have been saved as PDF files on an enclosed USB pen drive. **A notebook or tablet may be required** for installing and commissioning. | 2543211 | L | **961.-** |
| **EC-L-2x12A-MT34-DOL-WM** | Microcontroller-controlled switchgear with LC display and symbol-based menu navigation for level-dependent control of submersible pumps by means of float switches or level sensor. **Notice!** Printed installation and operating instructions have been enclosed with the product in the following languages: DE, EN, FR, PL, RU. All 28 language versions have been saved as PDF files on an enclosed USB pen drive. **A notebook or tablet may be required** for installing and commissioning. | 2543220 | L | **1,668.-** |
| **EC-L-2x12A-MT34-DOL-WM-EX** | Microprocessor-controlled switchgear with LC display and symbol-based menu navigation for level-dependent control of submersible pumps by means of float switches or level sensor. Pumps and sensors within explosive atmospheres can be directly connected. **Notice!** Printed installation and operating instructions have been enclosed with the product in the following languages: DE, EN, FR, PL, RU. All 28 language versions have been saved as PDF files on an enclosed USB pen drive. **A notebook or tablet may be required** for installing and commissioning. | 2553571 | K | **3,142.-** |
| **EC-L-2x12A-MT34-DOL-WM-EMS** | Microcontroller-controlled switchgear with LC display and symbol-based menu navigation for level-dependent control of submersible pumps by means of float switches or level sensor. WITHOUT main switch, mains isolator must be provided on-site! **Notice!** Printed installation and operating instructions have been enclosed with the product in the following languages: DE, EN, FR, PL, RU. All 28 language versions have been saved as PDF files on an enclosed USB pen drive. **A notebook or tablet may be required** for installing and commissioning. | 2543221 | L | **1,466.-** |
| **Level sensor 0–1.0 mWS with 10 m cable** | Signal transmitter with ATEX approval for fluids containing faeces with a maximum temperature of 60 °C. Output signal: 4...20 mA | **6088842** | L | **511.-** |
| **Level sensor 0–1.0 mWS with 30 m cable** | Signal transmitter with ATEX approval for fluids containing faeces with a maximum temperature of 60 °C. Output signal: 4...20 mA | **6088841** | L | **603.-** |
| **Level sensor 0–1.0 mWS with 50 m cable** | Signal transmitter with ATEX approval for fluids containing faeces with a maximum temperature of 60 °C. Output signal: 4...20 mA | **6088840** | A | **730.-** |
| **Zener barrier** | Breakdown barrier (Zener barrier) for the connection of one level sensor in an explosive atmosphere. | 2541372 | L | **320.-** |
| **24 VDC flash light** | Xenon flash light for wall fixation for indoor and outdoor areas. Light colour: Red, flash frequency: 0.75 Hz | 2551612 | C | **311.-** |
| **1~230 VAC flash light** | Xenon flash light for wall fixation for indoor and outdoor areas. Light colour: Red, flash frequency: 0.75 Hz | 2551613 | C | **285.-** |
| **12 – 24 VDC signal horn** | Horn with bell for wall fixation for indoor and outdoor areas. Alarm signal via electromechanical noise generation with steel diaphragm (92 dBA). | 2017208 | L | **99.-** |
| **1~230 V signal horn** | Horn with bell for wall fixation for indoor and outdoor areas. Alarm signal via electromechanical noise generation with steel diaphragm (88 dBA). | 501459398 | L | **98.-** |
| **Cable clamp** | For fixation of a signal transmitter in the pump chamber. The clamp is fixed in the pump chamber with a hook; the cable of the signal transmitter is clamped and fixed via the intrinsic weight of the signal transmitter. | 2519927 | L | **25.-** |
| **NiMh rechargeable battery, 9 V/200 mAh** | Rechargeable battery to be installed in the switchgears Wilo-control MS-L and EC-L for a mains-independent alarm | 2522850 | L | **28.-** |
| **Level sensor 0–2.5 mWS with 10 m cable** | Signal transmitter with ATEX approval for fluids containing faeces with a maximum temperature of 60 °C. Output signal: 4...20 mA | **6088839** | L | **511.-** |

**You can find more accessories at the end in the chapter Electric accessories!**
Attention: Switchgears are not protected against explosions and can be used only outside potentially explosive areas. If pumps are used within potentially explosive areas, onsite measures are required.

**Price group: PG14**

## Electrical accessories – level control with level sensor

Level measurement using a level sensor with various measurement ranges, including high water alarm and dry-running protection. The breakdown barrier and the Ex cut-off relays are not required except for the connection of signal transmitters in potentially explosive areas! These can also be dispensed with when the SC-L..-Ex switchgear is used!

| Type | Description | Art. no. | | |
|---|---|---|---|---|
| | | | | EUR |
| **Level sensor 0–2.5 mWS with 30 m cable** | Signal transmitter with ATEX approval for fluids containing faeces with a maximum temperature of 60 °C. Output signal: 4...20 mA | **6088837** | L | **603.–** |
| **Level sensor 0–2.5 mWS with 50 m cable** | Signal transmitter with ATEX approval for fluids containing faeces with a maximum temperature of 60 °C. Output signal: 4...20 mA | **6088836** | A | **730.–** |
| **Level sensor 0–2.5 mWS with 50 m cable** | Signal transmitter with ATEX approval for fluids containing faeces with a maximum temperature of 60 °C. Output signal: 4...20 mA | **6088836** | A | **730.–** |
| **Level sensor 0–2.5 mWS with 30 m cable** | Signal transmitter with ATEX approval for fluids containing faeces with a maximum temperature of 60 °C. Output signal: 4...20 mA | **6088837** | L | **603.–** |
| **Level sensor 0–2.5 mWS with 10 m cable** | Signal transmitter with ATEX approval for fluids containing faeces with a maximum temperature of 60 °C. Output signal: 4...20 mA | **6088839** | L | **511.–** |

**You can find more accessories at the end in the chapter Electric accessories!**
Attention: Switchgears are not protected against explosions and can be used only outside potentially explosive areas. If pumps are used within potentially explosive areas, onsite measures are required.

**Price group: PG14**

## Electrical accessories – mains-independent alarm signal

Alarm signal for detection of flooding in rooms and buildings. The alarm signal is acoustic, optical or wireless. In addition, other consumers can be controlled directly.

| Type | Description | Art. no. | | |
|---|---|---|---|---|
| | | | | EUR |
| **DrainAlarm 2** | Network-independent alarm switchgear with optical and acoustic alarm signal and with a connection for one float switch. | 2545133 | L | **475.–** |
| **DrainAlarm GSM** | Network-independent alarm switchgear with optical, acoustic and wireless (per GSM) alarm signal and with a connection for one float switch. | 2542911 | L | **1,283.–** |
| **Float switch MS1 with 10 m cable** | Signal transmitters for aggressive fluids and fluids containing faeces up to a max. temperature of 80 °C. Switching: up “ON”/down “OFF”. | 2004593 | L | **132.–** |
| **Float switch WA65 with 10 m cable** | Signal transmitters for contaminated fluids without faeces with a maximum temperature of 60 °C. Switching: up “ON”/down “OFF”. | 503211893 | L | **179.–** |
| **1~230 VAC flash light** | Xenon flash light for wall fixation for indoor and outdoor areas. Light colour: Red, flash frequency: 0.75 Hz | 2551613 | C | **285.–** |
| **1~230 V signal horn** | Horn with bell for wall fixation for indoor and outdoor areas. Alarm signal via electromechanical noise generation with steel diaphragm (88 dBA). | 501459398 | L | **98.–** |

**You can find more accessories at the end in the chapter Electric accessories!**
Attention: Switchgears are not protected against explosions and can be used only outside potentially explosive areas. If pumps are used within potentially explosive areas, onsite measures are required.



| Accessories | Page |
|---|---|
| Commissioning/maintenance | 703 |

# Wilo-DrainLift WS 1100

## Construction
Plastic pump chamber for insertion into the ground

## Application
Pumping of sewage containing faeces or pre-cleaned sewage that cannot be returned to the sewer system using natural falls, and for the draining of objects that are below the backflow level.

## Scope of delivery
- → Pump chamber with premounted pipework
- → Surface coupling
- → Non-return valve
- → Gate valve
- → Flush connection G 1½
- → Stainless steel chain including fastening hook
- → Supporting bar for level sensor or float switch including mounting accessories

**Your advantages**
- → Deposit-free collecting space
- → High stability due to hemispherical shape of the bottom of the pump chamber
- → Four inlets can be selected on-site
- → Stainless steel pipes in V4A

- → Connection material for two DN 150 KG inlet pipes
- → Chain
- → Installation and operating instructions

For double-pump stations, double the number of valves (surface couplings, gate valves,...) are supplied.

**Notice! Pump is not included in the scope of delivery!**

**Price group: PG8**

**Ordering information**

| Type | For Wilo pumps | Height without packaging | Art. no. | | |
|---|---|---|---|---|---|
| | | *H* mm | | 🚚 | EUR |
| **DrainLift WS 1100D/ MTC 32, CUT** | Drain MTC 32, Rexa GUT GI | 1820 | 2531442 | K | **3,924.–** |
| **DrainLift WS 1100D/ UNI V05, FIT V05, PRO V05** | Rexa UNI V05, Rexa FIT V05, Rexa PRO V05 | 1820 | 2506441 | K | **4,519.–** |
| **DrainLift WS 1100D/ UNI V06, PRO V06** | Rexa UNI V06, Rexa PRO V06 | 1820 | 2506442 | K | **5,210.–** |
| **DrainLift WS 1100E/ MTC 32, CUT** | Drain MTC 32, Rexa GUT GI | 1820 | 2531441 | K | **3,128.–** |
| **DrainLift WS 1100E/ TP 80, PRO V06** | Drain TP 80, Rexa PRO V06 | 1820 | 2506434 | K | **5,414.–** |

🚚 = ready for delivery, L = supply availability, C = approx. 2 weeks, K = approx. 4 weeks, AX = up to 16 weeks delivery time, please inquire for every order, A = on request, 📞 = please contact Wilo
Subject to change – all prices do not include VAT. Our General Terms of Delivery and Service apply (see www.wilo.com/legal) – valid from 01/01/2022 in Germany.

**Price group: PG8**

## Ordering information

| Type | For Wilo pumps | Height without packaging | Art. no. | | |
|---|---|---|---|---|---|
| | | *H* mm | | | EUR |
| **DrainLift WS 1100E/ UNI V05, FIT V05, PRO V05** | Rexa UNI V05, Rexa FIT V05, Rexa PRO V05 | 1820 | 2506432 | K | **3,584.–** |
| **DrainLift WS 1100E/ UNI V06, PRO V06** | Rexa UNI V06, Rexa PRO V06 | 1820 | 2506433 | K | **4,097.–** |

**Price group: PG14**

## Mechanical accessories

| Type | Description | Art. no. | | |
|---|---|---|---|---|
| | | | | EUR |
| **Sump cover WS 900/1100 Standard** | Made of PE, with 2 stainless steel locks, can be walked on | 2506477 | L | **284.–** |
| **Sump cover WS 900/1100 flood-proof** | Made of PE, with gasket and 6 stainless steel locks, can be walked on | 2506478 | L | **568.–** |
| **Pump chamber extension WS 900/1100** | Made of PE, Ø 730 x 800, for WS900/1100 sumps, including gasket, installation accessories and supporting bar extension for level sensor (note: only one pump chamber possible per pump chamber extension). | 2506431 | L | **556.–** |
| **Inlet seal set DN 150** | Gasket made of NBR, hose clip and hole saw | 2515145 | L | **184.–** |
| **Clamp connection G1½"/ 50 mm** | Made of PE, with female thread (IG), for connecting to a PE pressure pipe | 2505044 | L | **42.–** |
| **Clamp connection G1½"/63 mm** | Made of PE, with female thread (IG), for connecting to a PE pressure pipe | 2505045 | L | **49.–** |
| **Clamp connection G2"/63 mm** | Made of PE, with female thread (IG), for connecting to a PE pressure pipe | 2505046 | L | **53.–** |

**Price group: PG14**

## Electrical accessories – level control with dynamic pressure system

Level measurement via an open dynamic pressure system with the option of a separate dynamic pressure bell for the high water level.

| Type | Description | Art. no. | | |
|---|---|---|---|---|
| | | | | EUR |
| **EC-L-1x12A-MT34-DOL-WM-EMS-IPS** | Microcontroller-controlled switchgear with LC display, symbol-based menu navigation and integrated pressure transducer for level-dependent control of a submersible pump by means of float switches, level sensor or immersion bell. WITHOUT main switch, mains isolator must be provided on-site!<br>**Notice!** Printed installation and operating instructions have been enclosed with the product in the following languages: DE, EN, FR, PL, RU. All 28 language versions have been saved as PDF files on an enclosed USB pen drive. **A notebook or tablet may be required** for installing and commissioning. | 2543212 | L | **1,030.–** |
| **EC-L-2x12A-MT34-DOL-WM-EMS-IPS** | Microcontroller-controlled switchgear with LC display, symbol-based menu navigation and integrated pressure transducer for level-dependent control of two submersible pumps by means of float switches, level sensor or immersion bell. WITHOUT main switch, mains isolator must be provided on-site!<br>**Notice!** Printed installation and operating instructions have been enclosed with the product in the following languages: DE, EN, FR, PL, RU. All 28 language versions have been saved as PDF files on an enclosed USB pen drive. **A notebook or tablet may be required** for installing and commissioning. | 2543222 | L | **1,585.–** |
| **Dynamic pressure bell with 10 m hose** | Pneumatic signal transmitter for media containing faeces with a max. temperature of 60 °C. The signal transmitter is open in direction of the fluid and must be ventilated after each pumping out (OFF depending on time). | 2516976 | L | **102.–** |
| **Bubbling-through system** | Small compressor for constant aeration of the dynamic pressure bell, including non-return valve, 3 m hose and T-connector. | 2516977 | L | **250.–** |
| **24 VDC flash light** | Xenon flash light for wall fixation for indoor and outdoor areas. Light colour: Red, flash frequency: 0.75 Hz | 2551612 | C | **311.–** |
| **1~230 VAC flash light** | Xenon flash light for wall fixation for indoor and outdoor areas. Light colour: Red, flash frequency: 0.75 Hz | 2551613 | C | **285.–** |

**You can find more accessories at the end in the chapter Electric accessories!**
Attention: Switchgears are not protected against explosions and can be used only outside potentially explosive areas. If pumps are used within potentially explosive areas, onsite measures are required.

= ready for delivery, L = supply availability, C = approx. 2 weeks, K = approx. 4 weeks, AX = up to 16 weeks delivery time, please inquire for every order, A = on request, = please contact Wilo
Subject to change – all prices do not include VAT. Our General Terms of Delivery and Service apply (see www.wilo.com/legal) – valid from 01/01/2022 in Germany.

Price group: PG14

## Electrical accessories – level control with dynamic pressure system

Level measurement via an open dynamic pressure system with the option of a separate dynamic pressure bell for the high water level.

| Type | Description | Art. no. | | EUR |
|---|---|---|---|---|
| | | | 🚚 | |
| **12 – 24 VDC signal horn** | Horn with bell for wall fixation for indoor and outdoor areas. Alarm signal via electromechanical noise generation with steel diaphragm (92 dBA). | 2017208 | L | **99.–** |
| **1~230 V signal horn** | Horn with bell for wall fixation for indoor and outdoor areas. Alarm signal via electromechanical noise generation with steel diaphragm (88 dBA). | 501459398 | L | **98.–** |
| **NiMh rechargeable battery, 9 V/200 mAh** | Rechargeable battery to be installed in the switchgears Wilo-control MS-L and EC-L for a mains-independent alarm | 2522850 | L | **28.–** |

**You can find more accessories at the end in the chapter Electric accessories!**
Attention: Switchgears are not protected against explosions and can be used only outside potentially explosive areas. If pumps are used within potentially explosive areas, onsite measures are required.

Price group: PG14

## Electrical accessories – level control with float switch

Level measurement using several float switches for the different water levels, including high water alarm signal. The breakdown barrier and the Ex cutoff relays are not required except for the connection of signal transmitters in potentially explosive areas! These can also be dispensed with when the SC-L..-Ex switchgear is used!

| Type | Description | Art. no. | | EUR |
|---|---|---|---|---|
| | | | 🚚 | |
| **EC-L-1x12A-MT34-DOL-WM** | Microcontroller-controlled switchgear with LC display and symbol-based menu navigation for level-dependent control of a submersible pump by means of float switches or level sensor.<br>**Notice!** Printed installation and operating instructions have been enclosed with the product in the following languages: DE, EN, FR, PL, RU. All 28 language versions have been saved as PDF files on an enclosed USB pen drive. **A notebook or tablet may be required** for installing and commissioning. | 2543210 | L | **1,055.–** |
| **EC-L-1x12A-MT34-DOL-WM-EX** | Microprocessor-controlled switchgear with LC display and symbol-based menu navigation for level-dependent control of a submersible pump by means of float switches or level sensor. Pump and sensors within explosive atmospheres can be directly connected.<br>**Notice!** Printed installation and operating instructions have been enclosed with the product in the following languages: DE, EN, FR, PL, RU. All 28 language versions have been saved as PDF files on an enclosed USB pen drive. **A notebook or tablet may be required** for installing and commissioning. | 2553570 | K | **2,979.–** |
| **EC-L-1x12A-MT34-DOL-WM-EMS** | Microcontroller-controlled switchgear with LC display and symbol-based menu navigation for level-dependent control of a submersible pump by means of float switches or level sensor. WITHOUT main switch, mains isolator must be provided on-site!<br>**Notice!** Printed installation and operating instructions have been enclosed with the product in the following languages: DE, EN, FR, PL, RU. All 28 language versions have been saved as PDF files on an enclosed USB pen drive. **A notebook or tablet may be required** for installing and commissioning. | 2543211 | L | **961.–** |
| **EC-L-2x12A-MT34-DOL-WM** | Microcontroller-controlled switchgear with LC display and symbol-based menu navigation for level-dependent control of submersible pumps by means of float switches or level sensor.<br>**Notice!** Printed installation and operating instructions have been enclosed with the product in the following languages: DE, EN, FR, PL, RU. All 28 language versions have been saved as PDF files on an enclosed USB pen drive. **A notebook or tablet may be required** for installing and commissioning. | 2543220 | L | **1,668.–** |
| **EC-L-2x12A-MT34-DOL-WM-EX** | Microprocessor-controlled switchgear with LC display and symbol-based menu navigation for level-dependent control of submersible pumps by means of float switches or level sensor. Pumps and sensors within explosive atmospheres can be directly connected.<br>**Notice!** Printed installation and operating instructions have been enclosed with the product in the following languages: DE, EN, FR, PL, RU. All 28 language versions have been saved as PDF files on an enclosed USB pen drive. **A notebook or tablet may be required** for installing and commissioning. | 2553571 | K | **3,142.–** |
| **EC-L-2x12A-MT34-DOL-WM-EMS** | Microcontroller-controlled switchgear with LC display and symbol-based menu navigation for level-dependent control of submersible pumps by means of float switches or level sensor. WITHOUT main switch, mains isolator must be provided on-site!<br>**Notice!** Printed installation and operating instructions have been enclosed with the product in the following languages: DE, EN, FR, PL, RU. All 28 language versions have been saved as PDF files on an enclosed USB pen drive. **A notebook or tablet may be required** for installing and commissioning. | 2543221 | L | **1,466.–** |

**You can find more accessories at the end in the chapter Electric accessories!**
Attention: Switchgears are not protected against explosions and can be used only outside potentially explosive areas. If pumps are used within potentially explosive areas, onsite measures are required.

**Price group: PG14**

## Electrical accessories – level control with float switch

Level measurement using several float switches for the different water levels, including high water alarm signal. The breakdown barrier and the Ex cutoff relays are not required except for the connection of signal transmitters in potentially explosive areas! These can also be dispensed with when the SC-L..-Ex switchgear is used!

| Type | Description | Art. no. | | EUR |
|---|---|---|---|---|
| **Float switch MS1 with 10 m cable** | Signal transmitters for aggressive fluids and fluids containing faeces up to a max. temperature of 80 °C. Switching: up "ON"/down "OFF". | 2004593 | L | **132.–** |
| **Float switch WA65 with 5 m cable** | Signal transmitters for contaminated fluids without faeces with a maximum temperature of 60 °C. Switching: up "ON"/down "OFF". | 503211390 | L | **94.–** |
| **Float switch WA65 with 10 m cable** | Signal transmitters for contaminated fluids without faeces with a maximum temperature of 60 °C. Switching: up "ON"/down "OFF". | 503211893 | L | **179.–** |
| **Float switch WA65 with 20 m cable** | Signal transmitters for contaminated fluids without faeces with a maximum temperature of 60 °C. Switching: up "ON"/down "OFF". | 2004431 | L | **267.–** |
| **Float switch WA65 with 30 m cable** | Signal transmitters for contaminated fluids without faeces with a maximum temperature of 60 °C. Switching: up "ON"/down "OFF". | 2004432 | L | **363.–** |
| **Ex-rated cut-off relay (2-circuit)** | Ex cut-off relay for the connection of 2 float switches for level control in explosive atmospheres. | 2513059 | L | **833.–** |
| **Ex-rated cut-off relay (3-circuit)** | Ex cut-off relay for the connection of 3 float switches for level control in explosive atmospheres. | 2510698 | K | **1,050.–** |
| **Ex-rated cut-off relay (4-circuit)** | Ex cut-off relay for the connection of 4 float switches for level control in explosive atmospheres. | 2510699 | K | **985.–** |
| **Ex-rated cut-off relay (5-circuit)** | Ex cut-off relay for the connection of 5 float switches for level control in explosive atmospheres. | 2510674 | K | **1,332.–** |
| **24 VDC flash light** | Xenon flash light for wall fixation for indoor and outdoor areas. Light colour: Red, flash frequency: 0.75 Hz | 2551612 | C | **311.–** |
| **1~230 VAC flash light** | Xenon flash light for wall fixation for indoor and outdoor areas. Light colour: Red, flash frequency: 0.75 Hz | 2551613 | C | **285.–** |
| **12 – 24 VDC signal horn** | Horn with bell for wall fixation for indoor and outdoor areas. Alarm signal via electromechanical noise generation with steel diaphragm (92 dBA). | 2017208 | L | **99.–** |
| **1~230 V signal horn** | Horn with bell for wall fixation for indoor and outdoor areas. Alarm signal via electromechanical noise generation with steel diaphragm (88 dBA). | 501459398 | L | **98.–** |
| **NiMh rechargeable battery, 9 V/200 mAh** | Rechargeable battery to be installed in the switchgears Wilo-control MS-L and EC-L for a mains-independent alarm | 2522850 | L | **28.–** |
| **Front cover Control EC-L1... and EC-L2...** | Front cover made in stainless steel to protect against unauthorized operation and vanadlism.<br>**Please note:** The front cover **don't match** for Control EC-L3... and EC-L...-Ex! | **2549084** | L | **132.–** |

**You can find more accessories at the end in the chapter Electric accessories!**
Attention: Switchgears are not protected against explosions and can be used only outside potentially explosive areas. If pumps are used within potentially explosive areas, onsite measures are required.

**Price group: PG14**

## Electrical accessories – level control with level sensor

Level measurement using a level sensor with various measurement ranges, including high water alarm and dry-running protection. The breakdown barrier and the Ex cut-off relays are not required except for the connection of signal transmitters in potentially explosive areas! These can also be dispensed with when the SC-L..-Ex switchgear is used!

| Type | Description | Art. no. | | EUR |
|---|---|---|---|---|
| **EC-L-1x12A-MT34-DOL-WM** | Microcontroller-controlled switchgear with LC display and symbol-based menu navigation for level-dependent control of a submersible pump by means of float switches or level sensor.<br>**Notice!** Printed installation and operating instructions have been enclosed with the product in the following languages: DE, EN, FR, PL, RU. All 28 language versions have been saved as PDF files on an enclosed USB pen drive. **A notebook or tablet may be required** for installing and commissioning. | 2543210 | L | **1,055.–** |

**You can find more accessories at the end in the chapter Electric accessories!**
Attention: Switchgears are not protected against explosions and can be used only outside potentially explosive areas. If pumps are used within potentially explosive areas, onsite measures are required.

**Price group: PG14**

## Electrical accessories – level control with level sensor

Level measurement using a level sensor with various measurement ranges, including high water alarm and dry-running protection. The breakdown barrier and the Ex cut-off relays are not required except for the connection of signal transmitters in potentially explosive areas! These can also be dispensed with when the SC-L..-Ex switchgear is used!

| Type | Description | Art. no. | | EUR |
|---|---|---|---|---|
| | | | 🚚 | |
| **EC-L-1x12A-MT34-DOL-WM-EMS** | Microcontroller-controlled switchgear with LC display and symbol-based menu navigation for level-dependent control of a submersible pump by means of float switches or level sensor. WITHOUT main switch, mains isolator must be provided on-site! **Notice!** Printed installation and operating instructions have been enclosed with the product in the following languages: DE, EN, FR, PL, RU. All 28 language versions have been saved as PDF files on an enclosed USB pen drive. **A notebook or tablet may be required** for installing and commissioning. | 2543211 | L | **961.–** |
| **EC-L-2x12A-MT34-DOL-WM** | Microcontroller-controlled switchgear with LC display and symbol-based menu navigation for level-dependent control of submersible pumps by means of float switches or level sensor. **Notice!** Printed installation and operating instructions have been enclosed with the product in the following languages: DE, EN, FR, PL, RU. All 28 language versions have been saved as PDF files on an enclosed USB pen drive. **A notebook or tablet may be required** for installing and commissioning. | 2543220 | L | **1,668.–** |
| **EC-L-2x12A-MT34-DOL-WM-EMS** | Microcontroller-controlled switchgear with LC display and symbol-based menu navigation for level-dependent control of submersible pumps by means of float switches or level sensor. WITHOUT main switch, mains isolator must be provided on-site! **Notice!** Printed installation and operating instructions have been enclosed with the product in the following languages: DE, EN, FR, PL, RU. All 28 language versions have been saved as PDF files on an enclosed USB pen drive. **A notebook or tablet may be required** for installing and commissioning. | 2543221 | L | **1,466.–** |
| **Level sensor 0–2.5 mWS with 10 m cable** | Signal transmitter with ATEX approval for fluids containing faeces with a maximum temperature of 60 °C. Output signal: 4...20 mA | **6088839** | L | **511.–** |
| **Level sensor 0–2.5 mWS with 30 m cable** | Signal transmitter with ATEX approval for fluids containing faeces with a maximum temperature of 60 °C. Output signal: 4...20 mA | **6088837** | L | **603.–** |
| **Level sensor 0–2.5 mWS with 50 m cable** | Signal transmitter with ATEX approval for fluids containing faeces with a maximum temperature of 60 °C. Output signal: 4...20 mA | **6088836** | A | **730.–** |
| **Level sensor 0–1.0 mWS with 10 m cable** | Signal transmitter with ATEX approval for fluids containing faeces with a maximum temperature of 60 °C. Output signal: 4...20 mA | **6088842** | L | **511.–** |
| **Level sensor 0–1.0 mWS with 30 m cable** | Signal transmitter with ATEX approval for fluids containing faeces with a maximum temperature of 60 °C. Output signal: 4...20 mA | **6088841** | L | **603.–** |
| **Level sensor 0–1.0 mWS with 50 m cable** | Signal transmitter with ATEX approval for fluids containing faeces with a maximum temperature of 60 °C. Output signal: 4...20 mA | **6088840** | A | **730.–** |
| **Zener barrier** | Breakdown barrier (Zener barrier) for the connection of one level sensor in an explosive atmosphere. | 2541372 | L | **320.–** |
| **24 VDC flash light** | Xenon flash light for wall fixation for indoor and outdoor areas. Light colour: Red, flash frequency: 0.75 Hz | 2551612 | C | **311.–** |
| **1~230 VAC flash light** | Xenon flash light for wall fixation for indoor and outdoor areas. Light colour: Red, flash frequency: 0.75 Hz | 2551613 | C | **285.–** |
| **12 – 24 VDC signal horn** | Horn with bell for wall fixation for indoor and outdoor areas. Alarm signal via electromechanical noise generation with steel diaphragm (92 dBA). | 2017208 | L | **99.–** |
| **1~230 V signal horn** | Horn with bell for wall fixation for indoor and outdoor areas. Alarm signal via electromechanical noise generation with steel diaphragm (88 dBA). | 501459398 | L | **98.–** |
| **Cable clamp** | For fixation of a signal transmitter in the pump chamber. The clamp is fixed in the pump chamber with a hook; the cable of the signal transmitter is clamped and fixed via the intrinsic weight of the signal transmitter. | 2519927 | L | **25.–** |
| **NiMh rechargeable battery, 9 V/200 mAh** | Rechargeable battery to be installed in the switchgears Wilo-control MS-L and EC-L for a mains-independent alarm | 2522850 | L | **28.–** |

**You can find more accessories at the end in the chapter Electric accessories!**
Attention: Switchgears are not protected against explosions and can be used only outside potentially explosive areas. If pumps are used within potentially explosive areas, onsite measures are required.

**Price group: PG14**

## Electrical accessories – level control with level sensor

Level measurement using a level sensor with various measurement ranges, including high water alarm and dry-running protection. The breakdown barrier and the Ex cut-off relays are not required except for the connection of signal transmitters in potentially explosive areas! These can also be dispensed with when the SC-L..-Ex switchgear is used!

| Type | Description | Art. no. | | EUR |
|---|---|---|---|---|
| **EC-L-2x12A-MT34-DOL-WM-EX** | Microprocessor-controlled switchgear with LC display and symbol-based menu navigation for level-dependent control of submersible pumps by means of float switches or level sensor. Pumps and sensors within explosive atmospheres can be directly connected. **Notice!** Printed installation and operating instructions have been enclosed with the product in the following languages: DE, EN, FR, PL, RU. All 28 language versions have been saved as PDF files on an enclosed USB pen drive. **A notebook or tablet may be required** for installing and commissioning. | 2553571 | K | **3,142.–** |
| **EC-L-1x12A-MT34-DOL-WM-EX** | Microprocessor-controlled switchgear with LC display and symbol-based menu navigation for level-dependent control of a submersible pump by means of float switches or level sensor. Pump and sensors within explosive atmospheres can be directly connected. **Notice!** Printed installation and operating instructions have been enclosed with the product in the following languages: DE, EN, FR, PL, RU. All 28 language versions have been saved as PDF files on an enclosed USB pen drive. **A notebook or tablet may be required** for installing and commissioning. | 2553570 | K | **2,979.–** |

**You can find more accessories at the end in the chapter Electric accessories!**
Attention: Switchgears are not protected against explosions and can be used only outside potentially explosive areas. If pumps are used within potentially explosive areas, onsite measures are required.

**Price group: PG14**

## Electrical accessories – mains-independent alarm signal

Alarm signal for detection of flooding in rooms and buildings. The alarm signal is acoustic, optical or wireless. In addition, other consumers can be controlled directly.

| Type | Description | Art. no. | | EUR |
|---|---|---|---|---|
| **DrainAlarm 2** | Network-independent alarm switchgear with optical and acoustic alarm signal and with a connection for one float switch. | 2545133 | L | **475.–** |
| **DrainAlarm GSM** | Network-independent alarm switchgear with optical, acoustic and wireless (per GSM) alarm signal and with a connection for one float switch. | 2542911 | L | **1,283.–** |
| **Float switch MS1 with 10 m cable** | Signal transmitters for aggressive fluids and fluids containing faeces up to a max. temperature of 80 °C. Switching: up “ON”/down “OFF”. | 2004593 | L | **132.–** |
| **Float switch WA65 with 10 m cable** | Signal transmitters for contaminated fluids without faeces with a maximum temperature of 60 °C. Switching: up “ON”/down “OFF”. | 503211893 | L | **179.–** |
| **1~230 VAC flash light** | Xenon flash light for wall fixation for indoor and outdoor areas. Light colour: Red, flash frequency: 0.75 Hz | 2551613 | C | **285.–** |
| **1~230 V signal horn** | Horn with bell for wall fixation for indoor and outdoor areas. Alarm signal via electromechanical noise generation with steel diaphragm (88 dBA). | 501459398 | L | **98.–** |

**You can find more accessories at the end in the chapter Electric accessories!**
Attention: Switchgears are not protected against explosions and can be used only outside potentially explosive areas. If pumps are used within potentially explosive areas, onsite measures are required.

| Electrical accessories – pump control | | | | | |
|---|---|---|---|---|---|
| **Type** | **Description** | **Art. no.** | | **Price group** | |
| | | | 🚚 | | EUR |
| **MS-L-1x4kW-DOL** | Microprocessor-controlled switchgear for level-dependent control of a submersible pump with float switch. | 2539741 | L | PG14 | **582.–** |
| **MS-L-2x4kW-DOL** | Microprocessor-controlled switchgear for level-dependent control of 2 submersible pumps with float switch. | 2539745 | L | PG14 | **786.–** |
| **EC-L-1x12A-MT34-DOL-WM** | Microcontroller-controlled switchgear with LC display and symbol-based menu navigation for level-dependent control of a submersible pump by means of float switches or level sensor. **Notice!** Printed installation and operating instructions have been enclosed with the product in the following languages: DE, EN, FR, PL, RU. All 28 language versions have been saved as PDF files on an enclosed USB pen drive. **A notebook or tablet may be required** for installing and commissioning. | 2543210 | L | PG14 | **1,055.–** |
| **EC-L-1x12A-MT34-DOL-WM-EX** | Microprocessor-controlled switchgear with LC display and symbol-based menu navigation for level-dependent control of a submersible pump by means of float switches or level sensor. Pump and sensors within explosive atmospheres can be directly connected. **Notice!** Printed installation and operating instructions have been enclosed with the product in the following languages: DE, EN, FR, PL, RU. All 28 language versions have been saved as PDF files on an enclosed USB pen drive. **A notebook or tablet may be required** for installing and commissioning. | 2553570 | K | PG14 | **2,979.–** |
| **EC-L-1x12A-MT34-DOL-WM-EMS** | Microcontroller-controlled switchgear with LC display and symbol-based menu navigation for level-dependent control of a submersible pump by means of float switches or level sensor. WITHOUT main switch, mains isolator must be provided on-site! **Notice!** Printed installation and operating instructions have been enclosed with the product in the following languages: DE, EN, FR, PL, RU. All 28 language versions have been saved as PDF files on an enclosed USB pen drive. **A notebook or tablet may be required** for installing and commissioning. | 2543211 | L | PG14 | **961.–** |
| **EC-L-1x12A-MT34-DOL-WM-EMS-IPS** | Microcontroller-controlled switchgear with LC display, symbol-based menu navigation and integrated pressure transducer for level-dependent control of a submersible pump by means of float switches, level sensor or immersion bell. WITHOUT main switch, mains isolator must be provided on-site! **Notice!** Printed installation and operating instructions have been enclosed with the product in the following languages: DE, EN, FR, PL, RU. All 28 language versions have been saved as PDF files on an enclosed USB pen drive. **A notebook or tablet may be required** for installing and commissioning. | 2543212 | L | PG14 | **1,030.–** |
| **EC-L-2x12A-MT34-DOL-WM** | Microcontroller-controlled switchgear with LC display and symbol-based menu navigation for level-dependent control of submersible pumps by means of float switches or level sensor. **Notice!** Printed installation and operating instructions have been enclosed with the product in the following languages: DE, EN, FR, PL, RU. All 28 language versions have been saved as PDF files on an enclosed USB pen drive. **A notebook or tablet may be required** for installing and commissioning. | 2543220 | L | PG14 | **1,668.–** |
| **EC-L-2x12A-MT34-DOL-WM-EX** | Microprocessor-controlled switchgear with LC display and symbol-based menu navigation for level-dependent control of submersible pumps by means of float switches or level sensor. Pumps and sensors within explosive atmospheres can be directly connected. **Notice!** Printed installation and operating instructions have been enclosed with the product in the following languages: DE, EN, FR, PL, RU. All 28 language versions have been saved as PDF files on an enclosed USB pen drive. **A notebook or tablet may be required** for installing and commissioning. | 2553571 | K | PG14 | **3,142.–** |
| **EC-L-2x12A-MT34-DOL-WM-EMS** | Microcontroller-controlled switchgear with LC display and symbol-based menu navigation for level-dependent control of submersible pumps by means of float switches or level sensor. WITHOUT main switch, mains isolator must be provided on-site! **Notice!** Printed installation and operating instructions have been enclosed with the product in the following languages: DE, EN, FR, PL, RU. All 28 language versions have been saved as PDF files on an enclosed USB pen drive. **A notebook or tablet may be required** for installing and commissioning. | 2543221 | L | PG14 | **1,466.–** |

🚚 = ready for delivery, L = supply availability, C = approx. 2 weeks, K = approx. 4 weeks, AX = up to 16 weeks delivery time, please inquire for every order, A = on request, 📞 = please contact Wilo
Subject to change – all prices do not include VAT. Our General Terms of Delivery and Service apply (see www.wilo.com/legal) – valid from 01/01/2022 in Germany.

| Electrical accessories – pump control | | | | | |
|---|---|---|---|---|---|
| **Type** | **Description** | **Art. no.** | | **Price group** | |
| | | | | | EUR |
| **EC-L-2x12A-MT34-DOL-WM-EMS-IPS** | Microcontroller-controlled switchgear with LC display, symbol-based menu navigation and integrated pressure transducer for level-dependent control of two submersible pumps by means of float switches, level sensor or immersion bell. WITHOUT main switch, mains isolator must be provided on-site! **Notice!** Printed installation and operating instructions have been enclosed with the product in the following languages: DE, EN, FR, PL, RU. All 28 language versions have been saved as PDF files on an enclosed USB pen drive. **A notebook or tablet may be required** for installing and commissioning. | 2543222 | L | PG14 | **1,585.–** |
| **EC-L-3x12A-MT34-DOL-WM** | Microcontroller-controlled switchgear with LCD display and symbol-based menu navigation for level-dependent control of three submersible pumps by means of a level sensor. **Notice!** Printed installation and operating instructions have been enclosed with the product in the following languages: DE, EN, FR, PL, RU. All 28 language versions have been saved as PDF files on an enclosed USB pen drive. **A notebook or tablet may be required** for installing and commissioning. | 2543230 | L | PG14 | **2,434.–** |
| **EC-L-3x12A-MT34-DOL-WM-EX** | Microprocessor-controlled switchgear with LCD display and symbol-based menu navigation for level-dependent control of three submersible pumps by means of a level sensor. Pumps and sensors within explosive atmospheres can be directly connected. **Notice!** Printed installation and operating instructions have been enclosed with the product in the following languages: DE, EN, FR, PL, RU. All 28 language versions have been saved as PDF files on an enclosed USB pen drive. **A notebook or tablet may be required** for installing and commissioning. | 2553572 | K | PG14 | **4,513.–** |
| **SC-L-1x1.6A-M-DOL-WM** | Microprocessor-controlled switchgear for level-dependent control of one submersible motor pump via level sensor or float switches. | 2543265 | K | PG14 | **2,356.–** |
| **SC-L-1x1.6A-T34-DOL-WM** | | 2543269 | K | PG14 | **2,601.–** |
| **SC-L-1x6.3A-M-DOL-WM** | | 2538900 | K | PG14 | **2,309.–** |
| **SC-L-1x10A-M-DOL-WM** | | 2538904 | K | PG14 | **2,309.–** |
| **SC-L-1x12A-M-DOL-WM** | | 2538908 | K | PG14 | **2,309.–** |
| **SC-L-1x2.4A-T34-DOL-WM** | | 2538912 | K | PG14 | **2,549.–** |
| **SC-L-1x4A-T34-DOL-WM** | | 2538916 | K | PG14 | **2,549.–** |
| **SC-L-1x6.3A-T34-DOL-WM** | | 2538920 | K | PG14 | **2,549.–** |
| **SC-L-1x10A-T34-DOL-WM** | | 2538924 | K | PG14 | **2,549.–** |
| **SC-L-1x12A-T34-DOL-WM** | | 2538928 | K | PG14 | **2,581.–** |
| **SC-L-1x16A-T34-DOL-WM** | | 2538932 | K | PG14 | **2,732.–** |
| **SC-L-1x20A-T34-DOL-WM** | | 2538936 | K | PG14 | **3,154.–** |
| **SC-L-1x13A-T34-SD-WM** | | 2538948 | K | PG14 | **3,016.–** |
| **SC-L-1x19A-T34-SD-WM** | | 2538952 | K | PG14 | **3,041.–** |
| **SC-L-1x24A-T34-SD-WM** | | 2538956 | K | PG14 | **3,671.–** |
| **SC-L-1x32A-T34-SD-WM** | | 2538960 | K | PG14 | **4,241.–** |
| **SC-L-1x37.5A-T34-SD-WM** | | 2543277 | K | PG14 | **4,428.–** |
| **SC-L-1x43A-T34-SD-WM** | | 2538964 | K | PG14 | **4,438.–** |
| **SC-L-1x72A-T34-SD-WM** | | 2538972 | K | PG14 | **5,916.–** |
| **SC-L-2x1.6A-M-DOL-WM** | Microprocessor-controlled switchgear for level-dependent control of two submersible motor pumps via level sensor or float switches. | 2543266 | K | PG14 | **2,706.–** |
| **SC-L-2x1.6A-T34-DOL-WM** | | 2543270 | K | PG14 | **2,993.–** |
| **SC-L-2x6.3A-M-DOL-WM** | | 2538901 | K | PG14 | **2,653.–** |
| **SC-L-2x10A-M-DOL-WM** | | 2538905 | K | PG14 | **2,653.–** |
| **SC-L-2x12A-M-DOL-WM** | | 2538909 | K | PG14 | **2,653.–** |
| **SC-L-2x2.4A-T34-DOL-WM** | | 2538913 | K | PG14 | **2,934.–** |
| **SC-L-2x4A-T34-DOL-WM** | | 2538917 | K | PG14 | **2,934.–** |
| **SC-L-2x6.3A-T34-DOL-WM** | | 2538921 | K | PG14 | **2,934.–** |
| **SC-L-2x10A-T34-DOL-WM** | | 2538925 | K | PG14 | **2,934.–** |

= ready for delivery, L = supply availability, C = approx. 2 weeks, K = approx. 4 weeks, AX = up to 16 weeks delivery time, please inquire for every order, A = on request, = please contact Wilo
Subject to change – all prices do not include VAT. Our General Terms of Delivery and Service apply (see www.wilo.com/legal) – valid from 01/01/2022 in Germany.

| Electrical accessories – pump control | | | | | |
|---|---|---|---|---|---|
| **Type** | **Description** | **Art. no.** | | **Price group** | |
| | | | | | EUR |
| **SC-L-2x12A-T34-DOL-WM** | Microprocessor-controlled switchgear for level-dependent control of two submersible motor pumps via level sensor or float switches. | 2538929 | K | PG14 | **2,998.–** |
| **SC-L-2x16A-T34-DOL-WM** | | 2538933 | K | PG14 | **3,432.–** |
| **SC-L-2x20A-T34-DOL-WM** | | 2538937 | K | PG14 | **3,515.–** |
| **SC-L-2x13A-T34-SD-WM** | | 2538949 | K | PG14 | **3,861.–** |
| **SC-L-2x19A-T34-SD-WM** | | 2538953 | K | PG14 | **3,953.–** |
| **SC-L-2x24A-T34-SD-WM** | | 2538957 | K | PG14 | **4,289.–** |
| **SC-L-2x32A-T34-SD-WM** | Microprocessor-controlled switchgear for level-dependent control of two submersible pumps via level sensor or float switches. | 2538961 | K | PG14 | **4,989.–** |
| **SC-L-2x37.5A-T34-SD-WM** | Microprocessor-controlled switchgear for level-dependent control of two submersible motor pumps via level sensor or float switches. | 2543278 | K | PG14 | **5,215.–** |
| **SC-L-2x43A-T34-SD-WM** | | 2538965 | K | PG14 | **5,235.–** |
| **SC-L-2x61A-T34-SD-WM** | | 2538969 | K | PG14 | **6,048.–** |
| **SC-L-2x72A-T34-SD-WM** | | 2538973 | K | PG14 | **7,417.–** |

| Electrical accessories – pump control | | | | | |
|---|---|---|---|---|---|
| **Type** | **Description** | **Art. no.** | | **Price group** | |
| | | | | | EUR |
| **Evaluation relay NIV 101/A** | Evaluation relay for the connection of one pencil electrode for sealing chamber control. Additional connection for bimetal or PTC sensor for winding temperature monitoring. For installation in switch cabinet | 6045175 | A | PG14 | **176.–** |
| **Evaluation relay NIV 105/S** | Evaluation relay for the connection of 3 electrodes or 2 float switches for level control. For installation in switch cabinet | 6003270 | A | PG14 | **213.–** |
| **motor protection relay CM-MSS.41S 24-240 V, 50/60 Hz, AC/DC** | Electronic overload relay for connection of PTC or bimetal temperature sensor for winding temperature monitoring. With auto-reclosure lockout and Ex-rated. For installation in switch cabinet | 6076739 | C | PG14 | **123.–** |
| **Evaluation relay DGW 2.01** | Evaluation relay for the connection of one PT100 sensor for temperature monitoring and control. | 6002962 | C | PG14 | **588.–** |
| **Communication module BACnet (SC)** | For connection of Wilo-Control SC series with BACnet MSTP networks. | 2538242 | L | PG14 | **581.–** |
| **Communication module LON (SC)** | For connection of Wilo-Control SC series with Modbus LON networks. | 2538243 | K | PG14 | **565.–** |
| **Communication module GSM (SC)** | Additional module for equipping the switchgear series SC/SCe for dialling into GSM mobile phone networks. | 2542216 | A | PG14 | **513.–** |
| **D-network dual-band antenna with 3 m cable** | Omnidirectional antenna with FME bush for installation on the switch cabinet. | 2533862 | A | PG14 | **151.–** |
| **D-network tri-band antenna 10 m cable** | Omnidirectional antenna with mounting bracket and FME bush | 2533863 | A | PG14 | **456.–** |
| **D-network tri-band antenna 15 m cable** | | 2533864 | A | PG14 | **506.–** |
| **NiMh rechargeable battery, 9 V/200 mAh** | Rechargeable battery to be installed in the switchgears Wilo-control MS-L and EC-L for a mains-independent alarm | 2522850 | L | PG14 | **28.–** |
| **Pencil electrode (30 mm) with 10 m cable** | External pencil electrode in stainless steel housing with 10 m cable for monitoring leakage in the sealing chamber. | 6065216 | L | PG14 | **115.–** |
| **Pencil electrode (210 mm) with 10 m cable** | | 6042222 | L | PG14 | **115.–** |

= ready for delivery, L = supply availability, C = approx. 2 weeks, K = approx. 4 weeks, AX = up to 16 weeks delivery time, please inquire for every order, A = on request, = please contact Wilo
Subject to change – all prices do not include VAT. Our General Terms of Delivery and Service apply (see www.wilo.com/legal) – valid from 01/01/2022 in Germany.

| Electrical accessories – level control | | | | | |
|---|---|---|---|---|---|
| **Type** | **Description** | **Art. no.** | | **Price group** | |
| | | | | | EUR |
| **Dynamic pressure bell with 10 m hose** | Pneumatic signal transmitter for media containing faeces with a max. temperature of 60 °C. The signal transmitter is open in direction of the fluid and must be ventilated after each pumping out (OFF depending on time). | 2516976 | L | PG14 | **102.–** |
| **Bubbling-through system** | Small compressor for constant aeration of the dynamic pressure bell, including non-return valve, 3 m hose and T-connector. | 2516977 | L | PG14 | **250.–** |
| **Float switch WA65 with 5 m cable** | Signal transmitters for contaminated fluids without faeces with a maximum temperature of 60 °C. Switching: up “ON”/down “OFF”. | 503211390 | L | PG14 | **94.–** |
| **Float switch WA65 with 10 m cable** | Signal transmitters for contaminated fluids without faeces with a maximum temperature of 60 °C. Switching: up “ON”/down “OFF”. | 503211893 | L | PG14 | **179.–** |
| **Float switch WA65 with 20 m cable** | Signal transmitters for contaminated fluids without faeces with a maximum temperature of 60 °C. Switching: up “ON”/down “OFF”. | 2004431 | L | PG14 | **267.–** |
| **Float switch WA65 with 30 m cable** | Signal transmitters for contaminated fluids without faeces with a maximum temperature of 60 °C. Switching: up “ON”/down “OFF”. | 2004432 | L | PG14 | **363.–** |
| **Float switch WA KR1 S with 5 m cable** | Signal transmitters for contaminated fluids without faeces with a maximum temperature of 100 °C. Switching: up “ON”/down “OFF”. | 6082806 | L | PG14 | **134.–** |
| **Float switch WA KR1 S with 10 m cable** | Signal transmitters for contaminated fluids without faeces with a maximum temperature of 100 °C. Switching: up “ON”/down “OFF”. | 6082807 | L | PG14 | **226.–** |
| **Float switch MS1 with 10 m cable** | Signal transmitters for aggressive fluids and fluids containing faeces up to a max. temperature of 80 °C. Switching: up “ON”/down “OFF”. | 2004593 | L | PG14 | **132.–** |
| **Level sensor 0–1.0 mWS with 10 m cable** | Signal transmitter with ATEX approval for fluids containing faeces with a maximum temperature of 60 °C. Output signal: 4...20 mA | **6088842** | L | PG14 | **511.–** |
| **Level sensor 0–1.0 mWS with 30 m cable** | Signal transmitter with ATEX approval for fluids containing faeces with a maximum temperature of 60 °C. Output signal: 4...20 mA | **6088841** | L | PG14 | **603.–** |
| **Level sensor 0–1.0 mWS with 50 m cable** | Signal transmitter with ATEX approval for fluids containing faeces with a maximum temperature of 60 °C. Output signal: 4...20 mA | **6088840** | A | PG14 | **730.–** |
| **Level sensor 0–2.5 mWS with 10 m cable** | Signal transmitter with ATEX approval for fluids containing faeces with a maximum temperature of 60 °C. Output signal: 4...20 mA | **6088839** | L | PG14 | **511.–** |
| **Level sensor 0–2.5 mWS with 30 m cable** | Signal transmitter with ATEX approval for fluids containing faeces with a maximum temperature of 60 °C. Output signal: 4...20 mA | **6088837** | L | PG14 | **603.–** |
| **Level sensor 0–2.5 mWS with 50 m cable** | Signal transmitter with ATEX approval for fluids containing faeces with a maximum temperature of 60 °C. Output signal: 4...20 mA | **6088836** | A | PG14 | **730.–** |
| **Level sensor 0–10 mWS with 20 m cable** | Signal transmitter with ATEX approval for fluids containing faeces with a maximum temperature of 60 °C. Output signal: 4...20 mA | **6088833** | L | PG14 | **568.–** |
| **Level sensor 0–10 mWS with 30 m cable** | Signal transmitter with ATEX approval for fluids containing faeces with a maximum temperature of 60 °C. Output signal: 4...20 mA | **6088832** | L | PG14 | **581.–** |
| **Level sensor 0–10 mWS with 50 m cable** | Signal transmitter with ATEX approval for fluids containing faeces with a maximum temperature of 60 °C. Output signal: 4...20 mA | **6088831** | A | PG14 | **1,188.–** |
| **ZSE shock-proof with 5 m cable** | Intermediate float switch with shockproof plug/coupling for level-dependent control of single-phase consumers. | 6017150 | K | PG14 | **89.–** |
| **ZSE shock-proof with 10 m cable** | Intermediate float switch with shockproof plug/coupling for level-dependent control of single-phase consumers. | 6017313 | A | PG14 | **95.–** |
| **ZSD CEE16 with 5 m cable, 5 m** | Intermediate float switch with CEE plug/coupling for level-dependent control of three-phase consumers | 6023412 | A | PG14 | **592.–** |
| **ZSD CEE16 with 10 m cable, 10 m** | Intermediate float switch with CEE plug/coupling for level-dependent control of three-phase consumers | 6021206 | K | PG14 | **634.–** |
| **ZSD CEE16 with 20 m cable, 20 m** | Intermediate float switch with CEE plug/coupling for level-dependent control of three-phase consumers | 6021205 | K | PG14 | **645.–** |
| **ZSD CEE32 with 5 m cable, 5 m** | Intermediate float switch with CEE plug/coupling for level-dependent control of three-phase consumers | 6027185 | K | PG14 | **664.–** |
| **ZSD CEE32 with 10 m cable, 10 m** | Intermediate float switch with CEE plug/coupling for level-dependent control of three-phase consumers | 6027184 | K | PG14 | **688.–** |
| **ZSD CEE32 with 20 m cable, 20 m** | Intermediate float switch with CEE plug/coupling for level-dependent control of three-phase consumers | 6001283 | A | PG14 | **711.–** |

= ready for delivery, L = supply availability, C = approx. 2 weeks, K = approx. 4 weeks, AX = up to 16 weeks delivery time, please inquire for every order, A = on request, = please contact Wilo
Subject to change – all prices do not include VAT. Our General Terms of Delivery and Service apply (see www.wilo.com/legal) – valid from 01/01/2022 in Germany.

## Electrical accessories – accessories for level control

| Type | Description | Art. no. | | Price group | |
|---|---|---|---|---|---|
| | | | | | EUR |
| **Ex-rated cut-off relay (2-circuit)** | Ex cut-off relay for the connection of 2 float switches for level control in explosive atmospheres. | 2513059 | L | PG14 | **833.–** |
| **Ex-rated cut-off relay (3-circuit)** | Ex cut-off relay for the connection of 3 float switches for level control in explosive atmospheres. | 2510698 | K | PG14 | **1,050.–** |
| **Ex-rated cut-off relay (4-circuit)** | Ex cut-off relay for the connection of 4 float switches for level control in explosive atmospheres. | 2510699 | K | PG14 | **985.–** |
| **Ex-rated cut-off relay (5-circuit)** | Ex cut-off relay for the connection of 5 float switches for level control in explosive atmospheres. | 2510674 | K | PG14 | **1,332.–** |
| **Ex-rated cut-off relay XR-42x** | Ex cut-off relay for the connection of 2 float switches or 6 electrodes for level control in explosive atmospheres. For installation in switch cabinet | 6069164 | C | PG14 | **313.–** |
| **Cable clamp** | For fixation of a signal transmitter in the pump chamber. The clamp is fixed in the pump chamber with a hook; the cable of the signal transmitter is clamped and fixed via the intrinsic weight of the signal transmitter. | 2519927 | L | PG14 | **25.–** |
| **Zener barrier** | Breakdown barrier (Zener barrier) for the connection of one level sensor in an explosive atmosphere. | 2541372 | L | PG14 | **320.–** |
| **CEE motor protection plug 1.2...1.8 A** | CEE phase inverter plug with indication of the direction of rotation and thermal motor protection Connection for a float switch. With On/Off switch for “manual/automatic mode” | 2525864 | C | PG14 | **427.–** |
| **CEE motor protection plug 1.8...2.6 A** | CEE phase inverter plug with indication of the direction of rotation and thermal motor protection Connection for a float switch. With On/Off switch for “manual/automatic mode” | 2525865 | L | PG14 | **414.–** |
| **CEE motor protection plug 2.6...3.7 A** | CEE phase inverter plug with indication of the direction of rotation and thermal motor protection Connection for a float switch. With On/Off switch for “manual/automatic mode” | 2017211 | C | PG14 | **433.–** |
| **CEE motor protection plug 3.7...5.5 A** | CEE phase inverter plug with indication of the direction of rotation and thermal motor protection Connection for a float switch. With On/Off switch for “manual/automatic mode” | 2017212 | C | PG14 | **433.–** |
| **CEE motor protection plug 5.5...8.0 A** | CEE phase inverter plug with indication of the direction of rotation and thermal motor protection Connection for a float switch. With On/Off switch for “manual/automatic mode” | 2017213 | C | PG14 | **450.–** |
| **CEE motor protection plug 8.0...11.5 A** | CEE phase inverter plug with indication of the direction of rotation and thermal motor protection Connection for a float switch. With On/Off switch for “manual/automatic mode” | 2017214 | C | PG14 | **433.–** |
| **CEE motor protection plug incl. WSK/DI 3.7...5.5 A** | CEE phase inverter plug with indication of the direction of rotation and thermal motor protection Connections for a float switch as well as leakage detection and winding temperature monitoring. With On/Off switch for “manual/automatic mode” | 2515561 | C | PG14 | **550.–** |
| **CEE motor protection plug incl. WSK/DI 5.5...8.0 A** | CEE phase inverter plug with indication of the direction of rotation and thermal motor protection Connections for a float switch as well as leakage detection and winding temperature monitoring. With On/Off switch for “manual/automatic mode” | 2515562 | C | PG14 | **554.–** |
| **CEE motor protection plug incl. WSK/DI 8.0...11.5 A** | CEE phase inverter plug with indication of the direction of rotation and thermal motor protection Connections for a float switch as well as leakage detection and winding temperature monitoring. With On/Off switch for “manual/automatic mode” | 2515563 | K | PG14 | **550.–** |

## Electrical accessories – motor protection

| Type | Description | Art. no. | | Price group | |
|---|---|---|---|---|---|
| | | | | | EUR |
| **CEE motor protection plug 1.2...1.8 A** | CEE phase inverter plug with indication of the direction of rotation and thermal motor protection Connection for a float switch. With On/Off switch for “manual/automatic mode” | 2525864 | C | PG14 | **427.–** |
| **CEE motor protection plug 1.8...2.6 A** | CEE phase inverter plug with indication of the direction of rotation and thermal motor protection Connection for a float switch. With On/Off switch for “manual/automatic mode” | 2525865 | L | PG14 | **414.–** |
| **CEE motor protection plug 2.6...3.7 A** | CEE phase inverter plug with indication of the direction of rotation and thermal motor protection Connection for a float switch. With On/Off switch for “manual/automatic mode” | 2017211 | C | PG14 | **433.–** |

= ready for delivery, L = supply availability, C = approx. 2 weeks, K = approx. 4 weeks, AX = up to 16 weeks delivery time, please inquire for every order, A = on request, = please contact Wilo
Subject to change – all prices do not include VAT. Our General Terms of Delivery and Service apply (see www.wilo.com/legal) – valid from 01/01/2022 in Germany.

## Electrical accessories – motor protection

| Type | Description | Art. no. | | Price group | |
|---|---|---|---|---|---|
| | | | | | EUR |
| **CEE motor protection plug 3.7...5.5 A** | CEE phase inverter plug with indication of the direction of rotation and thermal motor protection Connection for a float switch. With On/Off switch for “manual/automatic mode” | 2017212 | C | PG14 | **433.–** |
| **CEE motor protection plug 5.5...8.0 A** | CEE phase inverter plug with indication of the direction of rotation and thermal motor protection Connection for a float switch. With On/Off switch for “manual/automatic mode” | 2017213 | C | PG14 | **450.–** |
| **CEE motor protection plug 8.0...11.5 A** | CEE phase inverter plug with indication of the direction of rotation and thermal motor protection Connection for a float switch. With On/Off switch for “manual/automatic mode” | 2017214 | C | PG14 | **433.–** |
| **CEE motor protection plug incl. WSK/DI 3.7...5.5 A** | CEE phase inverter plug with indication of the direction of rotation and thermal motor protection Connections for a float switch as well as leakage detection and winding temperature monitoring. With On/Off switch for “manual/automatic mode” | 2515561 | C | PG14 | **550.–** |
| **CEE motor protection plug incl. WSK/DI 5.5...8.0 A** | CEE phase inverter plug with indication of the direction of rotation and thermal motor protection Connections for a float switch as well as leakage detection and winding temperature monitoring. With On/Off switch for “manual/automatic mode” | 2515562 | C | PG14 | **554.–** |
| **CEE motor protection plug incl. WSK/DI 8.0...11.5 A** | CEE phase inverter plug with indication of the direction of rotation and thermal motor protection Connections for a float switch as well as leakage detection and winding temperature monitoring. With On/Off switch for “manual/automatic mode” | 2515563 | K | PG14 | **550.–** |

## Electrical accessories – alarm control

| Type | Description | Art. no. | | Price group | |
|---|---|---|---|---|---|
| | | | | | EUR |
| **Small alarm switchgear KAS** | Network-independent small alarm switchgear in ISO plug housing with shock-proof plug, acoustic alarm signal and attached electrode with 3 m cable for level measurement. | 501534094 | L | PG14 | **408.–** |
| **AlarmControl 1** | Network-independent alarm system with shockproof plug, acoustic alarm signal and attached mini float switch with 3 m cable for level measurement. | 2522846 | L | PG14 | **159.–** |
| **AlarmControl 2** | Network-independent alarm system with shock-proof adapter plug for the direct connection of a consumer, acoustic alarm signal and attached mini float switch with 3 m cable for level measurement. | 2522847 | L | PG14 | **197.–** |
| **DrainAlarm 2** | Network-independent alarm switchgear with optical and acoustic alarm signal and with a connection for one float switch. | 2545133 | L | PG14 | **475.–** |
| **DrainAlarm GSM** | Network-independent alarm switchgear with optical, acoustic and wireless (per GSM) alarm signal and with a connection for one float switch. | 2542911 | L | PG14 | **1,283.–** |
| **1~230 V signal horn** | Horn with bell for wall fixation for indoor and outdoor areas. Alarm signal via electromechanical noise generation with steel diaphragm (88 dBA). | 501459398 | L | PG14 | **98.–** |
| **12 – 24 VDC signal horn** | Horn with bell for wall fixation for indoor and outdoor areas. Alarm signal via electromechanical noise generation with steel diaphragm (92 dBA). | 2017208 | L | PG14 | **99.–** |
| **24 VDC flash light** | Xenon flash light for wall fixation for indoor and outdoor areas. Light colour: Red, flash frequency: 0.75 Hz | 2551612 | C | PG14 | **311.–** |
| **1~230 VAC flash light** | Xenon flash light for wall fixation for indoor and outdoor areas. Light colour: Red, flash frequency: 0.75 Hz | 2551613 | C | PG14 | **285.–** |
| **Mini float switch with 5 m cable** | Float switch made of plastic for detecting the fill level for the alarm function. Fixation with threaded bar (Rp 3/8”) and counter nut. Connection: Changeover contact. | 2502004 | A | PG15 | **101.–** |

## Electrical accessories – cables

| Type | Description | Art. no. | | Price group | |
|---|---|---|---|---|---|
| | | | | | EUR |
| **cable distribution cabinet Two-part, size 1** | Two-part cable distribution cabinet for outdoor installation, (protection IP 44), made of fibreglass-reinforced polyester, including mounting plate. | 2523674 | K | PG14 | **2,133.–** |

= ready for delivery, L = supply availability, C = approx. 2 weeks, K = approx. 4 weeks, AX = up to 16 weeks delivery time, please inquire for every order, A = on request, = please contact Wilo
Subject to change – all prices do not include VAT. Our General Terms of Delivery and Service apply (see www.wilo.com/legal) – valid from 01/01/2022 in Germany.

## Electrical accessories – cables

| Type | Description | Art. no. | | Price group | |
|---|---|---|---|---|---|
| | | | | | EUR |
| **cable distribution cabinet Two-part, size 00** | Two-part cable distribution cabinet for outdoor installation, (protection IP 44), made of fibreglass-reinforced polyester, including mounting plate. | 2523672 | K | PG14 | **1,356.–** |
| **cable distribution cabinet Two-part, size 2** | Two-part cable distribution cabinet for outdoor installation, (protection IP 44), made of fibreglass-reinforced polyester, including mounting plate. | 2523675 | K | PG14 | **2,949.–** |
| **cable distribution cabinet One-part, size 00** | One-part cable distribution cabinet for outdoor installation, (protection IP 34D), made of fibreglass-reinforced polyester, including mounting plate. | 2523791 | K | PG14 | **1,178.–** |
| **cable distribution cabinet Two-part, size 0** | Two-part cable distribution cabinet for outdoor installation, (protection IP 44), made of fibreglass-reinforced polyester, including mounting plate. | 2523673 | L | PG14 | **1,388.–** |
| **Cable distribution cabinet one part, size 00, including MS-L 1 x 4 kW** | One-part cable distribution cabinet for outdoor installation, (protection class IP34D), made of fibreglass-reinforced polyester, including Micro Control MS-L 1x4 kW switchgear, electrical distribution, heating and flash light. | 2533127 | K | PG14 | **3,792.–** |

## Mechanical accessories – valves

| Type | Description | Art. no. | | Price group | |
|---|---|---|---|---|---|
| | | | | | EUR |
| **Non-return valve Rp 1¼** | made of plastic, with female thread | 501533696 | L | PG14 | **102.–** |
| **Non-return valve Rp 1½** | made of EN-GJL-250, with female thread | 4027330 | L | PG14 | **171.–** |
| **Non-return valve G 2** | made of EN-GJL-250, with female thread | 4027331 | L | PG14 | **210.–** |
| **Non-return valve G 2½** | made of EN-GJL-250, with female thread | 4019225 | L | PG14 | **289.–** |
| **Non-return valve DN 50** | made of EN-GJL-250, according to DIN EN 12050-4, including 1 set mounting accessories | 2017166 | L | PG14 | **300.–** |
| **Non-return valve DN 65** | made of EN-GJL-250, according to DIN EN 12050-4, including 1 set mounting accessories | 2017167 | L | PG14 | **343.–** |
| **Non-return valve DN 80** | made of EN-GJL-250, according to DIN EN 12050-4, including 1 set mounting accessories | 2017168 | L | PG14 | **385.–** |
| **Non-return valve DN 100** | made of EN-GJL-250, according to DIN EN 12050-4, including 1 set mounting accessories | 2017169 | L | PG14 | **461.–** |
| **Non-return valve DN 150** | made of EN-GJL-250, according to DIN EN 12050-4, including 1 set mounting accessories | 2017170 | L | PG14 | **993.–** |
| **Shut-off ball cock Rp 1½, G-CuSn10** | made of brass, nickel-plated, with female thread | 4027337 | L | PG14 | **71.–** |
| **Shut-off ball cock Rp 2, G-CuSn10** | made of brass, nickel-plated, with female thread | 4027338 | L | PG14 | **98.–** |
| **Shut-off ball cock Rp 2½, G-CuSn10** | made of brass, nickel-plated, with female thread | 4019227 | C | PG14 | **203.–** |
| **Gate valve DN 50, EN-GJL-250** | made of EN-GJL-250, including 1 set mounting accessories | 2017160 | L | PG14 | **212.–** |
| **Gate valve DN 65, EN-GJL-250** | made of EN-GJL-250, including 1 set mounting accessories | 2017161 | L | PG14 | **252.–** |
| **Gate valve DN 80, EN-GJL-250** | made of EN-GJL-250, including 1 set mounting accessories | 2017162 | L | PG14 | **347.–** |
| **Gate valve DN 100, EN-GJL-250** | made of EN-GJL-250, including 1 set mounting accessories | 2017163 | L | PG14 | **410.–** |
| **Gate valve DN 150, EN-GJL-250** | made of EN-GJL-250, including 1 set mounting accessories | 2017164 | L | PG14 | **680.–** |
| **Gate valve Rp 1½, G-CuSn10** | made of red brass, with female thread | 2525187 | L | PG14 | **74.–** |
| **Gate valve Rp 2, G-CuSn10** | made of red brass, with female thread | 2525188 | L | PG14 | **106.–** |
| **PVC gate valve DN 100** | with solid pipe ends DN 100 | 2529808 | L | PG14 | **529.–** |
| **PVC gate valve DN 150** | with solid pipe ends DN 150 | 2529809 | L | PG14 | **928.–** |

= ready for delivery, L = supply availability, C = approx. 2 weeks, K = approx. 4 weeks, AX = up to 16 weeks delivery time, please inquire for every order, A = on request, = please contact Wilo
Subject to change – all prices do not include VAT. Our General Terms of Delivery and Service apply (see www.wilo.com/legal) – valid from 01/01/2022 in Germany.

## Accessories

**Mechanical accessories – hose connections**

| Type | Description | Art. no. | | Price group | |
|---|---|---|---|---|---|
| | | | 🚚 | | EUR |
| **Geka rigid coupling DN 40** | made of brass, with male thread | 2018100 | L | PG14 | **23.–** |
| **Fixed coupling Storz C/G 2** | made of aluminium, Storz C connection, with male thread | 2018102 | L | PG14 | **25.–** |
| **Fixed coupling Storz C/G 2½** | made of aluminium, Storz C connection, with male thread | 2015234 | L | PG14 | **37.–** |
| **Fixed coupling Storz 90 mm/G 3** | made of aluminium, Storz 90 connection, with female thread | 2017203 | C | PG14 | **82.–** |
| **Fixed coupling Storz A/G 4** | made of aluminium, Storz A connection, with female thread | 2016161 | C | PG14 | **82.–** |
| **Fixed coupling Storz 90 mm/G 2½** | made of aluminium, Storz 90 connection, with male thread | 6003069 | C | PG14 | **24.–** |
| **Geka hose coupling DN 40** | Made of brass, with hose nozzle Ø 40 mm including hose clip | 2018101 | L | PG14 | **20.–** |
| **Hose coupling Storz C/Ø 52 mm** | made of aluminium, with hose nozzle Ø 52 mm | 2015235 | C | PG14 | **28.–** |
| **Hose coupling Storz A/Ø 110 mm** | made of aluminium, with hose nozzle Ø 110 mm, incl. hose clip | 2004675 | C | PG14 | **82.–** |
| **Hose coupling Storz 90/Ø 90 mm** | Made of aluminium, with hose nozzle Ø 90 mm, including hose clip | 2017204 | C | PG14 | **82.–** |
| **Hose nozzle Ø 60 mm/G 2** | with male thread made of plastic, incl. hose clip | 4027334 | C | PG14 | **42.–** |
| **Hose nozzle G 1½/Ø 40 mm** | Made of brass with a union nut for sleeve connection and smooth hose support with safety collar. Incl. PU thread seal and hose clip. | 2083109 | K | PG14 | **65.–** |
| **Hose nozzle G 2/Ø 50 mm** | Made of brass with male thread for clamp connection. Incl. hose clip. | 2083111 | K | PG14 | **68.–** |
| **Hose nozzle R 3/Ø 90 mm** | Made of steel with a conical male thread without collar. Incl. hose clip. | 2083112 | K | PG14 | **187.–** |
| **Hose nozzle Ø 70 mm/G 2½** | with male thread made of brass, incl. hose clip | 4015210 | C | PG14 | **136.–** |
| **Hose nozzle Ø 40 mm/R 1½** | with male thread made of plastic, incl. hose clip | 4027335 | L | PG14 | **42.–** |
| **Fixed coupling set Storz B/DN 80** | with 90° pipe elbow and flange connection; pipe elbow made of EN-GJL-250, Storz coupling made of aluminium, incl. 1 set of mounting accessories | 6031385 | L | PG14 | **283.–** |
| **Fixed coupling set Storz A/ DN 100** | with 90° pipe elbow and flange connection; pipe elbow made of EN-GJL-250, Storz coupling made of aluminium, incl. 1 set of mounting accessories | 6031672 | L | PG14 | **378.–** |
| **Fixed coupling set Storz C/G 2** | with 90° pipe elbow and threaded connection; pipe elbow made of EN-GJL-250, Storz coupling made of aluminium, incl. 1 set of mounting accessories | 6021799 | C | PG14 | **61.–** |
| **Fixed coupling set Storz C/DN 50** | with 90° pipe elbow and flange connection; pipe elbow made of EN-GJL-250, Storz coupling made of aluminium, incl. 1 set of mounting accessories | 6031671 | L | PG14 | **214.–** |
| **Fixed coupling set Storz F/ DN 150** | with 90° pipe elbow and flange connection; pipe elbow made of EN-GJL-250, Storz coupling made of aluminium, incl. 1 set of mounting accessories | 6040247 | A | PG14 | **1,028.–** |
| **Synthetic pressure hose 3 m, Ø 42 mm** | Inside Ø 42 mm, PN 6, including hose clip | 2027641 | K | PG14 | **48.–** |
| **Synthetic pressure hose 5 m, Ø 42 mm** | Inside Ø 42 mm, PN 6, including hose clip | 2027642 | L | PG14 | **81.–** |
| **Synthetic pressure hose 15 m, Ø 42 mm** | Inside Ø 42 mm, PN 6, including hose clip | 2027643 | K | PG14 | **149.–** |
| **Synthetic pressure hose 10 m, Ø 52 mm** | Inside Ø 52 mm, PN 8, including hose clip | 2017192 | A | PG14 | **197.–** |
| **Synthetic pressure hose 3 m, Ø 60 mm** | Inside Ø 60 mm, PN 6, including hose clip | 2027644 | A | PG14 | **126.–** |
| **Synthetic pressure hose 5 m, Ø 60 mm** | Inside Ø 60 mm, PN 6, including hose clip | 2027645 | A | PG14 | **189.–** |
| **Synthetic pressure hose 15 m, Ø 60 mm** | Inside Ø 60 mm, PN 6, including hose clip | 2027646 | A | PG14 | **248.–** |
| **Synthetic pressure hose 10 m, Ø 60 mm** | Inside Ø 60 mm, PN 6, including hose clip | 2018106 | A | PG14 | **352.–** |

🚚 = ready for delivery, L = supply availability, C = approx. 2 weeks, K = approx. 4 weeks, AX = up to 16 weeks delivery time, please inquire for every order, A = on request, 📞 = please contact Wilo
Subject to change – all prices do not include VAT. Our General Terms of Delivery and Service apply (see www.wilo.com/legal) – valid from 01/01/2022 in Germany.

| Mechanical accessories – hose connections | | | | | |
|---|---|---|---|---|---|
| **Type** | **Description** | **Art. no.** | | **Price group** | |
| | | | 🚚 | | EUR |
| **Synthetic pressure hose 10 m, Ø 70 mm** | Inside Ø 70 mm, PN 8, including hose clip | 2014151 | C | PG14 | **210.–** |
| **Synthetic pressure hose 10 m, Ø 90 mm** | Inside Ø 90 mm, PN 8, including 2 hose clips | 2017152 | A | PG14 | **252.–** |
| **Synthetic pressure hose 20 m, Ø 90 mm** | Inside Ø 90 mm, PN 8, including 2 hose clips | 2017193 | C | PG14 | **475.–** |
| **Synthetic pressure hose 30 m, Ø 90 mm** | Inside Ø 90 mm, PN 8, including 2 hose clips | 2017194 | A | PG14 | **660.–** |
| **Synthetic pressure hose 10 m, Ø 110 mm** | Inside Ø 110 mm, PN 8, including 2 hose clips | 2017196 | A | PG14 | **281.–** |
| **Synthetic pressure hose 20 m, Ø 110 mm** | Inside Ø 110 mm, PN 8, including 2 hose clips | 2017197 | A | PG14 | **563.–** |
| **Synthetic pressure hose 30 m, Ø 110 mm** | Inside Ø 110 mm, PN 8, including 2 hose clips | 2017198 | A | PG14 | **844.–** |
| **Plastic spiral hose 5 m, with Storz C** | Inside Ø 52 mm, including coupling, 4.5/13.5 bar | 6022269 | L | PG14 | **356.–** |
| **Plastic spiral hose 10 m, with Storz C** | Inside Ø 52 mm, including coupling, 4.5/13.5 bar | 6022270 | K | PG14 | **573.–** |
| **Plastic spiral hose 20 m, with Storz C** | Inside Ø 52 mm, including coupling, 4.5/13.5 bar | 6022271 | K | PG14 | **804.–** |
| **Plastic spiral hose 5 m, with Storz B** | Inside Ø 75 mm, including coupling, 3.5/10.5 bar | 6022272 | C | PG14 | **205.–** |
| **Plastic spiral hose 10 m, with Storz B** | Inside Ø 75 mm, including coupling, 3.5/10.5 bar | 6035187 | A | PG14 | **305.–** |
| **Plastic spiral hose 20 m, with Storz B** | Inside Ø 75 mm, including coupling, 3.5/10.5 bar | 6022274 | A | PG14 | **599.–** |
| **Plastic spiral hose 5 m, with Storz A** | Inside Ø 102 mm, including coupling, 3/9 bar | 6022275 | A | PG14 | **330.–** |
| **Plastic spiral hose 10 m, with Storz A** | Inside Ø 102 mm, including coupling, 3/9 bar | 6022276 | A | PG14 | **542.–** |
| **Plastic spiral hose 20 m, with Storz A** | Inside Ø 102 mm, including coupling, 3/9 bar | 6022277 | K | PG14 | **964.–** |
| **Plastic spiral hose 5 m, with Storz F** | Inside Ø 150 mm, including coupling, 1.8/5.5 bar | 6022278 | K | PG14 | **1,135.–** |
| **Plastic spiral hose 5 m, with Storz F** | Inside Ø 150 mm, including coupling, 8/– bar | 6044660 | K | PG14 | **1,850.–** |
| **Synthetic fibre pressure hose 5 m, with Storz C** | Inside Ø 52 mm, including coupling, 12/40 bar | 6003651 | C | PG14 | **62.–** |
| **Synthetic fibre pressure hose 20 m, with Storz B** | Inside Ø 75 mm, including coupling, 12/40 bar | 6003050 | A | PG14 | **236.–** |
| **Synthetic fibre pressure hose 20 m, with Storz C** | Inside Ø 52 mm, including coupling, 12/40 bar | 6003649 | C | PG14 | **135.–** |
| **Synthetic fibre pressure hose 5 m, with Storz B** | Inside Ø 75 mm, including coupling, 12/40 bar | 6003052 | A | PG14 | **103.–** |
| **Synthetic fibre pressure hose 10 m, with Storz B** | Inside Ø 75 mm, including coupling, 12/40 bar | 6003051 | A | PG14 | **134.–** |
| **Synthetic fibre pressure hose 10 m, with Storz C** | Inside Ø 52 mm, including coupling, 12/40 bar | 6003650 | C | PG14 | **90.–** |
| **Synthetic fibre pressure hose 20 m, with Storz A** | Inside Ø 102 mm, including coupling, 8/20 bar | 6022393 | L | PG14 | **390.–** |
| **Synthetic fibre pressure hose 10 m, with Storz A** | Inside Ø 102 mm, including coupling, 8/20 bar | 6022392 | K | PG14 | **378.–** |
| **Synthetic fibre pressure hose 5 m, with Storz A** | Inside Ø 102 mm, including coupling, 8/20 bar | 6022391 | K | PG14 | **193.–** |
| **Synthetic fibre pressure hose 10 m, with Storz F** | Inside Ø 150 mm, including coupling, 6/15 bar | 6003648 | K | PG14 | **659.–** |

🚚 = ready for delivery, L = supply availability, C = approx. 2 weeks, K = approx. 4 weeks, AX = up to 16 weeks delivery time, please inquire for every order, A = on request, 📞 = please contact Wilo
Subject to change – all prices do not include VAT. Our General Terms of Delivery and Service apply (see www.wilo.com/legal) – valid from 01/01/2022 in Germany.

## Mechanical accessories – hose connections

| Type | Description | Art. no. | | Price group | |
|---|---|---|---|---|---|
| | | | | | EUR |
| **Synthetic fibre pressure hose 20 m, with Storz F** | Inside Ø 150 mm, including coupling, 6/15 bar | 6003647 | K | PG14 | **1,000.–** |

## Mechanical accessories – setup/installation

| Type | Description | Art. no. | | Price group | |
|---|---|---|---|---|---|
| | | | | | EUR |
| **Lifting chain kit PCS-LU, stainless steel, 200 kg, 1 m** | Lifting chain for raising and lowering pumps; incl. 1 shackle. | 6084895 | L | PG14 | **91.–** |
| **Lifting chain kit PCS-LU, stainless steel, 200 kg, 3 m** | Lifting chain for raising and lowering pumps; incl. 1 shackle; with connecting links each metre for suspension. | 6084894 | L | PG14 | **205.–** |
| **Lifting chain kit PCS-LU, stainless steel, 200 kg, 6 m** | Lifting chain for raising and lowering pumps; incl. 1 shackle; with connecting links each metre for suspension. | 6084893 | L | PG14 | **277.–** |
| **Sling chain kit PCS-CE, galvanised steel, 400 kg, 3 m** | Sling chain for raising, lowering and transporting pumps; incl. 2 shackles; without connecting links for suspension. | 6063139 | L | PG14 | **113.–** |
| **Sling chain kit PCS-CE, galvanised steel, 400 kg, 5 m** | As chain sling with 2 shackles in galvanised steel. Bearing capacity: 400 kg | 6063140 | L | PG14 | **172.–** |
| **Sling chain kit PCS-CE, galvanised steel, 400 kg, 6 m** | Sling chain for raising, lowering and transporting pumps; incl. 2 shackles; with connecting links for suspension. | 6063141 | L | PG14 | **195.–** |
| **Sling chain kit PCS-CE, galvanised steel, 400 kg, 10 m** | As chain sling with 2 shackles in galvanised steel. Bearing capacity: 400 kg | 6063142 | L | PG14 | **320.–** |
| **Sling chain kit PCS-CE, galvanised steel, 800 kg, 3 m** | Sling chain for raising, lowering and transporting pumps; incl. 2 shackles; without connecting links for suspension. | 6063147 | K | PG14 | **216.–** |
| **Sling chain kit PCS-CE, galvanised steel, 800 kg, 5 m** | Sling chain for raising, lowering and transporting pumps; incl. 2 shackles; with connecting links for suspension. | 6063148 | K | PG14 | **342.–** |
| **Sling chain kit PCS-CE, galvanised steel, 800 kg, 6 m** | Sling chain for raising, lowering and transporting pumps; incl. 2 shackles; with connecting links for suspension. | 6063149 | K | PG14 | **406.–** |
| **Sling chain kit PCS-CE, galvanised steel, 800 kg, 10 m** | Sling chain for raising, lowering and transporting pumps; incl. 2 shackles; with connecting links for suspension. | 6063150 | K | PG14 | **584.–** |
| **Sling chain kit PCS-CE, galvanised steel, 2000 kg, 10 m** | Sling chain for raising, lowering and transporting pumps; incl. 2 shackles; with connecting links for suspension. | 6063152 | C | PG14 | **991.–** |
| **Sling chain kit PCS-CE, galvanised steel, 5000 kg, 10 m** | Sling chain for raising, lowering and transporting pumps; incl. 2 shackles; with connecting links for suspension. | 6063154 | K | PG14 | **2,078.–** |
| **Sling chain kit PCS-CE, galvanised steel, 7000 kg, 10 m** | Sling chain for raising, lowering and transporting pumps; incl. 2 shackles; with connecting links for suspension. | 6063156 | K | PG14 | **2,785.–** |
| **Sling chain kit PCS-CE, galvanised steel, 9000 kg, 10 m** | Sling chain for raising, lowering and transporting pumps; incl. 2 shackles; with connecting links for suspension. | 6063518 | K | PG14 | **3,375.–** |
| **Sling chain kit PCS-CE, stainless steel, 400 kg, 3 m** | Sling chain for raising, lowering and transporting pumps; incl. 2 shackles; without connecting links for suspension. | 6063135 | L | PG14 | **336.–** |
| **Sling chain kit PCS-CE, stainless steel, 400 kg, 5 m** | As chain sling with 2 shackles in 1.4401 stainless steel. Bearing capacity: 400 kg | 6063136 | L | PG14 | **473.–** |
| **Sling chain kit PCS-CE, stainless steel, 400 kg, 6 m** | Sling chain for raising, lowering and transporting pumps; incl. 2 shackles; with connecting links each metre for suspension. | 6063137 | L | PG14 | **490.–** |

= ready for delivery, L = supply availability, C = approx. 2 weeks, K = approx. 4 weeks, AX = up to 16 weeks delivery time, please inquire for every order, A = on request, = please contact Wilo
Subject to change – all prices do not include VAT. Our General Terms of Delivery and Service apply (see www.wilo.com/legal) – valid from 01/01/2022 in Germany.

| Mechanical accessories – setup/installation | | | | | |
|---|---|---|---|---|---|
| **Type** | **Description** | **Art. no.** | | **Price group** | |
| | | | 🚚 | | EUR |
| **Sling chain kit PCS-CE, stainless steel, 400 kg, 10 m** | As chain sling with 2 shackles in 1.4401 stainless steel. Bearing capacity: 400 kg | 6063138 | L | PG14 | **747.–** |
| **Sling chain kit PCS-CE, stainless steel, 800 kg, 3 m** | Sling chain for raising, lowering and transporting pumps; incl. 2 shackles; without connecting links for suspension. | 6063143 | K | PG14 | **471.–** |
| **Sling chain kit PCS-CE, stainless steel, 800 kg, 5 m** | Sling chain for raising, lowering and transporting pumps; incl. 2 shackles; with connecting links each metre for suspension. | 6063144 | K | PG14 | **698.–** |
| **Sling chain kit PCS-CE, stainless steel, 800 kg, 6 m** | Sling chain for raising, lowering and transporting pumps; incl. 2 shackles; with connecting links each metre for suspension. | 6063145 | K | PG14 | **809.–** |
| **Sling chain kit PCS-CE, stainless steel, 800 kg, 10 m** | Sling chain for raising, lowering and transporting pumps; incl. 2 shackles; with connecting links each metre for suspension. | 6063146 | K | PG14 | **1,183.–** |
| **Sling chain kit PCS-CE, stainless steel, 2000 kg, 10 m** | Sling chain for raising, lowering and transporting pumps; incl. 2 shackles; with connecting links each metre for suspension. | 6063151 | C | PG14 | **3,242.–** |
| **Sling chain kit PCS-CE, stainless steel, 5000 kg, 10 m** | Sling chain for raising, lowering and transporting pumps; incl. 2 shackles; with connecting links each metre for suspension. | 6063153 | K | PG14 | **7,977.–** |
| **Sling chain kit PCS-CE, stainless steel, 7000 kg, 10 m** | Sling chain for raising, lowering and transporting pumps; incl. 2 shackles; with connecting links each metre for suspension. | 6063155 | K | PG14 | **10,646.–** |
| **Floor supporting foot TP 80/100** | Made of stainless steel (AISI 304), including fixation material | 2004672 | A | PG14 | **507.–** |
| **Floor supporting foot MTC 32F39** | Made of steel (S235JR), lacquered, including fixation material | 2098295 | L | PG14 | **203.–** |
| **Floor supporting foot MTC 32F49, MTC 32F55** | Made of steel (S235JR), lacquered, including fixation material | 2098296 | L | PG14 | **736.–** |
| **Floor supporting foot DN 50/65** | Made of steel (S235JR), powder-coated, including fixation material | 6064666 | L | PG14 | **175.–** |
| **Floor supporting foot DN 80/100** | Made of steel (S235JR), powder-coated, including fixation material | 6065949 | L | PG14 | **254.–** |
| **Floor supporting foot DN 80/100** | Made of stainless steel (1.4571), including fixation material | 6065953 | C | PG14 | **837.–** |
| **Floor supporting foot DN 40** | Made of steel (S235JR), powder-coated, including fixation material | 6069669 | L | PG14 | **102.–** |
| **Suspension unit DN 40/50** | Made of EN-GJL-250, painted, with free passage in DN 40, foot elbow including pump holder, profile joint, installation and floor fixation accessories and double-pipe guide pipe bracket (26.9x2 mm) without guide pipes. | 2057179 | L | PG14 | **422.–** |
| **Suspension unit Rp 1½** | Made of EN-GJL-250, painted, with free passage in DN 32, foot elbow including pump holder, profile joint, installation and floor fixation accessories and single-pipe guide pipe bracket (26.9x2 mm) without guide pipe. | 2082630 | L | PG14 | **551.–** |
| **Suspension unit DN 50/2RK** | For 2-pipe guide of EN-GJL-250, cataphoretic-coated, with free passage in DN 50, coupling base with 90° pipe elbow, including coupling connection, guide pipe bracket of stainless steel for pump chamber fixation, profile joint and installation accessories; two guide pipes (26.9 x 2 mm) are to be provided by the customer! | 6070146 | L | PG14 | **336.–** |
| **Suspension unit DN 65/2RK** | For 2-pipe guide of EN-GJL-250, cataphoretic-coated, with free passage in DN 65, coupling base with 90° pipe elbow, including coupling connection, guide pipe bracket of stainless steel for pump chamber fixation, profile joint and installation accessories; 2 guide pipes (26.9 x 2 mm) are to be provided by the customer! | 6070150 | L | PG14 | **368.–** |
| **Suspension unit TP 80** | Made of EN-GJL-250, painted, with free passage in DN 80, foot elbow including pump holder, profile joint, installation and floor fixation accessories and double-pipe guide pipe bracket (42.4x3.25 mm) without guide pipes. | 2029039 | L | PG14 | **565.–** |

🚚 = ready for delivery, L = supply availability, C = approx. 2 weeks, K = approx. 4 weeks, AX = up to 16 weeks delivery time, please inquire for every order, A = on request, 📞 = please contact Wilo
Subject to change – all prices do not include VAT. Our General Terms of Delivery and Service apply (see www.wilo.com/legal) – valid from 01/01/2022 in Germany.

| Mechanical accessories – setup/installation | | | | | |
|---|---|---|---|---|---|
| **Type** | **Description** | **Art. no.** | | **Price group** | |
| | | | | | EUR |
| **Suspension unit TP 100** | Made of EN-GJL-250, painted, with free passage in DN 100, foot elbow including pump holder, profile joint, installation and floor fixation accessories and double-pipe guide pipe bracket (48.3x3.25 mm) without guide pipes. | 2029040 | L | PG14 | **638.–** |
| **Suspension unit DN 100/2RK** | Made of EN-GJL-250, painted, with free passage in DN 100, foot elbow including pump holder, profile joint, installation and floor fixation accessories and double-pipe guide pipe bracket (42.4x2 mm) without guide pipes. | 6082336 | L | PG14 | **526.–** |
| **Suspension unit DN 150/2RK** | Made of EN-GJL-250, painted, with free passage in DN 150, foot elbow including pump holder, profile joint, installation and floor fixation accessories and double-pipe guide pipe bracket (42.4x2 mm) without guide pipes. | 6036890 | A | PG14 | **1,089.–** |
| **Guide pipe bracket DN 50 for GG pipe** | for 2-pipe guide, of stainless steel, for pipe attachment on a cast-iron pipe, including mounting accessories | 6066851 | L | PG14 | **81.–** |
| **Guide pipe bracket DN 50 for ST pipe** | for 2-pipe guide, of stainless steel, for pipe attachment on a steel pipe, including mounting accessories | 6061084 | L | PG14 | **81.–** |
| **Bracket for guide pipe extension DN 50 for GG pipe** | for 2-pipe guide, of stainless steel, for pipe attachment on a cast-iron pipe, including mounting accessories | 6066852 | A | PG14 | **108.–** |
| **Bracket for guide pipe extension DN 50 for ST pipe** | for 2-pipe guide, of stainless steel, for pipe attachment on a steel pipe, including mounting accessories | 6066846 | A | PG14 | **106.–** |
| **Guide pipe bracket DN 65 for GG pipe** | for 2-pipe guide, of stainless steel, for pipe attachment on a cast-iron pipe, including mounting accessories | 6066847 | A | PG14 | **110.–** |
| **Guide pipe bracket DN 65 for ST pipe** | for 2-pipe guide, of stainless steel, for pipe attachment on a steel pipe, including mounting accessories | 6066848 | L | PG14 | **110.–** |
| **Bracket for guide pipe extension DN 65 for GG pipe** | for 2-pipe guide, of stainless steel, for pipe attachment on a cast-iron pipe, including mounting accessories | 6066849 | A | PG14 | **133.–** |
| **Bracket for guide pipe extension DN 65 for ST pipe** | for 2-pipe guide, of stainless steel, for pipe attachment on a steel pipe, including mounting accessories | 6066850 | K | PG14 | **133.–** |
| **Mounting accessories TP 100** | For one flange connection, with screws, nuts and flat gasket | 2017176 | L | PG14 | **31.–** |
| **Mounting accessories DN 150** | For attaching the piping to the pump flange | 2390488 | L | PG14 | **42.–** |
| **Mounting accessories TP 80** | For one flange connection, with screws, nuts and flat gasket | 2012067 | L | PG14 | **27.–** |
| **Mounting accessories DN 40/50/65, PN 10** | For one flange connection, with screws, nuts and flat gasket | 6076963 | L | PG14 | **28.–** |
| **Mounting accessories DN 80/100, PN 10** | For one flange connection, with screws, nuts and flat gasket | 6077521 | L | PG14 | **31.–** |
| **Mounting accessories DN 150, PN 10** | For one flange connection, with screws, nuts and flat gasket | 6077523 | L | PG14 | **40.–** |
| **Diaphragm hand pump** | Double-sided connection, female thread Rp 1½ | 2060166 | L | PG14 | **355.–** |
| **Suspension unit DN 80/2RK** | Made of EN-GJL-250, painted, with free passage in DN 80, foot elbow including pump holder, profile joint, installation and floor fixation accessories and double-pipe guide pipe bracket (42.4x2 mm) without guide pipes. | 6082333 | L | PG14 | **368.–** |



= ready for delivery, L = supply availability, C = approx. 2 weeks, K = approx. 4 weeks, AX = up to 16 weeks delivery time, please inquire for every order, A = on request, = please contact Wilo
Subject to change – all prices do not include VAT. Our General Terms of Delivery and Service apply (see www.wilo.com/legal) – valid from 01/01/2022 in Germany.

| Mechanical accessories – pipe connections | | | | | |
|---|---|---|---|---|---|
| **Type** | **Description** | **Art. no.** | | **Price group** | |
| | | | 🚚 | | EUR |
| **Compensator DN 80** | Made of steel, zinc-coated/neoprene, length 130 mm, incl. installation accessories | 2017189 | C | PG14 | **270.–** |
| **Compensator DN 100** | Made of steel, zinc-coated/neoprene, length 135 mm, incl. installation accessories | 2017190 | A | PG14 | **280.–** |
| **Flange connector DN 150** | Made of PUR, with hose, hose clips and installation accessories | 2511598 | L | PG14 | **253.–** |
| **Flange connector DN 100** | Made of PUR, with hose, hose clips and installation accessories | 2511597 | L | PG14 | **228.–** |
| **Flange connector DN 80** | Made of PUR, with hose, hose clips and installation accessories | 2511595 | L | PG14 | **219.–** |
| **90° pipe elbow DN 50** | Made of EN-GJS-400-15, with 2 flanges, including 1 set installation accessories | 2018053 | L | PG14 | **213.–** |
| **90° pipe elbow DN 80** | Made of EN-GJS-400-15, with 2 flanges, including 1 set installation accessories | 2012064 | L | PG14 | **235.–** |
| **90° pipe elbow DN 100** | Made of EN-GJS-400-15, with 2 flanges, including 1 set installation accessories | 2004669 | L | PG14 | **283.–** |
| **90° pipe elbow DN 65** | Made of EN-GJS-400-15, with 2 flanges, including 1 set installation accessories | 2017183 | L | PG14 | **217.–** |
| **90° pipe elbow DN 150** | Made of EN-GJS-400-15, with 2 flanges, including 1 installation accessories set | 2017186 | K | PG14 | **542.–** |
| **90° pipe elbow G 1½** | Made of steel, galvanised with G 1½ / R 1½ female/male thread | 2083117 | L | PG14 | **61.–** |
| **90° pipe elbow G 2** | Made of steel, galvanised with G 2 / R 2 male thread | 2083118 | C | PG14 | **74.–** |
| **90° pipe elbow G 3** | Made of steel, galvanised with G 3 / R 3 male thread | 2083119 | C | PG14 | **234.–** |
| **90° pipe elbow G 1¼** | Made of EN-GJMW-400-5, with female/male thread G 1¼ / R 1¼ | 2057400 | L | PG14 | **50.–** |
| **90° pipe elbow DN 40/Rp 1½** | consisting of threaded flange DN 40/Rp 1½ (galvanized steel), 90° elbow R 1½/Rp 1½ (cast iron) and mounting accessories. | 2057401 | L | PG14 | **115.–** |
| **90° pipe elbow G 2½** | Made of steel, galvanised with G 2½ / R 2½ female/male thread | 4015212 | L | PG14 | **113.–** |
| **90° pipe elbow DN 65/70 mm** | Made of EN-GJL-250, with hose connector Ø 70 mm, flange on pump side, including 1 set of installation accessories | 4027346 | L | PG14 | **102.–** |
| **90° pipe elbow DN 80/90 mm** | Made of stainless steel, with hose nozzle (Ø 90 mm) and G 3 male thread, flange on pump side, including 1 set of installation accessories | 2017207 | A | PG14 | **635.–** |
| **90° pipe elbow DN 100/110 mm** | Made of stainless steel, with hose nozzle (Ø 110 mm) and G 4 male thread, flange on pump side, including 1 set of installation accessories | 2017184 | A | PG14 | **797.–** |
| **90° pipe elbow DN 50/60 mm** | Made of PVC, with hose connector Ø 60 mm, flange on pump side, including 1 set of installation accessories | 4027344 | L | PG14 | **111.–** |
| **Y-piece DN 65** | Made of steel, galvanised, PN 10/16 flanges in accordance with DIN 2501 with 2 sets of installation accessories | 2017178 | L | PG14 | **554.–** |
| **Y-piece DN 50** | Made of steel, galvanised, PN 10/16 flanges in accordance with DIN 2501 with 2 sets of installation accessories | 2019042 | L | PG14 | **475.–** |
| **Y-piece DN 100** | Made of steel, galvanised, PN 10/16 flanges in accordance with DIN 2501 with 2 sets of installation accessories | 2017180 | L | PG14 | **1,016.–** |
| **Y-piece DN 80** | Made of steel, galvanised, PN 10/16 flanges in accordance with DIN 2501 with 2 sets of installation accessories | 2017179 | L | PG14 | **851.–** |
| **Y-piece DN 150** | Made of steel, galvanised, PN 10/16 flanges in accordance with DIN 2501 with 2 sets of installation accessories | 2017181 | L | PG14 | **1,511.–** |

🚚 = ready for delivery, L = supply availability, C = approx. 2 weeks, K = approx. 4 weeks, AX = up to 16 weeks delivery time, please inquire for every order, A = on request, 📞 = please contact Wilo
Subject to change – all prices do not include VAT. Our General Terms of Delivery and Service apply (see www.wilo.com/legal) – valid from 01/01/2022 in Germany.

## COMMISSIONING

High performance is our strength.

Entrust the Wilo commissioning service with ensuring a smooth process when implementing new systems in your installations. We will happily accompany you throughout the commissioning process of our products and support you step-by-step. Our qualified service technicians will familiarise you with all strengths to guarantee a safe and optimal start.

### OUR SERVICE FOR YOU:

→ Personal instruction by a Wilo expert
→ Checking of the installation
→ Setting of optimised system parameters
→ Test run and test operation
→ Documentation of commissioning in the service report
→ Dedicated contact person for commissioning on site

**Price group: PG16**

| Commissioning | | |
|---|---|---|
| **Type** | **Art no.** | |
| | | EUR |
| **Commissioning Glandless pumps** | 2219390 | |
| **Commissioning Glanded pumps** | 2219391 | |
| **Commissioning Block-/Norm-/SCP pumps** | 2160452 | |
| **Commissioning SiClean** | 2187888 | |
| **Commissioning Switchgears H&AC** | 2219392 | |
| **Commissioning Wilo-EFC** | 2200721 | |
| **Commissioning AF/RAIN** | 2160445 | |
| **Commissioning AF150/AF400** | 2219393 | |
| **Commissioning FWJ / HiMulti 3-5** | 2219394 | |
| **Commissioning Booster Set 1-2 pumps** | 2216414 | |
| **Commissioning Booster Set 3-4 pumps** | 2219395 | |
| **Commissioning Booster Set 5-6 pumps** | 2219396 | |
| **Commissioning TWU/TWI 3"-5"** | 2219397 | |
| **Commissioning TWI 6"-8"** | 2219398 | |
| **Commissioning TWI 10"-12"** | 2219399 | |
| **Commissioning FFS (Single pump)** | 2158806 | |
| **Commissioning FFS (Double pump)** | 2158807 | |
| **Commissioning SiFire E** | 2219400 | |
| **Commissioning SiFire EJ** | 2219401 | |
| **Commissioning SiFire D** | 2219402 | |
| **Commissioning SiFire DJ** | 2219403 | |
| **Commissioning SiFire EEJ** | 2219404 | |
| **Commissioning SiFire EDJ** | 2219405 | |
| **Commissioning GEP-Rain** | 2219406 | |
| **Commissioning GEP-Process** | 2219407 | |
| **Commissioning GEP-Mobile** | 2219408 | |
| **Commissioning GEP-Fire-SF** | 2219409 | |
| **Commissioning GEP-Fire-S** | 2219410 | |
| **Commissioning GEP-Fire-H** | 2219411 | |
| **Commissioning Drainage pumps** | 2219491 | |
| **Commissioning Lifting stations (Single)** | 2219412 | |
| **Commissioning Lifting stations (Double)** | 2219413 | |
| **Commissioning DrainLift XXL** | 2219414 | |
| **Commissioning EMUport/ Core** | 2219415 | |
| **Commissioning Pumps stations** | 2219492 | |
| **Commissioning Mixer** | 2160450 | |

= ready for delivery, L = supply availability, C = approx. 2 weeks, K = approx. 4 weeks, AX = up to 16 weeks delivery time, please inquire for every order, A = on request, = please contact Wilo
Subject to change – all prices do not include VAT. Our General Terms of Delivery and Service apply (see www.wilo.com/legal) – valid from 01/01/2022 in Germany.

## MAINTENANCE

Taking precautions pays off.

We offer you a wide range of options for regularly checking the smooth operation of our products and ensure long-term reliability. Choose the scope of services you need from our contract models and match your individual needs to our products.

### OUR SERVICE FOR YOU:

- → Professional pump and system inspection
- → Maintenance and repair work
- → Individual maintenance solutions possible
- → Documentation of all maintenance work in checklists

### CONTRACT MODELS MAINTENANCE

| Services | Basic | Comfort | Premium |
|---|---|---|---|
| Function check | from 2nd year onwards | ✓ | ✓ |
| Cleaning | ✓ | ✓ | ✓ |
| Nitrogen fillings for all diaphragm pressure vessels belonging to the pump/system included | ✓ | ✓ | ✓ |
| No wage or travel expenses for minor repairs which can be performed during maintenance | ✓ | ✓ | ✓ |
| Consumables included | | ✓ | ✓ |
| No labour or travel expenses for minor repairs between maintenance intervals (during normal service hours) | | ✓ | ✓ |
| No labour or travel expenses for minor repairs between maintenance intervals (outside normal service hours, including weekends) | | | ✓ |
| Wearing parts included | | | ✓ |
| Emergency operation < 24 hours in case of a fault | | | ✓ |
| **Contractual modalities** | | | |
| Monthly, quarterly, annual or semi-annual maintenance possible | ✓ | ✓ | ✓ |
| Minimum contract period | 1 year | 1 year | 2 years |

Pumps/systems older than 3 years = first maintenance/inspection is charged at cost and can be charged after conclusion of a maintenance contract

**Price group: PG16**

| Maintenance | | |
|---|---|---|
| **Type** | **Art no.** | |
| | | EUR |
| **Maintenance BASIC Glandless pumps** | 2219530 | ✆ |
| **Maintenance BASIC Glanded pumps** | 2219531 | ✆ |
| **Maintenance BASIC Block-/Norm-/SCP pumps** | 2160467 | ✆ |
| **Maintenance BASIC SiClean** | 2187889 | ✆ |
| **Maintenance BASIC Switchgears H&AC** | 2219532 | ✆ |
| **Maintenance BASIC Wilo-EFC** | 2200722 | ✆ |
| **Maintenance BASIC AF/RAIN** | 2160460 | ✆ |
| **Maintenance BASIC AF150/AF400** | 2219533 | ✆ |
| **Maintenance BASIC FWJ/HiMulti 3-5** | 2219534 | ✆ |
| **Maintenance BASIC Booster Set 1-2 pumps** | 2160453 | ✆ |
| **Maintenance BASIC Booster Set 3-4 pumps** | 2219535 | ✆ |
| **Maintenance BASIC Booster Set 5-6 pumps** | 2219536 | ✆ |
| **Maintenance BASIC TWU/TWI 3"-5"** | 2219537 | ✆ |
| **Maintenance BASIC TWI 6"-8"** | 2219538 | ✆ |
| **Maintenance BASIC TWI 10"-12"** | 2219539 | ✆ |
| **Maintenance BASIC FFS (Single pump)** | 2160455 | ✆ |

🚚 = ready for delivery, L = supply availability, C = approx. 2 weeks, K = approx. 4 weeks, AX = up to 16 weeks delivery time, please inquire for every order, A = on request, ✆ = please contact Wilo
Subject to change – all prices do not include VAT. Our General Terms of Delivery and Service apply (see www.wilo.com/legal) – valid from 01/01/2022 in Germany.

Price group: PG16

| Maintenance | | |
|---|---|---|
| **Type** | **Art no.** | |
| | | EUR |
| Maintenance BASIC FFS (Double pump) | 2160456 | |
| Maintenance BASIC Drainage pumps | 2219540 | |
| Maintenance BASIC Lifting stations (Single) | 2219541 | |
| Maintenance BASIC Lifting stations (Double) | 2219542 | |
| Maintenance BASIC DrainLift XXL | 2219543 | |
| Maintenance BASIC Pumps stations | 2219544 | |
| Maintenance BASIC Mixer | 2160465 | |

Price group: PG16

| Maintenance | | |
|---|---|---|
| **Type** | **Art no.** | |
| | | EUR |
| Maintenance COMFORT Glandless pumps | 2219416 | |
| Maintenance COMFORT Glanded pumps | 2219493 | |
| Maintenance COMFORT Block-/Norm-/SCP pumps | 2160482 | |
| Maintenance COMFORT SiClean | 2187890 | |
| Maintenance COMFORT Switchgears H&AC | 2219494 | |
| Maintenance COMFORT Wilo-EFC | 2200723 | |
| Maintenance COMFORT AF/RAIN | 2160475 | |
| Maintenance COMFORT AF150/AF400 | 2219495 | |
| Maintenance COMFORT FWJ/HiMulti 3-5 | 2219496 | |
| Maintenance COMFORT Booster Set 1-2 pumps | 2160468 | |
| Maintenance COMFORT Booster Set 3-4 pumps | 2219497 | |
| Maintenance COMFORT Booster Set 5-6 pumps | 2219498 | |
| Maintenance COMFORT TWU/TWI 3"-5" | 2219499 | |
| Maintenance COMFORT TWI 6"-8" | 2219500 | |
| Maintenance COMFORT TWI 10"-12" | 2219501 | |
| Maintenance COMFORT FFS (Single pump) | 2160470 | |
| Maintenance COMFORT FFS (Double pump) | 2160471 | |
| Maintenance COMFORT SiFire E | 2219502 | |
| Maintenance COMFORT SiFire EJ | 2219503 | |
| Maintenance COMFORT SiFire D | 2219504 | |
| Maintenance COMFORT SiFire DJ | 2219505 | |
| Maintenance COMFORT SiFire EEJ | 2219506 | |
| Maintenance COMFORT SiFire EDJ | 2219507 | |
| Maintenance COMFORT GEP-Rain | 2219508 | |
| Maintenance COMFORT GEP-Process | 2219509 | |
| Maintenance COMFORT GEP-Mobile | 2219510 | |
| Maintenance COMFORT GEP-Fire-SF | 2219511 | |
| Maintenance COMFORT GEP-Fire-S | 2219512 | |
| Maintenance COMFORT GEP-Fire-H | 2219513 | |
| Maintenance COMFORT Drainage pumps | 2219514 | |
| Maintenance COMFORT Lifting stations (Single) | 2219515 | |
| Maintenance COMFORT Lifting stations (Double) | 2219516 | |
| Maintenance COMFORT DrainLift XXL | 2219517 | |
| Maintenance COMFORT EMUport/ Core | 2219518 | |
| Maintenance COMFORT Pumps stations | 2219519 | |
| Maintenance COMFORT Mixer | 2160480 | |

= ready for delivery, L = supply availability, C = approx. 2 weeks, K = approx. 4 weeks, AX = up to 16 weeks delivery time, please inquire for every order, A = on request, = please contact Wilo
Subject to change – all prices do not include VAT. Our General Terms of Delivery and Service apply (see www.wilo.com/legal) – valid from 01/01/2022 in Germany.

**Price group: PG16**

| Maintenance | | |
|---|---|---|
| **Type** | **Art no.** | |
| | | EUR |
| **Maintenance PREMIUM Glandless pumps** | 2219545 | |
| **Maintenance PREMIUM Glanded pumps** | 2219546 | |
| **Maintenance PREMIUM Block-/Norm-/SCP pumps** | 2160497 | |
| **Maintenance PREMIUM SiClean** | 2187891 | |
| **Maintenance PREMIUM Switchgears H&AC** | 2219547 | |
| **Maintenance PREMIUM Wilo-EFC** | 2200724 | |
| **Maintenance PREMIUM AF/RAIN** | 2160490 | |
| **Maintenance PREMIUM AF150/AF400** | 2219548 | |
| **Maintenance PREMIUM FWJ/HiMulti 3-5** | 2219549 | |
| **Maintenance PREMIUM Booster Set 1-2 pumps** | 2160483 | |
| **Maintenance PREMIUM Booster Set 3-4 pumps** | 2219550 | |
| **Maintenance PREMIUM Booster Set 5-6 pumps** | 2219551 | |
| **Maintenance PREMIUM TWU/TWI 3"-5"** | 2219552 | |
| **Maintenance PREMIUM TWI 6"-8"** | 2219553 | |
| **Maintenance PREMIUM TWI 10"-12"** | 2219554 | |
| **Maintenance PREMIUM FFS (Single pump)** | 2160485 | |
| **Maintenance PREMIUM FFS (Double pump)** | 2160486 | |
| **Maintenance PREMIUM SiFire E** | 2219555 | |
| **Maintenance PREMIUM SiFire EJ** | 2219556 | |
| **Maintenance PREMIUM SiFire D** | 2219557 | |
| **Maintenance PREMIUM SiFire DJ** | 2219558 | |
| **Maintenance PREMIUM SiFire EEJ** | 2219559 | |
| **Maintenance PREMIUM SiFire EDJ** | 2219560 | |
| **Maintenance PREMIUM GEP-Rain** | 2219561 | |
| **Maintenance PREMIUM GEP-Process** | 2219562 | |
| **Maintenance PREMIUM GEP-Mobile** | 2219563 | |
| **Maintenance PREMIUM GEP-Fire-SF** | 2219564 | |
| **Maintenance PREMIUM GEP-Fire-S** | 2219565 | |
| **Maintenance PREMIUM GEP-Fire-H** | 2219566 | |
| **Maintenance PREMIUM Drainage pumps** | 2219567 | |
| **Maintenance PREMIUM Lifting stations (Single)** | 2219568 | |
| **Maintenance PREMIUM Lifting stations (Double)** | 2219569 | |
| **Maintenance PREMIUM DrainLift XXL** | 2219570 | |
| **Maintenance PREMIUM EMUport/ Core** | 2219571 | |
| **Maintenance PREMIUM Pumps stations** | 2219572 | |
| **Maintenance PREMIUM Mixer** | 2160495 | |

= ready for delivery, L = supply availability, C = approx. 2 weeks, K = approx. 4 weeks, AX = up to 16 weeks delivery time, please inquire for every order, A = on request, = please contact Wilo
Subject to change – all prices do not include VAT. Our General Terms of Delivery and Service apply (see www.wilo.com/legal) – valid from 01/01/2022 in Germany.



## WILOCARE

Highest operational and cost security.

With WiloCare, we bundle all our maintenance services into a comprehensive package supplemented by remote maintenance of your system. We can take care of error messages, troubleshooting and optimisation thanks to the data transmitted by your pump or system. This way, we can always ensure optimum operation of the system – quickly, reliably and without complications.

### OUR SERVICE FOR YOU:

- → Comprehensive system check by a Wilo expert
- → Monthly status report as basis for optimisation measures
- → Regular maintenance measures to maintain the value of your pumps and systems
- → Connectivity interfaces to enable automated trouble-shooting in case of malfunctions

### CHOOSE FROM THREE WILOCARE PACKAGES: BASIC, COMFORT OR PREMIUM

| Services | Basic | Comfort | Premium |
|---|---|---|---|
| System check | ✓ | ✓ | ✓ |
| Communication electronics | ✓ | ✓ | ✓ |
| Monthly status report | ✓ | ✓ | ✓ |
| Monthly flat rate | ✓ | ✓ | ✓ |
| Freephone emergency number available 24 hours a day | ✓ | ✓ | ✓ |
| Nitrogen fillings for all diaphragm pressure vessels belonging to the pump/system included | ✓ | ✓ | ✓ |
| No labour or travel expenses charged between maintenance intervals (during normal service hours) | | ✓ | ✓ |
| No labour or travel expenses between maintenance intervals (outside normal service hours, including weekends) | | | ✓ |
| Consumables included in monthly flat rate | | ✓ | ✓ |
| Maintenance and repair of the pump/system | | ✓ | ✓ |
| Wearing parts included | | | ✓ |

Our tailor-made service solutions cover the entire life cycle of your Wilo products – including what comes after your purchase.

We keep you informed about the very latest technologies and trends and support you through all project phases from design and configuration to commissioning and maintenance. Even with complex pump and system technology we offer you well thought-out service solutions and make sure that our services are continuously adapted to your needs. Please contact us to find out more about our entire service portfolio and familiarise yourself with our services.

**Price group: PG16**

| Maintenance | | |
|---|---|---|
| **Type** | **Art no.** | |
| | | EUR |
| **WiloCare BASIC Glandless pumps** | 2219417 | ✆ |
| **WiloCare BASIC Glanded pumps** | 2219418 | ✆ |
| **WiloCare BASIC Block-/Norm-/SCP pumps**[1] | 2219573 | ✆ |
| **WiloCare BASIC Switchgears H&AC** | 2219574 | ✆ |
| **WiloCare BASIC Wilo-EFC** | 2219575 | ✆ |
| **WiloCare BASIC Booster Set 1-2 pumps** | 2162824 | ✆ |
| **WiloCare BASIC Booster Set 3-4 pumps** | 2219576 | ✆ |
| **WiloCare BASIC Booster Set 5-6 pumps** | 2219577 | ✆ |
| **WiloCare BASIC FFS (Single pump)** | 2162826 | ✆ |
| **WiloCare BASIC FFS (Double pump)** | 2162827 | ✆ |
| **WiloCare BASIC GEP-Rain** | 2219578 | ✆ |
| **WiloCare BASIC GEP-Process** | 2219579 | ✆ |

🚚 = ready for delivery, L = supply availability, C = approx. 2 weeks, K = approx. 4 weeks, AX = up to 16 weeks delivery time, please inquire for every order, A = on request, ✆ = please contact Wilo
Subject to change – all prices do not include VAT. Our General Terms of Delivery and Service apply (see www.wilo.com/legal) – valid from 01/01/2022 in Germany.

**Price group: PG16**

| Maintenance | | |
|---|---|---|
| **Type** | **Art no.** | |
| | | EUR |
| **WiloCare BASIC GEP-Mobile** | 2219580 | ✆ |
| **WiloCare BASIC GEP-Fire-SF** | 2219581 | ✆ |
| **WiloCare BASIC GEP-Fire-S**[1] | 2219582 | ✆ |
| **WiloCare BASIC GEP-Fire-H** | 2219583 | ✆ |
| **WiloCare BASIC Drainage pumps**[1] | 2219584 | ✆ |
| **WiloCare BASIC Lifting stations (Single)**[1] | 2219585 | ✆ |
| **WiloCare BASIC Lifting stations (Double)**[1] | 2219586 | ✆ |
| **WiloCare BASIC DrainLift XXL** | 2219419 | ✆ |
| **WiloCare BASIC EMUport/ Core** | 2219587 | ✆ |
| **WiloCare BASIC Pumps stations**[1] | 2219588 | ✆ |

[1)] Only possible in combination with a suitable switchgear

**Price group: PG16**

| Maintenance | | |
|---|---|---|
| **Type** | **Art no.** | |
| | | EUR |
| **WiloCare COMFORT Glandless pumps** | 2219420 | ✆ |
| **WiloCare COMFORT Glanded pumps** | 2219421 | ✆ |
| **WiloCare COMFORT Block-/Norm-/SCP pumps** | 2219422 | ✆ |
| **WiloCare COMFORT Switchgears H&AC** | 2219520 | ✆ |
| **WiloCare COMFORT Wilo-EFC** | 2219521 | ✆ |
| **WiloCare COMFORT Booster Set 1-2 pumps** | 2162834 | ✆ |
| **WiloCare COMFORT Booster Set 3-4 pumps** | 2219522 | ✆ |
| **WiloCare COMFORT Booster Set 5-6 pumps** | 2219523 | ✆ |
| **WiloCare COMFORT FFS (Single pump)** | 2162836 | ✆ |
| **WiloCare COMFORT FFS (Double pump)** | 2162837 | ✆ |
| **WiloCare COMFORT SiFire E** | 2219423 | ✆ |
| **WiloCare COMFORT SiFire EJ** | 2219424 | ✆ |
| **WiloCare COMFORT SiFire D** | 2219425 | ✆ |
| **WiloCare COMFORT SiFire DJ** | 2219426 | ✆ |
| **WiloCare COMFORT SiFire EEJ** | 2219427 | ✆ |
| **WiloCare COMFORT SiFire EDJ** | 2219428 | ✆ |
| **WiloCare COMFORT GEP-Rain** | 2219524 | ✆ |
| **WiloCare COMFORT GEP-Process** | 2219525 | ✆ |
| **WiloCare COMFORT GEP-Mobile** | 2219526 | ✆ |
| **WiloCare COMFORT GEP-Fire-SF** | 2219527 | ✆ |
| **WiloCare COMFORT GEP-Fire-S** | 2219429 | ✆ |
| **WiloCare COMFORT GEP-Fire-H** | 2219528 | ✆ |
| **WiloCare COMFORT Drainage pumps** | 2219430 | ✆ |
| **WiloCare COMFORT Lifting stations (Single)** | 2219431 | ✆ |
| **WiloCare COMFORT Lifting stations (Double)** | 2219432 | ✆ |
| **WiloCare COMFORT DrainLift XXL** | 2219433 | ✆ |
| **WiloCare COMFORT EMUport/ Core** | 2219529 | ✆ |
| **WiloCare COMFORT Pumps stations** | 2219434 | ✆ |

🚚 = ready for delivery, L = supply availability, C = approx. 2 weeks, K = approx. 4 weeks, AX = up to 16 weeks delivery time, please inquire for every order, A = on request, ✆ = please contact Wilo
Subject to change – all prices do not include VAT. Our General Terms of Delivery and Service apply (see www.wilo.com/legal) – valid from 01/01/2022 in Germany.

**Price group: PG16**

| Maintenance | | |
|---|---|---|
| **Type** | **Art no.** | |
| | | EUR |
| **WiloCare PREMIUM Glandless pumps** | 2219435 | ✆ |
| **WiloCare PREMIUM Glanded pumps** | 2219436 | ✆ |
| **WiloCare PREMIUM Block-/Norm-/SCP pumps** | 2219437 | ✆ |
| **WiloCare PREMIUM Switchgears H&AC** | 2219438 | ✆ |
| **WiloCare PREMIUM Wilo-EFC** | 2219439 | ✆ |
| **WiloCare PREMIUM Booster Set 1-2 pumps** | 2162843 | ✆ |
| **WiloCare PREMIUM Booster Set 3-4 pumps** | 2219440 | ✆ |
| **WiloCare PREMIUM Booster Set 5-6 pumps** | 2219441 | ✆ |
| **WiloCare PREMIUM FFS (Single pump)** | 2162845 | ✆ |
| **WiloCare PREMIUM FFS (Double pump)** | 2162846 | ✆ |
| **WiloCare PREMIUM SiFire E** | 2219442 | ✆ |
| **WiloCare PREMIUM SiFire EJ** | 2219443 | ✆ |
| **WiloCare PREMIUM SiFire D** | 2219444 | ✆ |
| **WiloCare PREMIUM SiFire DJ** | 2219445 | ✆ |
| **WiloCare PREMIUM SiFire EEJ** | 2219446 | ✆ |
| **WiloCare PREMIUM SiFire EDJ** | 2219447 | ✆ |
| **WiloCare PREMIUM GEP-Rain** | 2219448 | ✆ |
| **WiloCare PREMIUM GEP-Process** | 2219449 | ✆ |
| **WiloCare PREMIUM GEP-Mobile** | 2219450 | ✆ |
| **WiloCare PREMIUM GEP-Fire-SF** | 2219451 | ✆ |
| **WiloCare PREMIUM GEP-Fire-S** | 2219452 | ✆ |
| **WiloCare PREMIUM GEP-Fire-H** | 2219453 | ✆ |
| **WiloCare PREMIUM Drainage pumps** | 2219454 | ✆ |
| **WiloCare PREMIUM Lifting stations (Single)** | 2219455 | ✆ |
| **WiloCare PREMIUM Lifting stations (Double)** | 2219456 | ✆ |
| **WiloCare PREMIUM DrainLift XXL** | 2219457 | ✆ |
| **WiloCare PREMIUM EMUport/ Core** | 2219458 | ✆ |
| **WiloCare PREMIUM Pumps stations** | 2219459 | ✆ |

wilo

# CARING FOR WATER.
# WITH PASSION.



Effective – 1 January 2022
Value Added Tax not included.
Subject to change. In appliance of our
General Terms of Delivery and Service
(see www.wilo.com/legal)

WILO SE
Wilopark 1
44263 Dortmund
Germany
T +49 231 4102-0
F +49 231 4102-7363
wilo@wilo.com
www.wilo.com

Pioneering for You

More contact details at www.wilo.com