

Pioneering for You



2021 – North America – 60 Hz.

Stock and Quick Ship, MTO (Make to Order) Product Catalog

Pumps and systems for HVAC, water supply, drainage, and sewage.



GREEN SOLUTIONS FOR A BETTER CLIMATE.





A WILO COMPANY

WEIL
Pump

A WILO COMPANY

Scot
Pump

A WILO COMPANY

wilo®

American-Marsh Pumps

Vertical turbines, end suction, and inline pumps

4

Weil Pump

Heavy-duty pumps and systems for sump and sewage applications, accessories and controls

5

Scot Pump

Close-coupled cast iron, stainless steel, bronze and marine-specific pumps for OEM applications

10

WILO USA LLC

Pumps and systems for building services, water management, and groundwater applications






13





A WILO COMPANY






For over 140 years, American-Marsh Pumps has provided pumps and systems for the industrial, municipal, commercial and fire protection markets. The product offering includes end suction, process sump, non-clog, split-case, vertical multistage and ANSI process pumps as well as vertical and submersible turbines. The American-Marsh campus, featuring a 300,000-gallon test laboratory, is located in Collierville, Tennessee, and was acquired by WILO USA LLC in 2019.

Product	Line	Models	Application	Lead Time
	Open Lineshaft Bowl Assembly	14WS-1 Stage 12WS-2 Stage 12XS-2 Stage 10ZS-2 Stage 10ZS-3 Stage	Agriculture & Irrigation, Commercial/HVAC, Industrial, Municipal	24 hours Consult factory for enclosed lineshaft and additional models
	Submersible Pump End	8YC-Single Stage: 15 - 30 HP 8YC-2 Stage: 15 - 50 HP 8YC-2 Stage: 15 - 50 HP	Agriculture & Irrigation, Commercial, Industrial, Mining, Municipal	24 hours Consult factory for additional models
	REI Vertical Inline	2 x 2-5 up to 14 x 14-16	Agriculture & Irrigation, Commercial, Industrial, Municipal	2 weeks
	REC End Suction	1.25 x 2-5 up to 8 x 10-16	Agriculture & Irrigation, Commercial, Industrial, Municipal	2 weeks
	Gear Drives & VHS Motors		Agriculture & Irrigation, Commercial/HVAC, Industrial, Municipal	24 hours

Weil has long been at the forefront in the design and manufacturing of centrifugal pumps for construction, industrial, commercial, and municipal applications.








Dedicated to building a product that engineers can specify and contractors can sell and install with confidence, quality has always come first. All parts are machined and assembled in Weil's manufacturing facility in Cedarburg, Wisconsin. In addition to pumps, Weil manufactures removal systems, controls, valves, and plumbing accessories ensuring single-source accountability and trouble-free start-up and operation.




Weil's insistence on high-quality, rugged designs ensures the least maintenance over the life of the pump and yields the lowest lifecycle cost of any pump available. Additionally, Weil has an exclusive, national network of sales representatives whose interests and efforts continue even after the sale.

Product	Models	Type	Application	Lead Time
	1408-OSS - 1-1/4" Dis 1411-OSS - 2" Dis 1412-OSS - 1-1/2" Dis 1432-OSS - 2" Dis 1456-OSS - High Head	Elevator Pump with Oil Smart System (Elevator)	Commercial and Industrial Elevator Sump	2-3 business days
	1432	2" Submersible Wastewater Pump	Residential and Commercial Wet Wells and Elevator Pits	
	2448	1-1/4" Submersible Grinder Pump	Residential and Commercial	
	2613-2 (2") 2613-3 (3") 2613-4 (4") 2613-6 (6")	Submersible Pump Quick Removal Systems - Cast Iron	Wet Wells	
	2613-SS (2") 2613-SS (3") 2613-SS (4")	Submersible Pump Quick Removal Systems - Stainless Steel	Wet Wells	

Product	Models	Type	Application	Lead Time
	2616-2 2616-3 2616-4	Duplex Wastewater Valve Assembly: 90° Ball Check Valves(2) 4 Way Plug Valve(1)	Wet Wells	2-3 business days
	3701 (1") 3701 (1.5") 3701 (2")	Self-Primer Pump Cast Iron	Clear and Gray Water Pumping	
	3701 (1") 3701 (1.5") 3701 (2")	Self-Primer Pump Stainless Steel	Clear and Gray Water Pumping	
	8109	Simplex Pump Control Panel	Controls One Single-Phase Pump 115V 208-230V	
	8112	Simplex Pump Control Panel	Controls One Single-Phase Submersible or Vertical Pump 115V	
	8114	Simplex Pump Control Panel	Controls One Single-Phase Submersible or Vertical Pump 208-230V	
	8125	Magnetic Pump Control Panel	Controls One Single-Phase Motor with HOA Switch	

Product	Models	Type	Application	Lead Time
	8126	Magnetic Pump Motor Starter	Controls One Three-Phase Motor with HOA Switch	2-3 business days
	8131	Duplex Alternating Pump Control Panel	Controls Two Pumps 30 Amp Contactors	
	8223	Pressure Diaphragm Level Control – Pilot Duty (Use with Control Panel)	Wet Wells 115V Circuit Control	
	8224	Pressure Diaphragm Level Control – Piggyback: 115V Plug End	Wet Wells	
	8233	Tethered Level Control – Pilot Duty (Use with Control Panel)	Wet Wells	
	8234	Tethered Level Control – Pilot Duty (Use with Control Panel)	Wet Wells Intrinsically Safe	
	8235	Tethered Level Control	Wet Wells High Temperature	



Product	Models	Type	Application	Lead Time
	8241	Tethered Level Control – Dual Float Piggyback: 120V 230V	Wet Wells	2–3 business days
	8245	Tethered Level Control – Single Float Piggyback: 120V	Wet Wells	
	8251	Junction Box	Mounted above Wet Wells Cover	
	8262	PLC Level Transmitters	Industrial and Commercial Wastewater, Sump, Groundwater, water tanks, and general clear water	
	8341	High Water Remote Alarm Panel	Provides an audible alarm in event of high water condition. Requires a float	
	8400	Elevator Pump Components	Elevator Pump components feature Oil Smart Technology	
	1408 (1-1/4") 1411 (2") 1412 (1-1/2")	Submersible Wastewater Pump 115V	Residential and Commercial, Clear and Gray water	

Product	Models	Type	Application	Lead Time
	2411	2" Submersible Wastewater Pump 115V 2" Solids	Residential and Commercial	2-3 business days
	2417	2" Submersible Wastewater Grinder Pump 115V	Residential and Commercial	
	1453 (1-1/4") 1454 (1-1/2")	Submersible Wastewater Pump 115V	Residential and Commercial, Clear and Gray water-High Head	





Scot's roots began as a provider to the agricultural industry, primarily for the transferring and spreading of liquid fertilizers. Today, Scot has expanded their expertise to become a specialist in the manufacturing of close-coupled centrifugal pumps for the OEM, agriculture, HVAC, military, and industrial markets. Scot's manufacturing facility in Cedarburg, Wisconsin is in the heartland of some of America's finest automated foundries, where quality castings and gray iron, bronze, stainless steel, and aluminum are readily available.

Scot also operates a Marine Division located in Ft. Lauderdale, Florida, which provides all types of non-ferrous pumps and solutions for yachts and commercial vessels.

Product	Line	Models	Application	Lead Time
	Elite Cast Iron Motorpumps	4.5"–5.5" Impeller, 125' Head, 250 GPM 5.5"–6.5" Impeller, 175' Head, 450 GPM	OEM Agriculture Building Services	MTO 2 weeks or less*
	Classic Cast Iron Motorpumps	5.5" Impeller, 140' Head, 400 GPM 6.5" Impeller, 200' Head, 1600 GPM 9.0" Impeller, 375' Head, 1050 GPM		
	Elite Cast 304SS Stainless Motorpumps	4.5"–5.5" Impeller, 125' Head, 125 GPM		
	Elite Cast 316SS Stainless Motorpumps	5.5"–6.5" Impeller, 125' Head, 450 GPM		
	Classic Cast 316SS Stainless Motorpumps	5.5" Impeller, 140' Head, 450 GPM		

Product	Line	Models	Application	Lead Time
	Classic Bronze Motorpumps	5.5" Impeller, 135' Head, 400 GPM 6.5" Impeller, 200' Head, 1100 GPM 9.0" Impeller, 375' Head, 180 GPM	OEM Agriculture Building Services	MTO 2 weeks or less*
	Cast Iron Vertical Sealless Motorpumps	90 PSI at 550 GPM		
	Cast Stainless Vertical Sealless Motorpumps	68 PSI at 400 GPM		
	Self-Priming Motorpumps	100' Head with 375 GPM		
	Cast Iron Framepumps	5.5" Impeller, 140' Head, 140 GPM 5.5"-6.5" Impeller, 175' Head, 600 GPM 8.0"-10.0" Impeller, 400' Head, 2500 GPM		
	Cast 316SS Stainless Framepumps	5.5" Impeller, 145' Head, 375 GPM		
	End Gun Booster	481 EGB, 90' Head, 250 GPM		

*MTO (Make to Order) = All products are assembled per order to your exacting specifications.

Product	Line	Models	Application	Lead Time
	Cast Iron Framepump Pressure Seal	Belt Driven, Belt Driven Clutch, or Hydraulic: 140' Head with 350 GPM	OEM Agriculture Building Services	MTO 2 weeks or less*
	Cast 316SS Stainless Framepump Pressure Seal	Belt Driven, Belt Driven Clutch, or Hydraulic: 140' Head with 350 GPM		
	Cast Iron Self-Priming SSP	54 PSI at 85 GPM		2-3 business days
	Cast Stainless Self-Priming SSP-S	54 PSI at 85 GPM		







*MTO (Make to Order) = All products are assembled per order to your exacting specifications.



Wilo USA LLC is a subsidiary of Wilo SE, headquartered in Dortmund, Germany. The Wilo Group is one of the world's leading premium suppliers of pumps and pump systems for building services, water management, and the industrial sector. Today, Wilo has around 8000 employees worldwide. With innovative solutions, smart products, and individual services, we provide the clever, efficient, and climate-friendly service of keeping water flowing. We already are the digital pioneer within the industry with our products and solutions, processes, and business models. In 2017 Wilo acquired Scot Pump, Weil Pump, and component manufacturer Karak Machine Corporation. Wilo acquired Tennessee manufacturer American-Marsh Pumps in 2019.

Product	Line	Type	Application	Lead Time
	Star-S	3-Speed Wet Rotor Circulators	Hot Water Heating Systems, Cold Water, AC Systems, Water/Glycol Concentrations up to 50%, Solar, Geothermal	24 hours Orders of 10+ could take an extra 1-2 business days
	Star	Residential Wet Rotor Circulator	Hot Water Heating Systems, Cold Water, AC Systems, Water/Glycol Concentrations up to 50%, Solar, Geothermal	
	Star-Z	Stainless Steel 3-Speed Wet Rotor Circulator	Potable Water Systems, AC Systems, Open Systems – Heating or Cooling, Industrial Circulation, Water/Glycol Concentrations up to 50%, Solar, Geothermal	
	Startos MAXO	High Efficiency Smart Circulator	Hot Water Heating Systems, AC Systems, Closed Cooling Circuits, Industrial Circulation Systems	
	Stratos MAXO-D	High Efficiency Double Smart Circulator	Hot Water Heating Systems, AC Systems, Closed Cooling Circuits, Industrial Circulation Systems	

Product	Line	Type	Application	Lead Time
	Stratos MAXO-Z	High Efficiency Circulator	Drinking Water, Domesic Hot Water, Circulation Systems, Hot Water Heating Systems, AC Systems, Closed Cooling Circuits, Industrial Circulation Systems	<p>24 hours Orders of 10+ could take an extra 1-2 business days</p>
	Stratos	High Efficiency Circulator	Hot Water Heating Systems, Closed Cooling Circuits, AC Systems, Water/Glycol Concentrations up to 50%, Solar, Geothermal	
	Strato-Z	High Efficiency DHW Circulator	Domestic Hot Water, Closed Cooling Circuits, HVAC Systems, Industrial Circulation, Solar, Geothermal	
	Stratos-GIGA	High Efficiency In-line Pump	Hot Water Heating Systems, Industrial Circulation, Closed Cooling Circuits, AC systems, Solar/Geothermal	
	Helix EXCEL	High Efficiency Multistage Pumps, Single-Pump Booster	Water Supply and Pressure Boosting, Process Water, Washing/Sprinkling, Industrial Circulation, Cooling Circuits, Agriculture/Irrigation	
	Rexa CUT	Submersible Sewage Pumps with Macerator	Domestic Sewage, Municipal Pressure Sewer, Residential Pressure Sewer	
	ECC	Submersible Sump Pumps	Sump & Effluent, Dewatering, Drainage	

Product	Line	Type	Application	Lead Time
	ECS	Submersible Sump Pumps	Sump & Effluent, Dewatering, Drainage	24 hours Orders of 10+ could take an extra 1-2 business days
	WCC	Sewage/Effluent Pumps	Residential Sewage & Effluent, Drainage	
	TWI 4"	4" Stainless Steel Submersible Well Pumps	Potable Water Supply, Irrigation, Municipal, Pressure Boosting, Agriculture, Industrial Process	24 hours Orders of 10+ could take an extra 2-3 business days
	TWU 4"	4" Stainless Steel Well Pumps with Noryl Impellers	Potable Water Supply, Irrigation, Municipal, Pressure Boosting, Agriculture, Industrial Process	
	SPI 6", 7"	6", 7" Stainless Steel Well Pumps	Potable Water Supply, Irrigation, Municipal, Pressure Boosting, Agriculture, Industrial Process	
	Motors (4", 6", 7")	4", 6", 7" Submersible Motors	Potable Water Supply, Irrigation, Municipal, Pressure Boosting, Agriculture, Industrial Process	



STKD-CT-001-0221

American-Marsh Pumps

+1 901-860-2300

www.american-marsh.com

amp@wilo.com

Weil Pump

+1 262-377-1399

www.weilpump.com

weil.sales@wilo.com

Scot Pump

+1 262-377-7000

www.scotpump.com

scot.sales@wilo.com

WILO USA LLC

+1 262-204-6600

www.wilo-usa.com

info.us@wilo.com