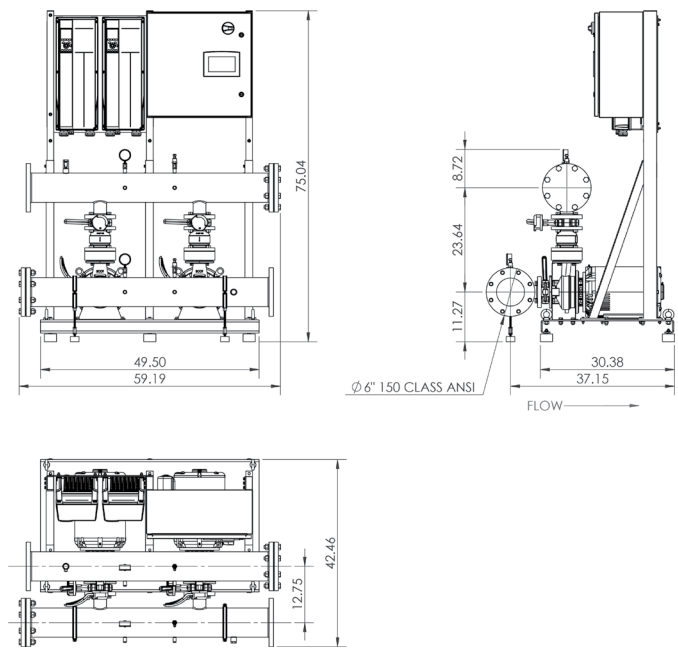
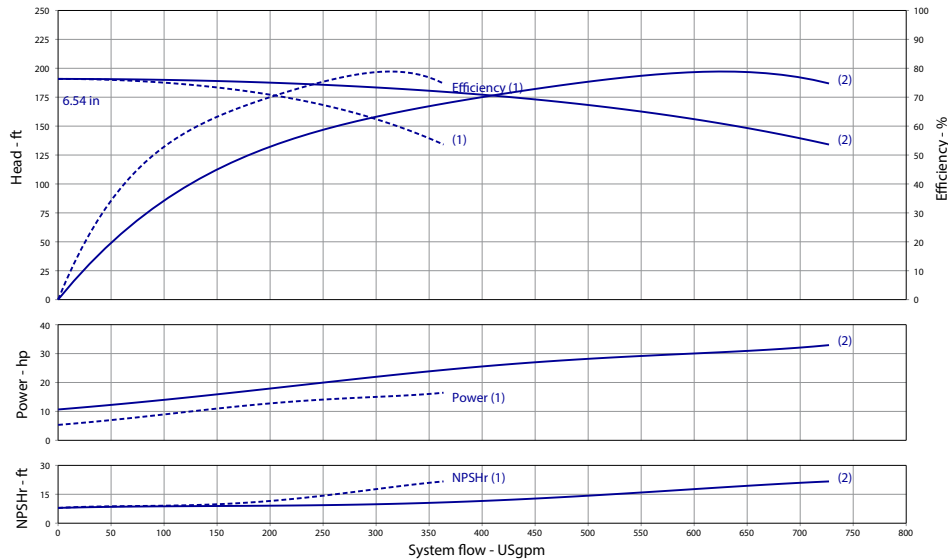


Wilo-WiBooster

		Project:					
		Engineer:					
		Contractor:					
		Submitted By:			Date:		
		Approved By:			Date:		
Tag #	Model #	Flow	Head	HP/Pump	Cycle	Phase	Voltage
	WiBooster 2/327/A1/ODP			20	60Hz		

Article Number: 3311253



Product Info

Brand	Wilo
Product Description	WiBooster 2/327/A1/315/ODP

Construction Materials

Pump Volute	304 Stainless Steel
Impeller	304 Stainless Steel
Shaft	304 Stainless Steel
Elastomers	EPDM
Isolation Valves	Butterfly, SS Stem/Disc, EPDM Seal
Manifolds	304 Stainless Steel, ANSI-Flanged
Check Valves	Stainless Steel, Non-Slam, Plunger Type with EPDM Seal
Mechanical Seal	Type 21
Pressure Transducers	316 Stainless Steel
Pressure Gauges	304/316 Stainless Steel
System Base	Plated Steel
Vibration Isolators	Neoprene, Height-Adjustable

Motor Data

Motor Power Supply	3~208-230V
Enclosure	ODP
Efficiency	NEMA Premium
Horsepower/Pump	20
Enclosure Material	Rolled Steel/Cast Iron
Motor Protection Class	IP54
Insulation Class	F

Hydraulic Data

Max Operating Pressure	150 PSI
Max Inlet Pressure	75 PSI
Min. Fluid Temp.	40°F
Max Fluid Temp.	140°F
Min. Ambient Temp	32°F
Max. Ambient Temp	104°F

Panel Info

Power Supply	3~208-230
Enclosure	NEMA 12 (3R Available on Request)
Standard	Meets UL 508A
VFD's	Danfoss FC-101/FC-202

PLC Info

User Interface	7" Color Touchscreen
Display Resolution	800 x 480 Pixels
Supply Voltage	24VDC
Max Current	320mA @24V
Analog Inputs/Outputs	9/2
Digital Inputs/Outputs	18/17
Communications	ModBUS Standard (BacNET, LONWorks Optional)
Ethernet Port	RJ45 (10/100Mbps)
Additional Ports	USB 2.0, Micro-SD

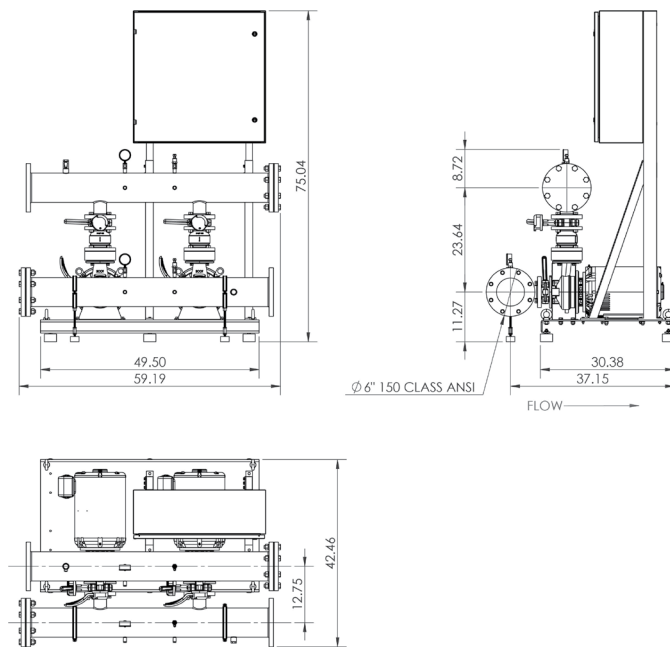
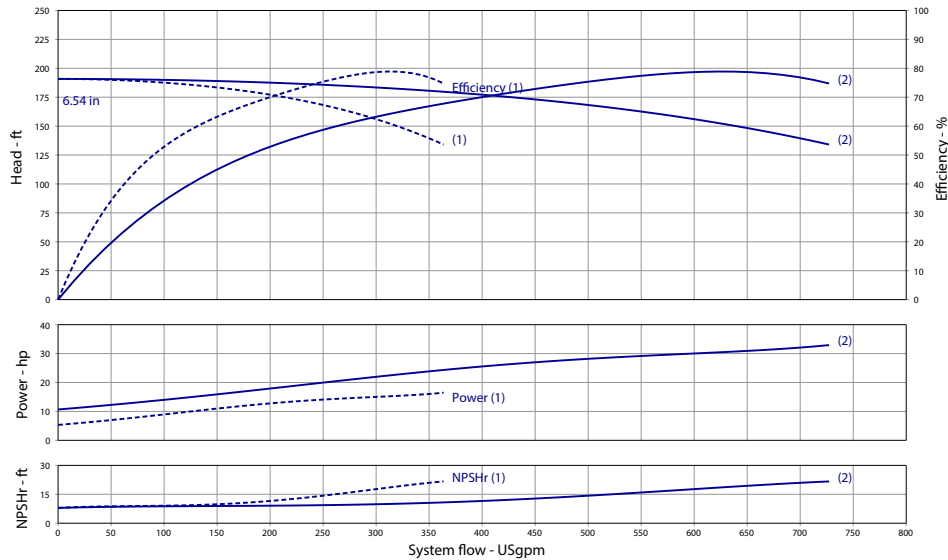
Duplex	Full Flow Connection (in)			Half Flow Connection (in)		
	3~208-230V	3~460V	3~575V	3~208-230V	3~460V	3~575V
Panel Dimensions (HxWxD)	24x24x8	30x39x12	24x24x8	24x24x8	30x39x12	24x24x8
Full Load Amps (Per Pump)	47	23.5	19	47	23.5	19
Panel Weight (lbs)	95	126.6	88	95	126.6	88
External VFD Weight (ea - lbs)	60	X	50	60	X	50
Pump Weight (ea - lbs)	216	216	216	216	216	216
System Weight (lbs)	1310	1165	1285	1230	1085	1210



Wilo-WiBooster

		Project:					
		Engineer:					
		Contractor:					
		Submitted By:			Date:		
		Approved By:			Date:		
Tag #	Model #	Flow	Head	HP/Pump	Cycle	Phase	Voltage
	WiBooster 2/327/A1/ODP			20	60Hz		

Article Number: 3311271



Product Info

Brand	Wilo
Product Description	WiBooster 2/327/A1/315/ODP

Construction Materials

Pump Volute	304 Stainless Steel
Impeller	304 Stainless Steel
Shaft	304 Stainless Steel
Elastomers	EPDM
Isolation Valves	Butterfly, SS Stem/Disc, EPDM Seal
Manifolds	304 Stainless Steel, ANSI-Flanged
Check Valves	Stainless Steel, Non-Slam, Plunger Type with EPDM Seal
Mechanical Seal	Type 21
Pressure Transducers	316 Stainless Steel
Pressure Gauges	304/316 Stainless Steel
System Base	Plated Steel
Vibration Isolators	Neoprene, Height-Adjustable

Motor Data

Motor Power Supply	3-460V
Enclosure	ODP
Efficiency	NEMA Premium
Horsepower/Pump	20
Enclosure Material	Rolled Steel/Cast Iron
Motor Protection Class	IP54
Insulation Class	F

Hydraulic Data

Max Operating Pressure	150 PSI
Max Inlet Pressure	75 PSI
Min. Fluid Temp.	40°F
Max Fluid Temp.	140°F
Min. Ambient Temp	32°F
Max. Ambient Temp	104°F

Panel Info

Power Supply	3-460
Enclosure	NEMA 12 (3R Available on Request)
Standard	Meets UL 508A
VFD's	Danfoss FC-101/FC-202

PLC Info

User Interface	7" Color Touchscreen
Display Resolution	800 x 480 Pixels
Supply Voltage	24VDC
Max Current	320mA @24V
Analog Inputs/Outputs	9/2
Digital Inputs/Outputs	18/17
Communications	ModBUS Standard (BacNET, LONWorks Optional)
Ethernet Port	RJ45 (10/100Mbps)
Additional Ports	USB 2.0, Micro-SD

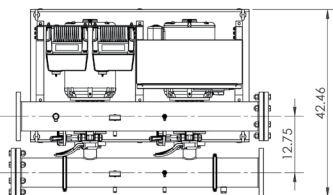
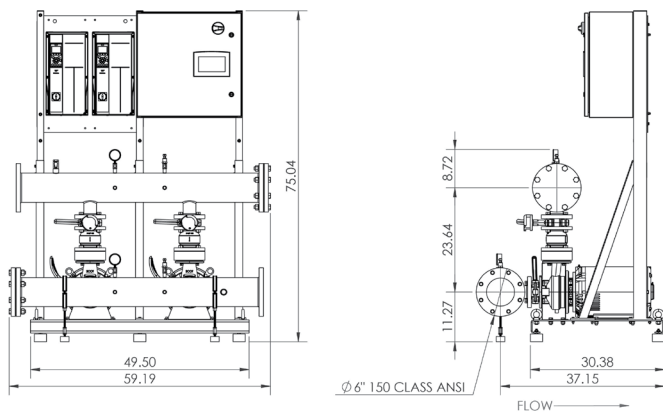
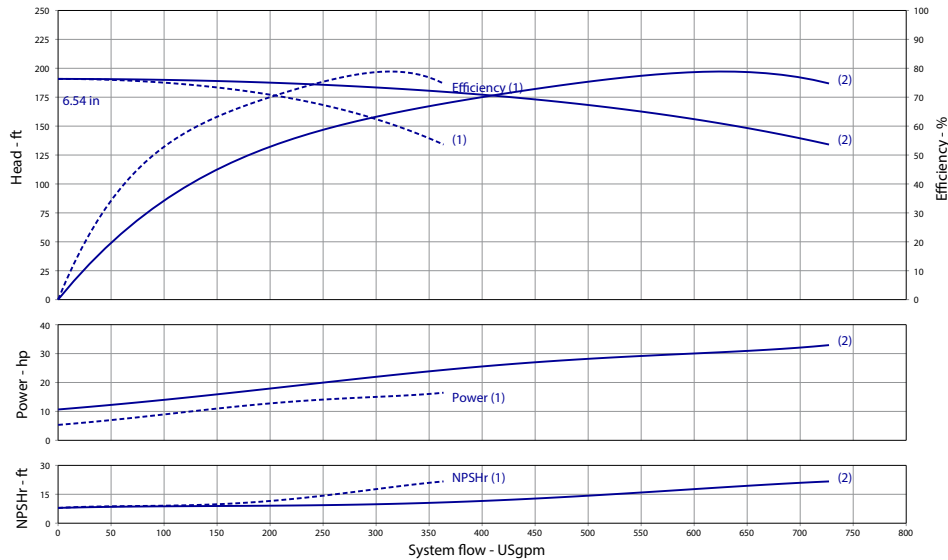
Duplex	Full Flow Connection (in)			Half Flow Connection (in)		
	3~208-230V	3~460V	3~575V	3~208-230V	3~460V	3~575V
Panel Dimensions (HxWxD)	24x24x8	30x39x12	24x24x8	24x24x8	30x39x12	24x24x8
Full Load Amps (Per Pump)	47	23.5	19	47	23.5	19
Panel Weight (lbs)	95	126.6	88	95	126.6	88
External VFD Weight (ea - lbs)	60	X	50	60	X	50
Pump Weight (ea - lbs)	216	216	216	216	216	216
System Weight (lbs)	1310	1165	1285	1230	1085	1210



Wilo-WiBooster

		Project:					
		Engineer:					
		Contractor:					
		Submitted By:			Date:		
		Approved By:			Date:		
Tag #	Model #	Flow	Head	HP/Pump	Cycle	Phase	Voltage
	WiBooster 2/327/A1/ODP			20	60Hz		

Article Number: 3311289



Duplex	Full Flow Connection (in)			Half Flow Connection (in)		
	3~208-230V	3~460V	3~575V	3~208-230V	3~460V	3~575V
Phase and Voltage	24x24x8	30x39x12	24x24x8	24x24x8	30x39x12	24x24x8
Full Load Amps (Per Pump)	47	23.5	19	47	23.5	19
Panel Weight (lbs)	95	126.6	88	95	126.6	88
External VFD Weight (ea - lbs)	60	X	50	60	X	50
Pump Weight (ea - lbs)	216	216	216	216	216	216
System Weight (lbs)	1310	1165	1285	1230	1085	1210

Product Info

Brand	Wilo
Product Description	WiBooster 2/327/A1/315/ODP

Construction Materials

Pump Volute	304 Stainless Steel
Impeller	304 Stainless Steel
Shaft	304 Stainless Steel
Elastomers	EPDM
Isolation Valves	Butterfly, SS Stem/Disc, EPDM Seal
Manifolds	304 Stainless Steel, ANSI-Flanged
Check Valves	Stainless Steel, Non-Slam, Plunger Type with EPDM Seal
Mechanical Seal	Type 21
Pressure Transducers	316 Stainless Steel
Pressure Gauges	304/316 Stainless Steel
System Base	Plated Steel
Vibration Isolators	Neoprene, Height-Adjustable

Motor Data

Motor Power Supply	3~575V
Enclosure	ODP
Efficiency	NEMA Premium
Horsepower/Pump	20
Enclosure Material	Rolled Steel/Cast Iron
Motor Protection Class	IP54
Insulation Class	F

Hydraulic Data

Max Operating Pressure	150 PSI
Max Inlet Pressure	75 PSI
Min. Fluid Temp.	40°F
Max Fluid Temp.	140°F
Min. Ambient Temp	32°F
Max. Ambient Temp	104°F

Panel Info

Power Supply	3~575
Enclosure	NEMA 12 (3R Available on Request)
Standard	Meets UL 508A
VFD's	Danfoss FC-101/FC-202

PLC Info

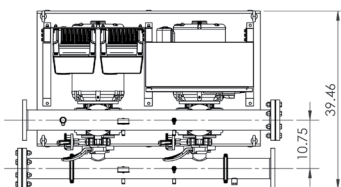
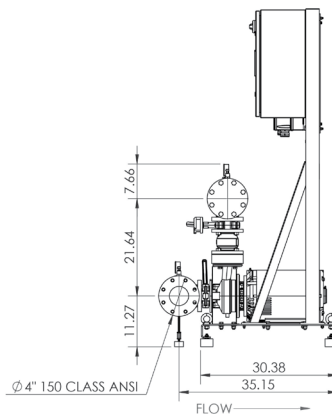
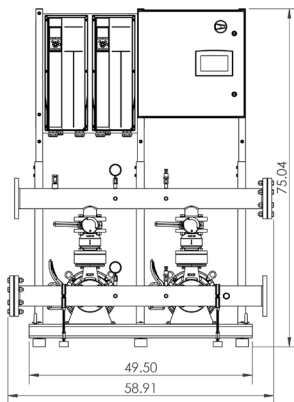
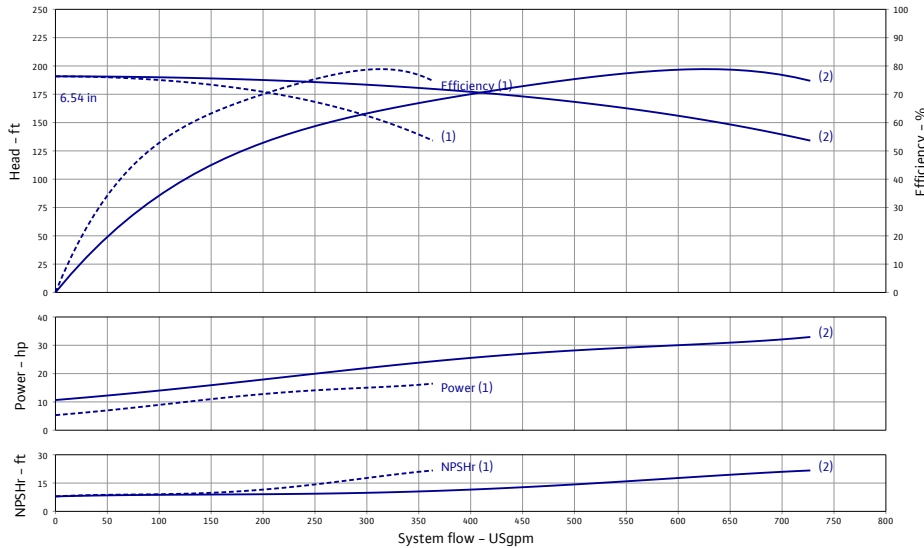
User Interface	7" Color Touchscreen
Display Resolution	800 x 480 Pixels
Supply Voltage	24VDC
Max Current	320mA @24V
Analog Inputs/Outputs	9/2
Digital Inputs/Outputs	18/17
Communications	ModBUS Standard (BacNET, LONWorks Optional)
Ethernet Port	RJ45 (10/100Mbps)
Additional Ports	USB 2.0, Micro-SD

Approval Stamp

Wilo-WiBooster

		Project:					
		Engineer:					
		Contractor:					
		Submitted By:			Date:		
		Approved By:			Date:		
Tag #	Model #	Flow	Head	HP/Pump	Cycle	Phase	Voltage
	WiBooster 2/327/A2/ODP			20	60Hz		

Article Number: 3313250



Product Info

Brand	Wilo
Product Description	WiBooster 2/327/A2/315/ODP

Construction Materials

Pump Volute	304 Stainless Steel
Impeller	304 Stainless Steel
Shaft	304 Stainless Steel
Elastomers	EPDM
Isolation Valves	Butterfly, SS Stem/Disc, EPDM Seal
Manifolds	304 Stainless Steel, ANSI-Flanged
Check Valves	Stainless Steel, Non-Slam, Plunger Type with EPDM Seal
Mechanical Seal	Type 21
Pressure Transducers	316 Stainless Steel
Pressure Gauges	304/316 Stainless Steel
System Base	Plated Steel
Vibration Isolators	Neoprene, Height-Adjustable

Motor Data

Motor Power Supply	3~208-230V
Enclosure	ODP
Efficiency	NEMA Premium
Horsepower/Pump	20
Enclosure Material	Rolled Steel/Cast Iron
Motor Protection Class	IP54
Insulation Class	F

Hydraulic Data

Max Operating Pressure	150 PSI
Max Inlet Pressure	75 PSI
Min. Fluid Temp.	40°F
Max Fluid Temp.	140°F
Min. Ambient Temp	32°F
Max. Ambient Temp	104°F

Panel Info

Power Supply	3~208-230
Enclosure	NEMA 12 (3R Available on Request)
Standard	Meets UL 508A
VFD's	Danfoss FC-101/FC-202

PLC Info

User Interface	7" Color Touchscreen
Display Resolution	800 x 480 Pixels
Supply Voltage	24VDC
Max Current	320mA @24V
Analog Inputs/Outputs	9/2
Digital Inputs/Outputs	18/17
Communications	ModBUS Standard (BacNET, LONWorks Optional)
Ethernet Port	RJ45 (10/100Mbps)
Additional Ports	USB 2.0, Micro-SD

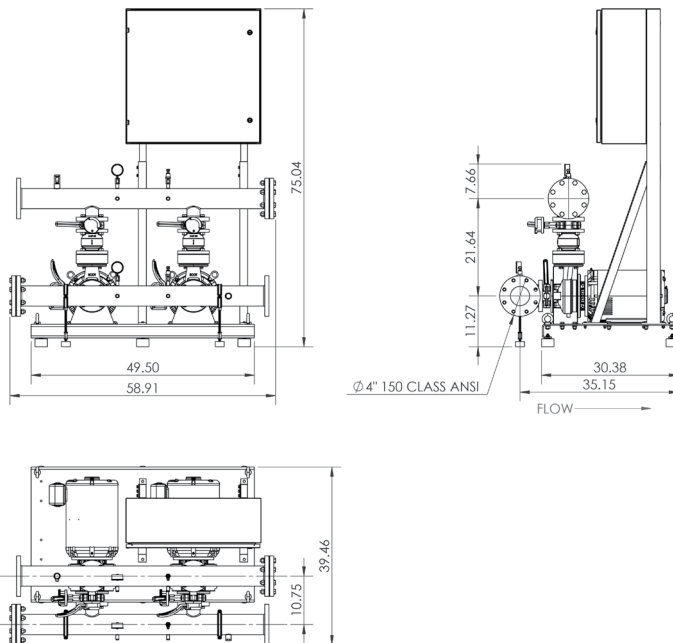
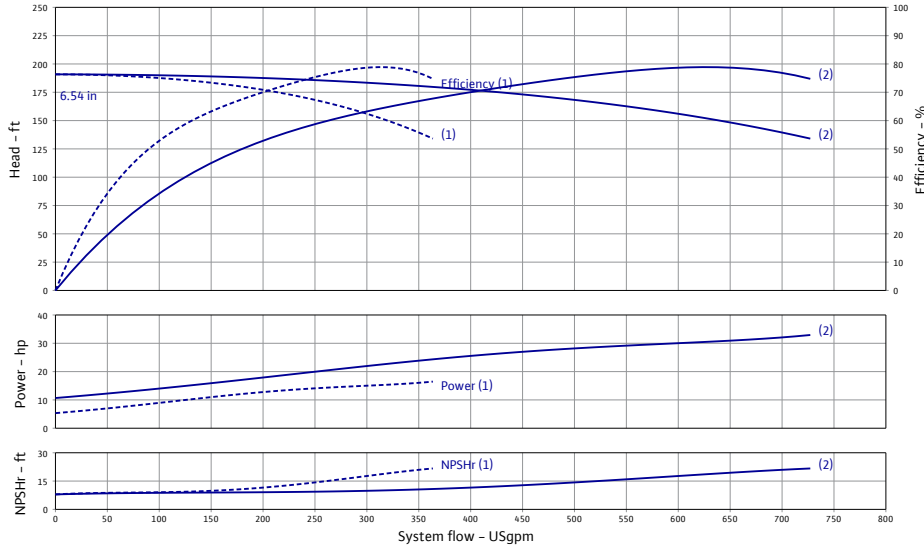
Duplex	Full Flow Connection (in)			Half Flow Connection (in)		
	3~208-230V	3~460V	3~575V	3~208-230V	3~460V	3~575V
Panel Dimensions (HxWxD)	24x24x8	30x39x12	24x24x8	24x24x8	30x39x12	24x24x8
Full Load Amps (Per Pump)	47	23.5	19	47	23.5	19
Panel Weight (lbs)	95	126.6	88	95	126.6	88
External VFD Weight (ea - lbs)	60	X	50	60	X	50
Pump Weight (ea - lbs)	216	216	216	216	216	216
System Weight (lbs)	1310	1165	1285	1230	1085	1210

Approval Stamp

Wilo-WiBooster

		Project:					
		Engineer:					
		Contractor:					
		Submitted By:			Date:		
		Approved By:			Date:		
Tag #	Model #	Flow	Head	HP/Pump	Cycle	Phase	Voltage
	WiBooster 2/327/A2/ODP			20	60Hz		

Article Number: 3313267



Product Info

Brand	Wilo
Product Description	WiBooster 2/327/A2/315/ODP

Construction Materials

Pump Volute	304 Stainless Steel
Impeller	304 Stainless Steel
Shaft	304 Stainless Steel
Elastomers	EPDM
Isolation Valves	Butterfly, SS Stem/Disc, EPDM Seal
Manifolds	304 Stainless Steel, ANSI-Flanged
Check Valves	Stainless Steel, Non-Slam, Plunger Type with EPDM Seal
Mechanical Seal	Type 21
Pressure Transducers	316 Stainless Steel
Pressure Gauges	304/316 Stainless Steel
System Base	Plated Steel
Vibration Isolators	Neoprene, Height-Adjustable

Motor Data

Motor Power Supply	3-460V
Enclosure	ODP
Efficiency	NEMA Premium
Horsepower/Pump	20
Enclosure Material	Rolled Steel/Cast Iron
Motor Protection Class	IP54
Insulation Class	F

Hydraulic Data

Max Operating Pressure	150 PSI
Max Inlet Pressure	75 PSI
Min. Fluid Temp.	40°F
Max Fluid Temp.	140°F
Min. Ambient Temp	32°F
Max. Ambient Temp	104°F

Panel Info

Power Supply	3-208-230/460/575
Enclosure	NEMA 12 (3R Available on Request)
Standard	Meets UL 508A
VFD's	Danfoss FC-101/FC-202

PLC Info

User Interface	7" Color Touchscreen
Display Resolution	800 x 480 Pixels
Supply Voltage	24VDC
Max Current	320mA @24V
Analog Inputs/Outputs	9/2
Digital Inputs/Outputs	18/17
Communications	ModBUS Standard (BacNET, LONWorks Optional)
Ethernet Port	RJ45 (10/100Mbps)
Additional Ports	USB 2.0, Micro-SD

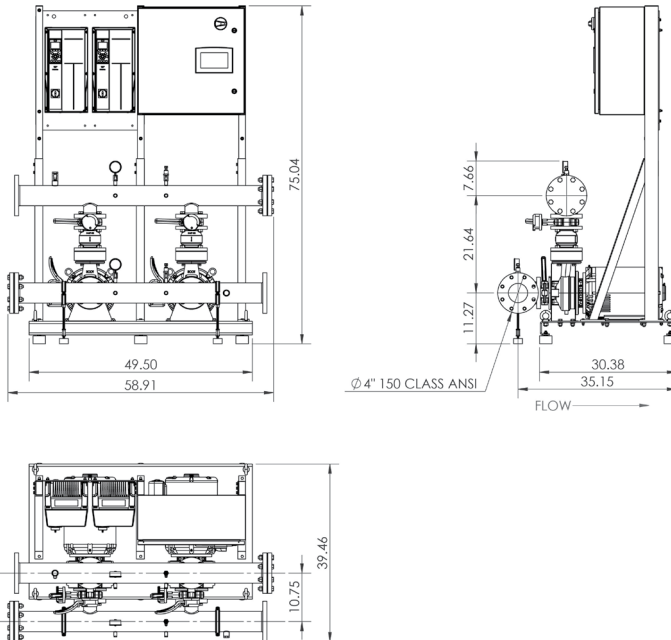
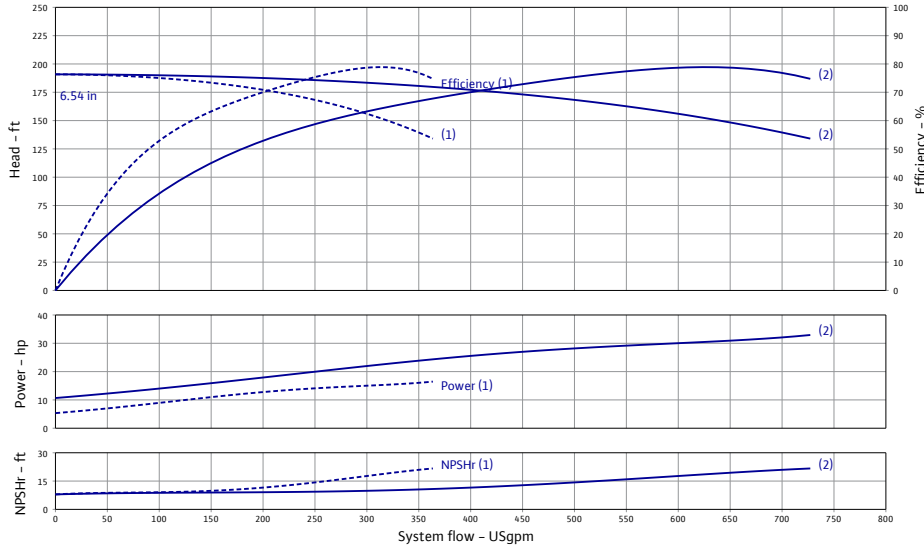
Duplex	Full Flow Connection (in)			Half Flow Connection (in)		
	3~208-230V	3~460V	3~575V	3~208-230V	3~460V	3~575V
Panel Dimensions (HxWxD)	24x24x8	30x39x12	24x24x8	24x24x8	30x39x12	24x24x8
Full Load Amps (Per Pump)	47	23.5	19	47	23.5	19
Panel Weight (lbs)	95	126.6	88	95	126.6	88
External VFD Weight (ea - lbs)	60	X	50	60	X	50
Pump Weight (ea - lbs)	216	216	216	216	216	216
System Weight (lbs)	1310	1165	1285	1230	1085	1210



Wilo-WiBooster

		Project:					
		Engineer:					
		Contractor:					
		Submitted By:			Date:		
		Approved By:			Date:		
Tag #	Model #	Flow	Head	HP/Pump	Cycle	Phase	Voltage
	WiBooster 2/327/A2/ODP			20	60Hz		

Article Number: 3323571



Product Info

Brand	Wilo
Product Description	WiBooster 2/327/A2/315/OPD

Construction Materials

Pump Volute	304 Stainless Steel
Impeller	304 Stainless Steel
Shaft	304 Stainless Steel
Elastomers	EPDM
Isolation Valves	Butterfly, SS Stem/Disc, EPDM Seal
Manifolds	304 Stainless Steel, ANSI-Flanged
Check Valves	Stainless Steel, Non-Slam, Plunger Type with EPDM Seal
Mechanical Seal	Type 21
Pressure Transducers	316 Stainless Steel
Pressure Gauges	304/316 Stainless Steel
System Base	Plated Steel
Vibration Isolators	Neoprene, Height-Adjustable

Motor Data

Motor Power Supply	3-575V
Enclosure	ODP
Efficiency	NEMA Premium
Horsepower/Pump	20
Enclosure Material	Rolled Steel/Cast Iron
Motor Protection Class	IP54
Insulation Class	F

Hydraulic Data

Max Operating Pressure	150 PSI
Max Inlet Pressure	75 PSI
Min. Fluid Temp.	40°F
Max Fluid Temp.	140°F
Min. Ambient Temp	32°F
Max. Ambient Temp	104°F

Panel Info

Power Supply	3-575
Enclosure	NEMA 12 (3R Available on Request)
Standard	Meets UL 508A
VFD's	Danfoss FC-101/FC-202

PLC Info

User Interface	7" Color Touchscreen
Display Resolution	800 x 480 Pixels
Supply Voltage	24VDC
Max Current	320mA @24V
Analog Inputs/Outputs	9/2
Digital Inputs/Outputs	18/17
Communications	ModBUS Standard (BacNET, LONWorks Optional)
Ethernet Port	RJ45 (10/100Mbps)
Additional Ports	USB 2.0, Micro-SD

Duplex	Full Flow Connection (in)			Half Flow Connection (in)		
	3~208-230V	3~460V	3~575V	3~208-230V	3~460V	3~575V
Phase and Voltage	24x24x8	30x39x12	24x24x8	24x24x8	30x39x12	24x24x8
Panel Dimensions (HxWxD)	24x24x8	30x39x12	24x24x8	24x24x8	30x39x12	24x24x8
Full Load Amps (Per Pump)	47	23.5	19	47	23.5	19
Panel Weight (lbs)	95	126.6	88	95	126.6	88
External VFD Weight (ea - lbs)	60	X	50	60	X	50
Pump Weight (ea - lbs)	216	216	216	216	216	216
System Weight (lbs)	1310	1165	1285	1230	1085	1210

