Pioneering for You

Building Services

Reference Price List 2019

Heating, Air-Conditioning, Cooling, Water Supply, Drainage and Sewage

Pumps, Pump Systems and Components



NOW.
PUMP TECHNOLOGY OF THE FUTURE.



WILO-STRATOS PICO:
THE HIGHEST DEGREE OF EFFICIENCY AND OPERATING CONVENIENCE.

The Wilo-Stratos PICO exemplifies efficient energy usage and resource conservation. In addition to its low power consumption and intelligent control functions, this premium high-efficiency pump also has self-protection programmes and is extremely user-friendly.

WILO BRINGS THE FUTURE.

Choose forward-looking technology:
www.wilo.com/stratos-pico

Pioneering for You

wilo

Overview

General notes	from page 12
Price groups and supply availability	12
General notes and abbreviations	13
Quickfinder	594



Product range: Heating, air-conditioning, cooling	from page 21
Heating, air-conditioning, cooling	21
Solar thermal, geothermal, systems	119
Domestic hot water	120
Systems	135
Accessories	143



Product range: Water supply	from page 210
Rainwater utilisation	210
Domestic water supply	216
Pressure boosting	237
Fire fighting	359
Accessories	386
Raw water intake	399



Product range: Drainage and sewage	from page 442
Dewatering/flood protection	442
Wastewater collection and transport	467
Accessories	579

Service units, mechanical seals, commissioning	from page 591

= supply availability, L = on stock, C = 2 weeks, K = 4 weeks, A = on request, = please contact Wilo
Subject to change – all prices do not include VAT. Our General Terms of Delivery and Service apply (see www.wilo.com/legal) – valid from 01/01/2019,

Heating, air-conditioning, cooling

Glandless premium smart pumps/ high-efficiency pumps		page 21
Single pumps	Wilo-Stratos PICO	21
	Wilo-Yonos PICO	23
	Wilo-Varios PICO	25
Double pumps	Wilo-Yonos PICO-D	27
Single pumps	Wilo-Yonos ECO...-BMS	28
	Wilo-Stratos MAXO	29
Double pumps	Wilo-Stratos MAXO-D	33
Single pumps	Wilo-Stratos	36
Double pumps	Wilo-Stratos-D	39
Single pumps	Wilo-Yonos MAXO	41
Double pumps	Wilo-Yonos MAXO-D	43

Standard glandless circulation pumps for non-EU markets		page 199
Single pumps	Wilo-Star-RS	199
Double pumps	Wilo-Star-RSD	201
Single pumps	Wilo-TOP-S	202
Double pumps	Wilo-TOP-SD	204
Single pumps	Wilo-TOP-RL	206
	Wilo-Star-STG	207

Glanded high-efficiency pumps		page 45
Single pumps	Wilo-Stratos GIGA	45
Double pumps	Wilo-Stratos GIGA-D	48
Single pumps	Wilo-Stratos GIGA B	51

Glanded energy-saving pumps		page 54
Single pumps	Wilo-VeroLine-IP-E	54
Double pumps	Wilo-VeroTwin-DP-E	56
Single pumps	Wilo-CronoLine-IL-E	58
Double pumps	Wilo-CronoTwin-DL-E	62
Single pumps	Wilo-CronoBloc-BL-E	65

Glanded standard pumps		page 69
Single pumps	Wilo-VeroLine-IPL	69
Double pumps	Wilo-VeroTwin-DPL	72
Single pumps	Wilo-CronoLine-IL	75
Double pumps	Wilo-CronoTwin-DL	85

Glanded special pumps		page 90
Single pumps	Wilo-VeroLine-IPH-W	90
Single pumps	Wilo-VeroLine-IPH-O	92

Heating, air-conditioning, cooling

Glanded monobloc pumps		page 94
Single pumps	Wilo-BAC	94
	Wilo-CronoBloc-BL	95

Glanded norm pumps		page 104
Single pumps	Wilo-CronoNorm-NL	104
	Wilo-CronoNorm-NLG	116
	Wilo-VeroNorm-NPG	117

Glanded axially split case pumps		page 118
Single pumps	Wilo-SCP	118

Solar thermal, geothermal, systems

Glandless high-efficiency pumps		page 119
Single pumps	Wilo-Yonos PICO-STG	119

Domestic hot water

Glandless premium smart-pumps/ high-efficiency pumps		page 120
Single pumps	Wilo-Star-Z NOVA	120
	Wilo-Stratos PICO-Z	122
	Wilo-Stratos MAXO-Z	123
	Wilo-Stratos-Z	125
Double pumps	Wilo-Stratos-ZD	127
Single pumps	Wilo-Yonos MAXO-Z	128

Glandless standard pumps		page 130
Single pumps	Wilo-Star-Z	130
Double pumps	Wilo-Star-ZD	131
Single pumps	Wilo-TOP-Z	132

Glanded special pumps		page 134
Single pumps	Wilo-VeroLine-IP-Z	134

Systems

Systems		page 135
	Wilo-SiFlux	135
	Wilo-Plavis 011-C	137
	Wilo-Plavis 013-C	138
	Wilo-Plavis 015-C	139
	Wilo-SiClean	140
	Wilo-SiClean Comfort	141

Accessories

Mechanical accessories		**page 143**
	Pipe assembly/installation/adapter fitting	143
	Wall fixation/installation on a base	149
	Thermal insulation	154
Electrical accessories		**page 157**
Pump Control	Wilo-VR-HVAC system	157
	Wilo-CC-HVAC system	160
	Wilo-CCe-HVAC system	163
	Wilo-SCe-HVAC system	168
	Wilo-SC/SC-FC-HVAC system	170
	Wilo-EFC	175
	Wilo-interface modules (IF-Module-Stratos, IF-Module, CIF-Module)	178
	Differential pressure measurement	182
	Motor protection	187
	Switching plug	188
Service/Commissioning		
	Wilo modular concept (spare motors RMOT)	189
	Maintenance/Replacement	189
	Operating and service units	197

Rainwater utilisation

Pump systems with system separation		**page 210**
	Wilo-RainSystem AF Basic	210
	Wilo-RainSystem AF Comfort	211
	Wilo-RainSystem AF 150	212
	Wilo-RainSystem AF 400	213
Accessories		**page 214**
	Accessories rainwater utilisation	214

Domestic water supply

Self-priming pumps and systems		**page 216**
	Wilo-Jet WJ	216
	Wilo-Jet FWJ	217
	Wilo-Jet HWJ	218
	Wilo-HiMulti 3	219
	Wilo-HiMulti 3 H	221
	Wilo-HiMulti 3 C	223
Non self-priming pumps and systems		**page 225**
	Wilo-HiPeri	225
	Wilo-EMHIL	226
	Wilo-Electronic control	227
	Wilo-Sub TWI 5/TWI 5-SE	228
	Wilo-Sub TWI 5-SE Plug & Pump	230
	Wilo-Economy COE-2 TWI 5	231
	Wilo-PB	232
	Wilo-Medana PE3	233
Accessories		**page 234**
	Accessories domestic water supply	234

Pressure boosting

Single pumps		page 237
	Wilo-Helix EXCEL	237
	Wilo-Helix VE	241
	Wilo-Helix V	251
	Wilo-Helix FIRST V	266
	Wilo-Multivert MVIE	273
	Wilo-Multivert MVI	275
	Wilo-Multivert MVISE	280
	Wilo-Multivert MVIS	281
	Wilo-Economy MHIE	283
	Wilo-Economy MHI	285
	Wilo-Economy MHIL	287
	Wilo-Multivert MVIL	289
	Wilo-Zeox-FIRST	291

Accessories		page 297
	Accessories high-pressure multistage centrifugal pumps	297

Single-pump systems		page 300
speed-controlled	Wilo-SiBoost Smart 1 Helix VE	300
	Wilo-Comfort-Vario COR-1 MVIE.../VR	303
	Wilo-Comfort-N-Vario COR-1 MVISE...-GE	305
	Wilo-Comfort Vario COR-1 MHIE...GE	307
	Wilo-Comfort Vario COR/T-1 Helix VE...-GE	309
with fixed speed	Wilo-Economy-CO-1 Helix V... /CE+	311
	Wilo-Economy CO/T-1 Helix V (unit with system separation)	314
	Wilo-Economy CO-1 MVI.../ER	316
	Wilo-Economy-CO-1 MVIS... / ER	318

Multi-pump systems		page 321
speed-controlled	Wilo-SiBoost Smart Helix EXCEL	321
	Wilo-SiBoost Smart Helix VE	323
	Wilo-Comfort COR Helix VE.../CCe	325
	Wilo-Comfort-Vario COR MVIE .../ VR	328
	Wilo-Comfort-N-Vario COR MVISE.../ VR	330
	Wilo-Comfort-Vario COR MHIE... / VR	332
	Wilo-SiBoost Smart (FC) Helix V	334
with fixed speed or speed-controlled base-load pump	Wilo-Comfort CO-/COR-Helix V... / CC	339
	Wilo-Economy CO-Helix V.../CE	347
	Wilo-Comfort CO-/COR-MVI... / CC	350
	Wilo-Comfort-N CO-/COR-MVIS... / CC	353
with fixed speed	Wilo-Economy CO-MHI... / ER	357

Fire fighting		page 359
Fire extinguishing systems	Wilo-FLA-1	359
	Wilo-FLA-2	361
	Wilo-FLA Compact-1 Helix V	363
	Wilo-FLA Compact-2 Helix V	365
	Wilo-SiFire-EN	367
	Wilo-SiFire Easy	375
	Wilo-EMU sprinkler pumps D..., K... and KM...	385
Accessories		**page 386**
	Accessories pressure boosting systems	386

Raw water intake

Single pumps		page 399
	Wilo-Actun OPTI-MS	399
	Wilo-Actun OPTI-QS	401
	Wilo-Sub TWU 3	403
	Wilo-Sub TWU 3 HS	404
	Wilo-Sub TWU 4	406
	Wilo-Sub TWU 4-...-GT	409
	Wilo-Sub TWU 4-QC	411
	Wilo-Sub TWI 4	414
	Wilo-Sub TWI 6	418
	Wilo-Sub TWI 8	422
	Wilo-Sub TWI 10	425
Systems		**page 426**
	Wilo-Sub TWU 3 Plug & Pump	426
	Wilo-Sub TWU 4 Plug & Pump	428
Accessories		**page 430**
	Accessories submersible pumps TWU und TWI	430

Dewatering/Flood control

Self-priming drainage pumps		**page 442**
	Wilo-Drain LP	442
	Wilo-Drain LPC	444
Drainage pumps for hot water		**page 448**
	Wilo-Drain VC	448
	Wilo-Drain TMT	450
Submersible drainage pumps		**page 452**
	Wilo-Drain TM/TMR/TMW 32	452
	Wilo-Drain TS/TSW 32	454
	Wilo-Drain TS 40	456
	Wilo-Padus UNI	459
	Wilo-EMU KS	461
	Wilo-Padus PRO	465
Submersible sewage pumps with macerator		**page 467**
	Wilo-Rexa CUT	467
	Wilo-Drain MTC	473
Submersible sewage pumps		**page 479**
	Wilo-Drain TC 40	479
	Wilo-Drain STS 40	482
	Wilo-Rexa UNI	485
	Wilo-Rexa FIT	492
	Wilo-Rexa PRO	504
	Wilo-RexaBloc RE	516
	Wilo-EMU FA (standard variant)	521
	Wilo-Drain TP 80/100	530

Wastewater collection and transport

Wastewater lifting units		**page 539**
	Wilo-HiDrainLift 3	539
	Wilo-DrainLift Box	541
Sewage lifting units		**page 543**
	Wilo-HiSewlift 3	543
	Wilo-DrainLift S	545
	Wilo-DrainLift M	547
	Wilo-RexaLift FIT L	549
	Wilo-DrainLift XL	551
	Wilo-DrainLift XXL	553
	Wilo-EMUport CORE	555
Pumps stations		**page 560**
	Wilo-DrainLift WS 40 Basic	560
	Wilo-DrainLift WS 40-50	562
	Wilo-Port 600	567
	Wilo-Port 800	571
	Wilo-DrainLift WS 1100	575
Accessories		**page 579**
	Electrical accessories	579
	Mechanical accessories	584

Price group	Meaning
PG1	Small glandless circulation pumps (threaded connection)
PG2	Large glandless circulation pumps (threaded/flange connection)
PG3	Glanded pumps in inline and block design
PG4	Norm pumps
PG5	Pumps and system for domestic water supply and rainwater utilisation
PG6	High-pressure multistage centrifugal pumps and pressure boosting systems, systems for rainwater utilisation, fire-extinguishing water supply
PG7	Small wastewater/sewage pumps and lifting units
PG8	Large wastewater/sewage pumps and lifting units
PG9	Submersible motor mixers, recirculation pumps and vacuum breaker systems
PG10	Glanded pumps with axially split pump housing
PG11	Vertical turbine pumps with submersed axial or semi-axial hydraulics
PG12	Process pumps
PG14	Accessories (mechanical/electrical), switching, tripping and control devices, pump management
PG15	Spare parts (except spare motors RMOT)
PG16	Service and commissioning, services
PG17	Innovation: Stratos MAXO
PG18	Other

Supply availability key

🚚 = Supply availability
L=normally available ex stock
C = components available ex stock, order-specific production within approx. 2 weeks
K = components available ex stock, order-specific production within approx. 4 weeks
A = delivery time on request

📞 = Please contact Wilo

This price list supersedes all previous price documentation which thus become invalid.
All product illustrations of respective product series are only symbolic presentations.

Article numbers in bold type
These products were modified or are new.

Abbreviation	
Abbrevia-tions	**Meaning**
1~	1-phase current
3~	3-phase current
BACnet	Internationally defined company-neutral standard for data communication in building automation systems (ISO 16484-5).
blsf	Blocking current-proof, no motor protection required
CAN	CAN (Controller Area Network) - Multi master bus system, in which several equal CAN-devices may communicate via a 2-core bus within very short cycle times. The Wilo-CAN bus includes a CANopen Standard (EN 50325-4) which is independent of the supplier.
DM	Three-phase motor, 3~, L1/L2/L3/PE
DN	Nominal diameter of the flange connection
Δp	Differential pressure
Δp-c	Control mode for constant differential pressure
Δp-T	Control mode for differential pressure control depending on the fluid temperature
Δp-v	Control mode for variable differential pressure
ΔT	Control mode for differential temperature
EBM	Individual run signal
ECM tech-nology	Electronically commutated motor with new wet rotor encapsulation, newly developed glandless drive concept for high-efficiency pumps
EEI	Energy Efficiency Index (according to the ordinance (EU) 641/2009 and 622/2012 "Glandless Circulation Pumps" for the ErP directive 2009/125/EC)
EM	Single phase motor, 1~, L/N/PE
EnEV	German Energy Conservation Legislation
ErP	It applies to energy-related products. ErP Directive 2009/125/EC establishing a framework for the setting of environmentally-responsible requirements for energy-driven products. Formerly the Ecodesign Directive (EuP Directive 2005/32/EC).
ESM	Individual fault signal
Ext. Off	"Overriding Off" control input
Ext. Min	Control input "Overriding Min", e. g. for automatic set-back operation
FI	Residual current device
BA	Building automation
GRD/GLRD	Mechanical seal
°dH	Degree of German water hardness; formerly used unit for assessing the water hardness. Is no longer used since the SI-unit mmol/l has been introduced. Conversion: 1 °dH = 0.1783 mmol/l
H, Hmax	Delivery head
IF	Interface
Int. MS	Internal motor protection: pumps with internal protection against unacceptably high winding temperatures
IR	Infrared interface
KDS	Capacitor
KLF	PTC thermistor sensor
Cataphoretic coating	Cataphoretic coating (electrophoretically deposited paint, EDP): paintwork with high adhesive strength for long-lasting corrosion protection
KTW	Approval for products with plastics, for utilisation in drinking water applications

Abbreviation	
Abbrevia-tions	**Meaning**
LON	Local Operating Network (open data bus system, standardised and independent of any single manufacturer, in LONWorks networks)
MEI	Minimum efficiency index (according to the ordinance (EU) 547/2012 "Water Pumps" for the ErP directive 2009/125/EC)
Modbus	Communication protocol based on a master/slave architecture. Ethernet and RS485 are used as the media of transmission. Widespread in industrial and building automation applications.
mmol/l	Millimols per litre; SI unit for assessing water hardness (total hardness, or concentration of alkaline earth ions)
MOT	Motor module (drive motor + impeller + terminal box/electronics module) for replacement
P_1	Power consumption (power supplied from the network)
PELV	Protective Extra Low Voltage; PELV ("Protective Extra Low Voltage", formerly "functional extra low voltage with safe isolation") provides extra protection from electric shock. The voltage is so low that electrical shock currents are normally not dangerous. However, unlike SELV, active parts and components of the equipment must be earthed and connected with the protective earth conductor.
PLR	Pump master computer, Wilo-specific data interface
Q (=$\dot{V}$)	Volume flow
RMOT	Spare motor (drive motor + impeller + terminal box/electronics module) for replacement
SELV	Safety Extra Low Voltage; SELV (formerly "safety low voltage") is a low electrical voltage that offers special protection against electric shocks compared to electric circuits with higher voltages due to the low voltage level and the insulation. The voltage is so low that electrical shock currents are normally not dangerous.
SBM	Run signal or collective run signal
SSM	Fault signal or collective fault signal
Control in-put, 0 - 10 V	Analogue input for external activation of functions
TrinkwV 2001	Regulations governing the quality of water forhuman consumption (German Drinking Water Ordinance - TrinkwV 2001).
VDI 2035	VDI guideline for preventing damage in hot-water heating installations
Wilo-Control	Building automation management with pumps and accessories
WRAS	Water Regulations Advisory Scheme (drinking water approval for Great Britain and Northern Ireland)
WSK	Thermal winding contacts (in motor for monitoring the winding temperature, full motor protection through additional tripping unit)
▲	Operating mode of double pumps: individual operation of the relevant duty pump
▲+▲	Operating mode of double pumps: parallel operation of both pumps
	Number of poles of electric motors: 2-pole motor = approx. 2900 rpm at 50 Hz
	Number of poles of electric motors: 4-pole motor = approx. 1450 rpm at 50 Hz
	Number of poles of electric motors: 6-pole motor = approx. 950 rpm at 50 Hz

= supply availability, L = on stock, C = approx. 2 weeks, K = approx. 4 weeks, A = on request, = please contact Wilo

Subject to change – all prices do not include VAT. Our General Terms of Delivery and Service apply (see www.wilo.com/legal) – valid from 01/01/2019.

Material		
Materials	**Meaning**	**AISI**
1.4021	Chromium steel X20Cr13	420
1.4034	Chromium steel X46Cr13	–
1.4057	Chromium steel X17CrNi16-2	431
1.4122	Chromium steel X39CrMo17-1	–
1.4301	Chromium-nickel steel X5CrNi18-10	304
1.4305	Chromium-nickel steel X8CrNiS18-9	303
1.4306	Chromium-nickel steel X2CrNi19-11	304L
1.4307	Chromium-nickel steel X2CrNi18-9	304L
1.4401	Chromium-nickel-molybdenum steel X5CrNiMo17-12-2	316
1.4408	Chromium-nickel-molybdenum steel GX5CrNiMo19-11-2	316
1.4409	Chrome nickel molybdenum steel X2CrNiMo19-11-2	316
1.4462	Chromium-nickel-molybdenum steel X2CrNiMoN22-5-3	329 (2205)
1.4541	Chromium-nickel steel with titanium addition X6CrNiTi18-10	321
1.4542	Chromium-nickel steel with copper and niobium additions X5CrNiCuNb16-4	630
1.4571	Chromium-nickel steel with titanium addition X6CrNiMoTi17-12-2	316Ti
Abrasite	Chilled cast iron material for use in strongly abrasive fluids	–
Al	Light metal material (aluminium)	–
Ceram	Coating with very high adhesive strength for long-lasting corrosion protection	–
Composite	High-strength plastic material	–

Your Wilo consultant will be happy to provide support with the use of special media.

Material		
Materials	**Meaning**	**AISI**
EN-GJL	Cast iron with lamellar graphite, also referred to as grey cast iron. The use of grey cast iron in drinking water systems is governed by the Drinking Water Directive 98/83/EC and applicable recognised technical rules and standards!	–
EN-GJS	Cast iron with spheroidal graphite, also referred to as spheroidal cast iron. The use of spheroidal cast iron in drinking water systems is governed by the Drinking Water Directive 98/83/EC and applicable recognised technical rules and standards!	–
G-CuSn10	Zinc-free bronze	–
GfK	Fibreglass plastic	–
GG	See EN-GJL	–
GJMW	Special cast iron: white malleable cast iron (former designation: GTW)	–
GGG	See EN-GJS	–
Inox	Stainless steel	–
NiAl-Bz	Nickel-aluminium bronze	–
PPO	Trade name: Noryl, fibreglass-reinforced plastic	–
PP-GF30	Polypropylene, reinforced with 30% fibreglass	–
PUR	Polyurethane	–
RG	Version in red brass	–
SiC	Silicon carbide	–
St	Steel	–
V2A	Material group, e.g. 1.4301, 1.4306	304
V4A	Material group, e.g. 1.4404, 1.4571	316

Your Wilo consultant will be happy to provide support with the use of special media.

Wear and tear

Pumps or parts of pumps are subject to wear in accordance with the current technical standards (DIN 31051/DIN-EN 13306). This wear may vary depending on the operating parameters (temperature, pressure, speed, water conditions) and the installation/usage situation and may result in the failure of the above products/components, including their electrical/electronic circuits, at different times.
Wear or wearing parts are all components subject to rotary or dynamic stress, including electronic components to which voltage is applied, including in particular:

→ Gasket (including mechanical seal), seal ring
→ Stuffing box
→ Bearings and shaft
→ Impellers and pump component
→ Impeller wear ring and casing wear ring
→ Casing wear ring/wear plate
→ Macerator
→ Condenser
→ Relay/contactor/switch
→ Electronic circuit, semiconductor components etc.

Pumps and continuous-flow machines (such as submersible mixers and recirculation pumps) and their coated components (cataphoretic, 2K or Ceram coating) are subject to constant wear due to the abrasive content of the fluids. For this reason the coating of these units is also counted as a wearing part!

We do not accept liability for faults or defects arising from natural wear and tear.

Disposal

Proper disposal and recycling of our products prevents damage to the environment and risks to personal health.



Products with this symbol should not be disposed of along with household waste. Therefore, please take the device to your local collection point in your town or district. Please also observe the installation and operating instructions. Further information about recycling at Wilo can be found at www.wilo-recycling.com

Information on the dangers associated with permanent magnetic motors with high-efficiency pumps

The interior of the glanded and glandless motors always generate a strong magnetic field that can cause injury and damage to property if dismantled incorrectly.

- → The highly-magnetic components can cause fatal injury to people with medical implants during dismantling.
- → In principle, motor components should be disassembled only by authorized personnel.
- → It is vital that you follow the instructions and safety instructions in the installation and operating instructions for the respective pump.
- → In assembled condition, the rotor's magnetic field is guided in the motor's iron core. There is therefore no harmful magnetic field outside the machine.

Notice

In accordance with **German Energy Saving Ordinance [Energieeinspar-Verordnung EnEV]** as of the 1/2/2002 at a boiler output from 25 kW, heating pumps are to be equipped with switchgears for automatic performance control or **electronically controlled pumps** are to be installed.
In accordance with **TrinkwV 2001** and **DIN 50930-6,** only circulators with corrosion-resistant pump housings made of stainless steel or red brass (CC 499K) are to be utilised in domestic hot water circulation systems.

What does the EnEV 2014 regulate?

The 2014 energy-saving regulation prescribes various constructional standard requirements for efficient energy demand in buildings. The regulation is, among other things, intended to contribute to achieving a virtually climate-neutral building stock by 2050.

Among other things it regulates the following:

- → As of the 1/2/2002 at a boiler output from 25 kW, heating pumps are to be equipped with switchgears for automatic power control or electronically controlled pumps are to be installed.
- → In central heating systems with more than 25 kW rated power, during installation and replacement the circulators of the heating circuits must be equipped so that electric power consumption is automatically adapted to the operationally-determined pumping requirements in at least three stages, provided this does not raise any safety-specific concerns for the boilers.
- → The circulators in hot water systems must be equipped with automatic switching on/off.
- → When heat distribution or warm water pipes/valves are installed or replaced in a building, they must be reduced in accordance with the EnEV requirements.

What does the German Drinking Water Ordinance (TrinkwV) 2001 regulate?

The TrinkwV 2001 is the regulation which governs the quality of water for human consumption.
It stipulates, among other things, that only circulators with corrosion-resistant pump housings made of stainless steel or red brass (CC 499K) are to be utilised in domestic hot water circulation systems.

Pump replacement

Detailed information on the subject of "Replacing heating pumps" can be found in the current Wilo replacement guide for heating pumps.

Wilo – General Terms of Delivery and Service

The latest version of our General Terms of Delivery and Service can be found on the Internet at

www.wilo.com/legal

Fields of application:	
	Meaning
	Heating
	Domestic hot water
	Air-conditioning
	Rainwater utilisation
	Water distribution/boosting
	Fire fighting
	Water purification

Fields of application:	
	Meaning
	Raw water intake
	Desalination
	Professional irrigation/agriculture
	Wastewater collection/transport
	Wastewater treatment
	Drainage (incl. flood control)

= supply availability, L = on stock, C = approx. 2 weeks, K = approx. 4 weeks, A = on request, = please contact Wilo
Subject to change – all prices do not include VAT. Our General Terms of Delivery and Service apply (see www.wilo.com/legal) – valid from 01/01/2019.

What does the ErP Directive regulate?

ErP stands for “energy-related products”. This guideline, adopted by the European Union in 2009, is a framework directive for the environmentally compatible design of products.
In specific regulations it also relates to circulators in glandless design, electric motors of glanded pumps and the glanded pumps themselves:

Glandless pumps

The efficiency of glandless pumps is indicated by means of the energy efficiency index (EEI). The Wilo product portfolio fully meets these requirements. The corresponding EEI value of our pumps is indicated in the data table.

The ErP Directive for glandless circulation pumps (Regulation (EC) 641/2009 and (EU) 622/2012) is setting increasingly stricter efficiency limit values. With Wilo you meet all of them in one go.

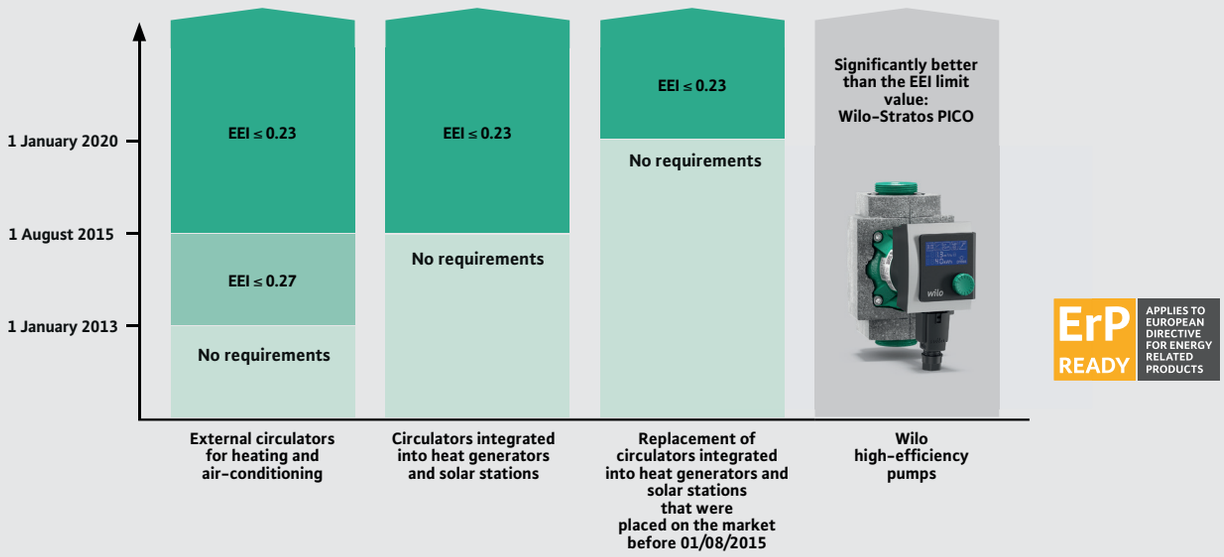

EEI = Energy Efficiency Index according to Regulations (EC) 641/2009 and (EU) 622/2012 of the EU Commission
(is determined for different power consumptions within a load profile by comparing it to an average reference pump)

Glanded pumps

For glanded pumps the “International Efficiency” value (IE) specifies the efficiency class of electric motors. The Wilo product portfolio fully satisfies requirements. Whenever possible Wilo will even go beyond requirements, such as with the Wilo-Stratos GIGA series, whose high engine efficiency is based on a special drive concept.

The regulations also apply to pumps integrated into pressure-boosting systems. Here too Wilo satisfies the requirements and exceeds them once more with the Wilo-Helix EXCEL series.

The ErP Directive for electric motors (Regulation (EC) 640/2009) is setting increasingly stricter efficiency limit values. With Wilo you meet all of them in one go.

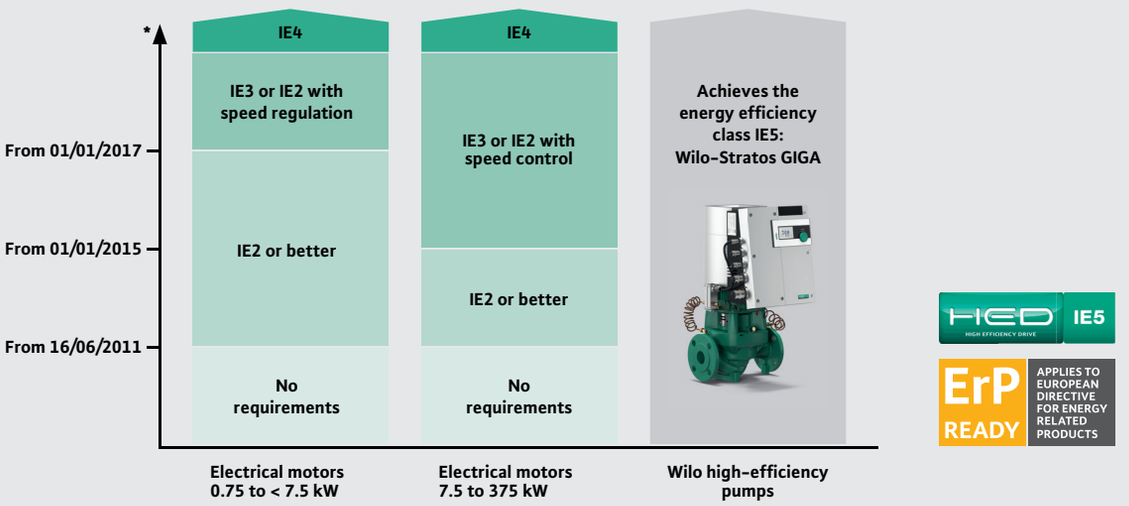

*Dates prescribed by EU regulation (EG) 640/2009, extended by (EU) 4/2014
IE2, IE3, IE4 = Motor efficiency classes according to IEC 60034-30-1
IE5 = Highest motor efficiency classes according to IEC TS 60034-30-2 (Ultra Premium Efficiency)

Water pumps:
For the first time, also the hydraulic part of water pumps was taken into account in the new ErP Directive whose drive eliminates a large portion of the consumption of natural resources and energy. According to one study, global energy consumption in 2005 for the drive of water pumps was 109 TWh and is estimated at 136 TWh for 2020. This would correspond to a CO2 emissions of approximately 60 Mt. The special characteristic of the regulation (EU) 547/2012 is that in this case the attention was specifically focused on the hydraulic efficient. The requirements for the motors are defined in the separate requirement (EC) 640/2009. The goal is to achieve an optimum energy yield from the unit by using high-efficiency motors and hydraulics. Therefore, an energy savings of approx. 3.3 TWh is to be achieved by 2020.

Which hydraulics are involved?

The guideline is applicable for hydraulics of glanded pumps and multistage submersible pumps that can be used to pump clean water:

- → Water pumps with axial inlet, own bearings
- → Water pumps with axial inlet; block design
- → Block water pumps with radial inlet, in-line version
- → Multistage vertical water pumps
- → Multistage submersible water pumps in 4" and 6" design

It does not apply to:

- → Water pumps that are specifically designed for pumping clean water at temperatures below –10 °C or above 120 °C
- → Water pumps intended only for fire fighting
- → Displacement water pumps
- → Self-priming water pumps

The minimum efficiency index (MEI) as a comparison value

A classification of the hydraulics is achieved via the MEI value. The benchmark for the most hydraulically efficient water pumps is MEI ≥ 0.7. Three points are of importance for evaluating the hydraulics:

1. Best point (BEP = Best Efficiency Point): Duty point for the best hydraulic pump efficiency
2. Part load (PL = Part Load): Duty point at 75 % of the volume flow at the best point
3. Overload (OL = overload): Duty point at 110% of the volume flow at the best point

For the determination of the MEI value, this must be above the measurement curve for all three duty points. The formula for the calculation for the pumps involved is defined in the regulation.

Two stages are currently defined for the introduction of the MEI.

- → Since 1 January 2013: Still only hydraulics with an MEI ≥0.1 may be used.
- → From 1st January 2015: Still only hydraulics with an MEI ≥0.4 may be used.

The MEI value is shown since 1 January 2013 on the rating plate and in the product documentation.

Introduction of the MEI as a measurement for the hydraulic efficiency of water pumps as per the ErP Directive (Regulation No. (EU) 547/2012)

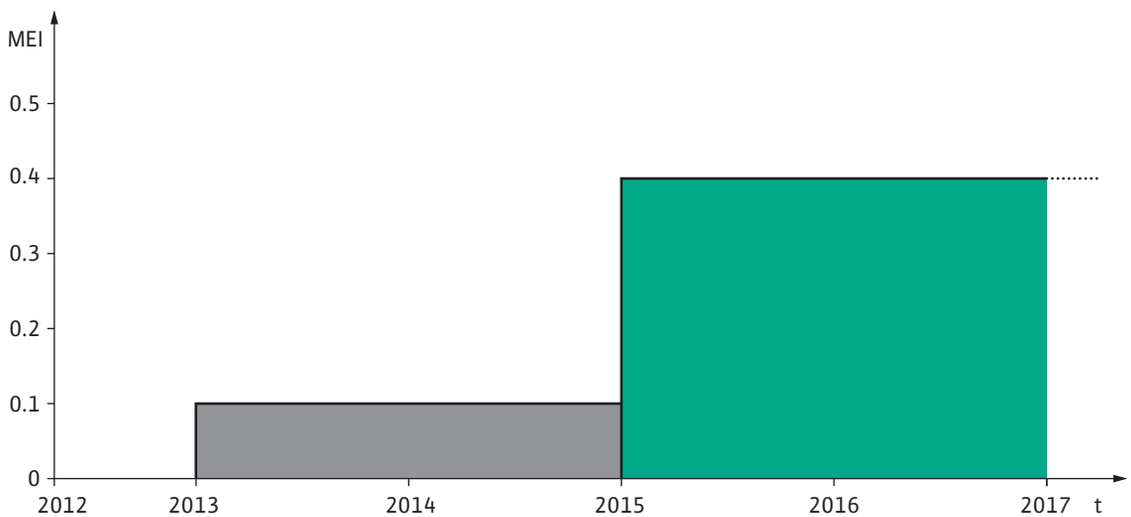

Variant	Code	Meaning
Mechanical seal variants	S1	Q1Q1X4GG for water-glycol mixtures with the following compositions: Glycol proportion of 20 to 40 vol.% and an operating temperature of 40 °C to 120 °C or glycol proportion > 40 to 50 vol.% and an operating temperature of -20 °C to 120 °C
	S2	AQ1VGG water-oil emulsions and water with oil components up to 90 °C
Housing variants	H1	EN-GJS-400-18-LT (formerly GGG 40.3) (shot graphite casting or spheroidal cast iron)
	H4	Combination flange PN6/PN 10 for IPL; only for IPL 40, IPL 50 (1450 rpm), IPL 40, IPL 50, IPL 65 (2900 rpm)
	H5	Max. operating pressure PN 16 (for IPL/DPL and IP_E/DP-E)
Motor variants	K3	Integrated PTC thermistors (3 x, tripping units as accessories)
	N	Version N with IEC standard motor (only IPL/DPL)
Impeller variants	L1	Impeller made of red brass RG = G-CuSn10
Control variants	R1	Electronically controlled pump without sensor (DDG)

Pump control

The electrical operating conditions according to VDE 0160 are to be observing when operating Wilo pumps with control devices or module accessories.
When operating glandless and glanded pumps with brands of frequency converters other than those supplied by Wilo, output filters for reducing motor noise and for preventing harmful voltage peaks are to be used and the following limit values are to be complied with:

→ Glandless pumps with $P_2 \leq 2.2$ kW and glanded pumps with $P_2 \leq 1.1$ kW
rate of voltage rise du/dt < 500 V/µs
voltage peaks û < 650 V
Sine filters (LC filters) are recommended instead of du/dt filters (RC filters) for the noise reduction of glandless pump motors.
→ Glanded pumps with $P_2 > 1.1$ kW
rate of voltage rise du/dt < 500 V/µs
voltage peaks û < 850 V



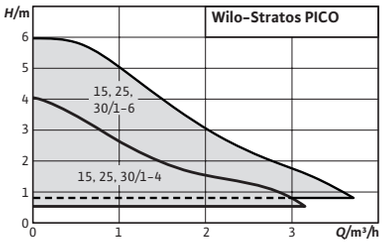

Accessories	Page
Pipe installation/ screwed connection	143
Pipe installation/ adapter fitting	145

Wilo-Stratos PICO

Design type
Glandless circulator with screwed connection, blocking-current proof EC motor and integrated electronic power control.

Application
All hot-water heating systems, air-conditioning applications, industrial circulation systems.

Scope of delivery
- → Pump
- → Thermal insulation
- → Wilo-Connector
- → Seals
- → Installation and operating instructions

Options
- → Stratos PICO...N version with pump housing made of stainless steel for use in underfloor heating systems
- → Stratos PICO...130 version with short port-to-port length of 130 mm

Special features/product advantages
- → Maximum energy efficiency thanks to the combination of EC motor technology, Dynamic Adapt and precise setting options options for precise adjustment
- → High reliability due to self-protecting routines such as the automatic dry-running detection and automatic restart
- → Intuitive adjustment and maintenance via Green Button Technology for the activation of functions and operating modes on the LC display
- → Easy monitoring of the current power consumption, flow and cumulative kWh
- → Straight-forward electrical connection without any tools thanks to the Wilo-Connector

Notice
TÜV SÜD certificate can be viewed at: www.wilo.com/legal

Price group: PG1

Ordering information

Stratos PICO	Pump connection	Energy efficiency index (EEI)	Port-to-port length	Max. operating pressure	Mains connection	Gross weight, approx.	Pieces per pallet	Art. no.		
Type			l_0 mm	p bar		m kg			🚚	EUR
15/1-4	G 1	≤ 0.17	130	10	1~230 V, 50/60 Hz	2.1	146	4216610	L	**406.–**
15/1-6	G 1	≤ 0.20	130	10	1~230 V, 50/60 Hz	2.1	146	4216611	L	**469.–**
25/1-4	G 1½	≤ 0.16	180	10	1~230 V, 50/60 Hz	2.3	146	4216612	L	**351.–**
25/1-4-130	G 1½	≤ 0.16	130	10	1~230 V, 50/60 Hz	2.2	146	4216616	L	**351.–**

The benchmark for the most efficient circulators is EEI ≤ 0.20

🚚 = ready for delivery, L = supply availability, C = approx. 2 weeks, K = approx. 4 weeks, A = on request, 📞 = please contact Wilo
Subject to change – all prices do not include VAT. Our General Terms of Delivery and Service apply (see www.wilo.com/legal) – valid from 01/01/2019 in Germany.

Price group: PG1

Ordering information

Stratos PICO	Pump connection	Energy efficiency index (EEI)	Port-to-port length	Max. operating pressure	Mains connection	Gross weight, approx.	Pieces per pallet	Art. no.		
Type			l_0 mm	p bar		m kg				EUR
25/1-6	G 1½	≤ 0.20	180	10	1~230 V, 50/60 Hz	2.3	146	4216613	L	**405.–**
25/1-6-130	G 1½	≤ 0.20	130	10	1~230 V, 50/60 Hz	2.2	146	4216617	L	**405.–**
25/1-6-N	G 1½	≤ 0.20	180	10	1~230 V, 50/60 Hz	2.3	146	4216618	L	**487.–**
30/1-4	G 2	≤ 0.16	180	10	1~230 V, 50/60 Hz	2.4	146	4216614	L	**421.–**
30/1-6	G 2	≤ 0.20	180	10	1~230 V, 50/60 Hz	2.4	146	4216615	L	**485.–**

The benchmark for the most efficient circulators is EEI ≤ 0.20

Accessories

Type	Description	Art. no.		Price group	
					EUR
Wilo-Angle plug	Angle plug, angled to the left, with permanently attached (cast) 2 m connecting cable	4150229	L	PG14	**21.–**
Wilo-Connector	Wilo-Connector with 2 m connection cable and shockproof plug	4200870	L	PG14	**23.–**

= ready for delivery, L = supply availability, C = approx. 2 weeks, K = approx. 4 weeks, A = on request, = please contact Wilo
Subject to change – all prices do not include VAT. Our General Terms of Delivery and Service apply (see www.wilo.com/legal) – valid from 01/01/2019 in Germany.



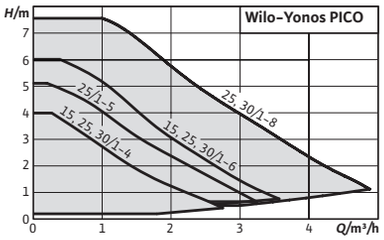

Accessories **Page**

Pipe installation/ screwed connection 143
Pipe installation/ adapter fitting 145
Thermal insulation 154

Wilo-Yonos PICO

Design type
Glandless circulator with screwed connection, blocking-current proof EC motor and integrated electronic power control.

Application
All hot-water heating systems, air-conditioning applications, industrial circulation systems.

Scope of delivery
- Pump
- Wilo-Connector
- Seals
- Installation and operating instructions

Special features/product advantages
- Maximum operating convenience owing to the Green Button Technology with new, intelligent settings, intuitive user interface and new functions
- Optimised energy efficiency owing to EC motor technology, settings with an accuracy of 0.1 m and display of current power consumption
- Quick and easy installation and smooth exchange owing to the new, optimised construction
- Easy maintenance and high degree of operational reliability due to automatically and manually triggered restart or pump venting function
- Maximum operational reliability owing to proven technology

Price group: PG1

Ordering information

Yonos PICO	Pump connection	Energy efficiency index (EEI)	Port-to-port length	Max. operating pressure	Mains connection	Gross weight, approx.	Pieces per pallet	Art. no.		
Type			l_0 mm	p bar		m kg				EUR
15/1-4	G 1	≤ 0.18	130	10	1~230 V, 50/60 Hz	1.8	198	4215511	L	**337.–**
15/1-6	G 1	≤ 0.20	130	10	1~230 V, 50/60 Hz	1.8	198	4215512	L	**386.–**
25/1-4	G 1½	≤ 0.18	180	10	1~230 V, 50/60 Hz	2	198	4215513	L	**293.–**
25/1-4-130	G 1½	≤ 0.18	130	10	1~230 V, 50/60 Hz	1.9	198	4215514	L	**293.–**
25/1-5-130	G 1½	≤ 0.20	130	10	1~230 V, 50/60 Hz	1.9	198	4215522	L	**307.–**
25/1-6	G 1½	≤ 0.20	180	10	1~230 V, 50/60 Hz	2	198	4215515	L	**337.–**
25/1-6-130	G 1½	≤ 0.20	130	10	1~230 V, 50/60 Hz	1.9	198	4215516	L	**337.–**
25/1-8	G 1½	≤ 0.23	180	10	1~230 V, 50/60 Hz	2.2	198	4215517	L	**496.–**

The benchmark for the most efficient circulators is EEI ≤ 0.20

= ready for delivery, L = supply availability, C = approx. 2 weeks, K = approx. 4 weeks, A = on request, = please contact Wilo
Subject to change – all prices do not include VAT. Our General Terms of Delivery and Service apply (see www.wilo.com/legal) – valid from 01/01/2019 in Germany.

Price group: PG1

Ordering information

Yonos PICO	Pump connection	Energy efficiency index (EEI)	Port-to-port length	Max. operating pressure	Mains connection	Gross weight, approx.	Pieces per pallet	Art. no.		
Type			l_0 mm	p bar		m kg				EUR
25/1-8-130	G 1½	≤ 0.23	130	10	1~230 V, 50/60 Hz	2.1	198	4215518	L	**500.–**
30/1-4	G 2	≤ 0.18	180	10	1~230 V, 50/60 Hz	2.2	198	4215519	L	**351.–**
30/1-6	G 2	≤ 0.20	180	10	1~230 V, 50/60 Hz	2.2	198	4215520	L	**405.–**
30/1-8	G 2	≤ 0.23	180	10	1~230 V, 50/60 Hz	2.4	198	4215521	L	**595.–**

The benchmark for the most efficient circulators is EEI ≤ 0.20

Accessories

Type	Description	Art. no.		Price group	
					EUR
Wilo-Angle plug	Angle plug, angled to the left, with permanently attached (cast) 2 m connecting cable	4150229	L	PG14	**21.–**
Wilo-Connector	Wilo-Connector with 2 m connection cable and shockproof plug	4200870	L	PG14	**23.–**
Thermal insulation shell	–	4206066	L	PG14	**17.–**

= ready for delivery, L = supply availability, C = approx. 2 weeks, K = approx. 4 weeks, A = on request, = please contact Wilo
Subject to change – all prices do not include VAT. Our General Terms of Delivery and Service apply (see www.wilo.com/legal) – valid from 01/01/2019 in Germany.



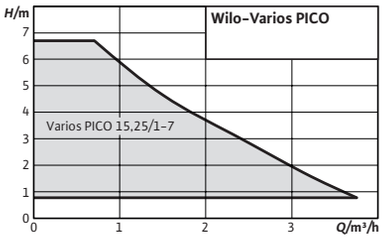

Accessories **Page**

Pipe installation/
screwed connection 143
Pipe installation/
adapter fitting 145
Thermal insulation

Wilo-Varios PICO

Design type
Glandless circulator with screwed connection, blocking-current proof EC motor and integrated electronic power control.

Application
All hot-water heating systems, air-conditioning applications, industrial circulation systems.

Scope of delivery
- → Pump
- → Cable with 3-pole pump plug and Wilo-Connector connection
- → Wilo-Connector
- → Seals
- → Installation and operating instructions

Special features/product advantages
- → The most compatible replacement solution for all applications thanks to compact construction, new control modes (such as iPWM) and the new Sync function
- → Maximum operating convenience thanks to its LED display and Green Button Technology with a button for control mode and a button for default pump curves
- → Easy installation owing to a compact construction, adjustable electrical connections and maintenance functions such as venting
- → Maximum operational reliability owing to proven technology

Price group: PG1

Ordering information

Varios PICO	Pump connection	Energy efficiency index (EEI)	Port-to-port length	Max. operating pressure	Mains connection	Gross weight, approx.	Pieces per pallet	Art. no.		
Type			l_0 mm	p bar		m kg			🚚	EUR
15/1-7	G 1	≤ 0.20	130	10	1~230 V, 50/60 Hz	1.8	198	4215540	L	**551.–**
25/1-7	G 1½	≤ 0.20	180	10	1~230 V, 50/60 Hz	2.1	198	4215542	L	**507.–**
25/1-7-130	G 1½	≤ 0.20	130	10	1~230 V, 50/60 Hz	1.9	198	4215541	L	**509.–**

The benchmark for the most efficient circulators is EEI ≤ 0.20

🚚 = ready for delivery, L = supply availability, C = approx. 2 weeks, K = approx. 4 weeks, A = on request, 📞 = please contact Wilo
Subject to change – all prices do not include VAT. Our General Terms of Delivery and Service apply (see www.wilo.com/legal) – valid from 01/01/2019 in Germany.

Accessories					
Type	**Description**	**Art. no.**		**Price group**	
			🚚		EUR
Wilo-Angle plug	Angle plug, angled to the left, with permanently attached (cast) 2 m connecting cable	4150229	L	PG14	**21.–**
Wilo-Connector	Wilo-Connector with 2 m connection cable and shockproof plug	4200870	L	PG14	**23.–**
Bidirectional iPWM signal cable	Bidirectional control cable for connection to the iPWM interface of the pump. 3-wire rope, length 1 m, with plug and bare cable end with ferrules.	**4222049**	A	PG14	📞

🚚 = ready for delivery, L = supply availability, C = approx. 2 weeks, K = approx. 4 weeks, A = on request, 📞 = please contact Wilo
Subject to change – all prices do not include VAT. Our General Terms of Delivery and Service apply (see www.wilo.com/legal) – valid from 01/01/2019 in Germany.



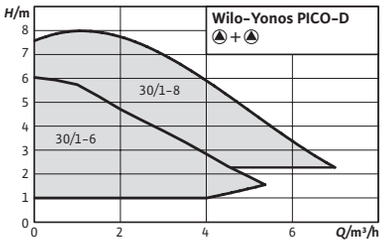

Accessories **Page**

Pipe installation/ screwed connection 143
Pipe installation/ adapter fitting 145

Wilo-Yonos PICO-D

Design type

Glandless circulation double pump with screwed connection, blocking-current proof EC motor and integrated electronic power control.

Application

All hot water heating systems, air-conditioning applications, industrial circulation systems.

Scope of delivery

- → Pump
- → Wilo-Connector
- → Gaskets
- → Installation and operating instructions

Special features/product advantages

- → LED display for adjusting the setpoint in 0.1 m increments and showing effective consumption
- → Tool-free electrical connection using the Wilo-Connector
- → Unique pump venting function per pump
- → Double pump for individual (Δp-c and Δp-v) or parallel operation (Δp-c)
- → Very high starting torque for reliable starting

Price group: PG1

Ordering information

Yonos PICO-D Type	Pump connection	Energy efficiency index (EEI)	Port-to-port length l_0 mm	Max. operating pressure p bar	Mains connection	Gross weight, approx. m kg	Pieces per pallet	Art. no.		EUR
30/1-6	G 2	≤ 0.23	180	6	1~230 V, 50/60 Hz	5.3	40	4198299	K	**927.-**
30/1-8	G 2	≤ 0.23	180	6	1~230 V, 50/60 Hz	5.5	40	4198296	K	**1 087.-**

The benchmark for the most efficient circulators is EEI ≤ 0.20

Accessories

Type	Description	Art. no.		Price group	EUR
Wilo-Angle plug	Angle plug, angled to the left, with permanently attached (cast) 2 m connecting cable	4150229	L	PG14	**21.-**
Wilo-Connector	Wilo-Connector with 2 m connection cable and shockproof plug	4200870	L	PG14	**23.-**

= ready for delivery, L = supply availability, C = approx. 2 weeks, K = approx. 4 weeks, A = on request, = please contact Wilo
Subject to change – all prices do not include VAT. Our General Terms of Delivery and Service apply (see www.wilo.com/legal) – valid from 01/01/2019 in Germany.



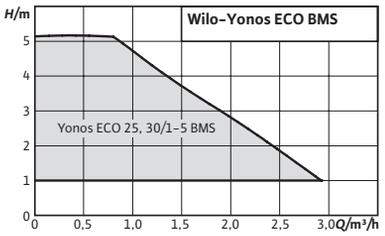

Accessories	Page
Pipe installation/ screwed connection	143
Pipe installation/ adapter fitting	145

Wilo-Yonos ECO...-BMS

Design type
Glandless circulation pump with threaded connection, EC motor with automatic power adjustment.

Application
Hot-water heating systems of all kinds, air-conditioning systems, closed cooling circuits, industrial circulation systems

Scope of delivery
- → Pump
- → Thermal insulation
- → Wilo-Connector
- → Control cable
- → Gaskets
- → Installation and operating instructions

Special features/product advantages
- → Potential-free collective fault signal contact (SSM) for connection to external monitoring units (e.g. building automation) and control input 0-10 V
- → Control cable (4-wire, 1.5 m) for SSM connection and 0-10 V
- → Wilo-Connector
- → Thermal insulation as standard
- → Pump housing with cataphoretic (KTL) coating protects against corrosion due to condensation formation

Price group: PG2

Ordering information

Yonos ECO...-BMS	Pump connection	Energy efficiency index (EEI)	Port-to-port length	Max. operating pressure	Mains connection	Gross weight, approx.	Pieces per pallet	Art. no.		
Type			l_0 mm	p bar		m kg				EUR
25/1-5 BMS	G 1½	≤ 0.20	180	10	1~230 V, 50/60 Hz	3	96	2150700	L	**713.-**
30/1-5 BMS	G 2	≤ 0.20	180	10	1~230 V, 50/60 Hz	3	96	2150701	L	**735.-**

The benchmark for the most efficient circulators is EEI ≤ 0.20

Accessories

Type	Description	Art. no.		Price group	
					EUR
Wilo-Angle plug	Angle plug, angled to the left, with permanently attached (cast) 2 m connecting cable	4150229	L	PG14	**21.-**
Wilo-Connector	Wilo-Connector with 2 m connection cable and shockproof plug	4200870	L	PG14	**23.-**

= ready for delivery, L = supply availability, C = approx. 2 weeks, K = approx. 4 weeks, A = on request, = please contact Wilo
Subject to change – all prices do not include VAT. Our General Terms of Delivery and Service apply (see www.wilo.com/legal) – valid from 01/01/2019 in Germany.



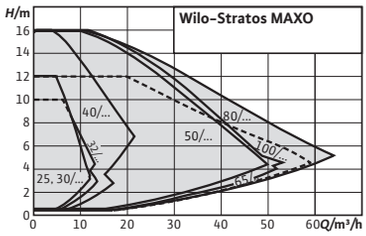

Accessories	Page
Pipe installation/ screwed connection	143
Pipe installation/ counter flange	144
Pipe installation/ adapter fitting	145
Pump control/interface modul	178
Cold water insulation	156

Wilo-Stratos MAXO

Design type
Smart glandless circulator with screwed connection or flange connection, EC motor with integrated electronic power adjustment.

Application
Hot-water heating systems of all kinds, air-conditioning systems, closed cooling circuits, industrial circulation systems.

Scope of delivery
- → Pump
- → Optimised Wilo-Connector
- → 2x threaded cable connection M16 x 1.5
- → Washers for flange screws (for nominal connection diameters DN 32 – DN 65)
- → Gaskets for threaded connection
- → Thermal insulation
- → Installation and operating instructions

Options
- → Special versions for operating pressure PN 16

Special features/product advantages
- → Intuitive operation by means of application-guided settings with the Setup Guide plus the combination of a new display and operating button using Green Button Technology.
- → Maximum energy efficiency thanks to the combination of optimised and innovative energy-saving functions (e.g. No-Flow Stop).
- → Optimum system efficiency thanks to new and innovative intelligent control functions, such as Dynamic Adapt plus, Multi-Flow Adaptation, T-const. and ΔT-const.
- → Latest communication interfaces (e.g. Bluetooth) for connection to mobile devices and direct pump networking for multiple pump control via Wilo Net.
- → Maximum convenience in electrical installation thanks to a clearly arranged and spacious terminal room and the optimised Wilo-Connector.

Notice
TÜV SÜD certificate can be viewed at: www.wilo.com/legal

Price group: PG17

Ordering information with screwed connection

Stratos MAXO	Pump connection	Energy efficiency index (EEI)	Port-to-port length	Max. operating pressure	Gross weight, approx.	Date of sales availability	Art. no.		
Type			l_0 mm	p bar	m kg				EUR
25/0,5-4	G 1½	≤ 0.18	180	10	8.3	2018-11-01	**2164567**	L	**804.–**
25/0,5-6	G 1½	≤ 0.18	180	10	8.3	2018-11-01	**2164568**	L	**989.–**
25/0,5-8	G 1½	≤ 0.19	180	10	8.3	2018-11-01	**2164569**	L	**1 103.–**
25/0,5-10	G 1½	≤ 0.19	180	10	8.6	2018-11-01	**2164570**	L	**1 197.–**
25/0,5-12	G 1½	≤ 0.19	180	10	8.6	2018-11-01	**2164571**	L	**1 477.–**
30/0,5-4	G 2	≤ 0.18	180	10	8.3	2018-11-01	**2164572**	L	**948.–**
30/0,5-6	G 2	≤ 0.18	180	10	8.3	2018-11-01	**2164573**	L	**1 065.–**
30/0,5-8	G 2	≤ 0.19	180	10	8.3	2018-11-01	**2164574**	L	**1 186.–**
30/0,5-10	G 2	≤ 0.19	180	10	8.6	2018-11-01	**2164575**	L	**1 294.–**
30/0,5-12	G 2	≤ 0.19	180	10	8.6	2018-11-01	**2164576**	L	**1 675.–**
30/0,5-14	G 2	≤ 0.19	180	10	8.6	2018-11-01	**2164577**	L	**1 926.–**

The benchmark for the most efficient circulators is EEI ≤ 0.20

Price group: PG17

Ordering information with flange connection

Stratos MAXO	Pump connection	Energy efficiency index (EEI)	Port-to-port length	Max. operating pressure	Gross weight, approx.	Date of sales availability	Art. no.		
Type			l_0 mm	p bar	m kg				EUR
32/0,5-8	DN 32	≤ 0.18	220	10	14.2	2018-11-01	**2164578**	L	**1 214.–**
32/0,5-10	DN 32	≤ 0.18	220	10	14.5	2018-11-01	**2164579**	L	**1 349.–**
32/0,5-12	DN 32	≤ 0.18	220	10	14.5	2018-11-01	**2164580**	L	**1 876.–**
32/0,5-16	DN 32	≤ 0.17	220	10	18.8	2019-02-01	**2164581**	L	**2 251.–**
40/0,5-4	DN 40	≤ 0.19	220	10	14.8	2018-11-01	**2164582**	L	**1 279.–**
40/0,5-8	DN 40	≤ 0.19	220	10	15.1	2018-11-01	**2164583**	L	**1 963.–**
40/0,5-12	DN 40	≤ 0.17	250	10	19.9	2018-11-01	**2164584**	L	**2 324.–**
40/0,5-16	DN 40	≤ 0.17	250	10	19.9	2018-11-01	**2164585**	L	**3 192.–**
50/0,5-6	DN 50	≤ 0.18	240	10	17.2	2018-11-01	**2164586**	L	**2 210.–**
50/0,5-8	DN 50	≤ 0.17	240	10	21.3	2018-11-01	**2164587**	L	**2 542.–**
50/0,5-9	DN 50	≤ 0.17	280	10	22.2	2018-11-01	**2164588**	L	**2 871.–**
50/0,5-12	DN 50	≤ 0.17	280	10	22.2	2018-11-01	**2164589**	L	**3 063.–**
50/0,5-14	DN 50	≤ 0.17	340	10	31.3	2019-02-01	**2164590**	L	**3 742.–**
50/0,5-16	DN 50	≤ 0.17	340	10	32.4	2019-02-01	**2164591**	L	**4 157.–**
65/0,5-6	DN 65	≤ 0.17	280	10	23.9	2018-11-01	**2164592**	L	**2 695.–**
65/0,5-9	DN 65	≤ 0.17	280	10	23.9	2018-11-01	**2164593**	L	**3 109.–**
65/0,5-12	DN 65	≤ 0.17	340	10	33.8	2019-02-01	**2164594**	L	**3 496.–**
65/0,5-16	DN 65	≤ 0.17	340	10	34.9	2019-02-01	**2164595**	L	**4 249.–**
80/0,5-6	DN 80	≤ 0.17	360	6	35.1	2019-02-01	**2164596**	L	**3 639.–**
80/0,5-6	DN 80	≤ 0.17	360	10	35.1	2019-02-01	**2164597**	L	**3 874.–**
80/0,5-12	DN 80	≤ 0.17	360	6	36.2	2019-02-01	**2164598**	L	**4 641.–**
80/0,5-12	DN 80	≤ 0.17	360	10	36.2	2019-02-01	**2164599**	L	**4 876.–**
80/0,5-16	DN 80	≤ 0.17	360	6	36.2	2019-02-01	**2164600**	L	**5 568.–**
80/0,5-16	DN 80	≤ 0.17	360	10	36.2	2019-02-01	**2164601**	L	**5 804.–**
100/0,5-6	DN 100	≤ 0.17	360	6	38.2	2019-02-01	**2164602**	L	**4 208.–**
100/0,5-6	DN 100	≤ 0.17	360	10	38.2	2019-02-01	**2164603**	L	**4 444.–**
100/0,5-12	DN 100	≤ 0.17	360	6	39.3	2019-02-01	**2164604**	L	**5 608.–**
100/0,5-12	DN 100	≤ 0.17	360	10	39.3	2019-02-01	**2164605**	L	**5 843.–**

The benchmark for the most efficient circulators is EEI ≤ 0.20

🚚 = ready for delivery, L = supply availability, C = approx. 2 weeks, K = approx. 4 weeks, A = on request, 📞 = please contact Wilo
Subject to change – all prices do not include VAT. Our General Terms of Delivery and Service apply (see www.wilo.com/legal) – valid from 01/01/2019 in Germany.

Price group: PG17

Ordering information with screwed connection PN16

Stratos MAXO	Pump connection	Energy efficiency index (EEI)	Port-to-port length	Max. operating pressure	Gross weight, approx.	Date of sales availability	Art. no.		
Type			l_0 mm	p bar	m kg				EUR
25/0,5-4	G 1½	≤ 0.18	180	16	8.3	2018-11-01	**2186255**	C	**1 169.–**
25/0,5-6	G 1½	≤ 0.18	180	16	8.3	2018-11-01	**2186256**	C	**1 354.–**
25/0,5-8	G 1½	≤ 0.19	180	16	8.3	2018-11-01	**2186257**	C	**1 468.–**
25/0,5-10	G 1½	≤ 0.19	180	16	8.6	2018-11-01	**2186258**	C	**1 562.–**
25/0,5-12	G 1½	≤ 0.19	180	16	8.6	2018-11-01	**2186259**	C	**1 842.–**
30/0,5-4	G 2	≤ 0.18	180	16	8.3	2018-11-01	**2186260**	C	**1 423.–**
30/0,5-6	G 2	≤ 0.18	180	16	8.3	2018-11-01	**2186261**	C	**1 540.–**
30/0,5-8	G 2	≤ 0.19	180	16	8.3	2018-11-01	**2186262**	C	**1 661.–**
30/0,5-10	G 2	≤ 0.19	180	16	8.6	2018-11-01	**2186263**	C	**1 769.–**
30/0,5-12	G 2	≤ 0.19	180	16	8.6	2018-11-01	**2186264**	C	**2 150.–**
30/0,5-14	G 2	≤ 0.19	180	16	8.6	2018-11-01	**2186265**	C	**2 401.–**

The benchmark for the most efficient circulators is EEI ≤ 0.20

Price group: PG17

Ordering information with flange connection PN16

Stratos MAXO	Pump connection	Energy efficiency index (EEI)	Port-to-port length	Max. operating pressure	Gross weight, approx.	Date of sales availability	Art. no.		
Type			l_0 mm	p bar	m kg				EUR
32/0,5-8	DN 32	≤ 0.18	220	16	14.2	2018-11-01	**2186266**	C	**1 739.–**
32/0,5-10	DN 32	≤ 0.18	220	16	14.5	2018-11-01	**2186267**	C	**1 874.–**
32/0,5-12	DN 32	≤ 0.18	220	16	14.5	2018-11-01	**2186268**	C	**2 401.–**
32/0,5-16	DN 32	≤ 0.17	220	16	18.8	2019-02-01	**2186269**	C	**2 776.–**
40/0,5-4	DN 40	≤ 0.19	220	16	14.8	2018-11-01	**2186270**	C	**1 849.–**
40/0,5-8	DN 40	≤ 0.19	220	16	15.1	2018-11-01	**2186271**	C	**2 533.–**
40/0,5-12	DN 40	≤ 0.17	250	16	19.9	2018-11-01	**2186272**	C	**2 894.–**
40/0,5-16	DN 40	≤ 0.17	250	16	19.9	2018-11-01	**2186273**	C	**3 762.–**
50/0,5-6	DN 50	≤ 0.18	240	16	17.2	2018-11-01	**2186274**	C	**2 780.–**
50/0,5-8	DN 50	≤ 0.17	240	16	21.3	2018-11-01	**2186275**	C	**3 112.–**
50/0,5-9	DN 50	≤ 0.17	280	16	22.2	2018-11-01	**2186276**	C	**3 441.–**
50/0,5-12	DN 50	≤ 0.17	280	16	22.2	2018-11-01	**2186277**	C	**3 633.–**
50/0,5-14	DN 50	≤ 0.17	340	16	31.3	2019-02-01	**2186278**	C	**4 312.–**
50/0,5-16	DN 50	≤ 0.17	340	16	32.4	2019-02-01	**2186279**	C	**4 727.–**
65/0,5-6	DN 65	≤ 0.17	280	16	23.9	2018-11-01	**2186280**	C	**3 320.–**
65/0,5-9	DN 65	≤ 0.17	280	16	23.9	2018-11-01	**2186281**	C	**3 734.–**
65/0,5-12	DN 65	≤ 0.17	340	16	33.8	2019-02-01	**2186282**	C	**4 121.–**
65/0,5-16	DN 65	≤ 0.17	340	16	34.9	2019-02-01	**2186283**	C	**4 874.–**
80/0,5-6	DN 80	≤ 0.17	360	16	35.1	2019-02-01	**2186284**	C	**4 499.–**
80/0,5-12	DN 80	≤ 0.17	360	16	36.2	2019-02-01	**2186285**	C	**5 501.–**
80/0,5-16	DN 80	≤ 0.17	360	16	36.2	2019-02-01	**2186286**	C	**6 429.–**
100/0,5-6	DN 100	≤ 0.17	360	16	38.2	2019-02-01	**2186287**	C	**5 119.–**
100/0,5-12	DN 100	≤ 0.17	360	16	39.3	2019-02-01	**2186288**	C	**6 518.–**

The benchmark for the most efficient circulators is EEI ≤ 0.20

= ready for delivery, L = supply availability, C = approx. 2 weeks, K = approx. 4 weeks, A = on request, = please contact Wilo
Subject to change – all prices do not include VAT. Our General Terms of Delivery and Service apply (see www.wilo.com/legal) – valid from 01/01/2019 in Germany.

Accessories					
Type	**Description**	**Art. no.**		**Price group**	
			🚚		EUR
Immersion sensor PT 1000 AA	Temperature sensor Pt 1000 AA to be installed in immersion sleeve. Connected to Wilo-Stratos MAXO.	**2193422**	A	PG14	**26.-**
Pipe surface contact sensor PT 1000 B	Temperature sensor Pt 1000 B to be clamped-on the piping. Connected to Wilo-Stratos MAXOS-Z.	**2193421**	A	PG14	**26.-**
Immersion sleeve G ½, 100mm	Immersion sleeve with 100 mm port-to-port length incl. screw thread G 1/2" to connect the immersion temperature sensor Pt 1000 AA.	**2193424**	A	PG14	**23.-**
Immersion sleeve G ½, 45mm	Immersion sleeve with 45 mm port-to-port length incl. screw thread G 1/2" to connect the immersion temperature sensor Pt 1000 AA.	**2193423**	A	PG14	**21.-**

🚚 = ready for delivery, L = supply availability, C = approx. 2 weeks, K = approx. 4 weeks, A = on request, 📞 = please contact Wilo
Subject to change – all prices do not include VAT. Our General Terms of Delivery and Service apply (see www.wilo.com/legal) – valid from 01/01/2019 in Germany.



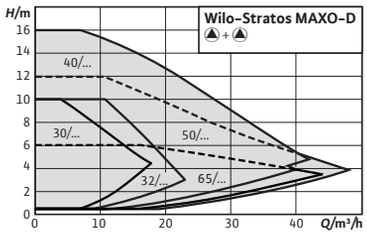

Accessories	Page
Pipe installation/ screwed connection	143
Pipe installation/ counter flange	144
Pipe installation/ adapter fitting	145
Pump control/interface modul	178
Blind flanges	196

Wilo-Stratos MAXO-D

Design type
Smart glandless twin-head circulator with screwed connection or flange connection, EC motor with integrated electronic power adjustment.

Application
Hot-water heating systems of all kinds, air-conditioning systems, closed cooling circuits, industrial circulation systems.

Scope of delivery
- → Pump
- → 2x optimised Wilo-Connector
- → 4x threaded cable connection M16 x 1.5
- → Washers for flange screws (for nominal connection diameters DN 32 – DN 65)
- → Gaskets for threaded connection
- → Installation and operating instructions

Options
- → Special versions for operating pressure PN 16

Special features/product advantages
- → Intuitive operation by means of application-guided settings with the Setup Guide plus the combination of a new display and operating button using Green Button Technology.
- → Maximum energy efficiency thanks to the combination of optimised and innovative energy-saving functions (e.g. No-Flow Stop).
- → Optimum system efficiency thanks to new and innovative intelligent control functions, such as Dynamic Adapt plus, Multi-Flow Adaptation, T-const. and ΔT-const.
- → Latest communication interfaces (e.g. Bluetooth) for connection to mobile devices and direct pump networking for multiple pump control via Wilo Net.
- → Maximum convenience in electrical installation thanks to a clearly arranged and spacious terminal room and the optimised Wilo-Connector.

Price group: PG17

Ordering information with screwed connection

Stratos MAXO-D	Pump connection	Energy efficiency index (EEI)	Port-to-port length	Max. operating pressure	Gross weight, approx.	Date of sales availability	Art. no.		
Type			l_0 mm	p bar	m kg				EUR
30/0,5-6	G 2	≤ 0.19	180	10	20.6	2018-11-01	**2164645**	L	**1 970.–**
30/0,5-10	G 2	≤ 0.19	180	10	21.2	2018-11-01	**2164646**	L	**2 394.–**

The benchmark for the most efficient circulators is EEI ≤ 0.20

= ready for delivery, L = supply availability, C = approx. 2 weeks, K = approx. 4 weeks, A = on request, = please contact Wilo
Subject to change – all prices do not include VAT. Our General Terms of Delivery and Service apply (see www.wilo.com/legal) – valid from 01/01/2019 in Germany.

Price group: PG17

Ordering information with flange connection

Stratos MAXO-D	Pump connection	Energy efficiency index (EEI)	Port-to-port length	Max. operating pressure	Gross weight, approx.	Date of sales availability	Art. no.		
Type			l_0 mm	p bar	m kg				EUR
32/0,5-8	DN 32	≤ 0.19	220	10	24.9	2018-11-01	**2164647**	L	**2 496.-**
32/0,5-12	DN 32	≤ 0.19	220	10	25.5	2018-11-01	**2164648**	L	**3 471.-**
40/0,5-8	DN 40	≤ 0.18	220	10	27.6	2018-11-01	**2164649**	L	**3 632.-**
40/0,5-12	DN 40	≤ 0.17	250	10	38.8	2018-11-01	**2164650**	L	**4 299.-**
40/0,5-16	DN 40	≤ 0.17	250	10	38.8	2018-11-01	**2164651**	L	**5 905.-**
50/0,5-6	DN 50	≤ 0.18	240	10	30.5	2018-11-01	**2164652**	L	**4 089.-**
50/0,5-8	DN 50	≤ 0.17	240	10	41.1	2018-11-01	**2164653**	L	**4 703.-**
50/0,5-9	DN 50	≤ 0.17	280	10	41.1	2018-11-01	**2164654**	L	**5 311.-**
50/0,5-12	DN 50	≤ 0.17	280	10	41.1	2018-11-01	**2164655**	L	**5 667.-**
50/0,5-16	DN 50	≤ 0.17	340	10	66.8	2019-02-01	**2164656**	L	**7 690.-**
65/0,5-6	DN 65	≤ 0.17	280	10	44.9	2018-11-01	**2164657**	L	**4 986.-**
65/0,5-12	DN 65	≤ 0.17	340	10	66.6	2019-02-01	**2164658**	L	**6 468.-**
65/0,5-16	DN 65	≤ 0.17	340	10	66.8	2019-02-01	**2164659**	L	**7 861.-**
80/0,5-6	DN 80	≤ 0.18	360	6	68.3	2019-02-01	**2164660**	L	**6 732.-**
80/0,5-6	DN 80	≤ 0.18	360	10	68.3	2019-02-01	**2164661**	L	**7 167.-**
80/0,5-12	DN 80	≤ 0.17	360	6	70.5	2019-02-01	**2164662**	L	**8 586.-**
80/0,5-12	DN 80	≤ 0.17	360	10	70.5	2019-02-01	**2164663**	L	**9 021.-**
80/0,5-16	DN 80	≤ 0.17	360	6	70.5	2019-02-01	**2164664**	L	**10 301.-**
80/0,5-16	DN 80	≤ 0.17	360	10	70.5	2019-02-01	**2164665**	L	**10 737.-**

The benchmark for the most efficient circulators is EEI ≤ 0.20

Price group: PG17

Ordering information with screwed connection PN16

Stratos MAXO-D	Pump connection	Energy efficiency index (EEI)	Port-to-port length	Max. operating pressure	Gross weight, approx.	Date of sales availability	Art. no.		
Type			l_0 mm	p bar	m kg				EUR
30/0,5-6	G 2	≤ 0.19	180	16	20.6	2018-11-01	**2186289**	C	**2 445.-**
30/0,5-10	G 2	≤ 0.19	180	16	21.2	2018-11-01	**2186290**	C	**2 869.-**

The benchmark for the most efficient circulators is EEI ≤ 0.20

Price group: PG17

Ordering information with flange connection PN16

Stratos MAXO-D	Pump connection	Energy efficiency index (EEI)	Port-to-port length	Max. operating pressure	Gross weight, approx.	Date of sales availability	Art. no.		
Type			l_0 mm	p bar	m kg				EUR
32/0,5-8	DN 32	≤ 0.19	220	16	24.9	2018-11-01	**2186291**	C	**2 771.-**
32/0,5-12	DN 32	≤ 0.19	220	16	25.5	2018-11-01	**2186292**	C	**3 996.-**
40/0,5-8	DN 40	≤ 0.18	220	16	27.6	2018-11-01	**2186293**	C	**4 202.-**
40/0,5-12	DN 40	≤ 0.17	250	16	38.8	2018-11-01	**2186294**	C	**4 869.-**
40/0,5-16	DN 40	≤ 0.17	250	16	38.8	2018-11-01	**2186295**	C	**6 475.-**
50/0,5-6	DN 50	≤ 0.18	240	16	30.5	2018-11-01	**2186296**	C	**4 659.-**
50/0,5-8	DN 50	≤ 0.17	240	16	41.1	2018-11-01	**2186297**	C	**5 273.-**
50/0,5-9	DN 50	≤ 0.17	280	16	41.1	2018-11-01	**2186298**	C	**5 881.-**
50/0,5-12	DN 50	≤ 0.17	280	16	41.1	2018-11-01	**2186299**	C	**6 237.-**
50/0,5-16	DN 50	≤ 0.17	340	16	66.8	2019-02-01	**2186300**	C	**8 260.-**
65/0,5-6	DN 65	≤ 0.17	280	16	44.9	2018-11-01	**2186301**	C	**5 611.-**

The benchmark for the most efficient circulators is EEI ≤ 0.20

= ready for delivery, L = supply availability, C = approx. 2 weeks, K = approx. 4 weeks, A = on request, = please contact Wilo
Subject to change – all prices do not include VAT. Our General Terms of Delivery and Service apply (see www.wilo.com/legal) – valid from 01/01/2019 in Germany.

Price group: PG17

Ordering information with flange connection PN16

Stratos MAXO-D	Pump connection	Energy efficiency index (EEI)	Port-to-port length	Max. operating pressure	Gross weight, approx.	Date of sales availability	Art. no.		
Type			l_0 mm	p bar	m kg				EUR
65/0,5-12	DN 65	≤ 0.17	340	16	66.6	2019-02-01	**2186302**	C	**7 093.–**
65/0,5-16	DN 65	≤ 0.17	340	16	66.8	2019-02-01	**2186303**	C	**8 486.–**
80/0,5-6	DN 80	≤ 0.18	360	16	68.3	2019-02-01	**2186304**	C	**7 792.–**
80/0,5-12	DN 80	≤ 0.17	360	16	70.5	2019-02-01	**2186305**	C	**9 646.–**
80/0,5-16	DN 80	≤ 0.17	360	16	70.5	2019-02-01	**2186306**	C	**11 362.–**

The benchmark for the most efficient circulators is EEI ≤ 0.20

Accessories

Type	Description	Art. no.		Price group	
					EUR
Immersion sensor PT 1000 AA	Temperature sensor Pt 1000 AA to be installed in immersion sleeve. Connected to Wilo-Stratos MAXO.	**2193422**	A	PG14	**26.–**
Pipe surface contact sensor PT 1000 B	Temperature sensor Pt 1000 B to be clamped-on the piping. Connected to Wilo-Stratos MAXOS-Z.	**2193421**	A	PG14	**26.–**
Immersion sleeve G ½, 100mm	Immersion sleeve with 100 mm port-to-port length incl. screw thread G 1/2" to connect the immersion temperature sensor Pt 1000 AA.	**2193424**	A	PG14	**23.–**
Immersion sleeve G ½, 45mm	Immersion sleeve with 45 mm port-to-port length incl. screw thread G 1/2" to connect the immersion temperature sensor Pt 1000 AA.	**2193423**	A	PG14	**21.–**

= ready for delivery, L = supply availability, C = approx. 2 weeks, K = approx. 4 weeks, A = on request, = please contact Wilo
Subject to change – all prices do not include VAT. Our General Terms of Delivery and Service apply (see www.wilo.com/legal) – valid from 01/01/2019 in Germany.



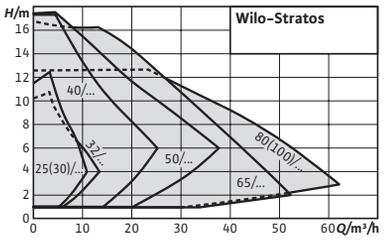

Accessories	Page
Pipe installation/ screwed connection	143
Pipe installation/ counter flange	144
Pipe installation/ adapter fitting	145
Pump control/interface modul	178
IR-Monitor/IR-Stick	197

TÜV SÜD

Q-Limit
EEI ≤ 0.20

Wilo-Stratos

Design type
Glandless circulation pump with threaded connection or flange connection, EC motor with automatic power adjustment.

Application
Hot-water heating systems of all kinds, air-conditioning systems, closed cooling circuits, industrial circulation systems.

Scope of delivery
- → Pump
- → Including thermal insulation
- → Including seals for threaded connection
- → Incl. washers for flange screws (for nominal connection diameters DN 32 – DN 65)
- → Including installation and operating instructions

Options
- → Special versions for operating pressure PN 16

Special features/product advantages
- → Energy savings through greater system efficiency with the Q-Limit function (volume flow limiter)
- → Improved Energy Efficiency Index (EEI) ≤0.20 for all single pumps.
- → Optimised display for better readability and operation
- → Space-saving installation due to compact design and location-dependent LC display
- → Modular concept for connection of all conventional bus systems (e.g. Modbus, BACnet, CAN, LON and PLR)
- → Tried and tested quality and reliability

Notice
TÜV SÜD certificate can be viewed at: www.wilo.com/legal

Price group: PG2

Ordering information with screwed connection

Stratos	Pump connection	Energy efficiency index (EEI)	Port-to-port length	Max. operating pressure	Mains connection	Gross weight, approx.	Art. no.		
Type			l_0 mm	p bar		m kg			EUR
25/1-4	G 1½	≤ 0.20	180	10	1~230 V, 50/60 Hz	4.8	2104225	L	**774.–**
25/1-6	G 1½	≤ 0.20	180	10	1~230 V, 50/60 Hz	4.8	2090447	L	**952.–**
25/1-8	G 1½	≤ 0.20	180	10	1~230 V, 50/60 Hz	4.8	2090448	L	**1 062.–**
25/1-10	G 1½	≤ 0.20	180	10	1~230 V, 50/60 Hz	4.8	2103615	L	**1 153.–**
25/1-12	G 1½	≤ 0.20	180	10	1~230 V, 50/60 Hz	6.2	2104941	L	**1 421.–**

The benchmark for the most efficient circulators is EEI ≤ 0.20

= ready for delivery, L = supply availability, C = approx. 2 weeks, K = approx. 4 weeks, A = on request, = please contact Wilo
Subject to change – all prices do not include VAT. Our General Terms of Delivery and Service apply (see www.wilo.com/legal) – valid from 01/01/2019 in Germany.

Price group: PG2

Ordering information with screwed connection

Stratos	Pump connection	Energy efficiency index (EEI)	Port-to-port length	Max. operating pressure	Mains connection	Gross weight, approx.	Art. no.		
Type			l_0 mm	p bar		m kg			EUR
30/1-4	G 2	≤ 0.20	180	10	1~230 V, 50/60 Hz	4.8	2104226	L	**913.–**
30/1-6	G 2	≤ 0.20	180	10	1~230 V, 50/60 Hz	4.8	2090449	L	**1 025.–**
30/1-8	G 2	≤ 0.20	180	10	1~230 V, 50/60 Hz	4.8	2090450	L	**1 141.–**
30/1-10	G 2	≤ 0.20	180	10	1~230 V, 50/60 Hz	4.9	2103616	L	**1 245.–**
30/1-12	G 2	≤ 0.20	180	10	1~230 V, 50/60 Hz	6.3	2090451	L	**1 612.–**

The benchmark for the most efficient circulators is EEI ≤ 0.20

Price group: PG2

Ordering information with flange connection

Stratos	Pump connection	Energy efficiency index (EEI)	Port-to-port length	Max. operating pressure	Mains connection	Gross weight, approx.	Art. no.		
Type			l_0 mm	p bar		m kg			EUR
32/1-10	DN 32	≤ 0.20	220	10	1~230 V, 50/60 Hz	8.4	2103617	L	**1 299.–**
32/1-12	DN 32	≤ 0.20	220	10	1~230 V, 50/60 Hz	10.3	2090452	L	**1 806.–**
40/1-4	DN 40	≤ 0.20	220	10	1~230 V, 50/60 Hz	9.3	2090453	L	**1 231.–**
40/1-8	DN 40	≤ 0.20	220	10	1~230 V, 50/60 Hz	11	2090454	L	**1 890.–**
40/1-10	DN 40	≤ 0.20	220	10	1~230 V, 50/60 Hz	8.6	2103618	L	**1 418.–**
40/1-12	DN 40	≤ 0.20	250	10	1~230 V, 50/60 Hz	15.4	2090455	L	**2 237.–**
40/1-16	DN 40	≤ 0.20	250	10	1~230 V, 50/60 Hz	24.8	2150588	L	**3 072.–**
50/1-6	DN 50	≤ 0.20	240	10	1~230 V, 50/60 Hz	11.9	2146340	L	**2 127.–**
50/1-8	DN 50	≤ 0.20	240	10	1~230 V, 50/60 Hz	11.9	2090456	L	**2 447.–**
50/1-9	DN 50	≤ 0.20	280	10	1~230 V, 50/60 Hz	16.8	2090457	L	**2 763.–**
50/1-10	DN 50	≤ 0.20	240	10	1~230 V, 50/60 Hz	9.4	2103619	L	**1 684.–**
50/1-12	DN 50	≤ 0.20	280	10	1~230 V, 50/60 Hz	17.9	2090458	L	**2 949.–**
50/1-16	DN 50	≤ 0.20	340	10	1~230 V, 50/60 Hz	27.8	2150590	L	**4 002.–**
65/1-6	DN 65	≤ 0.20	280	10	1~230 V, 50/60 Hz	17.9	2146341	L	**2 595.–**
65/1-9	DN 65	≤ 0.20	280	10	1~230 V, 50/60 Hz	19.5	2090459	L	**2 993.–**
65/1-12	DN 65	≤ 0.20	340	10	1~230 V, 50/60 Hz	29.2	2163267	L	**3 365.–**
65/1-16	DN 65	≤ 0.20	340	10	1~230 V, 50/60 Hz	31	2150591	L	**4 090.–**
80/1-6	DN 80	≤ 0.20	360	6	1~230 V, 50/60 Hz	34.3	2146342	L	**3 503.–**
80/1-6	DN 80	≤ 0.20	360	10	1~230 V, 50/60 Hz	34.3	2146343	L	**3 730.–**
80/1-12	DN 80	≤ 0.20	360	6	1~230 V, 50/60 Hz	34.3	2150592	L	**4 467.–**
80/1-12	DN 80	≤ 0.20	360	10	1~230 V, 50/60 Hz	34.3	2150593	L	**4 694.–**
100/1-6	DN 100	≤ 0.20	360	6	1~230 V, 50/60 Hz	37.3	2146344	L	**4 051.–**
100/1-6	DN 100	≤ 0.20	360	10	1~230 V, 50/60 Hz	37.3	2146345	L	**4 278.–**
100/1-12	DN 100	≤ 0.20	360	6	1~230 V, 50/60 Hz	37.3	2150594	L	**5 398.–**
100/1-12	DN 100	≤ 0.20	360	10	1~230 V, 50/60 Hz	37.3	2150595	L	**5 625.–**

The benchmark for the most efficient circulators is EEI ≤ 0.20

= ready for delivery, L = supply availability, C = approx. 2 weeks, K = approx. 4 weeks, A = on request, = please contact Wilo

Subject to change – all prices do not include VAT. Our General Terms of Delivery and Service apply (see www.wilo.com/legal) – valid from 01/01/2019 in Germany.

Price group: PG2

Ordering information with screwed connection PN16

Stratos	Pump connection	Energy efficiency index (EEI)	Port-to-port length	Max. operating pressure	Mains connection	Gross weight, approx.	Art. no.		
Type			l_0 mm	p bar		m kg			EUR
25/1-4	G 1½	≤ 0.20	180	16	1~230 V, 50/60 Hz	4.8	2110661	C	**1 149.–**
25/1-6	G 1½	≤ 0.20	180	16	1~230 V, 50/60 Hz	4.8	2065097	C	**1 328.–**
25/1-8	G 1½	≤ 0.20	180	10	1~230 V, 50/60 Hz	4.8	2063363	C	**1 438.–**
25/1-10	G 1½	≤ 0.20	180	16	1~230 V, 50/60 Hz	4.8	2111506	C	**1 529.–**
25/1-12	G 1½	≤ 0.20	180	16	1~230 V, 50/60 Hz	6.2	2163188	C	**1 797.–**
30/1-4	G 2	≤ 0.20	180	16	1~230 V, 50/60 Hz	4.8	2131799	C	**1 402.–**
30/1-6	G 2	≤ 0.20	180	10	1~230 V, 50/60 Hz	4.8	2069760	C	**1 514.–**
30/1-8	G 2	≤ 0.20	180	10	1~230 V, 50/60 Hz	4.8	2069759	C	**1 630.–**
30/1-10	G 2	≤ 0.20	180	16	1~230 V, 50/60 Hz	4.9	2117648	C	**1 735.–**
30/1-12	G 2	≤ 0.20	180	10	1~230 V, 50/60 Hz	6.3	2072567	C	**2 101.–**

The benchmark for the most efficient circulators is EEI ≤ 0.20

Price group: PG2

Ordering information with flange connection PN16

Stratos	Pump connection	Energy efficiency index (EEI)	Port-to-port length	Max. operating pressure	Mains connection	Gross weight, approx.	Art. no.		
Type			l_0 mm	p bar		m kg			EUR
32/1-10	DN 32	≤ 0.23	220	16	1~230 V, 50/60 Hz	8.6	2110124	C	**1 840.–**
32/1-12	DN 32	≤ 0.20	220	16	1~230 V, 50/60 Hz	10.3	2072566	C	**2 346.–**
40/1-4	DN 40	≤ 0.20	220	16	1~230 V, 50/60 Hz	9.3	2069142	C	**1 818.–**
40/1-8	DN 40	≤ 0.20	220	16	1~230 V, 50/60 Hz	11	2068604	C	**2 477.–**
40/1-10	DN 40	≤ 0.20	220	16	1~230 V, 50/60 Hz	8.6	2113776	C	**2 005.–**
40/1-12	DN 40	≤ 0.20	250	16	1~230 V, 50/60 Hz	15.4	2063362	C	**2 824.–**
40/1-16	DN 40	≤ 0.20	250	16	1~230 V, 50/60 Hz	24.8	2149602	C	**3 660.–**
50/1-6	DN 50	≤ 0.20	240	16	1~230 V, 50/60 Hz	11.9	2149603	C	**2 714.–**
50/1-8	DN 50	≤ 0.20	240	16	1~230 V, 50/60 Hz	11.9	2069740	C	**3 034.–**
50/1-9	DN 50	≤ 0.20	280	16	1~230 V, 50/60 Hz	16.8	2069363	C	**3 351.–**
50/1-10	DN 50	≤ 0.20	240	16	1~230 V, 50/60 Hz	9.4	2120729	C	**2 271.–**
50/1-12	DN 50	≤ 0.20	280	16	1~230 V, 50/60 Hz	17.9	2063361	C	**3 536.–**
50/1-16	DN 50	≤ 0.20	340	16	1~230 V, 50/60 Hz	27.8	2149847	C	**4 589.–**
65/1-6	DN 65	≤ 0.20	280	16	1~230 V, 50/60 Hz	17.8	2163187	C	**3 238.–**
65/1-9	DN 65	≤ 0.20	280	16	1~230 V, 50/60 Hz	19.5	2069362	C	**3 637.–**
65/1-12	DN 65	≤ 0.20	340	16	1~230 V, 50/60 Hz	31	2069739	C	**4 009.–**
65/1-16	DN 65	≤ 0.20	340	16	1~230 V, 50/60 Hz	31	2152309	C	**4 734.–**
80/1-6	DN 80	≤ 0.20	360	16	1~230 V, 50/60 Hz	34.3	2149431	C	**4 373.–**
80/1-12	DN 80	≤ 0.20	360	16	1~230 V, 50/60 Hz	34.3	2063364	C	**5 337.–**
100/1-6	DN 100	≤ 0.20	360	16	1~230 V, 50/60 Hz	37.3	2149432	C	**4 973.–**
100/1-12	DN 100	≤ 0.20	360	16	1~230 V, 50/60 Hz	37.3	2069578	C	**6 320.–**

The benchmark for the most efficient circulators is EEI ≤ 0.20

= ready for delivery, L = supply availability, C = approx. 2 weeks, K = approx. 4 weeks, A = on request, = please contact Wilo
Subject to change – all prices do not include VAT. Our General Terms of Delivery and Service apply (see www.wilo.com/legal) – valid from 01/01/2019 in Germany.



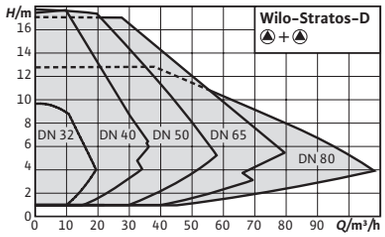

Accessories	Page
IR-Monitor/IR-Stick	197
Pipe installation/ adapter fitting	145
Pump control/interface modul	178
Blind flanges	196

Wilo-Stratos-D

Design type
Glandless double circulation pump with flange connection, EC motor with automatic power adjustment

Application
Hot-water heating systems of all kinds, air-conditioning systems, closed cooling circuits, industrial circulation systems

Scope of delivery
- → Pump
- → Incl. washers for flange screws (for nominal connection diameters DN 32 – DN 65)
- → Including installation and operating instructions

Options
- → Special versions for operating pressure PN 16

Special features/product advantages
- → Energy savings through greater system efficiency with the Q-Limit function (volume flow limiter)
- → Improved Energy Efficiency Index (EEI) ≤0.23 for all double pumps.
- → Optimised display for better readability and operation
- → Space-saving installation due to compact design and location-dependent LC display
- → Modular concept for connection of all conventional bus systems (e.g. Modbus, BACnet, CAN, LON and PLR)
- → Dual pump management via retrofittable IF-Modules:
- → Tried and tested quality and reliability

Price group: PG2

Ordering information with flange connection

Stratos-D	Pump connection	Energy efficiency index (EEI)	Port-to-port length	Max. operating pressure	Mains connection	Gross weight, approx.	Art. no.		
Type			l_0 mm	p bar		m kg			EUR
32/1-8	DN 32	≤ 0.23	220	10	1~230 V, 50/60 Hz	13.8	2160567	L	**2 403.–**
32/1-12	DN 32	≤ 0.23	220	10	1~230 V, 50/60 Hz	18.3	2090462	L	**3 340.–**
40/1-8	DN 40	≤ 0.23	220	10	1~230 V, 50/60 Hz	18.3	2090463	L	**3 497.–**
40/1-12	DN 40	≤ 0.23	250	10	1~230 V, 50/60 Hz	27.3	2090464	L	**4 139.–**
40/1-16	DN 40	≤ 0.23	250	10	1~230 V, 50/60 Hz	46.3	2150597	L	**5 685.–**
50/1-8	DN 50	≤ 0.23	240	10	1~230 V, 50/60 Hz	20.3	2090465	L	**4 528.–**
50/1-9	DN 50	≤ 0.23	280	10	1~230 V, 50/60 Hz	29.3	2090466	L	**5 113.–**
50/1-12	DN 50	≤ 0.23	280	10	1~230 V, 50/60 Hz	29.3	2090467	L	**5 456.–**

The benchmark for the most efficient circulators is EEI ≤ 0.20

= ready for delivery, L = supply availability, C = approx. 2 weeks, K = approx. 4 weeks, A = on request, = please contact Wilo
Subject to change – all prices do not include VAT. Our General Terms of Delivery and Service apply (see www.wilo.com/legal) – valid from 01/01/2019 in Germany.

Price group: PG2

Ordering information with flange connection

Stratos-D	Pump connection	Energy efficiency index (EEI)	Port-to-port length	Max. operating pressure	Mains connection	Gross weight, approx.	Art. no.		
Type			l_0 mm	p bar		m kg			EUR
50/1-16	DN 50	≤ 0.23	340	10	1~230 V, 50/60 Hz	50.3	2150598	L	**7 403.–**
65/1-12	DN 65	≤ 0.23	340	10	1~230 V, 50/60 Hz	51.4	2160571	L	**6 225.–**
65/1-16	DN 65	≤ 0.23	340	10	1~230 V, 50/60 Hz	53.3	2150599	L	**7 566.–**
80/1-6	DN 80	≤ 0.23	360	10	1~230 V, 50/60 Hz	64	2163265	L	**6 900.–**
80/1-6	DN 80	≤ 0.23	360	6	1~230 V, 50/60 Hz	63.3	2163264	L	**6 481.–**
80/1-12	DN 80	≤ 0.23	360	10	1~230 V, 50/60 Hz	64	2150601	L	**8 683.–**
80/1-12	DN 80	≤ 0.23	360	6	1~230 V, 50/60 Hz	63.3	2150600	L	**8 264.–**

The benchmark for the most efficient circulators is EEI ≤ 0.20

Price group: PG2

Ordering information with flange connection PN16

Stratos-D	Pump connection	Energy efficiency index (EEI)	Port-to-port length	Max. operating pressure	Mains connection	Gross weight, approx.	Art. no.		
Type			l_0 mm	p bar		m kg			EUR
32/1-8	DN 32	≤ 0.23	220	16	1~230 V, 50/60 Hz	14	2083125	C	**2 944.–**
32/1-12	DN 32	≤ 0.23	220	16	1~230 V, 50/60 Hz	19	2083606	C	**3 881.–**
40/1-8	DN 40	≤ 0.23	220	16	1~230 V, 50/60 Hz	19	2099901	C	**4 084.–**
40/1-12	DN 40	≤ 0.23	250	16	1~230 V, 50/60 Hz	28	2072568	C	**4 726.–**
50/1-8	DN 50	≤ 0.23	240	16	1~230 V, 50/60 Hz	21	2086550	C	**5 115.–**
50/1-9	DN 50	≤ 0.23	280	16	1~230 V, 50/60 Hz	30	2099903	C	**5 700.–**
50/1-12	DN 50	≤ 0.23	280	16	1~230 V, 50/60 Hz	30	2099902	C	**6 043.–**
65/1-12	DN 65	≤ 0.23	340	16	1~230 V, 50/60 Hz	53.5	2097597	C	**6 869.–**
80/1-12	DN 80	≤ 0.23	360	16	1~230 V, 50/60 Hz	64.5	2087634	C	**9 327.–**

The benchmark for the most efficient circulators is EEI ≤ 0.20

= ready for delivery, L = supply availability, C = approx. 2 weeks, K = approx. 4 weeks, A = on request, = please contact Wilo
Subject to change – all prices do not include VAT. Our General Terms of Delivery and Service apply (see www.wilo.com/legal) – valid from 01/01/2019 in Germany.



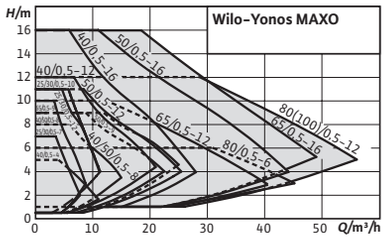

Accessories **Page**

Pipe installation/ screwed connection 143
Pipe installation/ counter flange 144
Pipe installation/ adapter fitting 145
Thermal insulation 154

Wilo-Yonos MAXO

Design type

Glandless circulation pump with threaded connection or flange connection, EC motor with automatic power adjustment.

Application

Hot-water heating systems of all kinds, air-conditioning systems, closed cooling circuits, industrial circulation systems.

Scope of delivery

- → Pump
- → Including gaskets for threaded connection
- → Incl. washers for flange screws (for nominal connection diameters DN 40 – DN 65)
- → Including installation and operating instructions

Special features/product advantages

- → LED display provides complete transparency of set delivery head, speed stage or possible errors
- → Simple adjustment over three speed stages when replacing an uncontrolled standard pump
- → Easier electrical connection using the Wilo plug
- → System availability ensured via collective fault signal
- → Compact design and proven ease of use

Price group: PG2

Ordering information with screwed connection

Yonos MAXO Type	Pump connection	Energy efficiency index (EEI)	Port-to-port length l_0 mm	Max. operating pressure p bar	Mains connection	Gross weight, approx. m kg	Art. no.		EUR
25/0,5-7	G 1½	≤ 0.20	180	10	1~230 V, 50/60 Hz	5.8	2120639	L	**894.–**
25/0,5-10	G 1½	≤ 0.20	180	10	1~230 V, 50/60 Hz	5.8	2120640	L	**980.–**
25/0,5-12	G 1½	≤ 0.20	180	10	1~230 V, 50/60 Hz	6.9	2120641	L	**1 208.–**
30/0,5-7	G 2	≤ 0.20	180	10	1~230 V, 50/60 Hz	5.9	2120642	L	**1 005.–**
30/0,5-10	G 2	≤ 0.20	180	10	1~230 V, 50/60 Hz	5.9	2120643	L	**1 058.–**
30/0,5-12	G 2	≤ 0.20	180	10	1~230 V, 50/60 Hz	7	2120644	L	**1 370.–**

The benchmark for the most efficient circulators is EEI ≤ 0.20

= ready for delivery, L = supply availability, C = approx. 2 weeks, K = approx. 4 weeks, A = on request, = please contact Wilo
Subject to change – all prices do not include VAT. Our General Terms of Delivery and Service apply (see www.wilo.com/legal) – valid from 01/01/2019 in Germany.

Price group: PG2

Ordering information with flange connection

Yonos MAXO	Pump connection	Energy efficiency index (EEI)	Port-to-port length	Max. operating pressure	Mains connection	Gross weight, approx.	Art. no.		
Type			l_0 mm	p bar		m kg		🚚	EUR
40/0,5-4	DN 40	≤ 0.20	220	10	1~230 V, 50/60 Hz	10.2	2120645	L	**1 045.–**
40/0,5-8	DN 40	≤ 0.20	220	10	1~230 V, 50/60 Hz	10.8	2120646	L	**1 606.–**
40/0,5-12	DN 40	≤ 0.20	250	10	1~230 V, 50/60 Hz	14.9	2120647	L	**1 900.–**
40/0,5-16	DN 40	≤ 0.20	250	10	1~230 V, 50/60 Hz	24.5	2120648	L	**2 611.–**
50/0,5-8	DN 50	≤ 0.20	240	10	1~230 V, 50/60 Hz	12.1	2120649	L	**2 080.–**
50/0,5-9	DN 50	≤ 0.20	280	10	1~230 V, 50/60 Hz	16.1	2120650	L	**2 348.–**
50/0,5-12	DN 50	≤ 0.20	280	10	1~230 V, 50/60 Hz	16.1	2120651	L	**2 506.–**
50/0,5-16	DN 50	≤ 0.20	340	10	1~230 V, 50/60 Hz	28.5	2120652	L	**3 400.–**
65/0,5-9	DN 65	≤ 0.20	280	10	1~230 V, 50/60 Hz	18	2120653	L	**2 543.–**
65/0,5-12	DN 65	≤ 0.20	340	10	1~230 V, 50/60 Hz	29.3	2120654	L	**2 859.–**
65/0,5-16	DN 65	≤ 0.20	340	10	1~230 V, 50/60 Hz	31	2120655	L	**3 475.–**
80/0,5-6	DN 80	≤ 0.20	360	6	1~230 V, 50/60 Hz	32.5	2120656	L	**2 977.–**
80/0,5-6	DN 80	≤ 0.20	360	10	1~230 V, 50/60 Hz	32.5	2120657	L	**3 169.–**
80/0,5-12	DN 80	≤ 0.20	360	6	1~230 V, 50/60 Hz	33.9	2120658	L	**3 796.–**
80/0,5-12	DN 80	≤ 0.20	360	10	1~230 V, 50/60 Hz	33.9	2120659	L	**3 988.–**
100/0,5-12	DN 100	≤ 0.20	360	6	1~230 V, 50/60 Hz	36.9	2120660	L	**4 587.–**
100/0,5-12	DN 100	≤ 0.20	360	10	1~230 V, 50/60 Hz	36.9	2120661	L	**4 779.–**

The benchmark for the most efficient circulators is EEI ≤ 0.20

🚚 = ready for delivery, L = supply availability, C = approx. 2 weeks, K = approx. 4 weeks, A = on request, 📞 = please contact Wilo
Subject to change – all prices do not include VAT. Our General Terms of Delivery and Service apply (see www.wilo.com/legal) – valid from 01/01/2019 in Germany.



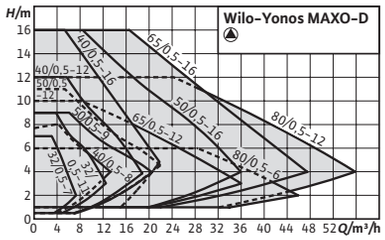

Accessories	Page
Pipe installation/ screwed connection	143
Pipe installation/ counter flange	144
Pipe installation/ adapter fitting	145
Blind flanges	196

Wilo-Yonos MAXO-D

Design type
Glandless circulation pump with flange connection, EC motor with automatic power adjustment

Application
Hot-water heating systems of all kinds, air-conditioning systems, closed cooling circuits, industrial circulation systems.

Scope of delivery
- → Pump
- → Incl. washers for flange screws (for nominal connection diameters DN 32 – DN 65)
- → Including installation and operating instructions

Special features/product advantages
- → LED display provides complete transparency of set delivery head, speed stage or possible errors
- → Simple adjustment over three speed stages when replacing an uncontrolled standard pump
- → Easier electrical connection using the Wilo plug
- → System availability ensured via collective fault signal
- → Compact design and proven ease of use

Price group: PG2

Ordering information with flange connection

Yonos MAXO-D	Nominal flange diameter	Energy efficiency index (EEI)	Port-to-port length	Max. operating pressure	Mains connection	Gross weight, approx.	Art. no.		
Type			l_0 mm	p bar		m kg			EUR
32/0,5-7	DN 32	≤ 0.23	220	10	1~230 V, 50/60 Hz	12.2	2160585	L	**1 836.–**
32/0,5-11	DN 32	≤ 0.23	220	10	1~230 V, 50/60 Hz	18.9	2120663	L	**2 838.–**
40/0,5-8	DN 40	≤ 0.23	220	10	1~230 V, 50/60 Hz	19.3	2120664	L	**2 971.–**
40/0,5-12	DN 40	≤ 0.23	250	10	1~230 V, 50/60 Hz	26.6	2120665	L	**3 515.–**
40/0,5-16	DN 40	≤ 0.23	250	10	1~230 V, 50/60 Hz	46.8	2120666	L	**4 831.–**
50/0,5-9	DN 50	≤ 0.23	280	10	1~230 V, 50/60 Hz	28.9	2120667	L	**4 345.–**
50/0,5-12	DN 50	≤ 0.23	280	10	1~230 V, 50/60 Hz	28.5	2120668	L	**4 636.–**
50/0,5-16	DN 50	≤ 0.23	340	10	1~230 V, 50/60 Hz	51.2	2120669	L	**6 290.–**
65/0,5-12	DN 65	≤ 0.23	340	10	1~230 V, 50/60 Hz	54.7	2120670	L	**5 290.–**
65/0,5-16	DN 65	≤ 0.23	340	10	1~230 V, 50/60 Hz	54.2	2120671	L	**6 429.–**

The benchmark for the most efficient circulators is EEI ≤ 0.20

= ready for delivery, L = supply availability, C = approx. 2 weeks, K = approx. 4 weeks, A = on request, = please contact Wilo
Subject to change – all prices do not include VAT. Our General Terms of Delivery and Service apply (see www.wilo.com/legal) – valid from 01/01/2019 in Germany.

Price group: PG2

Ordering information with flange connection

Yonos MAXO-D	Nominal flange diameter	Energy efficiency index (EEI)	Port-to-port length	Max. operating pressure	Mains connection	Gross weight, approx.	Art. no.		
Type			l_0 mm	p bar		m kg		🚚	EUR
80/0,5-6	DN 80	≤ 0.23	360	6	1~230 V, 50/60 Hz	60.6	2163260	L	**5 507.–**
80/0,5-6	DN 80	≤ 0.23	360	10	1~230 V, 50/60 Hz	60.6	2163261	L	**5 863.–**
80/0,5-12	DN 80	≤ 0.23	360	6	1~230 V, 50/60 Hz	60.6	2120672	L	**7 022.–**
80/0,5-12	DN 80	≤ 0.23	360	10	1~230 V, 50/60 Hz	60.6	2120673	L	**7 378.–**

The benchmark for the most efficient circulators is EEI ≤ 0.20

🚚 = ready for delivery, L = supply availability, C = approx. 2 weeks, K = approx. 4 weeks, A = on request, 📞 = please contact Wilo
Subject to change – all prices do not include VAT. Our General Terms of Delivery and Service apply (see www.wilo.com/legal) – valid from 01/01/2019 in Germany.



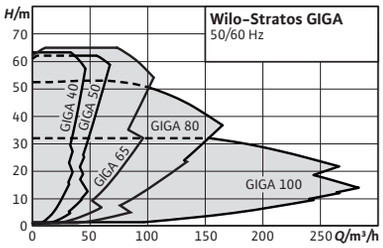

Accessories	Page
IR-Monitor/IR-Stick	197
Wall fixation/installation on a base	149
Differential pressure detection	182
Pump control/interface modul	178
Pump control VR-HVAC	157
Pump control CCe-HVAC	163
Pump control SCe-HVAC	168

Series extension

HIGH EFFICIENCY DRIVE

Wilo-Stratos GIGA

Design type
High-efficiency in-line pump with EC motor and electronic power adjustment in glanded pump design. Version as single-stage low-pressure centrifugal pump with flange connection and mechanical seal.

Application
The pumping of heating water (in accordance with VDI 2035), cold water and water-glycol mixtures without abrasive substances in heating, cold water and cooling systems.

Scope of delivery
- → Pump
- → Installation and operating instructions

Special features/product advantages
- → Innovative high-efficiency pump for maximum overall efficiency levels
- → High-efficiency EC motor with efficiency class IE5 according to IEC 60034-30-2
- → Optional interfaces for connection to building automation using insertable IF modules

Options
- → Variant ...-R1 without differential pressure sensor
- → ...-S1 variant with special mechanical seal (at additional charge)

General notes – ErP (Ecodesign) Directive
For detailed information on the MEI values of the individual pump types, see: Wilo Online Catalogue, available at www.wilo.com

Price group: PG3

Ordering information with differential pressure sensor

Stratos GIGA	Nominal flange diameter	Port-to-port length	Rated power	Net weight, approx.	Art. no.			GRD group
Type		l_0 mm	P_2 kW	m kg			EUR	
40/1-25/1,6	DN 40	280	1.60	39	2170114	L	**4 037.–**	11
40/1-32/2,2	DN 40	280	2.20	39	2170113	L	**4 578.–**	11
40/1-39/3,0	DN 40	280	3.00	39	2170112	L	**4 973.–**	11
40/1-45/3,8	DN 40	280	3.80	41	2170111	L	**5 542.–**	11
40/1-51/4,2	DN 40	280	4.20	41	2170110	L	**5 960.–**	11
40/4-63/11	DN 40	440	11.00	140	2191913	A	**8 234.–**	5
50/1-14/0,8	DN 50	280	0.80	40	2170118	L	**3 158.–**	11

= ready for delivery, L = supply availability, C = approx. 2 weeks, K = approx. 4 weeks, A = on request, = please contact Wilo
Subject to change – all prices do not include VAT. Our General Terms of Delivery and Service apply (see www.wilo.com/legal) – valid from 01/01/2019 in Germany.

Price group: PG3

Ordering information with differential pressure sensor

Stratos GIGA	Nominal flange diameter	Port-to-port length	Rated power	Net weight, approx.	Art. no.			GRD group
Type		l_0 mm	P_2 kW	m kg			EUR	
50/1-20/1,3	DN 50	280	1.30	40	2170117	L	**3 755.–**	11
50/1-26/1,9	DN 50	280	1.90	40	2170116	L	**4 429.–**	11
50/1-33/2,6	DN 50	280	2.60	40	2170115	L	**4 835.–**	11
50/1-38/2,8	DN 50	280	2.80	40	2170121	L	**4 979.–**	11
50/1-44/3,2	DN 50	280	3.20	42	2170120	L	**5 712.–**	11
50/1-50/4,2	DN 50	280	4.20	42	2170119	L	**6 027.–**	11
50/4-53/11	DN 50	440	11.00	142	2191914	A	**8 397.–**	5
50/4-62/15	DN 50	440	15.00	152	2191915	A	**9 707.–**	5
65/1-8/0,6	DN 65	340	0.60	45	2170124	L	**3 338.–**	11
65/1-12/1,1	DN 65	340	1.10	45	2170123	L	**3 921.–**	11
65/1-17/1,7	DN 65	340	1.70	45	2170122	L	**4 317.–**	11
65/1-21/2,3	DN 65	340	2.30	44	2170126	L	**4 846.–**	11
65/1-27/3,0	DN 65	340	3.00	44	2170125	L	**5 517.–**	11
65/1-34/3,1	DN 65	340	3.10	44	2170129	L	**5 605.–**	11
65/1-38/3,8	DN 65	340	3.80	45	2170128	L	**5 945.–**	11
65/1-42/4,8	DN 65	340	4.80	53	2170127	L	**6 190.–**	11
65/3-40/11	DN 65	430	11.00	134	2191916	A	**8 434.–**	5
65/3-49/15	DN 65	475	15.00	159	2191917	A	**9 792.–**	6
65/4-57/18,5	DN 65	475	18.50	163	2191918	A	**11 402.–**	6
65/5-65/22	DN 65	475	22.00	170	2191919	A	**13 035.–**	6
80/1-16/2,3	DN 80	360	2.30	49	2170131	L	**5 023.–**	11
80/1-21/3,5	DN 80	360	3.50	49	2170130	L	**5 715.–**	11
80/1-32/4,1	DN 80	360	4.10	61	2170133	L	**5 984.–**	11
80/1-37/5,3	DN 80	360	5.30	61	2170132	L	**6 199.–**	11
80/2-31/11	DN 80	440	11.00	142	2191920	A	**8 628.–**	5
80/3-40/15	DN 80	440	15.00	152	2191921	A	**9 838.–**	5
80/3-48/18,5	DN 80	500	18.50	170	2191922	A	**11 513.–**	6
80/4-53/22	DN 80	500	22.00	176	2191923	A	**13 157.–**	6
100/1-13/2,3	DN 100	450	2.30	67	2170135	L	**5 393.–**	11
100/1-17/3,7	DN 100	450	3.70	67	2170134	L	**5 993.–**	11
100/1-27/4,8	DN 100	450	4.80	69	2170137	L	**6 186.–**	11
100/1-33/6,0	DN 100	450	6.00	74	2170136	L	**6 682.–**	11
100/2-22/11	DN 100	500	11.00	155	2191924	A	**8 659.–**	6
100/2-26/15	DN 100	500	15.00	165	2191925	A	**9 874.–**	6
100/2-29/18,5	DN 100	500	18.50	169	2191926	A	**11 573.–**	6
100/3-33/22	DN 100	500	22.00	176	2191927	A	**13 232.–**	6

= ready for delivery, L = supply availability, C = approx. 2 weeks, K = approx. 4 weeks, A = on request, = please contact Wilo
Subject to change – all prices do not include VAT. Our General Terms of Delivery and Service apply (see www.wilo.com/legal) – valid from 01/01/2019 in Germany.

Price group: PG3

Ordering information without differential pressure sensor

Stratos GIGA	Nominal flange diameter	Port-to-port length	Rated power	Net weight, approx.	Art. no.			GRD group
Type		l_0 mm	P_2 kW	m kg			EUR	
40/1-25/1,6-R1	DN 40	280	1.60	39	2170170	L	**3 605.–**	11
40/1-32/2,2-R1	DN 40	280	2.20	39	2170169	L	**4 146.–**	11
40/1-39/3,0-R1	DN 40	280	3.00	39	2170168	L	**4 541.–**	11
40/1-45/3,8-R1	DN 40	280	3.80	41	2170167	L	**5 110.–**	11
40/1-51/4,2-R1	DN 40	280	4.20	41	2170166	L	**5 528.–**	11
40/4-63/11-R1	DN 40	440	11.00	140	2191959	C	**7 802.–**	5
50/1-14/0,8-R1	DN 50	280	0.80	40	2170174	L	**2 726.–**	11
50/1-20/1,3-R1	DN 50	280	1.30	40	2170173	L	**3 323.–**	11
50/1-26/1,9-R1	DN 50	280	1.90	40	2170172	L	**3 997.–**	11
50/1-33/2,6-R1	DN 50	280	2.60	40	2170171	L	**4 403.–**	1
50/1-38/2,8-R1	DN 50	280	2.80	40	2170177	L	**4 547.–**	11
50/1-44/3,2-R1	DN 50	280	3.20	42	2170176	L	**5 280.–**	11
50/1-50/4,2-R1	DN 50	280	4.20	42	2170175	L	**5 595.–**	11
50/4-53/11-R1	DN 50	440	11.00	142	2191960	C	**7 965.–**	5
50/4-62/15-R1	DN 50	440	15.00	152	2191961	C	**9 275.–**	5
65/1-8/0,6-R1	DN 65	340	0.60	45	2170180	L	**2 906.–**	11
65/1-12/1,1-R1	DN 65	340	1.10	45	2170179	L	**3 489.–**	11
65/1-17/1,7-R1	DN 65	340	1.70	45	2170178	L	**3 885.–**	11
65/1-21/2,3-R1	DN 65	340	2.30	44	2170182	L	**4 414.–**	11
65/1-27/3,0-R1	DN 65	340	3.00	44	2170181	L	**5 085.–**	11
65/1-34/3,1-R1	DN 65	340	3.10	44	2170185	L	**5 173.–**	11
65/1-38/3,8-R1	DN 65	340	3.80	45	2170184	L	**5 513.–**	11
65/1-42/4,8-R1	DN 65	340	4.80	53	2170183	L	**5 758.–**	11
65/3-40/11-R1-R1	DN 65	430	11.00	134	2191962	C	**8 002.–**	5
65/3-49/15-R1	DN 65	475	15.00	159	2191963	C	**9 360.–**	6
65/4-57/18,5-R1	DN 65	475	18.50	163	2191964	C	**10 970.–**	6
65/5-65/22-R1	DN 65	475	22.00	170	2191965	C	**12 603.–**	6
80/1-16/2,3-R1	DN 80	360	2.30	49	2170187	L	**4 591.–**	11
80/1-21/3,5-R1	DN 80	360	3.50	49	2170186	L	**5 283.–**	11
80/1-32/4,1-R1	DN 80	360	4.10	61	2170189	L	**5 552.–**	11
80/1-37/5,3-R1	DN 80	360	5.30	61	2170188	L	**5 767.–**	11
80/2-31/11-R1	DN 80	440	11.00	142	2191966	C	**8 196.–**	5
80/3-40/15-R1	DN 80	440	11.00	152	2191967	C	**9 406.–**	5
80/3-48/18,5-R1	DN 80	500	18.50	170	2191968	C	**11 081.–**	6
80/4-53/22-R1	DN 80	500	22.00	176	2191969	C	**12 725.–**	6
100/1-13/2,3-R1	DN 100	450	2.30	67	2170191	L	**4 961.–**	11
100/1-17/3,7-R1	DN 100	450	3.70	67	2170190	L	**5 561.–**	11
100/1-27/4,8-R1	DN 100	450	4.80	69	2170193	L	**5 754.–**	11
100/1-33/6,0-R1	DN 100	450	6.00	74	2170192	L	**6 250.–**	11
100/2-22/11-R1	DN 100	500	11.00	155	2191970	C	**8 227.–**	6
100/2-26/15-R1	DN 100	500	15.00	165	2191971	C	**9 442.–**	6
100/2-29/18,5-R1	DN 100	500	18.50	169	2191972	C	**11 141.–**	6
100/3-33/22-R1	DN 100	500	22.00	176	2191973	C	**12 800.–**	6

= ready for delivery, L = supply availability, C = approx. 2 weeks, K = approx. 4 weeks, A = on request, = please contact Wilo
Subject to change – all prices do not include VAT. Our General Terms of Delivery and Service apply (see www.wilo.com/legal) – valid from 01/01/2019 in Germany.



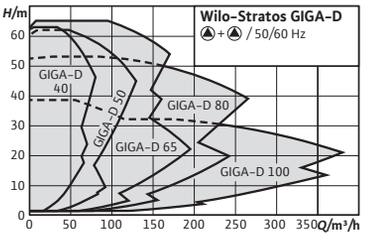

Accessories	Page
IR-Monitor/IR-Stick	197
Wall fixation/installation on a base	149
Differential pressure detection	182
Pump control/interface modul	178
Pump control VR-HVAC	157
Pump control CCe-HVAC	163
Pump control SCe-HVAC	168

Series extension

HIGH EFFICIENCY DRIVE

Wilo-Stratos GIGA-D

Design type
High efficiency inline double pump with EC motor and electronic power adjustment in glanded pump construction. Version as single-stage low-pressure centrifugal pump with flange connection and mechanical seal.

Application
The pumping of heating water (in accordance with VDI 2035), cold water and water-glycol mixtures without abrasive substances in heating, cold water and cooling systems.

Scope of delivery
- → Pump
- → Installation and operating instructions

Options
- → Variant ...-R1 without differential pressure sensor
- → ...-S1 variant with special mechanical seal (at additional charge)

Special features/product advantages
- → Innovative high-efficiency pump for maximum overall efficiency levels
- → High-efficiency EC motor with efficiency class IE5 according to IEC 60034-30-2
- → Highest possible operational reliability thanks to standby pump
- → Optional interfaces for connection to building automation using insertable IF modules

General notes - ErP (Ecodesign) Directive
For detailed information on the MEI values of the individual pump types, see: Wilo Online Catalogue, available at www.wilo.com

Price group: PG3

Ordering information with differential pressure sensor

Stratos GIGA-D	Nominal flange diameter	Port-to-port length	Rated power	Net weight, approx.	Art. no.			GRD group	Blind flange
Type		l_0 mm	P_2 kW	m kg			EUR		
40/1-25/1,6	DN 40	280	1.60	81	2170226	A	**7 832.-**	11	I
40/1-32/2,2	DN 40	280	2.20	81	2170225	C	**8 881.-**	11	I
40/1-39/3,0	DN 40	280	3.00	81	2170224	C	**9 647.-**	11	I
40/1-45/3,8	DN 40	280	3.80	84	2170223	C	**10 751.-**	11	I
40/1-51/4,2	DN 40	280	4.20	84	2170222	C	**11 562.-**	11	I
40/4-63/11	DN 40	440	11.00	275	**2192005**	A	**16 056.-**	5	C
50/1-14/0,8	DN 50	280	0.80	84	2170230	A	**6 127.-**	11	I

= ready for delivery, L = supply availability, C = approx. 2 weeks, K = approx. 4 weeks, A = on request, = please contact Wilo
Subject to change – all prices do not include VAT. Our General Terms of Delivery and Service apply (see www.wilo.com/legal) – valid from 01/01/2019 in Germany.

Price group: PG3

Ordering information with differential pressure sensor

Stratos GIGA-D	Nominal flange diameter	Port-to-port length	Rated power	Net weight, approx.	Art. no.			GRD group	Blind flange
Type		l_0 mm	P_2 kW	m kg		🚚	EUR		
50/1-20/1,3	DN 50	280	1.30	84	2170229	A	**7 284.–**	11	I
50/1-26/1,9	DN 50	280	1.90	84	2170228	C	**8 592.–**	11	I
50/1-33/2,6	DN 50	280	2.60	84	2170227	C	**9 380.–**	11	I
50/1-38/2,8	DN 50	280	2.80	82	2170233	C	**9 709.–**	11	I
50/1-44/3,2	DN 50	280	3.80	85	2170232	C	**11 138.–**	11	I
50/1-50/4,2	DN 50	280	4.50	85	2170231	C	**11 753.–**	11	I
50/4-53/11	DN 50	440	11.00	278	**2192006**	A	**16 377.–**	5	C
50/4-62/15	DN 50	440	15.00	298	**2192007**	A	**18 926.–**	5	C
65/1-8/0,6	DN 65	340	0.60	93	2170236	C	**6 476.–**	11	I
65/1-12/1,1	DN 65	340	1.10	93	2170235	C	**7 607.–**	12	I
65/1-17/1,7	DN 65	340	1.70	93	2170234	A	**8 374.–**	11	I
65/1-21/2,3	DN 65	340	2.30	89	2170238	C	**8 965.–**	11	I
65/1-27/3,0	DN 65	340	3.00	89	2170237	C	**10 206.–**	11	I
65/1-34/3,1	DN 65	340	3.10	88	2170241	C	**10 762.–**	11	I
65/1-38/3,8	DN 65	340	3.80	92	2170240	C	**11 414.–**	11	I
65/1-42/4,8	DN 65	340	4.80	108	2170239	C	**11 885.–**	11	I
65/3-40/11	DN 65	430	11.00	271	**2192008**	A	**16 448.–**	5	B
65/3-49/15	DN 65	475	15.00	311	**2192009**	A	**19 098.–**	6	C
65/4-57/18,5	DN 65	475	18.50	320	**2192010**	A	**22 802.–**	6	C
65/5-65/22	DN 65	475	22.00	332	**2192011**	A	**26 069.–**	6	C
80/1-16/2,3	DN 80	360	1.90	98	2170243	L	**9 644.–**	11	J
80/1-21/3,5	DN 80	360	3.00	98	2170242	L	**10 973.–**	11	J
80/1-32/4,1	DN 80	360	3.80	126	2170245	C	**11 489.–**	11	K
80/1-37/5,3	DN 80	360	5.00	126	2170244	C	**11 902.–**	11	K
80/2-31/11	DN 80	440	11.00	282	**2192012**	A	**17 256.–**	5	B
80/3-40/15	DN 80	440	15.00	302	**2192013**	A	**19 182.–**	5	B
80/3-48/18,5	DN 80	500	18.50	335	**2192014**	A	**23 027.–**	6	C
80/4-53/22	DN 80	500	22.00	345	**2192015**	A	**26 316.–**	6	C
100/1-13/2,3	DN 100	450	2.30	133	2170247	A	**10 462.–**	11	L
100/1-17/3,7	DN 100	450	3.70	133	2170246	C	**11 625.–**	11	L
100/1-27/4,8	DN 100	450	4.80	138	2170249	C	**12 001.–**	11	K
100/1-33/6,0	DN 100	450	6.00	147	2170248	C	**12 964.–**	11	K
100/2-22/11	DN 100	500	11.00	317	**2192016**	A	**16 884.–**	6	B
100/2-26/15	DN 100	500	15.00	337	**2192017**	A	**19 745.–**	6	B
100/2-29/18,5	DN 100	500	18.50	346	**2192018**	A	**22 564.–**	6	B
100/3-33/22	DN 100	500	22.00	358	**2192019**	A	**25 804.–**	6	B

Price group: PG3

Ordering information without differential pressure sensor

Stratos GIGA-D	Nominal flange diameter	Port-to-port length	Rated power	Net weight, approx.	Art. no.			GRD group	Blind flange
Type		l_0 mm	P_2 kW	m kg		🚚	EUR		
40/1-25/1,6-R1	DN 40	280	1.60	81	2170282	C	**7 400.–**	11	I
40/1-32/2,2-R1	DN 40	280	2.20	81	2170281	C	**8 449.–**	11	I
40/1-39/3,0-R1	DN 40	280	3.00	81	2170280	C	**9 215.–**	11	I

🚚 = ready for delivery, L = supply availability, C = approx. 2 weeks, K = approx. 4 weeks, A = on request, 📞 = please contact Wilo
Subject to change – all prices do not include VAT. Our General Terms of Delivery and Service apply (see www.wilo.com/legal) – valid from 01/01/2019 in Germany.

Price group: PG3

Ordering information without differential pressure sensor

Stratos GIGA-D	Nominal flange diameter	Port-to-port length	Rated power	Net weight, approx.	Art. no.			GRD group	Blind flange
Type		l_0 mm	P_2 kW	m kg		🚚	EUR		
40/1-45/3,8-R1	DN 40	280	3.80	84	2170279	C	**10 319.–**	11	I
40/1-51/4,2-R1	DN 40	280	4.20	84	2170278	C	**11 130.–**	11	I
40/4-63/11-R1	DN 40	440	11.00	275	**2192051**	A	**15 624.–**	5	C
50/1-14/0,8-R1	DN 50	280	0.80	84	2170286	C	**5 695.–**	11	I
50/1-20/1,3-R1	DN 50	280	1.30	84	2170285	C	**6 852.–**	11	I
50/1-26/1,9-R1	DN 50	280	1.90	84	2170284	C	**8 160.–**	11	I
50/1-33/2,6-R1	DN 50	280	2.60	84	2170283	C	**8 948.–**	11	I
50/1-38/2,8-R1	DN 50	280	2.80	82	2170289	C	**9 277.–**	11	I
50/1-44/3,2-R1	DN 50	280	3.80	85	2170288	C	**10 706.–**	11	I
50/1-50/4,2-R1	DN 50	280	4.50	85	2170287	C	**11 321.–**	11	I
50/4-53/11-R1	DN 50	440	11.00	278	**2192052**	A	**15 945.–**	5	C
50/4-62/15-R1	DN 50	440	15.00	298	**2192053**	A	**18 494.–**	5	C
65/1-8/0,6-R1	DN 65	340	0.60	93	2170292	C	**6 044.–**	11	I
65/1-12/1,1-R1	DN 65	340	1.10	93	2170291	C	**7 175.–**	11	I
65/1-17/1,7-R1	DN 65	340	1.70	93	2170290	C	**7 942.–**	11	I
65/1-21/2,3-R1	DN 65	340	2.30	89	2170294	C	**8 533.–**	11	I
65/1-27/3,0-R1	DN 65	340	3.00	89	2170293	C	**9 774.–**	11	I
65/1-34/3,1-R1	DN 65	340	3.10	88	2170297	C	**10 330.–**	11	I
65/1-38/3,8-R1	DN 65	340	3.80	92	2170296	C	**10 982.–**	11	I
65/1-42/4,8-R1	DN 65	340	4.80	108	2170295	C	**11 453.–**	11	I
65/3-40/11-R1	DN 65	430	11.00	271	**2192054**	A	**16 016.–**	5	B
65/3-49/15-R1	DN 65	475	15.00	311	**2192055**	A	**18 666.–**	6	C
65/4-57/18,5-R1	DN 65	475	18.50	320	**2192056**	A	**22 370.–**	6	C
65/5-65/22-R1	DN 65	475	22.00	332	**2192057**	A	**25 637.–**	6	C
80/1-16/2,3-R1	DN 80	360	1.90	98	2170299	C	**9 212.–**	11	J
80/1-21/3,5-R1	DN 80	360	3.00	98	2170298	C	**10 541.–**	11	J
80/1-32/4,1-R1	DN 80	360	3.80	126	2170301	C	**11 057.–**	11	K
80/1-37/5,3-R1	DN 80	360	5.00	126	2170300	C	**11 470.–**	11	K
80/2-31/11-R1	DN 80	440	11.00	282	**2192058**	A	**16 824.–**	5	B
80/3-40/15-R1	DN 80	440	15.00	302	**2192059**	A	**18 750.–**	5	B
80/3-48/18,5-R1	DN 80	500	18.50	335	**2192060**	A	**22 595.–**	6	C
80/4-53/22-R1	DN 80	500	22.00	345	**2192061**	A	**25 884.–**	6	C
100/1-13/2,3-R1	DN 100	450	2.30	133	2170303	C	**10 030.–**	11	L
100/1-17/3,7-R1	DN 100	450	3.70	133	2170302	C	**11 193.–**	11	L
100/1-27/4,8-R1	DN 100	450	4.80	138	2170305	C	**11 569.–**	11	K
100/1-33/6,0-R1	DN 100	450	6.00	147	2170304	C	**12 532.–**	11	K
100/2-22/11-R1	DN 100	500	11.00	317	**2192062**	A	**16 452.–**	6	B
100/2-26/15-R1	DN 100	500	15.00	337	**2192063**	A	**19 313.–**	6	B
100/2-29/18,5-R1	DN 100	500	18.50	346	**2192064**	A	**22 132.–**	6	B
100/3-33/22-R1	DN 100	500	22.00	358	**2192065**	A	**25 372.–**	6	B

🚚 = ready for delivery, L = supply availability, C = approx. 2 weeks, K = approx. 4 weeks, A = on request, 📞 = please contact Wilo
Subject to change – all prices do not include VAT. Our General Terms of Delivery and Service apply (see www.wilo.com/legal) – valid from 01/01/2019 in Germany.



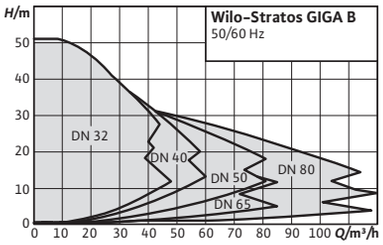

Accessories	Page
IR-Monitor/IR-Stick	197
Differential pressure detection	182
Pump control/interface modul	178
Pump control VR-HVAC	157
Pump control CCe-HVAC	163
Pump control SCe-HVAC	168

Series modification

HIGH EFFICIENCY DRIVE

Wilo-Stratos GIGA B

Design type
High-efficiency monobloc pump with EC motor and electronic power adjustment in glanded pump design Version as single-stage low-pressure centrifugal pump with flange connection and mechanical seal.

Application
The pumping of heating water (in accordance with VDI 2035), cold water and water-glycol mixtures without abrasive substances in heating, cold water and cooling systems.

Scope of delivery
- → Pump
- → Installation and operating instructions

Options
- → Variant ...-R1 without differential pressure sensor
- → Variant ...-S1 with special mechanical seal (at additional charge)

Special features/product advantages
- → Innovative, high-efficiency pump for maximum overall efficiency with principal dimensions in accordance with EN 733
- → High-efficiency EC motor with efficiency class IE5 according to IEC 60034-30-2
- → High-efficiency hydraulics, optimally adapted to the EC motor technology, with optimised efficiency, minimum efficiency index (MEI) ≥ 0.7
- → Control range is up to three times higher than that of conventional electronically controlled pumps
- → Optional interfaces for bus communication using plug-in IF-Modules

General notes – ErP (Ecodesign) Directive
The minimum efficiency index, MEI, of the pump series is ≥0.7. For detailed information on the MEI values of the individual pump types, see: Wilo Online Catalogue, available at www.wilo.com

Price group: PG3

Ordering information with differential pressure sensor

Stratos GIGA B	Suction side	Pressure side	Rated power	Net weight, approx.	Art. no.			GRD group
Type			P_2 kW	m kg			EUR	
32/1-13/0,8	DN 50	DN 32	0.80	38	**2189106**	C	**3 847.–**	11
32/1-19/1,2	DN 50	DN 32	1.20	38	**2189105**	C	**4 292.–**	11
32/1-25/1,6	DN 50	DN 32	1.60	39	**2189102**	C	**4 644.–**	11
32/1-25/1,9	DN 50	DN 32	1.90	38	**2189104**	C	**4 810.–**	11
32/1-32/2,3	DN 50	DN 32	2.30	39	**2189101**	C	**5 039.–**	11

= ready for delivery, L = supply availability, C = approx. 2 weeks, K = approx. 4 weeks, A = on request, = please contact Wilo
Subject to change – all prices do not include VAT. Our General Terms of Delivery and Service apply (see www.wilo.com/legal) – valid from 01/01/2019 in Germany.

Price group: PG3

Ordering information with differential pressure sensor

Stratos GIGA B	Suction side	Pressure side	Rated power	Net weight, approx.	Art. no.			GRD group
Type			P_2 kW	m kg			EUR	
32/1-32/2,6	DN 50	DN 32	2.60	38	**2189103**	C	**5 273.–**	11
32/1-35/3,0	DN 50	DN 32	3.00	39	**2189109**	C	**5 811.–**	11
32/1-38/3,0	DN 50	DN 32	3.00	39	**2189100**	C	**5 709.–**	11
32/1-41/3,8	DN 50	DN 32	3.80	40	**2189108**	C	**6 745.–**	11
32/1-45/3,8	DN 50	DN 32	3.80	40	**2189099**	C	**6 593.–**	11
32/1-48/4,5	DN 50	DN 32	4.50	40	**2189107**	C	**7 690.–**	11
32/1-51/4,5	DN 50	DN 32	4.50	40	**2189098**	C	**7 081.–**	11
40/1-33/3,0	DN 65	DN 40	3.00	41	**2189117**	C	**5 899.–**	11
40/1-38/3,8	DN 65	DN 40	3.80	42	**2189116**	C	**6 791.–**	11
40/1-44/4,5	DN 65	DN 40	4.50	51	**2189115**	C	**7 712.–**	11
50/1-8/0,6	DN 65	DN 50	0.60	41	**2189112**	C	**4 096.–**	11
50/1-12/1,2	DN 65	DN 50	1.20	41	**2189111**	C	**4 418.–**	11
50/1-17/1,9	DN 65	DN 50	1.90	41	**2189110**	C	**4 961.–**	11
50/1-21/2,3	DN 65	DN 50	2.30	43	**2189114**	C	**5 562.–**	11
50/1-27/3,0	DN 65	DN 50	3.00	43	**2189113**	C	**6 104.–**	11
50/1-32/3,8	DN 65	DN 50	3.80	56	**2189121**	C	**6 852.–**	11
50/1-37/5,0	DN 65	DN 50	5.00	56	**2189120**	C	**7 744.–**	11
65/1-18/1,9	DN 80	DN 65	1.90	50	**2189119**	C	**5 754.–**	11
65/1-22/3,0	DN 80	DN 65	3.00	50	**2189118**	C	**6 969.–**	11
80/1-13/1,9	DN 100	DN 80	1.90	62	**2189123**	C	**6 747.–**	11
80/1-18/3,2	DN 100	DN 80	3.20	62	**2189122**	C	**7 632.–**	11
80/1-27/4,5	DN 100	DN 80	4.50	66	**2189125**	C	**8 306.–**	11
80/1-32/5,6	DN 100	DN 80	5.60	70	**2189124**	C	**9 324.–**	11

Price group: PG3

Ordering information without differential pressure sensor

Stratos GIGA B	Suction side	Pressure side	Rated power	Net weight, approx.	Art. no.			GRD group
Type			P_2 kW	m kg			EUR	
32/1-13/0,8-R1	DN 50	DN 32	0.80	38	**2189134**	C	**3 415.–**	11
32/1-19/1,2-R1	DN 50	DN 32	1.20	38	**2189133**	C	**3 860.–**	11
32/1-25/1,6-R1	DN 50	DN 32	1.60	39	**2189130**	C	**4 212.–**	11
32/1-25/1,9-R1	DN 50	DN 32	1.90	38	**2189132**	C	**4 378.–**	11
32/1-32/2,3-R1	DN 50	DN 32	2.30	39	**2189129**	C	**4 607.–**	11
32/1-32/2,6-R1	DN 50	DN 32	2.60	38	**2189131**	C	**4 841.–**	11
32/1-35/3,0-R1	DN 50	DN 32	3.00	39	**2189137**	C	**5 379.–**	11
32/1-38/3,0-R1	DN 50	DN 32	3.00	39	**2189128**	C	**5 277.–**	11
32/1-41/3,8-R1	DN 50	DN 32	3.80	40	**2189136**	C	**6 313.–**	11
32/1-45/3,8-R1	DN 50	DN 32	3.80	40	**2189127**	C	**6 161.–**	11
32/1-48/4,5-R1	DN 50	DN 32	4.50	40	**2189135**	C	**7 258.–**	11
32/1-51/4,5-R1	DN 50	DN 32	4.50	40	**2189126**	C	**6 649.–**	11
40/1-33/3,0-R1	DN 65	DN 40	3.00	41	**2189145**	C	**5 467.–**	11
40/1-38/3,8-R1	DN 65	DN 40	3.80	42	**2189144**	C	**6 359.–**	11
40/1-44/4,5-R1	DN 65	DN 40	4.50	51	**2189143**	C	**7 280.–**	11
50/1-8/0,6-R1	DN 65	DN 50	0.60	41	**2189140**	C	**3 664.–**	11
50/1-12/1,2-R1	DN 65	DN 50	1.20	41	**2189139**	C	**3 986.–**	11

= ready for delivery, L = supply availability, C = approx. 2 weeks, K = approx. 4 weeks, A = on request, = please contact Wilo
Subject to change – all prices do not include VAT. Our General Terms of Delivery and Service apply (see www.wilo.com/legal) – valid from 01/01/2019 in Germany.

Price group: PG3

Ordering information without differential pressure sensor

Stratos GIGA B	Suction side	Pressure side	Rated power	Net weight, approx.	Art. no.			GRD group
Type			P_2 kW	m kg			EUR	
50/1-17/1,9-R1	DN 65	DN 50	1.90	41	**2189138**	C	**4 529.–**	11
50/1-21/2,3-R1	DN 65	DN 50	2.30	43	**2189142**	C	**5 130.–**	11
50/1-27/3,0-R1	DN 65	DN 50	3.00	43	**2189141**	C	**5 672.–**	11
50/1-32/3,8-R1	DN 65	DN 50	3.80	56	**2189149**	C	**6 420.–**	11
50/1-37/5,0-R1	DN 65	DN 50	5.00	56	**2189148**	C	**7 312.–**	11
65/1-18/1,9-R1	DN 80	DN 65	1.90	50	**2189147**	C	**5 322.–**	11
65/1-22/3,0-R1	DN 80	DN 65	3.00	50	**2189146**	C	**6 537.–**	11
80/1-13/1,9-R1	DN 100	DN 80	1.90	62	**2189151**	C	**6 315.–**	11
80/1-18/3,2-R1	DN 100	DN 80	3.20	62	**2189150**	C	**7 200.–**	11
80/1-27/4,5-R1	DN 100	DN 80	4.50	66	**2189153**	C	**7 874.–**	11
80/1-32/5,6-R1	DN 100	DN 80	5.60	70	**2189152**	C	**8 892.–**	11

= ready for delivery, L = supply availability, C = approx. 2 weeks, K = approx. 4 weeks, A = on request, = please contact Wilo
Subject to change – all prices do not include VAT. Our General Terms of Delivery and Service apply (see www.wilo.com/legal) – valid from 01/01/2019 in Germany.



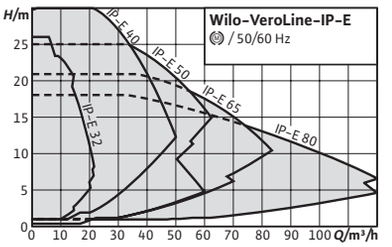

Accessories	Page
IR-Monitor/IR-Stick	197
Wall fixation/installation on a base	149
Differential pressure detection	182
Pump control/interface modul	178
Pump control VR-HVAC	157
Pump control CCe-HVAC	163
Pump control SCe-HVAC	168

Wilo-VeroLine-IP-E

Design type
Electronically controlled glanded single pump in in-line design with flange connection and automatic power adjustment

Application
Pumping of heating water (acc. to VDI 2035), cold water and water/glycol mixtures without abrasive substances in heating, cold water and cooling systems.

Scope of delivery
- → Pump
- → Installation and operating instructions

Options
- → Variant ...-R1 without differential pressure sensor
- → ...-H5 variant with PN16 housing (at additional charge)
- → ...-S1/-S2 variant with special mechanical seal (at additional charge)

Special features/product advantages
- → Energy savings due to integrated electronic power adjustment
- → Optional interfaces for bus communication using plug-in IF-Modules
- → Simple operation with Green Button Technology and display
- → Integrated dual pump management
- → Integrated full motor protection (PTC thermistor sensor) with trip electronics

Notice
Motors with energy efficiency class IE4

General notes – ErP (Ecodesign) Directive
The minimum efficiency index, MEI, of the pump series is ≥0.4. For detailed information on the MEI values of the individual pump types, see: Wilo Online Catalogue, available at www.wilo.com

Price group: PG3

Ordering information with differential pressure sensor								Additional charge		
VeroLine-IP-E	Nominal flange diameter	Port-to-port length	Rated power	Net weight, approx.	Art. no.				PN 16 housing (H5 version)	GRD group
Type		l_0 mm	P_2 kW	m kg			EUR		EUR	
32/95-0,55/2	DN 32	260	0.55	25	2158810	L	**2 538.–**	A	**369.–**	3
32/105-0,75/2	DN 32	260	0.75	28	2158811	L	**2 609.–**	A	**369.–**	3
32/125-1,1/2	DN 32	260	1.10	30	2158812	L	**2 637.–**	A	**369.–**	3
32/135-1,1/2	DN 32	260	1.10	30	2158813	L	**2 684.–**	A	**369.–**	3
32/135-1,5/2	DN 32	260	1.50	33	2158814	L	**3 120.–**	A	**369.–**	3

= ready for delivery, L = supply availability, C = approx. 2 weeks, K = approx. 4 weeks, A = on request, = please contact Wilo
Subject to change – all prices do not include VAT. Our General Terms of Delivery and Service apply (see www.wilo.com/legal) – valid from 01/01/2019 in Germany.

Price group: PG3

Ordering information with differential pressure sensor								Additional charge		
VeroLine-IP-E	Nominal flange diameter	Port-to-port length	Rated power	Net weight, approx.	Art. no.				PN 16 housing (H5 version)	GRD group
Type		l_0 mm	P_2 kW	m kg			EUR		EUR	
40/115-0,55/2	DN 40	250	0.55	25	2158815	L	**2 626.–**	A	**376.–**	3
40/120-1,5/2	DN 40	320	1.50	36	2158816	L	**3 599.–**	A	**376.–**	3
40/130-2,2/2	DN 40	320	2.20	37	2158817	L	**3 948.–**	A	**376.–**	3
40/150-3/2	DN 40	320	3.00	44	2158818	L	**4 355.–**	A	**376.–**	3
40/160-4/2	DN 40	320	4.00	52	2158819	L	**4 772.–**	A	**376.–**	3
50/105-0,75/2	DN 50	280	0.75	30	2158820	L	**2 783.–**	A	**397.–**	3
50/130-2,2/2	DN 50	340	2.20	40	2158821	L	**3 976.–**	A	**397.–**	3
50/140-3/2	DN 50	340	3.00	48	2158822	L	**4 268.–**	A	**397.–**	3
50/150-4/2	DN 50	340	4.00	55	2158823	L	**5 131.–**	A	**397.–**	3
65/110-2,2/2	DN 65	340	2.20	41	2158825	L	**4 028.–**	A	**416.–**	3
65/115-1,5/2	DN 65	340	1.50	40	2158824	L	**3 593.–**	A	**416.–**	3
65/120-3/2	DN 65	340	3.00	50	2158826	L	**4 427.–**	A	**416.–**	3
65/130-4/2	DN 65	340	4.00	58	2158827	L	**5 083.–**	A	**416.–**	3
80/105-3/2	DN 80	360	3.00	54	2158829	L	**4 451.–**	A	**433.–**	3
80/110-4/2	DN 80	360	4.00	62	2158830	L	**4 932.–**	A	**433.–**	3
80/115-2,2/2	DN 80	360	2.20	47	2158828	L	**4 268.–**	A	**433.–**	3

Price group: PG3

Ordering information without differential pressure sensor								Additional charge		
VeroLine-IP-E	Nominal flange diameter	Port-to-port length	Rated power	Net weight, approx.	Art. no.				PN 16 housing (H5 version)	GRD group
Type		l_0 mm	P_2 kW	m kg			EUR		EUR	
32/95-0,55/2-R1	DN 32	260	0.55	25	2158873	L	**2 106.–**	A	**369.–**	3
32/105-0,75/2-R1	DN 32	260	0.75	28	2158874	L	**2 177.–**	A	**369.–**	3
32/125-1,1/2-R1	DN 32	260	1.10	30	2158875	L	**2 205.–**	A	**369.–**	3
32/135-1,1/2-R1	DN 32	260	1.10	30	2158876	L	**2 252.–**	A	**369.–**	3
32/135-1,5/2-R1	DN 32	260	1.50	33	2158877	L	**2 688.–**	A	**369.–**	3
40/115-0,55/2-R1	DN 40	250	0.55	25	2158878	L	**2 194.–**	A	**376.–**	3
40/120-1,5/2-R1	DN 40	320	1.50	36	2158879	L	**3 167.–**	A	**376.–**	3
40/130-2,2/2-R1	DN 40	320	2.20	37	2158880	L	**3 516.–**	A	**376.–**	3
40/150-3/2-R1	DN 40	320	3.00	45	2158881	L	**3 923.–**	A	**376.–**	3
40/160-4/2-R1	DN 40	320	4.00	52	2158882	L	**4 340.–**	A	**376.–**	3
50/105-0,75/2-R1	DN 50	280	0.75	30	2158883	L	**2 351.–**	A	**397.–**	3
50/130-2,2/2-R1	DN 50	340	2.20	40	2158884	L	**3 544.–**	A	**397.–**	3
50/140-3/2-R1	DN 50	340	3.00	48	2158885	L	**3 836.–**	A	**397.–**	3
50/150-4/2-R1	DN 50	340	4.00	55	2158886	L	**4 699.–**	A	**397.–**	3
65/110-2,2/2-R1	DN 65	340	2.20	41	2158888	L	**3 596.–**	A	**416.–**	3
65/115-1,5/2-R1	DN 65	340	1.50	40	2158887	L	**3 161.–**	A	**416.–**	3
65/120-3/2-R1	DN 65	340	3.00	50	2158889	L	**3 995.–**	A	**416.–**	3
65/130-4/2-R1	DN 65	340	4.00	58	2158890	L	**4 651.–**	A	**416.–**	3
80/105-3/2-R1	DN 80	360	3.00	54	2158892	L	**4 019.–**	A	**433.–**	3
80/110-4/2-R1	DN 80	360	4.00	62	2158893	L	**4 500.–**	A	**433.–**	3
80/115-2,2/2-R1	DN 80	360	2.20	47	2158891	L	**3 836.–**	A	**433.–**	3

= ready for delivery, L = supply availability, C = approx. 2 weeks, K = approx. 4 weeks, A = on request, = please contact Wilo

Subject to change – all prices do not include VAT. Our General Terms of Delivery and Service apply (see www.wilo.com/legal) – valid from 01/01/2019 in Germany.



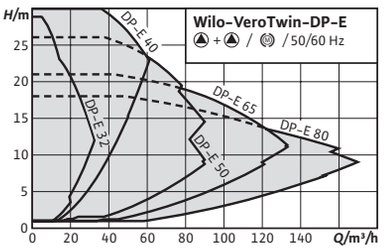

Accessories	Page
IR-Monitor/IR-Stick	197
Wall fixation/installation on a base	149
Differential pressure detection	182
Pump control/interface modul	178
Pump control VR-HVAC	157
Pump control CCe-HVAC	163
Pump control SCe-HVAC	168

Wilo-VeroTwin-DP-E

Design type
Electronically controlled glanded double pump in in-line design with flange connection and automatic power adjustment

Application
Pumping of heating water (acc. to VDI 2035), cold water and water/glycol mixtures without abrasive substances in heating, cold water and cooling systems.

Scope of delivery
- → Pump
- → Installation and operating instructions

Options
- → Variant ...-R1 without differential pressure sensor
- → ...-H5 variant with PN16 housing (at additional charge)
- → ...-S1/-S2 variant with special mechanical seals (at additional charge)

Special features/product advantages
- → Energy savings due to integrated electronic power adjustment
- → Optional interfaces for bus communication using plug-in IF-Modules
- → Simple operation with Green Button Technology and display
- → Integrated dual pump management
- → Integrated full motor protection (PTC thermistor sensor) with trip electronics

Notice
Motors with energy efficiency class IE4

General notes – ErP (Ecodesign) Directive
The minimum efficiency index, MEI, of the pump series is ≥0.4. For detailed information on the MEI values of the individual pump types, see: Wilo Online Catalogue, available at www.wilo.com

Price group: PG3

Ordering information with differential pressure sensor								Additional charge			
VeroTwin-DP-E	Nominal flange diameter	Port-to-port length	Rated power	Net weight, approx.	Art. no.				PN 16 housing (H5 version)	GRD group	Blind flange
Type		l_0 mm	P_2 kW	m kg			EUR		EUR		
32/95-0,55/2	DN 32	260	0.55	47	2158936	L	**4 854.–**	A	**369.–**	3	F
32/105-0,75/2	DN 32	260	0.75	53	2158937	L	**4 993.–**	A	**369.–**	3	F
32/125-1,1/2	DN 32	260	1.10	56	2158938	L	**5 034.–**	A	**369.–**	3	F
32/135-1,1/2	DN 32	260	1.10	56	2158939	L	**5 130.–**	A	**369.–**	3	F
32/135-1,5/2	DN 32	260	1.50	62	2158940	L	**5 969.–**	A	**369.–**	3	F

= ready for delivery, L = supply availability, C = approx. 2 weeks, K = approx. 4 weeks, A = on request, = please contact Wilo
Subject to change – all prices do not include VAT. Our General Terms of Delivery and Service apply (see www.wilo.com/legal) – valid from 01/01/2019 in Germany.

Price group: PG3

Ordering information with differential pressure sensor								Additional charge			
VeroTwin-DP-E	Nominal flange diameter	Port-to-port length	Rated power	Net weight, approx.	Art. no.				PN 16 housing (H5 version)	GRD group	Blind flange
Type		l_0 mm	P_2 kW	m kg			EUR		EUR		
40/115-0,55/2	DN 40	250	0.55	50	2158941	L	**5 015.–**	A	**376.–**	3	G
40/120-1,5/2	DN 40	320	1.50	71	2158942	L	**6 887.–**	A	**376.–**	3	F
40/130-2,2/2	DN 40	320	2.20	72	2158943	L	**7 554.–**	A	**376.–**	3	F
40/150-3/2	DN 40	320	3.00	88	2158944	L	**8 330.–**	A	**376.–**	3	F
40/160-4/2	DN 40	320	4.00	103	2158945	L	**9 127.–**	A	**376.–**	3	F
50/105-0,75/2	DN 50	280	0.75	56	2158946	L	**5 325.–**	A	**397.–**	3	G
50/130-2,2/2	DN 50	340	2.20	74	2158947	L	**7 606.–**	A	✆	3	F
50/140-3/2	DN 50	340	3.00	89	2158948	L	**8 167.–**	A	✆	3	F
50/150-4/2	DN 50	340	4.00	105	2158949	L	**9 815.–**	A	✆	3	F
65/110-2,2/2	DN 65	340	2.20	81	2158951	L	**7 691.–**	A	✆	3	F
65/115-1,5/2	DN 65	340	1.50	78	2158950	L	**6 874.–**	A	**416.–**	3	H
65/120-3/2	DN 65	340	3.00	101	2158952	L	**8 469.–**	A	✆	3	F
65/130-4/2	DN 65	340	4.00	112	2158953	L	**9 725.–**	A	✆	3	F
80/105-3/2	DN 80	360	3.00	100	2158955	L	**8 511.–**	A	✆	3	F
80/110-4/2	DN 80	360	4.00	116	2158956	L	**9 437.–**	A	✆	3	F
80/115-2,2/2	DN 80	360	2.20	81	2158954	L	**8 167.–**	A	**433.–**	3	H

Price group: PG3

Ordering information without differential pressure sensor								Additional charge			
VeroTwin-DP-E	Nominal flange diameter	Port-to-port length	Rated power	Net weight, approx.	Art. no.				PN 16 housing (H5 version)	GRD group	Blind flange
Type		l_0 mm	P_2 kW	m kg			EUR		EUR		
32/95-0,55/2-R1	DN 32	260	0.55	47	2158999	C	**4 422.–**	A	**369.–**	3	F
32/105-0,75/2-R1	DN 32	260	0.75	53	2159000	C	**4 561.–**	A	**369.–**	3	F
32/125-1,1/2-R1	DN 32	260	1.10	56	2159001	C	**4 602.–**	A	**369.–**	3	F
32/135-1,1/2-R1	DN 32	260	1.10	56	2159002	C	**4 698.–**	A	**369.–**	3	F
32/135-1,5/2-R1	DN 32	260	1.50	62	2159003	C	**5 537.–**	A	**369.–**	3	F
40/115-0,55/2-R1	DN 40	250	0.55	50	2159004	C	**4 583.–**	A	**376.–**	3	G
40/120-1,5/2-R1	DN 40	320	1.50	71	2159005	C	**6 455.–**	A	**376.–**	3	F
40/130-2,2/2-R1	DN 40	320	2.20	72	2159006	C	**7 122.–**	A	**376.–**	3	F
40/150-3/2-R1	DN 40	320	3.00	88	2159007	C	**7 898.–**	A	**376.–**	3	F
40/160-4/2-R1	DN 40	320	4.00	103	2159008	C	**8 695.–**	A	**376.–**	3	F
50/105-0,75/2-R1	DN 50	280	0.75	56	2159009	C	**4 893.–**	A	**397.–**	3	G
50/130-2,2/2-R1	DN 50	340	2.20	74	2159010	C	**7 174.–**	A	✆	3	F
50/140-3/2-R1	DN 50	340	3.00	89	2159011	C	**7 735.–**	A	✆	3	F
50/150-4/2-R1	DN 50	340	4.00	105	2159012	C	**9 383.–**	A	✆	3	F
65/110-2,2/2-R1	DN 65	340	2.20	81	2159014	C	**7 259.–**	A	✆	3	F
65/115-1,5/2-R1	DN 65	340	1.50	78	2159013	C	**6 442.–**	A	**416.–**	3	H
65/120-3/2-R1	DN 65	340	3.00	101	2159015	C	**8 037.–**	A	✆	3	F
65/130-4/2-R1	DN 65	340	4.00	112	2159016	C	**9 293.–**	A	✆	3	F
80/105-3/2-R1	DN 80	360	3.00	100	2159018	C	**8 079.–**	A	✆	3	F
80/110-4/2-R1	DN 80	360	4.00	116	2159019	C	**9 005.–**	A	✆	3	F
80/115-2,2/2-R1	DN 80	360	2.20	81	2159017	C	**7 735.–**	A	**433.–**	3	H

🚚 = ready for delivery, L = supply availability, C = approx. 2 weeks, K = approx. 4 weeks, A = on request, ✆ = please contact Wilo
Subject to change – all prices do not include VAT. Our General Terms of Delivery and Service apply (see www.wilo.com/legal) – valid from 01/01/2019 in Germany.



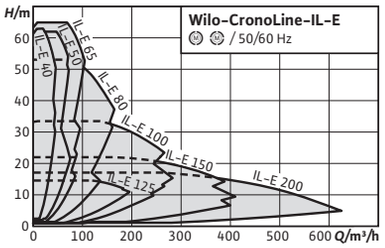

Accessories	Page
IR-Monitor/IR-Stick	197
Wall fixation/installation on a base	149
Differential pressure detection	182
Pump control/interface modul	178
Pump control VR-HVAC	157
Pump control CCe-HVAC	163
Pump control SCe-HVAC	168

Wilo-CronoLine-IL-E

Design type
Electronically controlled glanded single pump in in-line design with flange connection and automatic power adjustment

Application
Pumping of heating water (acc. to VDI 2035), cold water and water/glycol mixtures without abrasive substances in heating, cold water and cooling systems.

Scope of delivery
- → Pump
- → Installation and operating instructions

Options
- → Variant ...-R1 without differential pressure sensor
- → Variant ...-L1 with bronze impeller (at additional charge)
- → Variant ...-H1 with housing made of spheroidal cast iron (at additional charge)

Special features/product advantages
- → Energy savings due to integrated electronic power adjustment
- → Optional interfaces for bus communication using plug-in IF-Modules
- → Simple operation with Green Button Technology and display
- → Integrated dual pump management
- → Integrated full motor protection (PTC thermistor sensor) with trip electronics

Notice
Motors with energy efficiency class IE4

General notes – ErP (Ecodesign) Directive
The minimum efficiency index, MEI, of the pump series is ≥0.4. For detailed information on the MEI values of the individual pump types, see: Wilo Online Catalogue, available at www.wilo.com

Price group: PG3

Ordering information (2-pole types) with differential pressure sensor								Additional charge				
CronoLine-IL-E	Nominal flange diameter	Port-to-port length	Rated power	Net weight, approx.	Art. no.				Red brass impeller (L1 version)		Spheroidal cast iron housing (H1 version)	GRD group
Type		l_0 mm	P_2 kW	m kg			EUR		EUR		EUR	
40/170-5,5/2	DN 40	340	5.50	95	2159314	L	**4 936.–**	A	**338.–**	A	**540.–**	4
40/200-7,5/2	DN 40	440	7.50	110	2159315	L	**5 545.–**	A	**369.–**	A	**540.–**	5
40/220-11/2	DN 40	440	11.00	196	2153668	C	**7 485.–**	A	**369.–**	A	**540.–**	5
50/160-5,5/2	DN 50	340	5.50	99	2159316	L	**5 247.–**	A	**376.–**	A	**714.–**	5
50/170-7,5/2	DN 50	340	7.50	101	2159317	L	**5 793.–**	A	**376.–**	A	**714.–**	5

= ready for delivery, L = supply availability, C = approx. 2 weeks, K = approx. 4 weeks, A = on request, = please contact Wilo
Subject to change – all prices do not include VAT. Our General Terms of Delivery and Service apply (see www.wilo.com/legal) – valid from 01/01/2019 in Germany.

Price group: PG3

Ordering information (2-pole types) with differential pressure sensor								Additional charge				
CronoLine-IL-E	Nominal flange diameter	Port-to-port length	Rated power	Net weight, approx.	Art. no.				Red brass impeller (L1 version)		Spheroidal cast iron housing (H1 version)	GRD group
Type		l_0 mm	P_2 kW	m kg			EUR		EUR		EUR	
50/180-7,5/2	DN 50	440	7.50	114	2159318	L	**5 793.–**	A	**412.–**	A	**714.–**	5
50/210-11/2	DN 50	440	11.00	200	2153669	L	**7 633.–**	A	**412.–**	A	**957.–**	5
50/220-15/2	DN 50	440	15.00	208	2153670	C	**8 825.–**	A	**412.–**	A	**957.–**	5
65/150-5,5/2	DN 65	430	5.50	105	2159319	L	**5 187.–**	A	**600.–**	A	**690.–**	5
65/160-7,5/2	DN 65	430	7.50	107	2159320	L	**5 777.–**	A	**600.–**	A	**690.–**	5
65/170-11/2	DN 65	430	11.00	186	2153671	L	**7 667.–**	A	**600.–**	A	**690.–**	5
65/200-15/2	DN 65	475	15.00	214	2153672	L	**8 902.–**	A	**647.–**	A	**805.–**	6
65/210-18,5/2	DN 65	475	18.50	258	2153673	C	**10 365.–**	A	**647.–**	A	**805.–**	6
65/220-22/2	DN 65	475	22.00	267	2153674	C	**11 850.–**	A	**647.–**	A	**805.–**	6
80/130-5,5/2	DN 80	400	5.50	104	2159321	L	**5 478.–**	A	**600.–**	A	**558.–**	5
80/140-7,5/2	DN 80	400	7.50	106	2159322	L	**6 064.–**	A	**600.–**	A	**558.–**	5
80/150-7,5/2	DN 80	440	7.50	114	2159323	L	**6 064.–**	A	**620.–**	A	**755.–**	5
80/160-11/2	DN 80	440	11.00	194	2153675	L	**7 844.–**	A	**620.–**	A	**755.–**	5
80/170-15/2	DN 80	440	15.00	202	2153676	L	**8 943.–**	A	**620.–**	A	**755.–**	5
80/190-18,5/2	DN 80	500	18.50	263	2153677	L	**10 467.–**	A	**679.–**	A	**1 326.–**	6
80/200-22/2	DN 80	500	22.00	273	2153678	L	**11 961.–**	A	**679.–**	A	**1 326.–**	6
100/145-11/2	DN 100	500	11.00	212	2153679	L	**7 872.–**	A	**699.–**	A	**1 103.–**	6
100/150-15/2	DN 100	500	15.00	220	2153680	L	**8 976.–**	A	**699.–**	A	**1 103.–**	6
100/160-18,5/2	DN 100	500	18.50	262	2153681	L	**10 521.–**	A	**699.–**	A	**1 103.–**	6
100/165-22/2	DN 100	500	22.00	272	2153682	L	**12 029.–**	A	**699.–**	A	**1 103.–**	6

Price group: PG3

Ordering information (2-pole types) without differential pressure sensor								Additional charge				
CronoLine-IL-E	Nominal flange diameter	Port-to-port length	Rated power	Net weight, approx.	Art. no.				Red brass impeller (L1 version)		Spheroidal cast iron housing (H1 version)	GRD group
Type		l_0 mm	P_2 kW	m kg			EUR		EUR		EUR	
40/170-5,5/2-R1	DN 40	340	5.50	95	2159362	L	**4 504.–**	A	**338.–**	A	**540.–**	4
40/200-7,5/2-R1	DN 40	440	7.50	110	2159363	C	**5 113.–**	A	**369.–**	A	**540.–**	5
40/220-11/2-R1	DN 40	440	11.00	197	2153737	C	**7 053.–**	A	**369.–**	A	**540.–**	5
50/160-5,5/2-R1	DN 50	340	5.50	99	2159364	L	**4 815.–**	A	**376.–**	A	**714.–**	5
50/170-7,5/2-R1	DN 50	340	7.50	101	2159365	C	**5 361.–**	A	**376.–**	A	**714.–**	5
50/180-7,5/2-R1	DN 50	440	7.50	114	2159366	C	**5 361.–**	A	**412.–**	A	**714.–**	5
50/210-11/2-R1	DN 50	440	11.00	209	2153738	C	**7 201.–**	A	**412.–**	A	**957.–**	5
50/220-15/2-R1	DN 50	440	15.00	209	2153739	C	**8 393.–**	A	**412.–**	A	**957.–**	5
65/150-5,5/2-R1	DN 65	430	5.50	105	2159367	L	**4 755.–**	A	**600.–**	A	**690.–**	5
65/160-7,5/2-R1	DN 65	430	7.50	107	2159368	L	**5 345.–**	A	**600.–**	A	**690.–**	5
65/170-11/2-R1	DN 65	430	11.00	187	2153740	C	**7 235.–**	A	**600.–**	A	**690.–**	5
65/200-15/2-R1	DN 65	475	15.00	215	2153741	C	**8 470.–**	A	**647.–**	A	**805.–**	6
65/210-18,5/2-R1	DN 65	475	18.50	258	2153742	C	**9 933.–**	A	**647.–**	A	**805.–**	6
65/220-22/2-R1	DN 65	475	22.00	267	2153743	C	**11 418.–**	A	**647.–**	A	**805.–**	6
80/130-5,5/2-R1	DN 80	400	5.50	104	2159369	L	**5 046.–**	A	**600.–**	A	**558.–**	5
80/140-7,5/2-R1	DN 80	400	7.50	106	2159370	L	**5 632.–**	A	**600.–**	A	**558.–**	5
80/150-7,5/2-R1	DN 80	440	7.50	114	2159371	L	**5 632.–**	A	**620.–**	A	**755.–**	5

= ready for delivery, L = supply availability, C = approx. 2 weeks, K = approx. 4 weeks, A = on request, = please contact Wilo
Subject to change – all prices do not include VAT. Our General Terms of Delivery and Service apply (see www.wilo.com/legal) – valid from 01/01/2019 in Germany.

Price group: PG3

Ordering information (2-pole types) without differential pressure sensor								Additional charge					
CronoLine-IL-E	Nominal flange diameter	Port-to-port length	Rated power	Net weight, approx.	Art. no.				Red brass impeller (L1 version)		Spheroidal cast iron housing (H1 version)	GRD group
Type		l_0 mm	P_2 kW	m kg			EUR		EUR		EUR	
80/160-11/2-R1	DN 80	440	11.00	194	2153744	L	**7 412.–**	A	**620.–**	A	**755.–**	5
80/170-15/2-R1	DN 80	440	15.00	202	2153745	C	**8 511.–**	A	**620.–**	A	**755.–**	5
80/190-18,5/2-R1	DN 80	500	18.50	263	2153746	C	**10 035.–**	A	**679.–**	A	**1 326.–**	6
80/200-22/2-R1	DN 80	500	22.00	273	2153747	C	**11 529.–**	A	**679.–**	A	**1 326.–**	6
100/145-11/2-R1	DN 100	500	11.00	220	2153748	L	**7 440.–**	A	**699.–**	A	**1 103.–**	6
100/150-15/2-R1	DN 100	500	15.00	262	2153749	L	**8 544.–**	A	**699.–**	A	**1 103.–**	6
100/160-18,5/2-R1	DN 100	500	18.50	272	2153750	C	**10 089.–**	A	**699.–**	A	**1 103.–**	6
100/165-22/2-R1	DN 100	500	22.00	276	2153751	L	**11 597.–**	A	**699.–**	A	**1 103.–**	6

Price group: PG3

Ordering information (4-pole types) with differential pressure sensor								Additional charge					
CronoLine-IL-E	Nominal flange diameter	Port-to-port length	Rated power	Net weight, approx.	Art. no.				Red brass impeller (L1 version)		Spheroidal cast iron housing (H1 version)	GRD group
Type		l_0 mm	P_2 kW	m kg			EUR		EUR		EUR	
100/220-5,5/4	DN 100	550	5.50	159	2159324	L	**5 835.–**	A	**770.–**	A	**1 312.–**	5
100/250-7,5/4	DN 100	550	7.50	179	2159325	L	**6 863.–**	A	**792.–**	A	✆	5
100/270-11/4	DN 100	550	11.00	276	2153683	L	**8 680.–**	A	**792.–**	A	✆	6
125/210-5,5/4	DN 125	620	5.50	173	2159326	L	**6 360.–**	A	**780.–**	A	✆	5
125/220-7,5/4	DN 125	620	7.50	183	2159327	L	**7 394.–**	A	**780.–**	A	✆	5
150/190-5,5/4	DN 150	700	5.50	205	2159328	L	**6 882.–**	A	**852.–**	A	✆	5
150/200-7,5/4	DN 150	700	7.50	213	2159329	L	**7 935.–**	A	**852.–**	A	✆	5
150/220-11/4	DN 150	700	11.00	309	2153684	L	**9 715.–**	A	**852.–**	A	✆	6
150/250-15/4	DN 150	700	15.00	383	2153685	L	**10 836.–**	A	**931.–**	A	✆	7
150/260-18,5/4	DN 150	700	18.50	438	2153686	L	**12 307.–**	A	**931.–**	A	✆	7
150/270-22/4	DN 150	700	22.00	452	2153687	L	**13 802.–**	A	**931.–**	A	✆	7
200/240-15/4	DN 200	800	15.00	440	2153688	C	**11 976.–**	A	**1 025.–**	A	✆	7
200/250-18,5/4	DN 200	800	18.50	500	2153689	C	**13 409.–**	A	**1 025.–**	A	✆	7
200/260-22/4	DN 200	800	22.00	514	2153690	C	**14 976.–**	A	**1 025.–**	A	✆	7

Price group: PG3

Ordering information (4-pole types) without differential pressure sensor								Additional charge					
CronoLine-IL-E	Nominal flange diameter	Port-to-port length	Rated power	Net weight, approx.	Art. no.				Red brass impeller (L1 version)		Spheroidal cast iron housing (H1 version)	GRD group
Type		l_0 mm	P_2 kW	m kg			EUR		EUR		EUR	
100/220-5,5/4-R1	DN 100	550	5.50	159	2159372	C	**5 403.–**	A	**770.–**	A	**1 312.–**	5
100/250-7,5/4-R1	DN 100	550	7.50	179	2159373	C	**6 431.–**	A	**792.–**	A	✆	5
100/270-11/4-R1	DN 100	550	11.00	212	2153752	C	**8 248.–**	A	**792.–**	A	✆	6
125/210-5,5/4-R1	DN 125	620	5.50	173	2159374	C	**5 928.–**	A	**780.–**	A	✆	5
125/220-7,5/4-R1	DN 125	620	7.50	183	2159375	C	**6 962.–**	A	**780.–**	A	✆	5
150/190-5,5/4-R1	DN 150	700	5.50	205	2159376	C	**6 450.–**	A	**852.–**	A	✆	5
150/200-7,5/4-R1	DN 150	700	7.50	213	2159377	C	**7 503.–**	A	**852.–**	A	✆	5
150/220-11/4-R1	DN 150	700	11.00	309	2153753	C	**9 283.–**	A	**852.–**	A	✆	6

🚚 = ready for delivery, L = supply availability, C = approx. 2 weeks, K = approx. 4 weeks, A = on request, ✆ = please contact Wilo
Subject to change – all prices do not include VAT. Our General Terms of Delivery and Service apply (see www.wilo.com/legal) – valid from 01/01/2019 in Germany.

Price group: PG3

Ordering information (4-pole types) without differential pressure sensor								Additional charge					
CronoLine-IL-E	Nominal flange diameter	Port-to-port length	Rated power	Net weight, approx.	Art. no.				Red brass impeller (L1 version)		Spheroidal cast iron housing (H1 version)		GRD group
Type		l_0 mm	P_2 kW	m kg			EUR		EUR		EUR		
150/250-15/4-R1	DN 150	700	15.00	383	2153754	C	**10 404.–**	A	**931.–**	A	✆		7
150/260-18,5/4-R1	DN 150	700	18.50	438	2153755	C	**11 875.–**	A	**931.–**	A	✆		7
150/270-22/4-R1	DN 150	700	22.00	452	2153756	C	**13 370.–**	A	**931.–**	A	✆		7
200/240-15/4-R1	DN 200	800	15.00	440	2153757	C	**11 544.–**	A	**1 025.–**	A	✆		7
200/250-18,5/4-R1	DN 200	800	18.50	500	2153758	C	**12 977.–**	A	**1 025.–**	A	✆		7
200/260-22/4-R1	DN 200	800	22.00	514	2153759	C	**14 544.–**	A	**1 025.–**	A	✆		7

= ready for delivery, L = supply availability, C = approx. 2 weeks, K = approx. 4 weeks, A = on request, ✆ = please contact Wilo
Subject to change – all prices do not include VAT. Our General Terms of Delivery and Service apply (see www.wilo.com/legal) – valid from 01/01/2019 in Germany.



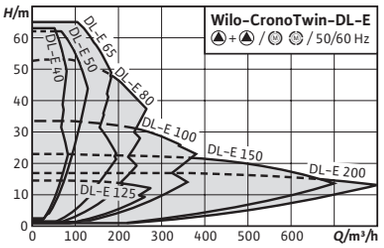

Accessories	Page
IR-Monitor/IR-Stick	197
Wall fixation/installation on a base	149
Differential pressure detection	182
Pump control/interface modul	178
Pump control VR-HVAC	157
Pump control CCe-HVAC	163
Pump control SCe-HVAC	168

Wilo-CronoTwin-DL-E

Design type
Electronically controlled glanded double pump in in-line design with flange connection and automatic power adjustment

Application
Pumping of heating water (acc. to VDI 2035), cold water and water/glycol mixtures without abrasive substances in heating, cold water and cooling systems.

Scope of delivery
- → Pump
- → Installation and operating instructions

Options
- → Variant ...-R1 without differential pressure sensor
- → ...-L1 variant with bronze impeller (at additional charge)
- → ...-H1 variant with housing made of spheroidal cast iron (at additional charge)
- → ...-S1/-S2 variant with special mechanical seal (at additional charge)

Special features/product advantages
- → Energy savings due to integrated electronic power adjustment
- → Simple operation with Green Button Technology and display
- → Various operating modes: main/standby operation and parallel operation
- → Configurable fault response tailored to HVAC applications
- → Integrated full motor protection (PTC thermistor sensor) with trip electronics

Notice
Motors with energy efficiency class IE4

General notes – ErP (Ecodesign) Directive
The minimum efficiency index, MEI, of the pump series is ≥0.4. For detailed information on the MEI values of the individual pump types, see: Wilo Online Catalogue, available at www.wilo.com

Price group: PG3

Ordering information (2-pole types) with differential pressure sensor								Additional charge			
CronoTwin-DL-E	Nominal flange diameter	Port-to-port length	Rated power	Net weight, approx.	Art. no.				Red brass impeller (L1 version)	GRD group	Blind flange
Type		l_0 mm	P_2 kW	m kg			EUR		EUR		
40/170-5,5/2	DN 40	340	5.50	189	2159410	L	**9 693.–**	A	**676.–**	4	B
40/200-7,5/2	DN 40	440	7.50	216	2159411	C	**10 882.–**	A	**738.–**	5	C
40/220-11/2	DN 40	440	11.00	388	2153806	C	**14 596.–**	A	**738.–**	5	C
50/160-5,5/2	DN 50	340	5.50	193	2159412	L	**10 565.–**	A	**752.–**	5	B
50/170-7,5/2	DN 50	340	7.50	197	2159413	L	**11 375.–**	A	**752.–**	5	B
50/180-7,5/2	DN 50	440	7.50	225	2159414	C	**11 367.–**	A	**824.–**	5	C

= ready for delivery, L = supply availability, C = approx. 2 weeks, K = approx. 4 weeks, A = on request, = please contact Wilo
Subject to change – all prices do not include VAT. Our General Terms of Delivery and Service apply (see www.wilo.com/legal) – valid from 01/01/2019 in Germany.

Price group: PG3

Ordering information (2-pole types) with differential pressure sensor									Additional charge			
CronoTwin-DL-E	Nominal flange diameter	Port-to-port length	Rated power	Net weight, approx.	Art. no.				Red brass impeller (L1 version)		GRD group	Blind flange
Type		l_0 mm	P_2 kW	m kg			EUR		EUR			
50/210-11/2	DN 50	440	11.00	392	2153807	C	**14 888.–**	A	**824.–**		5	C
50/220-15/2	DN 50	440	15.00	410	2153808	C	**17 205.–**	A	**824.–**		5	C
65/150-5,5/2	DN 65	430	5.50	211	2159415	L	**10 190.–**	A	**1 200.–**		5	B
65/160-7,5/2	DN 65	430	7.50	215	2159416	L	**11 338.–**	A	**1 200.–**		5	B
65/170-11/2	DN 65	430	11.00	376	2153809	C	**14 953.–**	A	**1 200.–**		5	B
65/200-15/2	DN 65	475	15.00	422	2153810	C	**17 362.–**	A	**1 294.–**		6	C
65/210-18,5/2	DN 65	475	18.50	507	2153811	C	**20 729.–**	A	**1 294.–**		6	C
65/220-22/2	DN 65	475	22.00	527	2153812	C	**23 699.–**	A	**1 294.–**		6	C
80/130-5,5/2	DN 80	400	5.50	205	2159417	L	**10 757.–**	A	**1 200.–**		5	A
80/140-7,5/2	DN 80	400	7.50	210	2159418	L	**11 910.–**	A	**1 200.–**		5	A
80/150-7,5/2	DN 80	440	7.50	227	2159419	C	**12 209.–**	A	**1 240.–**		5	B
80/160-11/2	DN 80	440	11.00	386	2153813	L	**15 687.–**	A	**1 240.–**		5	B
80/170-15/2	DN 80	440	15.00	402	2153814	C	**17 438.–**	A	**1 240.–**		5	B
80/190-18,5/2	DN 80	500	18.50	522	2153815	C	**20 934.–**	A	**1 358.–**		6	C
80/200-22/2	DN 80	500	22.00	548	2153816	C	**23 923.–**	A	**1 358.–**		6	C
100/145-11/2	DN 100	500	11.00	428	2153817	L	**15 349.–**	A	**1 398.–**		6	B
100/150-15/2	DN 100	500	15.00	444	2153818	L	**17 950.–**	A	**1 398.–**		6	B
100/160-18,5/2	DN 100	500	18.50	530	2153819	C	**20 513.–**	A	**1 398.–**		6	B
100/165-22/2	DN 100	500	22.00	549	2153820	C	**23 458.–**	A	**1 398.–**		6	B

Price group: PG3

Ordering information (2-pole types) without differential pressure sensor									Additional charge			
CronoTwin-DL-E	Nominal flange diameter	Port-to-port length	Rated power	Net weight, approx.	Art. no.				Red brass impeller (L1 version)		GRD group	Blind flange
Type		l_0 mm	P_2 kW	m kg			EUR		EUR			
40/170-5,5/2-R1	DN 40	340	5.50	189	2159458	C	**9 261.–**	A	**676.–**		4	B
40/200-7,5/2-R1	DN 40	440	7.50	216	2159459	C	**10 450.–**	A	**738.–**		5	C
40/220-11/2-R1	DN 40	440	11.00	388	2153875	C	**14 164.–**	A	**738.–**		5	C
50/160-5,5/2-R1	DN 50	340	5.50	193	2159460	C	**10 133.–**	A	**752.–**		5	B
50/170-7,5/2-R1	DN 50	340	7.50	197	2159461	C	**10 943.–**	A	**752.–**		5	B
50/180-7,5/2-R1	DN 50	440	7.50	225	2159462	C	**10 935.–**	A	**824.–**		5	C
50/210-11/2-R1	DN 50	440	11.00	393	2153876	C	**14 456.–**	A	**824.–**		5	C
50/220-15/2-R1	DN 50	440	15.00	410	2153877	C	**16 773.–**	A	**824.–**		5	C
65/150-5,5/2-R1	DN 65	430	5.50	211	2159463	C	**9 758.–**	A	**1 200.–**		5	B
65/160-7,5/2-R1	DN 65	430	7.50	215	2159464	C	**10 906.–**	A	**1 200.–**		5	B
65/170-11/2-R1	DN 65	430	11.00	377	2153878	C	**14 521.–**	A	**1 200.–**		5	B
65/200-15/2-R1	DN 65	475	15.00	422	2153879	C	**16 930.–**	A	**1 294.–**		6	C
65/210-18,5/2-R1	DN 65	475	18.50	507	2153880	C	**20 297.–**	A	**1 294.–**		6	C
65/220-22/2-R1	DN 65	475	22.00	527	2153881	C	**23 267.–**	A	**1 294.–**		6	C
80/130-5,5/2-R1	DN 80	400	5.50	205	2159465	C	**10 325.–**	A	**1 200.–**		5	A
80/140-7,5/2-R1	DN 80	400	7.50	210	2159466	C	**11 478.–**	A	**1 200.–**		5	A
80/150-7,5/2-R1	DN 80	440	7.50	227	2159467	C	**11 777.–**	A	**1 240.–**		5	B
80/160-11/2-R1	DN 80	440	11.00	386	2153882	C	**15 255.–**	A	**1 240.–**		5	B
80/170-15/2-R1	DN 80	440	15.00	402	2153883	C	**17 006.–**	A	**1 240.–**		5	B
80/190-18,5/2-R1	DN 80	500	18.50	522	2153884	C	**20 502.–**	A	**1 358.–**		6	C

= ready for delivery, L = supply availability, C = approx. 2 weeks, K = approx. 4 weeks, A = on request, = please contact Wilo
Subject to change – all prices do not include VAT. Our General Terms of Delivery and Service apply (see www.wilo.com/legal) – valid from 01/01/2019 in Germany.

Price group: PG3

Ordering information (2-pole types) without differential pressure sensor								Additional charge			
CronoTwin-DL-E	Nominal flange diameter	Port-to-port length	Rated power	Net weight, approx.	Art. no.				Red brass impeller (L1 version)	GRD group	Blind flange
Type		l_0 mm	P_2 kW	m kg			EUR		EUR		
80/200-22/2-R1	DN 80	500	22.00	548	2153885	C	**23 491.–**	A	**1 358.–**	6	C
100/145-11/2-R1	DN 100	500	11.00	429	2153886	C	**14 917.–**	A	**1 398.–**	6	B
100/150-15/2-R1	DN 100	500	15.00	445	2153887	C	**17 518.–**	A	**1 398.–**	6	B
100/160-18,5/2-R1	DN 100	500	18.50	530	2153888	C	**20 081.–**	A	**1 398.–**	6	B
100/165-22/2-R1	DN 100	500	22.00	549	2153889	C	**23 026.–**	A	**1 398.–**	6	B

Price group: PG3

Ordering information (4-pole types) with differential pressure sensor								Additional charge			
CronoTwin-DL-E	Nominal flange diameter	Port-to-port length	Rated power	Net weight, approx.	Art. no.				Red brass impeller (L1 version)	GRD group	Blind flange
Type		l_0 mm	P_2 kW	m kg			EUR		EUR		
100/220-5,5/4	DN 100	550	5.50	313	2159420	L	**11 671.–**	A	**1 540.–**	5	C
100/250-7,5/4	DN 100	550	7.50	357	2159421	L	**13 819.–**	A	**1 584.–**	5	D
100/270-11/4	DN 100	550	11.00	550	2153821	C	**16 927.–**	A	**1 584.–**	6	D
125/210-5,5/4	DN 125	620	5.50	334	2159422	C	**12 724.–**	A	**1 560.–**	5	C
125/220-7,5/4	DN 125	620	7.50	350	2159423	C	**14 887.–**	A	**1 560.–**	5	C
150/190-5,5/4	DN 150	700	5.50	410	2159424	L	**13 762.–**	A	**1 704.–**	5	C
150/200-7,5/4	DN 150	700	7.50	426	2159425	C	**15 978.–**	A	**1 704.–**	5	C
150/220-11/4	DN 150	700	11.00	617	2153822	C	**18 943.–**	A	**1 704.–**	6	C
150/250-15/4	DN 150	700	15.00	738	2153823	C	**21 131.–**	A	**1 862.–**	7	D
150/260-18,5/4	DN 150	700	18.50	858	2153824	C	**23 996.–**	A	**1 862.–**	7	D
150/270-22/4	DN 150	700	22.00	886	2153825	C	**27 603.–**	A	**1 862.–**	7	D
200/240-15/4	DN 200	800	15.00	878	2153826	C	**23 951.–**	A	**2 050.–**	7	D
200/250-18,5/4	DN 200	800	18.50	996	2153827	C	**26 818.–**	A	**2 050.–**	7	D
200/260-22/4	DN 200	800	22.00	1024	2153828	C	**29 204.–**	A	**2 050.–**	7	D

Price group: PG3

Ordering information (4-pole types) without differential pressure sensor								Additional charge			
CronoTwin-DL-E	Nominal flange diameter	Port-to-port length	Rated power	Net weight, approx.	Art. no.				Red brass impeller (L1 version)	GRD group	Blind flange
Type		l_0 mm	P_2 kW	m kg			EUR		EUR		
100/220-5,5/4-R1	DN 100	550	5.50	313	2159468	C	**11 239.–**	A	**1 540.–**	5	C
100/250-7,5/4-R1	DN 100	550	7.50	357	2159469	C	**13 387.–**	A	**1 584.–**	5	D
100/270-11/4-R1	DN 100	550	11.00	550	2153890	C	**16 495.–**	A	**1 584.–**	6	D
125/210-5,5/4-R1	DN 125	620	5.50	334	2159470	C	**12 292.–**	A	**1 560.–**	5	C
125/220-7,5/4-R1	DN 125	620	7.50	350	2159471	C	**14 455.–**	A	**1 560.–**	5	C
150/190-5,5/4-R1	DN 150	700	5.50	410	2159472	C	**13 330.–**	A	**1 704.–**	5	C
150/200-7,5/4-R1	DN 150	700	7.50	426	2159473	C	**15 546.–**	A	**1 704.–**	5	C
150/220-11/4-R1	DN 150	700	11.00	617	2153891	C	**18 511.–**	A	**1 704.–**	6	C
150/250-15/4-R1	DN 150	700	15.00	739	2153892	C	**20 699.–**	A	**1 862.–**	7	D
150/260-18,5/4-R1	DN 150	700	18.50	859	2153893	C	**23 564.–**	A	**1 862.–**	7	D
150/270-22/4-R1	DN 150	700	22.00	887	2153894	C	**27 171.–**	A	**1 862.–**	7	D
200/240-15/4-R1	DN 200	800	15.00	879	2153895	C	**23 519.–**	A	**2 050.–**	7	D
200/250-18,5/4-R1	DN 200	800	18.50	996	2153896	C	**26 386.–**	A	**2 050.–**	7	D
200/260-22/4-R1	DN 200	800	22.00	1024	2153897	C	**28 772.–**	A	**2 050.–**	7	D

= ready for delivery, L = supply availability, C = approx. 2 weeks, K = approx. 4 weeks, A = on request, = please contact Wilo
Subject to change – all prices do not include VAT. Our General Terms of Delivery and Service apply (see www.wilo.com/legal) – valid from 01/01/2019 in Germany.



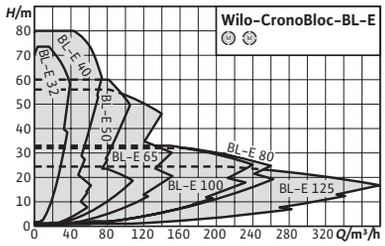

Accessories	Page
IR-Monitor/IR-Stick	197
Differential pressure detection	182
Pump control/interface modul	178
Pump control VR-HVAC	157
Pump control CCe-HVAC	163
Pump control SCe-HVAC	168

Wilo-CronoBloc-BL-E

Design type
Electronically controlled glanded single pump in monobloc design with flange connection and automatic power adjustment.

Application
Pumping of heating water (acc. to VDI 2035), cold water and water/glycol mixtures without abrasive substances in heating, cold water and cooling systems.

Scope of delivery
- → Pump
- → Installation and operating instructions

Options
- → ...-R1 variant without differential pressure sensor
- → ...-L1 variant with bronze impeller (at additional charge)
- → ...-H1 variant with housing made of spheroidal cast iron (at additional charge)
- → ...-S1/-S2 variant with special mechanical seal (at additional charge)

Special features/product advantages
- → Energy savings due to integrated electronic power adjustment
- → Optional interfaces for bus communication using plug-in IF-Modules
- → Simple operation due to tried-and-tested Green Button Technology and display
- → Integrated full motor protection (PTC thermistor sensor) with trip electronics
- → Meets user requirements due to performance and main dimensions in accordance with EN 733 (for end-sution pumps)

Notice
Motors with energy efficiency class IE4

General notes – ErP (Ecodesign) Directive
The minimum efficiency index, MEI, of the pump series is ≥0.4. For detailed information on the MEI values of the individual pump types, see: Wilo Online Catalogue, available at www.wilo.com

Price group: PG3

Ordering information (2-pole types) without differential pressure sensor								Additional charge				
CronoBloc-BL-E	Suction side	Pressure side	Rated power	Net weight, approx.	Art. no.				Red brass impeller (L1 version)		Spheroidal cast iron housing (H1 version)	GRD group
Type			P_2 kW	m kg			EUR		EUR		EUR	
32/140-2,2/2-R1	DN 50	DN 32	2.20	54	**2191425**	C	**3 567.-**	A	**338.-**	A	**427.-**	4
32/150-3/2-R1	DN 50	DN 32	3.00	64	**2191426**	C	**4 029.-**	A	**338.-**	A	**440.-**	4
32/160-4/2-R1	DN 50	DN 32	4.00	72	**2191427**	C	**4 581.-**	A	**338.-**	A	**440.-**	4
32/170-5,5/2-R1	DN 50	DN 32	5.50	94	**2191428**	C	**5 369.-**	A	**338.-**	A	**543.-**	4

= ready for delivery, L = supply availability, C = approx. 2 weeks, K = approx. 4 weeks, A = on request, = please contact Wilo
Subject to change – all prices do not include VAT. Our General Terms of Delivery and Service apply (see www.wilo.com/legal) – valid from 01/01/2019 in Germany.

Price group: PG3

Ordering information (2-pole types) without differential pressure sensor								Additional charge					
CronoBloc-BL-E	Suction side	Pressure side	Rated power	Net weight, approx.	Art. no.				Red brass impeller (L1 version)		Spheroidal cast iron housing (H1 version)		GRD group
Type			P_2 kW	m kg			EUR		EUR		EUR		
32/210-7,5/2-R1	DN 50	DN 32	7.50	104	**2191429**	C	**5 990.–**	A	**369.–**	A	**543.–**	5
32/220-11/2-R1	DN 50	DN 32	11.00	192	**2189978**	C	**7 656.–**	A	**369.–**	A	**543.–**	5
40/110-1,5/2-R1	DN 65	DN 40	1.50	48	**2191430**	C	**3 139.–**	A	**338.–**	A	**446.–**	4
40/120-2,2/2-R1	DN 65	DN 40	2.20	50	**2191431**	C	**3 591.–**	A	**338.–**	A	**446.–**	4
40/130-3/2-R1	DN 65	DN 40	3.00	58	**2191432**	C	**4 212.–**	A	**338.–**	A	**446.–**	4
40/140-4/2-R1	DN 65	DN 40	4.00	68	**2191433**	C	**4 673.–**	A	**338.–**	A	**446.–**	4
40/160-5,5/2-R1	DN 65	DN 40	5.50	96	**2191434**	C	**5 558.–**	A	**376.–**	A	**594.–**	5
40/170-7,5/2-R1	DN 65	DN 40	7.50	98	**2191435**	C	**6 073.–**	A	**376.–**	A	**594.–**	5
40/180-7,5/2-R1	DN 65	DN 40	7.50	108	**2191436**	C	**6 311.–**	A	**412.–**	A	**754.–**	5
40/210-11/2-R1	DN 65	DN 40	11.00	194	**2189979**	C	**7 925.–**	A	**412.–**	A	**754.–**	5
40/220-15/2-R1	DN 65	DN 40	15.00	204	**2189980**	C	**9 700.–**	A	**412.–**	A	**754.–**	5
40/230-18,5/2-R1	DN 65	DN 50	18.50	260	**2189981**	C	**11 853.–**	A	**619.–**	A	✆	6
40/240-22/2-R1	DN 65	DN 50	22.00	269	**2189982**	C	**13 511.–**	A	**619.–**	A	✆	6
50/110-3/2-R1	DN 65	DN 50	3.00	64	**2191437**	C	**4 476.–**	A	**376.–**	A	**391.–**	4
50/120-4/2-R1	DN 65	DN 50	4.00	72	**2191438**	C	**4 888.–**	A	**376.–**	A	**391.–**	4
50/130-5,5/2-R1	DN 65	DN 50	5.50	90	**2191439**	C	**5 742.–**	A	**376.–**	A	**391.–**	5
50/140-7,5/2-R1	DN 65	DN 50	7.50	94	**2191440**	C	**6 427.–**	A	**376.–**	A	**391.–**	5
50/150-7,5/2-R1	DN 65	DN 50	7.50	102	**2191441**	C	**6 781.–**	A	**600.–**	A	**628.–**	5
50/170-11/2-R1	DN 65	DN 50	11.00	180	**2189983**	C	**8 139.–**	A	**600.–**	A	**628.–**	5
50/200-15/2-R1	DN 65	DN 50	15.00	204	**2189984**	C	**9 989.–**	A	**647.–**	A	**804.–**	6
50/210-18,5/2-R1	DN 65	DN 50	18.50	248	**2189985**	C	**11 966.–**	A	**647.–**	A	**804.–**	6
50/220-22/2-R1	DN 65	DN 50	22.00	258	**2189986**	C	**13 728.–**	A	**647.–**	A	**804.–**	6
65/160-11/2-R1	DN 80	DN 65	11.00	186	**2189987**	C	**8 630.–**	A	**620.–**	A	**657.–**	5
65/170-15/2-R1	DN 80	DN 65	15.00	194	**2189988**	C	**10 078.–**	A	**620.–**	A	**657.–**	5
65/190-18,5/2-R1	DN 80	DN 65	18.50	254	**2189989**	C	**12 030.–**	A	**679.–**	A	✆	6
65/210-22/2-R1	DN 80	DN 65	22.00	267	**2189990**	C	**13 838.–**	A	**679.–**	A	✆	6
80/145-11/2-R1	DN 100	DN 80	11.00	200	**2189991**	C	**8 832.–**	A	**699.–**	A	**827.–**	6
80/150-15/2-R1	DN 100	DN 80	15.00	208	**2189992**	C	**10 241.–**	A	**699.–**	A	**827.–**	6
80/160-18,5/2-R1	DN 100	DN 80	18.50	252	**2189993**	C	**12 055.–**	A	**699.–**	A	**827.–**	6
80/165-22/2-R1	DN 100	DN 80	22.00	262	**2189994**	C	**13 965.–**	A	**699.–**	A	**827.–**	6

Price group: PG3

Ordering information (2-pole types) with differential pressure sensor								Additional charge					
CronoBloc-BL-E	Suction side	Pressure side	Rated power	Net weight, approx.	Art. no.				Red brass impeller (L1 version)		Spheroidal cast iron housing (H1 version)		GRD group
Type			P_2 kW	m kg			EUR		EUR		EUR		
32/140-2,2/2	DN 50	DN 32	2.20	54	**2191367**	C	**3 999.–**	A	**338.–**	A	**427.–**	4
32/150-3/2	DN 50	DN 32	3.00	64	**2191368**	C	**4 461.–**	A	**338.–**	A	**440.–**	4
32/160-4/2	DN 50	DN 32	4.00	72	**2191369**	C	**5 013.–**	A	**338.–**	A	**440.–**	4
32/170-5,5/2	DN 50	DN 32	5.50	94	**2191370**	C	**5 801.–**	A	**338.–**	A	**543.–**	4
32/210-7,5/2	DN 50	DN 32	7.50	104	**2191371**	C	**6 422.–**	A	**369.–**	A	**543.–**	5
32/220-11/2	DN 50	DN 32	11.00	192	**2189952**	C	**8 088.–**	A	**369.–**	A	**543.–**	5
40/110-1,5/2	DN 65	DN 40	1.50	48	**2191372**	C	**3 570.–**	A	**338.–**	A	**446.–**	4
40/120-2,2/2	DN 65	DN 40	2.20	50	**2191373**	C	**4 024.–**	A	**338.–**	A	**446.–**	4

🚚 = ready for delivery, L = supply availability, C = approx. 2 weeks, K = approx. 4 weeks, A = on request, ✆ = please contact Wilo
Subject to change – all prices do not include VAT. Our General Terms of Delivery and Service apply (see www.wilo.com/legal) – valid from 01/01/2019 in Germany.

Price group: PG3

Ordering information (2-pole types) with differential pressure sensor								Additional charge					
CronoBloc-BL-E	Suction side	Pressure side	Rated power	Net weight, approx.	Art. no.				Red brass impeller (L1 version)		Spheroidal cast iron housing (H1 version)		GRD group
Type			P_2 kW	m kg			EUR		EUR		EUR		
40/130-3/2	DN 65	DN 40	3.00	58	**2191374**	C	**4 644.–**	A	**338.–**	A	**446.–**		4
40/140-4/2	DN 65	DN 40	4.00	68	**2191375**	C	**5 105.–**	A	**338.–**	A	**446.–**		4
40/160-5,5/2	DN 65	DN 40	5.50	96	**2191376**	C	**5 990.–**	A	**376.–**	A	**594.–**		5
40/170-7,5/2	DN 65	DN 40	7.50	98	**2191377**	C	**6 504.–**	A	**376.–**	A	**594.–**		5
40/180-7,5/2	DN 65	DN 40	7.50	108	**2191378**	C	**6 743.–**	A	**412.–**	A	**754.–**		5
40/210-11/2	DN 65	DN 40	11.00	194	**2189953**	C	**8 357.–**	A	**412.–**	A	**754.–**		5
40/220-15/2	DN 65	DN 40	15.00	204	**2189954**	C	**10 132.–**	A	**412.–**	A	**754.–**		5
40/230-18,5/2	DN 65	DN 50	18.50	260	**2189955**	C	**12 285.–**	A	**619.–**	A	✆		6
40/240-22/2	DN 65	DN 50	22.00	269	**2189956**	C	**13 943.–**	A	**619.–**	A	✆		6
50/110-3/2	DN 65	DN 50	3.00	64	**2191379**	C	**4 908.–**	A	**376.–**	A	**391.–**		4
50/120-4/2	DN 65	DN 50	4.00	72	**2191380**	C	**5 320.–**	A	**376.–**	A	**391.–**		4
50/130-5,5/2	DN 65	DN 50	5.50	90	**2191381**	C	**6 174.–**	A	**376.–**	A	**391.–**		5
50/140-7,5/2	DN 65	DN 50	7.50	94	**2191382**	C	**6 859.–**	A	**376.–**	A	**391.–**		5
50/150-7,5/2	DN 65	DN 50	7.50	102	**2191383**	C	**7 213.–**	A	**600.–**	A	**628.–**		5
50/170-11/2	DN 65	DN 50	11.00	180	**2189957**	C	**8 571.–**	A	**600.–**	A	**628.–**		5
50/200-15/2	DN 65	DN 50	15.00	204	**2189958**	C	**10 421.–**	A	**647.–**	A	**804.–**		6
50/210-18,5/2	DN 65	DN 50	18.50	248	**2189959**	C	**12 398.–**	A	**647.–**	A	**804.–**		6
50/220-22/2	DN 65	DN 50	22.00	258	**2189960**	C	**14 160.–**	A	**647.–**	A	**804.–**		6
65/160-11/2	DN 80	DN 65	11.00	186	**2189961**	C	**9 062.–**	A	**620.–**	A	**657.–**		5
65/170-15/2	DN 80	DN 65	15.00	194	**2189962**	C	**10 510.–**	A	**620.–**	A	**657.–**		5
65/190-18,5/2	DN 80	DN 65	18.50	254	**2189963**	C	**12 462.–**	A	**679.–**	A	✆		6
65/210-22/2	DN 80	DN 65	22.00	267	**2189964**	C	**14 270.–**	A	**679.–**	A	✆		6
80/145-11/2	DN 100	DN 80	11.00	200	**2189965**	C	**9 264.–**	A	**699.–**	A	**827.–**		6
80/150-15/2	DN 100	DN 80	15.00	208	**2189966**	C	**10 673.–**	A	**699.–**	A	**827.–**		6
80/160-18,5/2	DN 100	DN 80	18.50	252	**2189967**	C	**12 487.–**	A	**699.–**	A	**827.–**		6
80/165-22/2	DN 100	DN 80	22.00	262	**2189968**	C	**14 397.–**	A	**699.–**	A	**827.–**		6

Price group: PG3

Ordering information (4-pole types) without differential pressure sensor								Additional charge					
CronoBloc-BL-E	Suction side	Pressure side	Rated power	Net weight, approx.	Art. no.				Red brass impeller (L1 version)		Spheroidal cast iron housing (H1 version)		GRD group
Type			P_2 kW	m kg			EUR		EUR		EUR		
50/270-5,5/4-R1	DN 65	DN 50	5.50	136	**2191442**	C	**5 672.–**	A	**660.–**	A	✆		5
65/120-4/2-R1	DN 80	DN 65	4.00	76	**2191443**	C	**4 972.–**	A	**600.–**	A	**446.–**		4
65/130-5,5/2-R1	DN 80	DN 65	5.50	96	**2191444**	C	**5 927.–**	A	**600.–**	A	**446.–**		5
65/140-7,5/2-R1	DN 80	DN 65	7.50	98	**2191445**	C	**6 844.–**	A	**600.–**	A	**446.–**		5
65/240-5,5/4-R1	DN 80	DN 65	5.50	152	**2191446**	C	**6 679.–**	A	**734.–**	A	✆		5
65/265-7,5/4-R1	DN 80	DN 65	7.50	160	**2191447**	C	**7 645.–**	A	**734.–**	A	✆		5
80/220-5,5/4-R1	DN 100	DN 80	5.50	144	**2191448**	C	**6 460.–**	A	**770.–**	A	**727.–**		5
80/250-7,5/4-R1	DN 100	DN 80	7.50	162	**2191449**	C	**7 518.–**	A	**792.–**	A	✆		5
80/270-11/4-R1	DN 100	DN 80	11.00	261	**2189995**	C	**10 178.–**	A	**792.–**	A	✆		6
100/200-5,5/4-R1	DN 125	DN 100	5.50	150	**2191450**	C	**6 684.–**	A	**780.–**	A	✆		5
100/220-7,5/4-R1	DN 125	DN 100	7.50	158	**2191451**	C	**7 458.–**	A	**780.–**	A	✆		5

= ready for delivery, L = supply availability, C = approx. 2 weeks, K = approx. 4 weeks, A = on request, ✆ = please contact Wilo
Subject to change – all prices do not include VAT. Our General Terms of Delivery and Service apply (see www.wilo.com/legal) – valid from 01/01/2019 in Germany.

Price group: PG3

Ordering information (4-pole types) without differential pressure sensor								Additional charge				
CronoBloc-BL-E	Suction side	Pressure side	Rated power	Net weight, approx.	Art. no.				Red brass impeller (L1 version)		Spheroidal cast iron housing (H1 version)	GRD group
Type			P_2 kW	m kg			EUR		EUR		EUR	
100/250-11/4-R1	DN 125	DN 100	11.00	275	**2189996**	C	**10 239.–**	A	**823.–**	A	✆	6
100/270-15/4-R1	DN 125	DN 100	15.00	292	**2189997**	C	**11 985.–**	A	**823.–**	A	✆	6
100/305-18,5/4-R1	DN 125	DN 100	18.50	396	**2189998**	C	**12 906.–**	A	**1 069.–**	A	✆	7
100/315-22/4-R1	DN 125	DN 100	22.00	410	**2189999**	C	**16 360.–**	A	**1 069.–**	A	✆	7
125/185-5,5/4-R1	DN 150	DN 125	5.50	184	**2191452**	C	**7 198.–**	A	**852.–**	A	✆	5
125/210-7,5/4-R1	DN 150	DN 125	7.50	192	**2191453**	C	**8 057.–**	A	**852.–**	A	✆	5
125/225-11/4-R1	DN 150	DN 125	11.00	290	**2190000**	C	**10 043.–**	A	**852.–**	A	✆	6
125/245-15/4-R1	DN 150	DN 125	15.00	336	**2190001**	C	**12 153.–**	A	**931.–**	A	✆	7
125/265-18,5/4-R1	DN 150	DN 125	18.50	392	**2190002**	C	**14 339.–**	A	**931.–**	A	✆	7
125/275-22/4-R1	DN 150	DN 125	22.00	406	**2190003**	C	**16 826.–**	A	**931.–**	A	✆	7

Price group: PG3

Ordering information (4-pole types) with differential pressure sensor								Additional charge				
CronoBloc-BL-E	Suction side	Pressure side	Rated power	Net weight, approx.	Art. no.				Red brass impeller (L1 version)		Spheroidal cast iron housing (H1 version)	GRD group
Type			P_2 kW	m kg			EUR		EUR		EUR	
50/270-5,5/4	DN 65	DN 50	5.50	136	**2191384**	C	**6 104.–**	A	**660.–**	A	✆	5
65/120-4/2	DN 80	DN 65	4.00	76	**2191385**	C	**5 404.–**	A	**600.–**	A	**446.–**	4
65/130-5,5/2	DN 80	DN 65	5.50	96	**2191386**	C	**6 359.–**	A	**600.–**	A	**446.–**	5
65/140-7,5/2	DN 80	DN 65	7.50	98	**2191387**	C	**7 276.–**	A	**600.–**	A	**446.–**	5
65/240-5,5/4	DN 80	DN 65	5.50	152	**2191388**	C	**7 112.–**	A	**734.–**	A	✆	5
65/265-7,5/4	DN 80	DN 65	7.50	160	**2191389**	C	**8 077.–**	A	**734.–**	A	✆	5
80/220-5,5/4	DN 100	DN 80	5.50	144	**2191390**	C	**6 893.–**	A	**770.–**	A	**727.–**	5
80/250-7,5/4	DN 100	DN 80	7.50	162	**2191391**	C	**7 950.–**	A	**792.–**	A	✆	5
80/270-11/4	DN 100	DN 80	11.00	261	**2189969**	C	**10 610.–**	A	**792.–**	A	✆	6
100/200-5,5/4	DN 125	DN 100	5.50	150	**2191392**	C	**7 116.–**	A	**780.–**	A	✆	5
100/220-7,5/4	DN 125	DN 100	7.50	158	**2191393**	C	**7 890.–**	A	**780.–**	A	✆	5
100/250-11/4	DN 125	DN 100	11.00	275	**2189970**	C	**10 671.–**	A	**823.–**	A	✆	6
100/270-15/4	DN 125	DN 100	15.00	292	**2189971**	C	**12 417.–**	A	**823.–**	A	✆	6
100/305-18,5/4	DN 125	DN 100	18.50	396	**2189972**	C	**13 338.–**	A	**1 069.–**	A	✆	7
100/315-22/4	DN 125	DN 100	22.00	410	**2189973**	C	**16 792.–**	A	**1 069.–**	A	✆	7
125/185-5,5/4	DN 150	DN 125	5.50	184	**2191394**	C	**7 630.–**	A	**852.–**	A	✆	5
125/210-7,5/4	DN 150	DN 125	7.50	192	**2191395**	C	**8 489.–**	A	**852.–**	A	✆	5
125/225-11/4	DN 150	DN 125	11.00	290	**2189974**	C	**10 475.–**	A	**852.–**	A	✆	6
125/245-15/4	DN 150	DN 125	15.00	336	**2189975**	C	**12 585.–**	A	**931.–**	A	✆	7
125/265-18,5/4	DN 150	DN 125	18.50	392	**2189976**	C	**14 771.–**	A	**931.–**	A	✆	7
125/275-22/4	DN 150	DN 125	22.00	406	**2189977**	C	**17 258.–**	A	**931.–**	A	✆	7

🚚 = ready for delivery, L = supply availability, C = approx. 2 weeks, K = approx. 4 weeks, A = on request, ✆ = please contact Wilo
Subject to change – all prices do not include VAT. Our General Terms of Delivery and Service apply (see www.wilo.com/legal) – valid from 01/01/2019 in Germany.



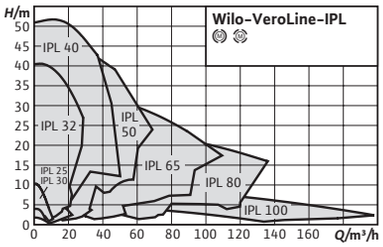

Accessories	Page
Wall fixation/installation on a base	149
Motor protection	187
Pump control CC-HVAC	160
Pump control SC/FC-HVAC	170

Wilo-VeroLine-IPL

Design type
Glanded pump in in-line design with screwed connection or flange connection

Application
Pumping of heating water (acc. to VDI 2035), cold water and water/glycol mixtures without abrasive substances in heating, cold water and cooling systems.

Scope of delivery
- → Pump
- → Installation and operating instructions

Options
- → ...-H4 variant with PN6/10 flanges (at additional charge)
- → ...-H5 variant with PN16 housing (at additional charge)
- → Other voltages and frequencies as well as ATEX approval on request

Special features/product advantages
- → High standard of corrosion protection thanks to cataphoretic coating
- → Standard condensate drainage holes in the motor housings and lanterns
- → Series design: motor with one-piece shaft
- → Version N: Standard motor V1 with stainless steel plug shaft
- → Bidirectional, force-flushed mechanical seal

Notice
- → Motors with an energy efficiency class of IE3 for motors ≥ 0.75 kW

General notes – ErP (Ecodesign) Directive
The minimum efficiency index, MEI, of the pump series is ≥0.4. For detailed information on the MEI values of the individual pump types, see: Wilo Online Catalogue, available at www.wilo.com

Price group: PG3

Ordering information (2-pole types)									Additional charge				
VeroLine-IPL	Motor efficiency class	Nominal flange diameter	Port-to-port length	Rated power	Net weight, approx.	Art. no.				PN 6/10 flange (H4 version)		PN 16 housing (H5 version)	GRD group
Type			l_0 mm	P_2 kW	m kg			EUR		EUR		EUR	
25/70-0,12/2	IE2	G 1½	180	0.12	7	2089569	L	**386.–**	A	✆	A	**369.–**	10
25/80-0,12/2	IE2	G 1½	180	0.12	7	2089570	L	**386.–**	A	✆	A	**369.–**	10
25/85-0,18/2	IE2	G 1½	180	0.18	9	2089571	L	**434.–**	A	✆	A	**369.–**	10
25/90-0,25/2	IE2	G 1½	180	0.25	9	2089572	L	**528.–**	A	✆	A	**369.–**	10
30/70-0,12/2	IE2	G 2	180	0.12	7	2089573	L	**426.–**	A	✆	A	**369.–**	10

= ready for delivery, L = supply availability, C = approx. 2 weeks, K = approx. 4 weeks, A = on request, ✆ = please contact Wilo
Subject to change – all prices do not include VAT. Our General Terms of Delivery and Service apply (see www.wilo.com/legal) – valid from 01/01/2019 in Germany.

Price group: PG3

Ordering information (2-pole types)									Additional charge					
VeroLine-IPL	Motor efficiency class	Nominal flange diameter	Port-to-port length	Rated power	Net weight, approx.	Art. no.				PN 6/10 flange (H4 version)		PN 16 housing (H5 version)	GRD group
Type			l_0 mm	P_2 kW	m kg			EUR		EUR		EUR	
30/80-0,12/2	IE2	G 2	180	0.12	7	2089574	L	**426.–**	A	✆	A	**369.–**	10
30/85-0,18/2	IE2	G 2	180	0.18	9	2089575	L	**461.–**	A	✆	A	**369.–**	10
30/90-0,25/2	IE2	G 2	180	0.25	9	2089576	L	**605.–**	A	✆	A	**369.–**	10
32/85-0,37/2	IE2	DN 32	260	0.37	19	2150335	L	**687.–**	A	✆	A	**369.–**	3
32/95-0,55/2	IE2	DN 32	260	0.55	22	2150336	L	**735.–**	A	✆	A	**369.–**	3
32/105-0,75/2	IE3	DN 32	260	0.75	21	2152928	L	**813.–**	A	✆	A	**369.–**	3
32/125-1,1/2	IE3	DN 32	260	1.10	25	2152929	L	**916.–**	A	✆	A	**369.–**	3
32/135-1,1/2	IE3	DN 32	260	1.10	25	2152930	L	**931.–**	A	✆	A	**369.–**	3
32/135-1,5/2	IE3	DN 32	260	1.50	30	2152931	L	**986.–**	A	✆	A	**369.–**	3
32/165-3/2	IE3	DN 32	320	3.00	50	2121199	L	**1 287.–**	A	✆	A	✆	4
32/175-4/2	IE3	DN 32	320	4.00	57	2121200	L	**1 567.–**	A	✆	A	✆	4
40/75-0,12/2	IE2	DN 40	250	0.12	18	2155494	L	**583.–**	A	**81.–**	A	**376.–**	3
40/90-0.37/2	IE2	DN 40	250	0.37	19	2089584	L	**792.–**	A	**87.–**	A	**376.–**	3
40/115-0.55/2	IE2	DN 40	250	0.55	20	2089585	L	**878.–**	A	**87.–**	A	**376.–**	3
40/120-1,5/2	IE3	DN 40	320	1.50	32	2121201	L	**945.–**	A	**93.–**	A	**376.–**	3
40/130-2,2/2	IE3	DN 40	320	2.20	34	2121202	L	**1 056.–**	A	**93.–**	A	**376.–**	3
40/150-3/2	IE3	DN 40	320	3.00	39	2121203	L	**1 264.–**	A	**93.–**	A	**376.–**	3
40/160-4/2	IE3	DN 40	320	4.00	46	2121204	L	**1 347.–**	A	**93.–**	A	**376.–**	3
40/165-4/2	IE3	DN 40	340	4.00	61	2121205	L	**1 510.–**	A	✆	A	✆	4
40/175-5,5/2	IE3	DN 40	340	5.50	75	2121206	L	**1 954.–**	A	✆	A	✆	4
40/195-7,5/2	IE3	DN 40	440	7.50	89	2121207	L	**1 994.–**	A	✆	A	✆	5
50/95-0,55/2	IE2	DN 50	280	0.55	22	2152442	L	**985.–**	A	**108.–**	A	**397.–**	3
50/105-0,75/2	IE3	DN 50	280	0.75	23	2152934	L	**1 047.–**	A	**108.–**	A	**397.–**	3
50/120-1,5/2	IE3	DN 50	340	1.50	36	2121209	L	**1 077.–**	A	**108.–**	A	**397.–**	3
50/130-2,2/2	IE3	DN 50	340	2.20	36	2121210	L	**1 143.–**	A	**108.–**	A	**397.–**	3
50/140-3/2	IE3	DN 50	340	3.00	42	2121211	L	**1 282.–**	A	**108.–**	A	**397.–**	3
50/150-4/2	IE3	DN 50	340	4.00	48	2121212	L	**1 362.–**	A	**108.–**	A	**397.–**	3
50/155-4/2	IE3	DN 50	340	4.00	66	2121213	L	**1 531.–**	A	✆	A	✆	4
50/165-5,5/2	IE3	DN 50	340	5.50	77	2121214	L	**1 916.–**	A	✆	A	✆	5
50/175-5,5/2	IE3	DN 50	340	5.50	77	2121215	L	**1 916.–**	A	✆	A	✆	5
50/175-7,5/2	IE3	DN 50	340	7.50	84	2121216	L	**2 006.–**	A	✆	A	✆	5
50/185-7,5/2	IE3	DN 50	440	7.50	91	2121217	L	**2 006.–**	A	✆	A	✆	5
65/110-2,2/2	IE3	DN 65	340	2.20	39	2121219	L	**1 330.–**	A	**125.–**	A	**416.–**	3
65/115-1,5/2	IE3	DN 65	340	1.50	37	2121218	L	**1 278.–**	A	**125.–**	A	**416.–**	3
65/120-3/2	IE3	DN 65	340	3.00	44	2121220	L	**1 444.–**	A	**125.–**	A	**416.–**	3
65/130-4/2	IE3	DN 65	340	4.00	51	2121221	L	**1 522.–**	A	**125.–**	A	**416.–**	3
65/145-5,5/2	IE3	DN 65	340	5.50	78	2121222	L	**1 789.–**	A	✆	A	✆	5
65/155-5,5/2	IE3	DN 65	340	5.50	78	2121223	L	**1 789.–**	A	✆	A	✆	5
65/155-7,5/2	IE3	DN 65	340	7.50	87	2121224	L	**1 882.–**	A	✆	A	✆	5
65/165-5,5/2	IE3	DN 65	430	5.50	81	2121225	L	**2 035.–**	A	✆	A	✆	5
65/175-5,5/2	IE3	DN 65	430	5.50	82	2121226	L	**2 035.–**	A	✆	A	✆	5
65/175-7,5/2	IE3	DN 65	430	7.50	89	2121227	L	**2 130.–**	A	✆	A	✆	5
80/105-3/2	IE3	DN 80	360	3.00	50	2121229	L	**1 518.–**	A	✆	A	**433.–**	3

🚚 = ready for delivery, L = supply availability, C = approx. 2 weeks, K = approx. 4 weeks, A = on request, ✆ = please contact Wilo
Subject to change – all prices do not include VAT. Our General Terms of Delivery and Service apply (see www.wilo.com/legal) – valid from 01/01/2019 in Germany.

Price group: PG3

Ordering information (2-pole types)									Additional charge					
VeroLine-IPL	Motor efficiency class	Nominal flange diameter	Port-to-port length	Rated power	Net weight, approx.	Art. no.				PN 6/10 flange (H4 version)		PN 16 housing (H5 version)	GRD group
Type			l_0 mm	P_2 kW	m kg			EUR		EUR		EUR	
80/110-4/2	IE3	DN 80	360	4.00	56	2121189	L	**1 593.–**	A	✆	A	**433.–**	3
80/115-2,2/2	IE3	DN 80	360	2.20	43	2121228	L	**1 480.–**	A	✆	A	**433.–**	3
80/120-4/2	IE3	DN 80	360	4.00	56	2121230	L	**1 593.–**	A	✆	A	**433.–**	3
80/145-5,5/2	IE3	DN 80	400	5.50	85	2121231	L	**2 026.–**	A	✆	A	✆	5
80/155-7,5/2	IE3	DN 80	400	7.50	94	2121232	L	**2 073.–**	A	✆	A	✆	5

Price group: PG3

Ordering information (4-pole types)									Additional charge				
VeroLine-IPL	Motor efficiency class	Nominal flange diameter	Port-to-port length	Rated power	Net weight, approx.	Art. no.				PN 6/10 flange (H4 version)		PN 16 housing (H5 version)	GRD group
Type			l_0 mm	P_2 kW	m kg			EUR		EUR		EUR	
32/105-0,12/4	IE2	DN 32	260	0.12	18	2150342	L	**681.–**	A	✆	A	**369.–**	3
32/135-0,25/4	IE2	DN 32	260	0.25	18	2150343	L	**774.–**	A	✆	A	**369.–**	3
40/80-0,09/4	IE2	DN 40	250	0.09	14	2089695	L	**578.–**	A	**86.–**	A	**376.–**	3
40/110-0,12/4	IE2	DN 40	250	0.12	18	2089553	L	**592.–**	A	**86.–**	A	**376.–**	3
40/130-0.25/4	IE2	DN 40	320	0.25	21	2089554	L	**792.–**	A	**90.–**	A	**376.–**	3
40/160-0.37/4	IE2	DN 40	320	0.37	22	2089555	L	**947.–**	A	**90.–**	A	**376.–**	3
50/105-0,12/4	IE2	DN 50	280	0.12	20	2150344	L	**780.–**	A	**101.–**	A	**397.–**	3
50/120-0.25/4	IE2	DN 50	340	0.25	24	2112395	L	**884.–**	A	**101.–**	A	**397.–**	3
50/130-0.37/4	IE2	DN 50	340	0.37	25	2089557	L	**971.–**	A	**101.–**	A	**397.–**	3
50/160-0.55/4	IE2	DN 50	340	0.55	29	2089558	L	**1 089.–**	A	**101.–**	A	**397.–**	3
65/110-0,25/4	IE2	DN 65	340	0.25	26	2129203	L	**1 038.–**	A	**108.–**	A	**416.–**	3
65/120-0,37/4	IE2	DN 65	340	0.37	27	2129204	L	**1 089.–**	A	**108.–**	A	**416.–**	3
65/130-0,55/4	IE2	DN 65	340	0.55	31	2129205	L	**1 113.–**	A	**108.–**	A	**416.–**	3
80/120-0,55/4	IE2	DN 80	360	0.55	37	2129206	L	**1 221.–**	A	✆	A	**476.–**	3
80/125-0,75/4	IE3	DN 80	360	0.75	41	2121190	L	**1 331.–**	A	✆	A	**476.–**	3
80/140-1,1/4	IE3	DN 80	360	1.10	42	2121191	L	**1 397.–**	A	✆	A	**476.–**	3
100/135-1,1/4	IE3	DN 100	500	1.10	69	2121192	L	**1 668.–**	A	✆	A	✆	5
100/145-1,5/4	IE3	DN 100	500	1.50	74	2121193	L	**2 388.–**	A	✆	A	✆	5
100/165-2,2/4	IE3	DN 100	500	2.20	89	2121194	L	**2 552.–**	A	✆	A	✆	5
100/175-3/4	IE3	DN 100	500	3.00	90	2121195	L	**2 582.–**	A	✆	A	✆	5

🚚 = ready for delivery, L = supply availability, C = approx. 2 weeks, K = approx. 4 weeks, A = on request, ✆ = please contact Wilo
Subject to change – all prices do not include VAT. Our General Terms of Delivery and Service apply (see www.wilo.com/legal) – valid from 01/01/2019 in Germany.



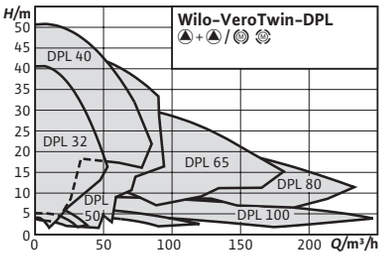

Accessories **Page**

Wall fixation/installation on a base 149
Motor protection 187
Pump control CC-HVAC 160
Pump control SC/FC-HVAC 170

Wilo-VeroTwin-DPL

Design type
Glanded double pump in in-line design with flange connection

Application
Pumping of heating water (acc. to VDI 2035), cold water and water/glycol mixtures without abrasive substances in heating, cold water and cooling systems.

Scope of delivery
- → Pump
- → Installation and operating instructions

Options
- → ...-H5 variant with PN16 housing (at additional charge)
- → Other voltages and frequencies as well as ATEX approval on request

Notice
- → Motors with an energy efficiency class of IE3 for motors ≥ 0.75 kW

Special features/product advantages
- → Reduction of space required and installation costs due to double pump design
- → Main/standby mode or peak-load operation (by means of external auxiliary device)
- → High standard of corrosion protection thanks to cataphoretic coating
- → Series design: motor with one-piece shaft
- → Version N: standard motor B5 or V1 with stainless steel plug shaft

General notes – ErP (Ecodesign) Directive
The minimum efficiency index, MEI, of the pump series is ≥0.4. For detailed information on the MEI values of the individual pump types, see: Wilo Online Catalogue, available at www.wilo.com

Price group: PG3

Ordering information (2-pole types)									Additional charge			
VeroTwin-DPL	Motor efficiency class	Nominal flange diameter	Port-to-port length	Rated power	Net weight, approx.	Art. no.				PN 16 housing (H5 version)	GRD group	Blind flange
Type			l_0 mm	P_2 kW	m kg			EUR		EUR		
32/85-0,37/2	IE2	DN 32	260	0.37	36	2150365	L	**1 376.–**	A	**369.–**	3	F
32/95-0,55/2	IE2	DN 32	260	0.55	41	2150366	L	**1 473.–**	A	**369.–**	3	F
32/105-0,75/2	IE3	DN 32	260	0.75	45	2121239	L	**1 627.–**	A	**369.–**	3	F
32/125-1,1/2	IE3	DN 32	260	1.10	52	2121240	L	**1 834.–**	A	**369.–**	3	F
32/135-1,1/2	IE3	DN 32	260	1.10	52	2121241	L	**1 860.–**	A	**369.–**	3	F

= ready for delivery, L = supply availability, C = approx. 2 weeks, K = approx. 4 weeks, A = on request, = please contact Wilo
Subject to change – all prices do not include VAT. Our General Terms of Delivery and Service apply (see www.wilo.com/legal) – valid from 01/01/2019 in Germany.

Price group: PG3

Ordering information (2-pole types)									Additional charge			
VeroTwin-DPL	Motor efficiency class	Nominal flange diameter	Port-to-port length	Rated power	Net weight, approx.	Art. no.				PN 16 housing (H5 version)	GRD group	Blind flange
Type			l_0 mm	P_2 kW	m kg			EUR		EUR		
32/135-1,5/2	IE3	DN 32	260	1.50	63	2155462	L	**1 972.–**	A	**369.–**	3	F
32/165-3/2	IE3	DN 32	320	3.00	99	2121242	C	**2 575.–**	A	✆	4	B
32/175-4/2	IE3	DN 32	320	4.00	114	2121243	C	**3 131.–**	A	✆	4	B
40/75-0,12/2	IE2	DN 40	250	0.12	37	2157302	C	**1 166.–**	A	**376.–**	3	G
40/90-0.37/2	IE2	DN 40	250	0.37	39	2089642	L	**1 586.–**	A	**376.–**	3	G
40/115-0.55/2	IE2	DN 40	250	0.55	41	2089643	L	**1 750.–**	A	**376.–**	3	G
40/120-1,5/2	IE3	DN 40	320	1.50	64	2121244	L	**1 890.–**	A	**376.–**	3	F
40/130-2,2/2	IE3	DN 40	320	2.20	66	2121245	L	**2 113.–**	A	**376.–**	3	F
40/150-3/2	IE3	DN 40	320	3.00	78	2121246	L	**2 530.–**	A	**376.–**	3	F
40/160-4/2	IE3	DN 40	320	4.00	90	2121247	L	**2 694.–**	A	**376.–**	3	F
40/165-4/2	IE3	DN 40	340	4.00	118	2121248	C	**3 320.–**	A	**376.–**	4	B
40/175-5,5/2	IE3	DN 40	340	5.50	146	2121249	C	**3 910.–**	A	✆	4	B
40/195-7,5/2	IE3	DN 40	440	7.50	185	2121250	C	**3 989.–**	A	✆	5	C
50/95-0,55/2	IE2	DN 50	280	0.55	41	2152445	L	**1 970.–**	A	**397.–**	3	G
50/105-0,75/2	IE3	DN 50	280	0.75	43	2155465	L	**2 096.–**	A	**397.–**	3	G
50/120-1,5/2	IE3	DN 50	340	1.50	66	2121252	L	**2 154.–**	A	✆	3	F
50/130-2,2/2	IE3	DN 50	340	2.20	68	2121253	L	**2 281.–**	A	✆	3	F
50/140-3/2	IE3	DN 50	340	3.00	79	2121254	L	**2 570.–**	A	✆	3	F
50/150-4/2	IE3	DN 50	340	4.00	92	2121255	L	**2 717.–**	A	✆	3	F
50/155-4/2	IE3	DN 50	340	4.00	113	2121256	L	**3 063.–**	A	✆	4	A
50/165-5,5/2	IE3	DN 50	340	5.50	150	2121257	L	**3 830.–**	A	✆	5	B
50/175-5,5/2	IE3	DN 50	340	5.50	150	2121258	C	**3 830.–**	A	✆	5	B
50/175-7,5/2	IE3	DN 50	340	7.50	165	2121259	C	**4 010.–**	A	✆	5	B
50/185-7,5/2	IE3	DN 50	440	7.50	172	2121260	C	**4 010.–**	A	✆	5	C
65/110-2,2/2	IE3	DN 65	340	2.20	76	2121262	L	**2 658.–**	A	✆	3	F
65/115-1,5/2	IE3	DN 65	340	1.50	72	2121261	L	**2 555.–**	A	**416.–**	3	H
65/120-3/2	IE3	DN 65	340	3.00	87	2121263	L	**2 887.–**	A	✆	3	F
65/130-4/2	IE3	DN 65	340	4.00	100	2121264	L	**3 042.–**	A	✆	3	F
65/145-5,5/2	IE3	DN 65	340	5.50	153	2121265	L	**3 581.–**	A	✆	5	A
65/155-5,5/2	IE3	DN 65	340	5.50	154	2121266	C	**3 581.–**	A	✆	5	A
65/155-7,5/2	IE3	DN 65	340	7.50	170	2121267	L	**3 770.–**	A	✆	5	A
65/165-5,5/2	IE3	DN 65	430	5.50	171	2121268	C	**4 071.–**	A	✆	5	B
65/175-5,5/2	IE3	DN 65	430	5.50	171	2121269	C	**4 071.–**	A	✆	5	B
65/175-7,5/2	IE3	DN 65	430	7.50	186	2121270	L	**4 258.–**	A	✆	5	B
80/105-3/2	IE3	DN 80	360	3.00	90	2121272	L	**3 038.–**	A	✆	3	F
80/110-4/2	IE3	DN 80	360	4.00	103	2121273	L	**3 188.–**	A	✆	3	F
80/115-2,2/2	IE3	DN 80	360	2.20	80	2121271	L	**2 960.–**	A	**433.–**	3	H
80/120-4/2	IE3	DN 80	360	4.00	103	2155463	L	**3 188.–**	A	✆	3	F
80/120-5,5/2	IE3	DN 80	360	5.50	109	2155464	C	**3 724.–**	A	✆	3	F
80/145-5,5/2	IE3	DN 80	400	5.50	168	2121274	L	**4 051.–**	A	✆	5	A
80/155-7,5/2	IE3	DN 80	400	7.50	185	2121275	L	**4 145.–**	A	✆	5	A

= ready for delivery, L = supply availability, C = approx. 2 weeks, K = approx. 4 weeks, A = on request, ✆ = please contact Wilo
Subject to change – all prices do not include VAT. Our General Terms of Delivery and Service apply (see www.wilo.com/legal) – valid from 01/01/2019 in Germany.

Price group: PG3

Ordering information (4-pole types)									Additional charge			
VeroTwin-DPL	Motor efficiency class	Nominal flange diameter	Port-to-port length	Rated power	Net weight, approx.	Art. no.				PN 16 housing (H5 version)	GRD group	Blind flange
Type			l_0 mm	P_2 kW	m kg		🚚	EUR	🚚	EUR		
32/105-0,12/4	IE2	DN 32	260	0.12	34	2150372	C	**1 364.–**	A	**369.–**	3	F
32/135-0,25/4	IE2	DN 32	260	0.25	35	2150373	L	**1 545.–**	A	**369.–**	3	F
40/130-0.25/4	IE2	DN 40	320	0.25	42	2089620	L	**1 586.–**	A	**376.–**	3	F
40/160-0.37/4	IE2	DN 40	320	0.37	44	2089621	L	**1 897.–**	A	**376.–**	3	F
50/105-0,12/4	IE2	DN 50	280	0.12	37	2150374	L	**1 714.–**	A	**397.–**	3	G
50/130-0.37/4	IE2	DN 50	340	0.37	46	2089623	L	**1 944.–**	A	✆	3	F
50/160-0.55/4	IE2	DN 50	340	0.55	53	2089624	L	**2 179.–**	A	✆	3	F
65/110-0,25/4	IE2	DN 65	340	0.25	51	2133205	L	**2 074.–**	A	✆	3	F
65/120-0,37/4	IE2	DN 65	340	0.37	53	2133206	L	**2 175.–**	A	✆	3	F
65/130-0,55/4	IE2	DN 65	340	0.55	61	2133207	L	**2 220.–**	A	✆	3	F
80/120-0,55/4	IE2	DN 80	360	0.55	64	2133208	L	**2 440.–**	A	✆	3	F
80/125-0,75/4	IE3	DN 80	360	0.75	59	2121233	L	**2 661.–**	A	✆	3	F
80/140-1,1/4	IE3	DN 80	360	1.10	75	2121234	L	**2 789.–**	A	✆	3	F
100/135-1,1/4	IE3	DN 100	500	1.10	135	2121235	C	**3 334.–**	A	✆	5	B
100/145-1,5/4	IE3	DN 100	500	1.50	145	2121236	C	**4 777.–**	A	✆	5	B
100/165-2,2/4	IE3	DN 100	500	2.20	173	2121237	L	**5 107.–**	A	✆	5	B
100/175-3/4	IE3	DN 100	500	3.00	176	2121238	C	**5 164.–**	A	✆	5	B

🚚 = ready for delivery, L = supply availability, C = approx. 2 weeks, K = approx. 4 weeks, A = on request, ✆ = please contact Wilo
Subject to change – all prices do not include VAT. Our General Terms of Delivery and Service apply (see www.wilo.com/legal) – valid from 01/01/2019 in Germany.



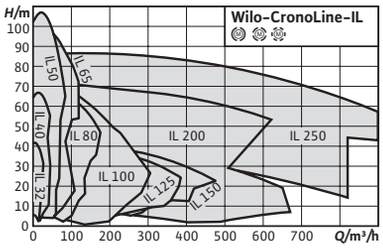

Accessories	Page
Wall fixation/installation on a base	149
Motor protection	187
Pump control CC-HVAC	160
Pump control SC/FC-HVAC	170

Wilo-CronoLine-IL

Design type
Glanded pump in in-line design with flange connection

Application
Pumping of heating water (acc. to VDI 2035), cold water and water/glycol mixtures without abrasive substances in heating, cold water and cooling systems.

Scope of delivery
- → Pump
- → Installation and operating instructions

Options
- → ...-L1 variant with bronze impeller (at additional charge)
- → ...-H1 variant with housing made of spheroidal cast iron (at additional charge)
- → ...-P4 variant for maximum operating pressure of 25 bar (see Wilo price list)
- → Other voltages and frequencies as well as ATEX approval on request

Notice
- → Motors with an energy efficiency class of IE3 for motors ≥ 0.75 kW

Special features/product advantages
- → Reduced life cycle costs thanks to optimized efficiency
- → Standard condensate drainage holes in the motor housings
- → Can be used flexibly in air-conditioning and cooling systems, with application benefits due to direct draining of condensate via optimised lantern design (patented)
- → High standard of corrosion protection thanks to cataphoretic coating
- → High worldwide availability of standard motors (according to Wilo specifications) and standard mechanical seals

General notes - ErP (Ecodesign) Directive
The minimum efficiency index, MEI, of the pump series is ≥0.4. For detailed information on the MEI values of the individual pump types, see: Wilo Online Catalogue, available at www.wilo.com

= ready for delivery, L = supply availability, C = approx. 2 weeks, K = approx. 4 weeks, A = on request, = please contact Wilo
Subject to change – all prices do not include VAT. Our General Terms of Delivery and Service apply (see www.wilo.com/legal) – valid from 01/01/2019 in Germany.

Price group: PG3

Ordering information (2-pole types)									Additional charge				
CronoLine-IL	Motor efficiency class	Nominal flange diameter	Port-to-port length	Rated power	Net weight, approx.	Art. no.				Red brass impeller (L1 version)		Spheroidal cast iron housing (H1 version)	GRD group
Type			l_0 mm	P_2 kW	m kg			EUR		EUR		EUR	
32/140-1,5/2	IE3	DN 32	320	1.50	53	2120862	L	1 263.–	A	308.–	A	376.–	4
32/150-2,2/2	IE3	DN 32	320	2.20	56	2120863	L	1 353.–	A	308.–	A	376.–	4
32/160-2,2/2	IE3	DN 32	320	2.20	56	2120864	L	1 353.–	A	308.–	A	376.–	4
32/160-3/2	IE3	DN 32	320	3.00	59	2120865	L	1 421.–	A	308.–	A	420.–	4
32/170-3/2	IE3	DN 32	320	3.00	59	2120866	L	1 421.–	A	308.–	A	420.–	4
32/170-4/2	IE3	DN 32	320	4.00	67	2120867	L	1 453.–	A	308.–	A	420.–	4
40/140-2,2/2	IE3	DN 40	340	2.20	56	2120868	L	1 368.–	A	338.–	A	436.–	4
40/150-3/2	IE3	DN 40	340	3.00	61	2120869	L	1 429.–	A	338.–	A	436.–	4
40/160-4/2	IE3	DN 40	340	4.00	66	2120870	L	1 665.–	A	338.–	A	436.–	4
40/170-5,5/2	IE3	DN 40	340	5.50	86	2120871	L	2 156.–	A	338.–	A	540.–	4
40/200-7,5/2	IE3	DN 40	440	7.50	106	2120872	L	2 202.–	A	369.–	A	540.–	5
40/220-11/2	IE3	DN 40	440	11.00	154	2120873	C	2 799.–	A	369.–	A	540.–	5
50/110-1,5/2	IE3	DN 50	340	1.50	52	2120874	L	1 294.–	A	338.–	A	499.–	4
50/120-2,2/2	IE3	DN 50	340	2.20	54	2120875	L	1 375.–	A	338.–	A	499.–	4
50/130-3/2	IE3	DN 50	340	3.00	59	2120876	L	1 448.–	A	338.–	A	499.–	4
50/140-3/2	IE3	DN 50	340	3.00	59	2120877	L	1 448.–	A	338.–	A	499.–	4
50/140-4/2	IE3	DN 50	340	4.00	67	2120878	L	1 691.–	A	338.–	A	499.–	4
50/160-5,5/2	IE3	DN 50	340	5.50	90	2120879	L	2 193.–	A	376.–	A	714.–	5
50/170-5,5/2	IE3	DN 50	340	5.50	90	2120880	C	2 193.–	A	376.–	A	714.–	5
50/170-7,5/2	IE3	DN 50	340	7.50	97	2120881	L	2 212.–	A	376.–	A	714.–	5
50/180-7,5/2	IE3	DN 50	440	7.50	106	2120882	L	2 212.–	A	412.–	A	714.–	5
50/210-11/2	IE3	DN 50	440	11.00	157	2120883	L	3 047.–	A	412.–	A	957.–	5
50/220-11/2	IE3	DN 50	440	11.00	157	2120884	C	3 047.–	A	412.–	A	957.–	5
50/220-15/2	IE3	DN 50	440	15.00	176	2120885	C	3 310.–	A	412.–	A	957.–	5
50/250-18,5/2	IE3	DN 50	440	18.50	201	2120886	C	4 276.–	A	619.–	A	✆	6
50/250-22/2	IE3	DN 50	440	22.00	283	2120887	C	4 888.–	A	619.–	A	✆	6
50/270-22/2	IE3	DN 50	440	22.00	283	2120888	C	4 888.–	A	619.–	A	✆	6
50/270-30/2	IE3	DN 50	440	30.00	344	2120889	C	5 228.–	A	619.–	A	✆	6
65/110-3/2	IE3	DN 65	340	3.00	62	2120890	L	1 534.–	A	376.–	A	555.–	4
65/120-3/2	IE3	DN 65	340	3.00	62	2120891	C	1 534.–	A	376.–	A	555.–	4
65/120-4/2	IE3	DN 65	340	4.00	70	2120892	L	1 703.–	A	376.–	A	555.–	4
65/130-4/2	IE3	DN 65	340	4.00	70	2120893	C	1 703.–	A	376.–	A	555.–	4
65/130-5,5/2	IE3	DN 65	340	5.50	87	2120894	L	2 248.–	A	376.–	A	555.–	5
65/140-5,5/2	IE3	DN 65	340	5.50	87	2120895	L	2 248.–	A	376.–	A	555.–	5
65/140-7,5/2	IE3	DN 65	340	7.50	94	2120896	L	2 349.–	A	376.–	A	555.–	5
65/150-5,5/2	IE3	DN 65	430	5.50	96	2120897	L	2 248.–	A	600.–	A	690.–	5
65/160-5,5/2	IE3	DN 65	430	5.50	96	2120898	L	2 248.–	A	600.–	A	690.–	5
65/160-7,5/2	IE3	DN 65	430	7.50	103	2120899	L	2 349.–	A	600.–	A	690.–	5
65/170-11/2	IE3	DN 65	430	11.00	144	2120900	L	3 069.–	A	600.–	A	690.–	5
65/200-11/2	IE3	DN 65	475	11.00	164	2120901	C	3 069.–	A	647.–	A	805.–	6
65/200-15/2	IE3	DN 65	475	15.00	182	2120902	L	3 723.–	A	647.–	A	805.–	6
65/210-15/2	IE3	DN 65	475	15.00	182	2120903	C	3 723.–	A	647.–	A	805.–	6
65/210-18,5/2	IE3	DN 65	475	18.50	199	2120904	C	4 447.–	A	647.–	A	805.–	6
65/220-18,5/2	IE3	DN 65	475	18.50	198	2120905	C	4 447.–	A	647.–	A	805.–	6

🚚 = ready for delivery, L = supply availability, C = approx. 2 weeks, K = approx. 4 weeks, A = on request, ✆ = please contact Wilo
Subject to change – all prices do not include VAT. Our General Terms of Delivery and Service apply (see www.wilo.com/legal) – valid from 01/01/2019 in Germany.

Price group: PG3

Ordering information (2-pole types)									Additional charge				
CronoLine-IL	Motor efficiency class	Nominal flange diameter	Port-to-port length	Rated power	Net weight, approx.	Art. no.				Red brass impeller (L1 version)		Spheroidal cast iron housing (H1 version)	GRD group
Type			l_0 mm	P_2 kW	m kg		🚚	EUR	🚚	EUR	🚚	EUR	
65/220-22/2	IE3	DN 65	475	22.00	281	2120906	C	**4 962.–**	A	**647.–**	A	**805.–**	6
65/240-30/2	IE3	DN 65	475	30.00	348	2120907	C	**5 849.–**	A	**654.–**	A	✆	6
65/260-30/2	IE3	DN 65	475	30.00	348	2120908	C	**5 849.–**	A	**654.–**	A	✆	6
65/260-37/2	IE3	DN 65	475	37.00	367	2120909	C	**6 958.–**	A	**654.–**	A	✆	6
80/110-3/2	IE3	DN 80	400	3.00	70	2120910	L	**1 698.–**	A	**600.–**	A	**558.–**	4
80/120-4/2	IE3	DN 80	400	4.00	78	2120911	L	**1 864.–**	A	**600.–**	A	**558.–**	4
80/130-5,5/2	IE3	DN 80	400	5.50	95	2120912	L	**2 276.–**	A	**600.–**	A	**558.–**	5
80/140-7,5/2	IE3	DN 80	400	7.50	102	2120913	L	**2 408.–**	A	**600.–**	A	**558.–**	5
80/150-7,5/2	IE3	DN 80	440	7.50	110	2120914	L	**2 408.–**	A	**620.–**	A	**755.–**	5
80/160-11/2	IE3	DN 80	440	11.00	151	2120915	L	**3 135.–**	A	**620.–**	A	**755.–**	5
80/170-11/2	IE3	DN 80	440	11.00	151	2120916	C	**3 135.–**	A	**620.–**	A	**755.–**	5
80/170-15/2	IE3	DN 80	440	15.00	169	2120917	L	**3 743.–**	A	**620.–**	A	**755.–**	5
80/190-15/2	IE3	DN 80	500	15.00	188	2120918	C	**3 743.–**	A	**679.–**	A	**1 326.–**	6
80/190-18,5/2	IE3	DN 80	500	18.50	204	2120919	L	**4 561.–**	A	**679.–**	A	**1 326.–**	6
80/200-18,5/2	IE3	DN 80	500	18.50	204	2120920	C	**4 561.–**	A	**679.–**	A	**1 326.–**	6
80/200-22/2	IE3	DN 80	500	22.00	287	2120921	L	**5 045.–**	A	**679.–**	A	**1 326.–**	6
80/210-30/2	IE3	DN 80	500	30.00	341	2120922	C	**5 975.–**	A	**679.–**	A	**1 326.–**	6
80/220-22/2	IE3	DN 80	500	22.00	290	2120923	C	**5 045.–**	A	**679.–**	A	**1 326.–**	6
80/220-30/2	IE3	DN 80	500	30.00	341	2120924	C	**5 975.–**	A	**679.–**	A	**1 326.–**	6
100/145-11/2	IE3	DN 100	500	11.00	169	2120925	L	**3 192.–**	A	**699.–**	A	**1 103.–**	6
100/150-15/2	IE3	DN 100	500	15.00	187	2120926	L	**4 102.–**	A	**699.–**	A	**1 103.–**	6
100/160-15/2	IE3	DN 100	500	15.00	187	2120927	L	**4 102.–**	A	**699.–**	A	**1 103.–**	6
100/160-18,5/2	IE3	DN 100	500	18.50	203	2120928	L	**4 800.–**	A	**699.–**	A	**1 103.–**	6
100/165-22/2	IE3	DN 100	500	22.00	286	2120929	L	**5 359.–**	A	**699.–**	A	**1 103.–**	6
100/170-22/2	IE3	DN 100	500	22.00	286	2120930	C	**5 359.–**	A	**699.–**	A	**1 103.–**	6
100/170-30/2	IE3	DN 100	500	30.00	337	2120931	L	**6 577.–**	A	**699.–**	A	**1 103.–**	6
100/190-30/2	IE3	DN 100	550	30.00	355	2120932	L	**6 577.–**	A	**742.–**	A	**1 425.–**	6
100/210-30/2	IE3	DN 100	550	30.00	355	2120933	C	**6 577.–**	A	**742.–**	A	**1 425.–**	6
100/210-37/2	IE3	DN 100	550	37.00	374	2120934	C	**8 412.–**	A	**742.–**	A	**1 425.–**	6
125/145-15/2	IE3	DN 125	620	15.00	209	2120935	L	**5 656.–**	A	**780.–**	A	✆	6
125/150-18,5/2	IE3	DN 125	620	18.50	225	2120936	L	**6 187.–**	A	**780.–**	A	✆	6
125/160-22/2	IE3	DN 125	620	22.00	307	2120937	L	**6 816.–**	A	**780.–**	A	✆	6
125/165-30/2	IE3	DN 125	620	30.00	359	2120938	L	**8 246.–**	A	**780.–**	A	✆	6
125/170-37/2	IE3	DN 125	620	37.00	378	2120939	C	**8 786.–**	A	**780.–**	A	✆	6

🚚 = ready for delivery, L = supply availability, C = approx. 2 weeks, K = approx. 4 weeks, A = on request, ✆ = please contact Wilo
Subject to change – all prices do not include VAT. Our General Terms of Delivery and Service apply (see www.wilo.com/legal) – valid from 01/01/2019 in Germany.

Price group: PG3

Ordering information (4-pole types)									Additional charge				
CronoLine-IL	Motor efficiency class	Nominal flange diameter	Port-to-port length	Rated power	Net weight, approx.	Art. no.				Red brass impeller (L1 version)		Spheroidal cast iron housing (H1 version)	GRD group
Type			l_0 mm	P_2 kW	m kg			EUR		EUR		EUR	
32/140-0,25/4	IE2	DN 32	320	0.25	36	2063574	L	1 050.–	A	308.–	A	376.–	4
32/150-0,37/4	IE2	DN 32	320	0.37	36	2088307	L	1 062.–	A	308.–	A	376.–	4
32/170-0,55/4	IE2	DN 32	320	0.55	40	2088306	L	1 192.–	A	308.–	A	376.–	4
40/140-0,25/4	IE2	DN 40	340	0.25	38	2088320	L	1 079.–	A	338.–	A	391.–	4
40/150-0,37/4	IE2	DN 40	340	0.37	38	2088318	L	1 089.–	A	338.–	A	391.–	4
40/160-0,55/4	IE2	DN 40	340	0.55	42	2088316	L	1 199.–	A	338.–	A	391.–	4
40/170-0,75/4	IE3	DN 40	340	0.75	44	2120750	L	1 353.–	A	338.–	A	391.–	4
40/210-1,1/4	IE3	DN 40	440	1.10	62	2120751	L	1 473.–	A	369.–	A	823.–	4
40/220-1,5/4	IE3	DN 40	440	1.50	64	2120752	L	1 497.–	A	369.–	A	823.–	4
50/150-0,55/4	IE2	DN 50	340	0.55	47	2088339	L	1 207.–	A	376.–	A	569.–	4
50/160-0,75/4	IE3	DN 50	340	0.75	50	2120753	L	1 364.–	A	376.–	A	569.–	4
50/170-1,1/4	IE3	DN 50	340	1.10	58	2120754	L	1 467.–	A	376.–	A	569.–	4
50/200-1,5/4	IE3	DN 50	440	1.50	70	2120755	L	1 515.–	A	412.–	A	862.–	4
50/220-2,2/4	IE3	DN 50	440	2.20	79	2120756	L	1 660.–	A	412.–	A	862.–	4
50/260-3/4	IE3	DN 50	440	3.00	94	2120757	L	1 701.–	A	619.–	A	✆	5
50/270-3/4	IE3	DN 50	440	3.00	94	2120758	C	1 701.–	A	619.–	A	✆	5
50/270-4/4	IE3	DN 50	440	4.00	101	2120759	C	1 919.–	A	619.–	A	✆	5
65/120-0,55/4	IE2	DN 65	340	0.55	42	2139459	L	1 311.–	A	376.–	A	554.–	4
65/130-0,75/4	IE3	DN 65	340	0.75	46	2142041	L	1 474.–	A	376.–	A	554.–	4
65/140-1,1/4	IE3	DN 65	340	1.10	54	2142042	L	1 522.–	A	376.–	A	554.–	4
65/150-0,75/4	IE3	DN 65	430	0.75	54	2120760	L	1 474.–	A	600.–	A	545.–	4
65/160-1,1/4	IE3	DN 65	430	1.10	62	2120761	L	1 522.–	A	600.–	A	545.–	4
65/170-1,1/4	IE3	DN 65	430	1.10	62	2120762	L	1 522.–	A	600.–	A	545.–	4
65/170-1,5/4	IE3	DN 65	430	1.50	65	2120763	L	1 534.–	A	600.–	A	545.–	4
65/210-2,2/4	IE3	DN 65	475	2.20	83	2120764	L	1 796.–	A	647.–	A	732.–	5
65/220-2,2/4	IE3	DN 65	475	2.20	83	2120765	L	1 796.–	A	647.–	A	732.–	5
65/220-3/4	IE3	DN 65	475	3.00	91	2120766	L	1 912.–	A	647.–	A	732.–	5
65/250-3/4	IE3	DN 65	475	3.00	97	2120767	C	1 912.–	A	660.–	A	✆	5
65/250-4/4	IE3	DN 65	475	4.00	104	2120768	L	2 181.–	A	660.–	A	✆	5
65/270-4/4	IE3	DN 65	475	4.00	104	2120769	C	2 181.–	A	660.–	A	✆	5
65/270-5,5/4	IE3	DN 65	475	5.50	141	2120770	L	2 258.–	A	660.–	A	✆	5
80/145-1,1/4	IE3	DN 80	440	1.10	70	2120771	L	1 606.–	A	620.–	A	612.–	4
80/150-1,1/4	IE3	DN 80	440	1.10	70	2120772	L	1 606.–	A	620.–	A	612.–	4
80/160-1,5/4	IE3	DN 80	440	1.50	73	2120773	L	1 657.–	A	620.–	A	612.–	4
80/170-2,2/4	IE3	DN 80	440	2.20	83	2120774	L	1 859.–	A	620.–	A	612.–	4
80/210-3/4	IE3	DN 80	500	3.00	98	2120775	L	2 047.–	A	679.–	A	1 247.–	5
80/220-4/4	IE3	DN 80	500	4.00	105	2120776	L	2 609.–	A	679.–	A	1 247.–	5
80/270-5,5/4	IE3	DN 80	500	5.50	110	2120777	L	2 769.–	A	734.–	A	✆	5
100/145-1,1/4	IE3	DN 100	500	1.10	84	2120778	L	1 839.–	A	699.–	A	1 004.–	5
100/150-1,5/4	IE3	DN 100	500	1.50	86	2120779	L	2 637.–	A	699.–	A	1 004.–	5
100/160-2,2/4	IE3	DN 100	500	2.20	93	2120780	L	2 816.–	A	699.–	A	1 004.–	5
100/170-2,2/4	IE3	DN 100	500	2.20	93	2120781	C	2 816.–	A	699.–	A	1 004.–	5
100/170-3/4	IE3	DN 100	500	3.00	104	2120782	L	2 848.–	A	699.–	A	1 004.–	5

🚚 = ready for delivery, L = supply availability, C = approx. 2 weeks, K = approx. 4 weeks, A = on request, ✆ = please contact Wilo
Subject to change – all prices do not include VAT. Our General Terms of Delivery and Service apply (see www.wilo.com/legal) – valid from 01/01/2019 in Germany.

Price group: PG3

Ordering information (4-pole types)									Additional charge					
CronoLine-IL	Motor efficiency class	Nominal flange diameter	Port-to-port length	Rated power	Net weight, approx.	Art. no.				Red brass impeller (L1 version)		Spheroidal cast iron housing (H1 version)	GRD group
Type			l_0 mm	P_2 kW	m kg			EUR		EUR		EUR	
100/200-3/4	IE3	DN 100	550	3.00	111	2120783	L	**2 848.–**	A	**770.–**	A	**1 312.–**	5
100/200-4/4	IE3	DN 100	550	4.00	118	2120784	L	**3 396.–**	A	**770.–**	A	**1 312.–**	5
100/220-4/4	IE3	DN 100	550	4.00	118	2120785	C	**3 396.–**	A	**770.–**	A	**1 312.–**	5
100/220-5,5/4	IE3	DN 100	550	5.50	156	2120786	L	**3 867.–**	A	**770.–**	A	**1 312.–**	5
100/250-5,5/4	IE3	DN 100	550	5.50	168	2120787	L	**3 867.–**	A	**792.–**	A	✆	5
100/250-7,5/4	IE3	DN 100	550	7.50	178	2120788	L	**4 353.–**	A	**792.–**	A	✆	5
100/260-7,5/4	IE3	DN 100	550	7.50	178	2120789	L	**4 353.–**	A	**792.–**	A	✆	6
100/260-11/4	IE3	DN 100	550	11.00	205	2120790	L	**5 180.–**	A	**792.–**	A	✆	6
100/270-11/4	IE3	DN 100	550	11.00	205	2120791	L	**5 180.–**	A	**792.–**	A	✆	6
100/350-11/4	IE3	DN 100	760	11.00	351	2160880	C	**5 718.–**	A	**1 207.–**	A	✆	14
100/350-15/4	IE3	DN 100	760	15.00	373	2151501	C	**6 190.–**	A	**1 207.–**	A	✆	14
100/360-15/4	IE3	DN 100	760	15.00	373	2160879	C	**6 190.–**	A	**1 207.–**	A	✆	14
100/360-18,5/4	IE3	DN 100	760	18.50	403	2151500	C	**6 341.–**	A	**1 207.–**	A	✆	14
100/370-18,5/4	IE3	DN 100	760	18.50	403	2160878	C	**6 341.–**	A	**1 207.–**	A	✆	14
100/370-22/4	IE3	DN 125	760	22.00	454	2151499	C	**6 561.–**	A	**1 207.–**	A	✆	14
100/380-22/4	IE3	DN 100	760	22.00	454	2160877	C	**6 561.–**	A	**1 207.–**	A	✆	14
100/380-30/4	IE3	DN 100	760	30.00	516	2151498	C	**7 148.–**	A	**1 207.–**	A	✆	14
100/390-30/4	IE3	DN 100	760	30.00	516	2160876	C	**7 148.–**	A	**1 207.–**	A	✆	14
100/390-37/4	IE3	DN 100	760	37.00	585	2151497	C	**10 496.–**	A	**1 207.–**	A	✆	15
100/400-37/4	IE3	DN 100	760	37.00	585	2160875	C	**10 496.–**	A	**1 207.–**	A	✆	15
100/400-45/4	IE3	DN 100	760	45.00	620	2151496	C	**10 945.–**	A	**1 207.–**	A	✆	15
125/145-1,5/4	IE3	DN 125	620	1.50	107	2120792	L	**2 191.–**	A	**780.–**	A	✆	5
125/150-2,2/4	IE3	DN 125	620	2.20	117	2120793	L	**2 318.–**	A	**780.–**	A	✆	5
125/160-3/4	IE3	DN 125	620	3.00	125	2120794	L	**2 719.–**	A	**780.–**	A	✆	5
125/170-4/4	IE3	DN 125	620	4.00	132	2120795	L	**3 477.–**	A	**780.–**	A	✆	5
125/190-4/4	IE3	DN 125	620	4.00	132	2120796	L	**3 477.–**	A	**780.–**	A	✆	5
125/210-5,5/4	IE3	DN 125	620	5.50	170	2120797	L	**3 950.–**	A	**780.–**	A	✆	5
125/220-5,5/4	IE3	DN 125	620	5.50	170	2120798	C	**3 950.–**	A	**780.–**	A	✆	5
125/220-7,5/4	IE3	DN 125	620	7.50	182	2120799	L	**4 667.–**	A	**780.–**	A	✆	5
125/250-11/4	IE3	DN 125	620	11.00	230	2120800	L	**5 302.–**	A	**823.–**	A	✆	6
125/270-11/4	IE3	DN 125	620	11.00	230	2120801	C	**5 302.–**	A	**823.–**	A	✆	6
125/270-15/4	IE3	DN 125	620	15.00	252	2120802	L	**6 201.–**	A	**823.–**	A	✆	6
125/300-15/4	IE3	DN 125	700	15.00	284	2120803	C	**6 201.–**	A	**1 069.–**	A	✆	7
125/300-18,5/4	IE3	DN 125	700	18.50	314	2120804	C	**6 614.–**	A	**1 069.–**	A	✆	7
125/320-18,5/4	IE3	DN 125	700	18.50	315	2120805	C	**6 614.–**	A	**1 069.–**	A	✆	7
125/320-22/4	IE3	DN 125	700	22.00	366	2120806	C	**7 080.–**	A	**1 069.–**	A	✆	7
125/340-22/4	IE3	DN 125	700	22.00	366	2120807	C	**7 080.–**	A	**1 069.–**	A	✆	7
125/340-30/4	IE3	DN 125	700	30.00	429	2120808	C	**7 549.–**	A	**1 069.–**	A	✆	7
125/380-30/4	IE3	DN 125	860	30.00	507	2169767	K	**7 549.–**	A	**1 397.–**	A	✆	14
125/380-37/4	IE3	DN 125	860	37.00	575	2160655	K	**10 402.–**	A	**1 397.–**	A	✆	15
125/390-37/4	IE3	DN 125	860	37.00	575	2169766	K	**10 402.–**	A	**1 397.–**	A	✆	15
125/390-45/4	IE3	DN 125	860	45.00	610	2160654	K	**12 153.–**	A	**1 397.–**	A	✆	15

🚚 = ready for delivery, L = supply availability, C = approx. 2 weeks, K = approx. 4 weeks, A = on request, ✆ = please contact Wilo
Subject to change – all prices do not include VAT. Our General Terms of Delivery and Service apply (see www.wilo.com/legal) – valid from 01/01/2019 in Germany.

Price group: PG3

Ordering information (4-pole types)									Additional charge				
CronoLine-IL	Motor efficiency class	Nominal flange diameter	Port-to-port length	Rated power	Net weight, approx.	Art. no.				Red brass impeller (L1 version)		Spheroidal cast iron housing (H1 version)	GRD group
Type			l_0 mm	P_2 kW	m kg			EUR		EUR		EUR	
125/400-45/4	IE3	DN 125	860	45.00	610	2169765	K	**12 153.–**	A	**1 397.–**	A		15
125/400-55/4	IE3	DN 125	860	55.00	858	2160653	K	**14 359.–**	A	**1 397.–**	A		15
150/190-5,5/4	IE3	DN 150	700	5.50	202	2120809	L	**3 977.–**	A	**852.–**	A		5
150/200-7,5/4	IE3	DN 150	700	7.50	212	2120810	L	**5 245.–**	A	**852.–**	A		5
150/220-11/4	IE3	DN 150	700	11.00	238	2120811	L	**5 471.–**	A	**852.–**	A		6
150/250-15/4	IE3	DN 150	700	15.00	313	2120812	L	**6 240.–**	A	**931.–**	A		7
150/260-15/4	IE3	DN 150	700	15.00	313	2120813	C	**6 240.–**	A	**931.–**	A		7
150/260-18,5/4	IE3	DN 150	700	18.50	343	2120814	L	**7 217.–**	A	**931.–**	A		7
150/270-18,5/4	IE3	DN 150	700	18.50	343	2120815	C	**7 217.–**	A	**931.–**	A		7
150/270-22/4	IE3	DN 150	700	22.00	394	2120816	C	**7 783.–**	A	**931.–**	A		7
150/305-30/4	IE3	DN 150	770	30.00	482	2142043	C	**10 077.–**	A	**1 221.–**	A		7
150/325-30/4	IE3	DN 150	770	30.00	482	2142044	K	**10 077.–**	A	**1 221.–**	A		7
150/325-37/4	IE3	DN 150	770	37.00	520	2142045	K	**10 650.–**	A	**1 221.–**	A		8
150/335-37/4	IE3	DN 150	770	37.00	520	2142046	K	**10 650.–**	A	**1 221.–**	A		8
150/335-45/4	IE3	DN 150	770	45.00	555	2142047	K	**12 522.–**	A	**1 221.–**	A		8
150/360-30/4	IE3	DN 150	940	30.00	519	2169772	K	**10 077.–**	A	**1 435.–**	A		14
150/360-37/4	IE3	DN 150	940	37.00	587	2160663	K	**10 650.–**	A	**1 435.–**	A		15
150/370-37/4	IE3	DN 150	940	37.00	587	2169771	K	**10 650.–**	A	**1 435.–**	A		15
150/370-45/4	IE3	DN 150	940	45.00	622	2160662	K	**12 522.–**	A	**1 435.–**	A		15
150/380-45/4	IE3	DN 150	940	45.00	622	2169770	K	**12 522.–**	A	**1 435.–**	A		15
150/380-55/4	IE3	DN 150	940	55.00	881	2160661	K	**15 105.–**	A	**1 435.–**	A		15
150/390-55/4	IE3	DN 150	940	55.00	881	2169769	K	**15 105.–**	A	**1 435.–**	A		15
150/390-75/4	IE3	DN 150	940	75.00	977	2160660	K	**17 279.–**	A	**1 435.–**	A		15
150/400-75/4	IE3	DN 150	940	75.00	977	2169768	K	**17 279.–**	A	**1 435.–**	A		15
150/400-90/4	IE3	DN 150	940	90.00	1005	2160659	K	**20 620.–**	A	**1 435.–**	A		15
200/230-11/4	IE3	DN 200	800	11.00	352	2120827	C	**8 002.–**	A	**1 025.–**	A		7
200/240-15/4	IE3	DN 200	800	15.00	374	2120828	C	**8 016.–**	A	**1 025.–**	A		7
200/250-18,5/4	IE3	DN 200	800	18.50	405	2120829	C	**8 427.–**	A	**1 025.–**	A		7
200/260-22/4	IE3	DN 200	800	22.00	456	2120830	C	**9 127.–**	A	**1 025.–**	A		7
200/265-22/4	IE3	DN 200	800	22.00	456	2120831	C	**9 127.–**	A	**1 025.–**	A		7
200/265-30/4	IE3	DN 200	800	30.00	518	2120832	C	**11 119.–**	A	**1 025.–**	A		7
200/270-30/4	IE3	DN 200	800	30.00	518	2120833	C	**11 119.–**	A	**1 025.–**	A		7
200/300-37/4	IE3	DN 200	820	37.00	595	2142048	K	**11 815.–**	A	**1 248.–**	A		8
200/315-37/4	IE3	DN 200	820	37.00	595	2142049	K	**11 815.–**	A	**1 248.–**	A		8
200/335-37/4	IE3	DN 200	820	37.00	595	2142050	K	**11 815.–**	A	**1 248.–**	A		8
200/335-45/4	IE3	DN 200	820	45.00	630	2142051	K	**13 577.–**	A	**1 248.–**	A		8
200/345-45/4	IE3	DN 200	820	45.00	630	2142052	K	**13 577.–**	A	**1 248.–**	A		8
200/345-55/4	IE3	DN 200	820	55.00	886	2142053	K	**14 188.–**	A	**1 248.–**	A		8
200/360-37/4	IE3	DN 200	1100	37.00	693	2155280	K	**12 918.–**	A	**1 609.–**	A		15
200/360-45/4	IE3	DN 200	1100	45.00	728	2145051	K	**14 626.–**	A	**1 609.–**	A		15
200/370-45/4	IE3	DN 200	1100	45.00	728	2155279	K	**14 626.–**	A	**1 609.–**	A		15
200/370-55/4	IE3	DN 200	1100	55.00	987	2145052	K	**15 572.–**	A	**1 609.–**	A		15

= ready for delivery, L = supply availability, C = approx. 2 weeks, K = approx. 4 weeks, A = on request, = please contact Wilo
Subject to change – all prices do not include VAT. Our General Terms of Delivery and Service apply (see www.wilo.com/legal) – valid from 01/01/2019 in Germany.

Price group: PG3

Ordering information (4-pole types)									Additional charge				
CronoLine-IL	Motor efficiency class	Nominal flange diameter	Port-to-port length	Rated power	Net weight, approx.	Art. no.				Red brass impeller (L1 version)		Spheroidal cast iron housing (H1 version)	GRD group
Type			l_0 mm	P_2 kW	m kg			EUR		EUR		EUR	
200/380-55/4	IE3	DN 200	1100	55.00	987	2155278	K	**15 572.–**	A	**1 609.–**	A	✆	15
200/380-75/4	IE3	DN 200	1100	75.00	1083	2145053	K	**17 451.–**	A	**1 609.–**	A	✆	15
200/390-75/4	IE3	DN 200	1100	75.00	1083	2155277	K	**17 451.–**	A	**1 609.–**	A	✆	15
200/390-90/4	IE3	DN 200	1100	90.00	1111	2145054	K	**21 064.–**	A	**1 609.–**	A	✆	15
200/400-90/4	IE3	DN 200	1100	90.00	1111	2155276	K	**21 064.–**	A	**1 609.–**	A	✆	15
200/400-110/4	IE3	DN 200	1100	110.00	1391	2145055	K	**28 205.–**	A	**1 609.–**	A	✆	15
250/365-75/4	IE3	DN 200	1150	75.00	480	2151795	A	**28 656.–**	A	✆	A	✆	9
250/375-75/4	IE3	DN 200	1150	75.00	480	2151794	A	**28 656.–**	A	✆	A	✆	9
250/385-75/4	IE3	DN 200	1150	75.00	480	2151793	A	**28 656.–**	A	✆	A	✆	9
250/385-90/4	IE3	DN 200	1150	90.00	480	2151792	A	**31 313.–**	A	✆	A	✆	9
250/395-90/4	IE3	DN 200	1150	90.00	480	2151791	A	**31 313.–**	A	✆	A	✆	9
250/395-110/4	IE3	DN 200	1150	110.00	613	2151790	A	**34 691.–**	A	✆	A	✆	9
250/405-90/4	IE3	DN 200	1150	90.00	480	2151789	A	**31 313.–**	A	✆	A	✆	9
250/405-110/4	IE3	DN 200	1150	110.00	613	2151788	A	**34 691.–**	A	✆	A	✆	9
250/415-110/4	IE3	DN 200	1150	110.00	613	2151787	A	**34 691.–**	A	✆	A	✆	9
250/415-132/4	IE3	DN 200	1150	132.00	613	2151786	A	**39 310.–**	A	✆	A	✆	9
250/425-110/4	IE3	DN 200	1150	110.00	613	2151785	A	**34 691.–**	A	✆	A	✆	9
250/425-132/4	IE3	DN 200	1150	132.00	613	2151784	A	**39 310.–**	A	✆	A	✆	9
250/435-132/4	IE3	DN 200	1150	132.00	613	2151783	A	**39 310.–**	A	✆	A	✆	9
250/435-160/4	IE3	DN 200	1150	160.00	613	2151782	A	**42 459.–**	A	✆	A	✆	9
250/445-132/4	IE3	DN 200	1150	132.00	613	2151781	A	**39 310.–**	A	✆	A	✆	9
250/445-160/4	IE3	DN 200	1150	160.00	613	2151780	A	**42 459.–**	A	✆	A	✆	9
250/460-132/4	IE3	DN 200	1200	132.00	613	2120856	A	**39 310.–**	A	✆	A	✆	9
250/460-160/4	IE3	DN 200	1200	160.00	613	2120857	A	**42 459.–**	A	✆	A	✆	9
250/470-160/4	IE3	DN 200	1200	160.00	613	2120858	A	**42 459.–**	A	✆	A	✆	9
250/470-200/4	IE3	DN 200	1200	200.00	613	2120859	A	**53 389.–**	A	✆	A	✆	9
250/480-160/4	IE3	DN 200	1200	160.00	613	2120860	A	**42 459.–**	A	✆	A	✆	9
250/480-200/4	IE3	DN 200	1200	200.00	613	2120861	A	**53 389.–**	A	✆	A	✆	9

Price group: PG3

Ordering information (6-pole types)									Additional charge				
CronoLine-IL	Motor efficiency class	Nominal flange diameter	Port-to-port length	Rated power	Net weight, approx.	Art. no.				Red brass impeller (L1 version)		Spheroidal cast iron housing (H1 version)	GRD group
Type			l_0 mm	P_2 kW	m kg			EUR		EUR		EUR	
200/240-7,5/6	IE3	DN 200	800	7.50	360	2120940	K	**6 561.–**	A	**1 025.–**	A	✆	7
200/260-7,5/6	IE3	DN 200	800	7.50	360	2120941	K	**6 561.–**	A	**1 025.–**	A	✆	7
200/270-11/6	IE3	DN 200	800	11.00	375	2120942	A	**6 787.–**	A	**1 025.–**	A	✆	7

= ready for delivery, L = supply availability, C = approx. 2 weeks, K = approx. 4 weeks, A = on request, ✆ = please contact Wilo
Subject to change – all prices do not include VAT. Our General Terms of Delivery and Service apply (see www.wilo.com/legal) – valid from 01/01/2019 in Germany.

GRD version		
Type	**Description**	**PN_{max}**
S7	Cooling/air-conditioning: Glycol 20% to 50%, -20°C to +120°C Cold and hot water (in accordance with VDI 2035)	25
S8	Heat transfer oil, -20°C to +120°C	25
S11	Cooling/air-conditioning: Glycol 20% to 50%, -20°C to +140°C	25
S12	Heat transfer oil, -20°C to +140°C	25

Price group: PG3

Ordering information (2-pole types) PN25 versions								
CronoLine-IL		**-S7**		**-S8**		**-S11**		**-S12**
Type		EUR		EUR		EUR		EUR
32/140-1,5/2-P4-...	A	**1 853.-**	A	**1 862.-**	A	**2 776.-**	A	**2 819.-**
32/150-2,2/2-P4-...	A	**1 943.-**	A	**1 952.-**	A	**2 866.-**	A	**2 909.-**
32/160-2,2/2-P4-...	A	**1 943.-**	A	**1 952.-**	A	**2 866.-**	A	**2 909.-**
32/160-3/2-P4-...	A	**2 011.-**	A	**2 020.-**	A	**2 934.-**	A	**2 977.-**
32/170-3/2-P4-...	A	**2 011.-**	A	**2 020.-**	A	**2 934.-**	A	**2 977.-**
32/170-4/2-P4-...	A	**2 043.-**	A	**2 052.-**	A	**2 966.-**	A	**3 009.-**
40/140-2,2/2-P4-...	A	**2 024.-**	A	**2 032.-**	A	**3 048.-**	A	**3 096.-**
40/150-3/2-P4-...	A	**2 085.-**	A	**2 093.-**	A	**3 109.-**	A	**3 157.-**
40/160-4/2-P4-...	A	**2 321.-**	A	**2 329.-**	A	**3 345.-**	A	**3 393.-**
40/170-5,5/2-P4-...	A	**2 893.-**	A	**2 914.-**	A	**3 920.-**	A	**3 967.-**
40/200-7,5/2-P4-...	A	**2 974.-**	A	**2 984.-**	A	**4 019.-**	A	**4 068.-**
40/220-11/2-P4-...	A	**3 571.-**	A	**3 581.-**	A	**4 616.-**	A	**4 665.-**
50/110-1,5/2-P4-...	A	**1 990.-**	A	**2 004.-**	A	**3 042.-**	A	**3 092.-**
50/120-2,2/2-P4-...	A	**2 071.-**	A	**2 085.-**	A	**3 123.-**	A	**3 173.-**
50/130-3/2-P4-...	A	**2 144.-**	A	**2 158.-**	A	**3 196.-**	A	**3 246.-**
50/140-3/2-P4-...	A	**2 144.-**	A	**2 158.-**	A	**3 196.-**	A	**3 246.-**
50/140-4/2-P4-...	A	**2 387.-**	A	**2 401.-**	A	**3 439.-**	A	**3 489.-**
50/160-5,5/2-P4-...	A	**3 040.-**	A	**3 049.-**	A	**4 086.-**	A	**4 135.-**
50/170-5,5/2-P4-...	A	**3 040.-**	A	**3 049.-**	A	**4 086.-**	A	**4 135.-**
50/170-7,5/2-P4-...	A	**3 059.-**	A	**3 068.-**	A	**4 105.-**	A	**4 154.-**
50/180-7,5/2-P4-...	A	**3 196.-**	A	**3 220.-**	A	**4 256.-**	A	**4 271.-**
50/210-11/2-P4-...	A	**4 031.-**	A	**4 055.-**	A	**5 091.-**	A	**5 106.-**
50/220-11/2-P4-...	A	**4 031.-**	A	**4 055.-**	A	**5 091.-**	A	**5 106.-**
50/220-15/2-P4-...	A	**4 294.-**	A	**4 318.-**	A	**5 354.-**	A	**5 369.-**
65/110-3/2-P4-...	A	**2 135.-**	A	**2 142.-**	A	**3 158.-**	A	**3 206.-**
65/120-3/2-P4-...	A	**2 135.-**	A	**2 142.-**	A	**3 158.-**	A	**3 206.-**
65/120-4/2-P4-...	A	**2 304.-**	A	**2 311.-**	A	**3 327.-**	A	**3 375.-**
65/130-4/2-P4-...	A	**2 304.-**	A	**2 311.-**	A	**3 327.-**	A	**3 375.-**
65/130-5,5/2-P4-...	A	**2 873.-**	A	**2 885.-**	A	**3 922.-**	A	**3 970.-**
65/140-5,5/2-P4-...	A	**2 873.-**	A	**2 885.-**	A	**3 922.-**	A	**3 970.-**
65/140-7,5/2-P4-...	A	**2 974.-**	A	**2 986.-**	A	**4 023.-**	A	**4 071.-**
65/150-5,5/2-P4-...	A	**3 097.-**	A	**3 107.-**	A	**4 146.-**	A	**4 196.-**
65/160-5,5/2-P4-...	A	**3 097.-**	A	**3 107.-**	A	**4 146.-**	A	**4 196.-**
65/160-7,5/2-P4-...	A	**3 198.-**	A	**3 208.-**	A	**4 247.-**	A	**4 297.-**
65/170-11/2-P4-...	A	**3 918.-**	A	**3 928.-**	A	**4 967.-**	A	**5 017.-**
65/200-11/2-P4-...	A	**4 107.-**	A	**4 153.-**	A	**5 301.-**	A	**5 359.-**
65/200-15/2-P4-...	A	**4 761.-**	A	**4 807.-**	A	**5 955.-**	A	**6 013.-**
65/210-15/2-P4-...	A	**4 761.-**	A	**4 807.-**	A	**5 955.-**	A	**6 013.-**
65/210-18,5/2-P4-...	A	**5 485.-**	A	**5 531.-**	A	**6 679.-**	A	**6 737.-**

= ready for delivery, L = supply availability, C = approx. 2 weeks, K = approx. 4 weeks, A = on request, = please contact Wilo
Subject to change – all prices do not include VAT. Our General Terms of Delivery and Service apply (see www.wilo.com/legal) – valid from 01/01/2019 in Germany.

Price group: PG3

Ordering information (2-pole types) PN25 versions

CronoLine-IL		-S7		-S8		-S11		-S12
Type		EUR		EUR		EUR		EUR
65/220-18,5/2-P4-...	A	**5 485.–**	A	**5 531.–**	A	**6 679.–**	A	**6 737.–**
65/220-22/2-P4-...	A	**6 000.–**	A	**6 046.–**	A	**7 194.–**	A	**7 252.–**
80/140-7,5/2-P4-...	A	**3 089.–**	A	**3 100.–**	A	**4 136.–**	A	**4 184.–**
80/150-7,5/2-P4-...	A	**3 267.–**	A	**3 278.–**	A	**4 313.–**	A	**4 364.–**
80/160-11/2-P4-...	A	**3 994.–**	A	**4 005.–**	A	**5 040.–**	A	**5 091.–**
80/170-11/2-P4-...	A	**3 994.–**	A	**4 005.–**	A	**5 040.–**	A	**5 091.–**
80/170-15/2-P4-...	A	**4 602.–**	A	**4 613.–**	A	**5 648.–**	A	**5 699.–**
80/190-15/2-P4-...	A	**4 728.–**	A	**4 757.–**	A	**5 903.–**	A	**5 958.–**
80/190-18,5/2-P4-...	A	**5 546.–**	A	**5 575.–**	A	**6 721.–**	A	**6 776.–**
80/200-18,5/2-P4-...	A	**5 546.–**	A	**5 575.–**	A	**6 721.–**	A	**6 776.–**
80/200-22/2-P4-...	A	**6 030.–**	A	**6 059.–**	A	**7 205.–**	A	**7 260.–**
80/210-30/2-P4-...	A	**6 960.–**	A	**6 989.–**	A	**8 135.–**	A	**8 190.–**
80/220-22/2-P4-...	A	**6 030.–**	A	**6 059.–**	A	**7 205.–**	A	**7 260.–**
80/220-30/2-P4-...	A	**6 960.–**	A	**6 989.–**	A	**8 135.–**	A	**8 190.–**

Price group: PG3

Ordering information (4-pole types) PN25 versions

CronoLine-IL		-S7		-S8		-S11		-S12
Type		EUR		EUR		EUR		EUR
32/140-0,25/4-P4-...	A	**1 653.–**	A	**1 660.–**	A	**2 603.–**	A	**2 643.–**
32/150-0,37/4-P4-...	A	**1 665.–**	A	**1 672.–**	A	**2 615.–**	A	**2 655.–**
32/170-0,55/4-P4-...	A	**1 795.–**	A	**1 802.–**	A	**2 745.–**	A	**2 785.–**
40/150-0,37/4-P4-...	A	**1 760.–**	A	**1 767.–**	A	**2 814.–**	A	**2 861.–**
40/160-0,55/4-P4-...	A	**1 870.–**	A	**1 877.–**	A	**2 924.–**	A	**2 971.–**
40/170-0,75/4-P4-...	A	**2 024.–**	A	**2 031.–**	A	**3 078.–**	A	**3 125.–**
40/210-1,1/4-P4-...	A	**2 456.–**	A	**2 465.–**	A	**3 510.–**	A	**3 557.–**
40/220-1,5/4-P4-...	A	**2 480.–**	A	**2 489.–**	A	**3 534.–**	A	**3 581.–**
50/150-0,55/4-P4-...	A	**1 929.–**	A	**1 938.–**	A	**2 983.–**	A	**3 030.–**
50/160-0,75/4-P4-...	A	**2 086.–**	A	**2 095.–**	A	**3 140.–**	A	**3 187.–**
50/170-1,1/4-P4-...	A	**2 189.–**	A	**2 198.–**	A	**3 243.–**	A	**3 290.–**
50/200-1,5/4-P4-...	A	**2 672.–**	A	**2 680.–**	A	**3 723.–**	A	**3 772.–**
50/220-2,2/4-P4-...	A	**2 817.–**	A	**2 825.–**	A	**3 868.–**	A	**3 917.–**
65/120-0,55/4-P4-...	A	**1 955.–**	A	**1 963.–**	A	**2 954.–**	A	**3 001.–**
65/130-0,75/4-P4-...	A	**2 118.–**	A	**2 126.–**	A	**3 117.–**	A	**3 164.–**
65/140-1,1/4-P4-...	A	**2 166.–**	A	**2 174.–**	A	**3 165.–**	A	**3 212.–**
80/145-1,1/4-P4-...	A	**2 390.–**	A	**2 400.–**	A	**3 444.–**	A	**3 492.–**
80/150-1,1/4-P4-...	A	**2 390.–**	A	**2 400.–**	A	**3 444.–**	A	**3 492.–**
80/160-1,5/4-P4-...	A	**2 441.–**	A	**2 451.–**	A	**3 495.–**	A	**3 543.–**
80/170-2,2/4-P4-...	A	**2 643.–**	A	**2 653.–**	A	**3 697.–**	A	**3 745.–**
80/210-3/4-P4-...	A	**3 046.–**	A	**3 055.–**	A	**4 122.–**	A	**4 174.–**
80/220-4/4-P4-...	A	**3 608.–**	A	**3 617.–**	A	**4 684.–**	A	**4 736.–**
150/360-30/4-P4-...	A	✆	A	✆	A	✆	A	✆
150/360-37/4-P4-...	A	✆	A	✆	A	**13 211.–**	A	**13 277.–**
150/370-37/4-P4-...	A	✆	A	✆	A	**13 211.–**	A	**13 277.–**
150/370-45/4-P4-...	A	✆	A	✆	A	**15 511.–**	A	**15 589.–**
150/380-45/4-P4-...	A	✆	A	✆	A	**15 511.–**	A	**15 589.–**

= ready for delivery, L = supply availability, C = approx. 2 weeks, K = approx. 4 weeks, A = on request, ✆ = please contact Wilo
Subject to change – all prices do not include VAT. Our General Terms of Delivery and Service apply (see www.wilo.com/legal) – valid from 01/01/2019 in Germany.

Price group: PG3

Ordering information (4-pole types) PN25 versions

CronoLine-IL		-S7		-S8		-S11		-S12
Type		EUR		EUR		EUR		EUR
150/390-75/4-P4-...	A	✆	A	✆	A	**20 909.-**	A	**21 003.-**
150/400-75/4-P4-...	A	✆	A	✆	A	**20 909.-**	A	**21 003.-**
150/400-90/4-P4-...	A	✆	A	✆	A	**24 250.-**	A	**24 344.-**
200/345-45/4-P4-...	A	✆	A	✆	A	✆	A	✆
200/360-37/4-P4-...	A	✆	A	✆	A	**15 541.-**	A	**15 609.-**
200/360-45/4-P4-...	A	✆	A	✆	A	**17 249.-**	A	**17 317.-**
200/370-45/4-P4-...	A	✆	A	✆	A	**17 249.-**	A	**17 317.-**
200/370-55/4-P4-...	A	✆	A	✆	A	**18 599.-**	A	**18 678.-**
200/380-55/4-P4-...	A	✆	A	✆	A	**18 599.-**	A	**18 678.-**
200/380-75/4-P4-...	A	✆	A	✆	A	**20 478.-**	A	**20 557.-**
200/390-75/4-P4-...	A	✆	A	✆	A	**20 478.-**	A	**20 557.-**
200/390-90/4-P4-...	A	✆	A	✆	A	**24 797.-**	A	**24 894.-**
200/400-90/4-P4-...	A	✆	A	✆	A	**24 797.-**	A	**24 894.-**
200/400-110/4-P4-...	A	✆	A	✆	A	**31 938.-**	A	**32 035.-**

Price group: PG3

Ordering information (6-pole types) PN25 versions

CronoLine-IL		-S7		-S8		-S11		-S12
Type								
200/240-7,5/6-P4-...	A	✆	A	✆	A	✆	A	✆
200/260-7,5/6-P4-...	A	✆	A	✆	A	✆	A	✆
200/270-11/6-P4-...	A	✆	A	✆	A	✆	A	✆

🚚 = ready for delivery, L = supply availability, C = approx. 2 weeks, K = approx. 4 weeks, A = on request, ✆ = please contact Wilo
Subject to change – all prices do not include VAT. Our General Terms of Delivery and Service apply (see www.wilo.com/legal) – valid from 01/01/2019 in Germany.



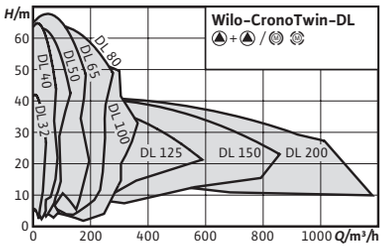

Accessories	Page
Wall fixation/installation on a base	149
Motor protection	187
Pump control CC-HVAC	160
Pump control SC/FC-HVAC	170
Blind flanges	196

Wilo-CronoTwin-DL

Design type
Glanded double pump in in-line design with flange connection

Application
Pumping of heating water (acc. to VDI 2035), cold water and water/glycol mixtures without abrasive substances in heating, cold water and cooling systems.

Scope of delivery
- → Pump
- → Installation and operating instructions

Options
- → ...-L1 variant with bronze impeller (at additional charge)
- → Other voltages and frequencies as well as ATEX approval on request

Notice
- → Motors with energy efficiency class IE3 for rated motor powers ≥ 0.75 kW

Special features/product advantages
- → Reduced life cycle costs through optimised efficiency
- → Can be used flexibly in air-conditioning and cooling systems, with application benefits due to direct draining of condensate via optimised lantern design (patented)
- → High standard of corrosion protection thanks to cataphoretic coating
- → Main/standby mode or peak-load operation (by means of external auxiliary device)

General notes – ErP (Ecodesign) Directive
The minimum efficiency index, MEI, of the pump series is ≥0.4. For detailed information on the MEI values of the individual pump types, see: Wilo Online Catalogue, available at www.wilo.com

Price group: PG3

Ordering information (2-pole types)									Additional charge			
CronoTwin-DL	Motor efficiency class	Nominal flange diameter	Port-to-port length	Rated power	Net weight, approx.	Art. no.				Red brass impeller (L1 version)	GRD group	Blind flange
Type			l_0 mm	P_2 kW	m kg			EUR		EUR		
32/140-1,5/2	IE3	DN 32	320	1.50	106	2121010	L	**2 255.–**	A	**616.–**	4	B
32/150-2,2/2	IE3	DN 32	320	2.20	111	2121011	C	**2 723.–**	A	**616.–**	4	B
32/160-2,2/2	IE3	DN 32	320	2.20	111	2121012	C	**2 723.–**	A	**616.–**	4	B
32/160-3/2	IE3	DN 32	320	3.00	119	2121013	C	**2 858.–**	A	**616.–**	4	B

= ready for delivery, L = supply availability, C = approx. 2 weeks, K = approx. 4 weeks, A = on request, = please contact Wilo
Subject to change – all prices do not include VAT. Our General Terms of Delivery and Service apply (see www.wilo.com/legal) – valid from 01/01/2019 in Germany.

Price group: PG3

Ordering information (2-pole types)									Additional charge			
CronoTwin-DL	Motor efficiency class	Nominal flange diameter	Port-to-port length	Rated power	Net weight, approx.	Art. no.				Red brass impeller (L1 version)	GRD group	Blind flange
Type			l_0 mm	P_2 kW	m kg		🚚	EUR	🚚	EUR		
32/170-3/2	IE3	DN 32	320	3.00	119	2121014	C	**2 858.–**	A	**616.–**	4	B
32/170-4/2	IE3	DN 32	320	4.00	135	2121015	C	**2 925.–**	A	**616.–**	4	B
40/140-2,2/2	IE3	DN 40	340	2.20	113	2121016	L	**2 756.–**	A	**676.–**	4	B
40/150-3/2	IE3	DN 40	340	3.00	121	2121017	C	**2 871.–**	A	**676.–**	4	B
40/160-4/2	IE3	DN 40	340	4.00	136	2121018	C	**3 357.–**	A	**676.–**	4	B
40/170-5,5/2	IE3	DN 40	340	5.50	171	2121019	C	**4 345.–**	A	**676.–**	4	B
40/200-7,5/2	IE3	DN 40	440	7.50	208	2121020	C	**4 434.–**	A	**738.–**	5	C
40/220-11/2	IE3	DN 40	440	11.00	303	2121021	C	**5 636.–**	A	**738.–**	5	C
50/110-1,5/2	IE3	DN 50	340	1.50	102	2121022	L	**2 429.–**	A	**676.–**	4	A
50/120-2,2/2	IE3	DN 50	340	2.20	105	2121023	L	**2 765.–**	A	**676.–**	4	A
50/130-3/2	IE3	DN 50	340	3.00	117	2121024	L	**2 916.–**	A	**676.–**	4	A
50/140-3/2	IE3	DN 50	340	3.00	115	2121025	C	**2 916.–**	A	**676.–**	4	A
50/140-4/2	IE3	DN 50	340	4.00	130	2121026	L	**3 406.–**	A	**676.–**	4	A
50/160-5,5/2	IE3	DN 50	340	5.50	175	2121027	C	**4 256.–**	A	**752.–**	5	B
50/170-5,5/2	IE3	DN 50	340	5.50	175	2121028	C	**4 256.–**	A	**752.–**	5	B
50/170-7,5/2	IE3	DN 50	340	7.50	189	2121029	C	**4 458.–**	A	**752.–**	5	B
50/180-7,5/2	IE3	DN 50	440	7.50	217	2121030	C	**4 458.–**	A	**824.–**	5	C
50/210-11/2	IE3	DN 50	440	11.00	308	2121031	C	**6 488.–**	A	**824.–**	5	C
50/220-11/2	IE3	DN 50	440	11.00	308	2121032	C	**6 488.–**	A	**824.–**	5	C
50/220-15/2	IE3	DN 50	440	15.00	345	2121033	C	**6 671.–**	A	**824.–**	5	C
65/110-3/2	IE3	DN 65	340	3.00	122	2121034	L	**3 097.–**	A	**752.–**	4	A
65/120-3/2	IE3	DN 65	340	3.00	122	2121035	C	**3 097.–**	A	**752.–**	4	A
65/120-4/2	IE3	DN 65	340	4.00	138	2121036	L	**3 432.–**	A	**752.–**	4	A
65/130-5,5/2	IE3	DN 65	340	5.50	172	2121037	C	**4 016.–**	A	**752.–**	5	A
65/140-5,5/2	IE3	DN 65	340	5.50	172	2121038	C	**4 016.–**	A	**752.–**	5	A
65/140-7,5/2	IE3	DN 65	340	7.50	186	2121039	C	**4 277.–**	A	**752.–**	5	A
65/150-5,5/2	IE3	DN 65	430	5.50	193	2121040	C	**4 524.–**	A	**1 200.–**	5	B
65/160-5,5/2	IE3	DN 65	430	5.50	193	2121041	C	**4 524.–**	A	**1 200.–**	5	B
65/160-7,5/2	IE3	DN 65	430	7.50	207	2121042	L	**4 726.–**	A	**1 200.–**	5	B
65/170-11/2	IE3	DN 65	430	11.00	292	2121043	L	**6 179.–**	A	**1 200.–**	5	B
65/200-11/2	IE3	DN 65	475	11.00	321	2121044	C	**6 179.–**	A	**1 294.–**	6	C
65/200-15/2	IE3	DN 65	475	15.00	357	2121045	C	**7 490.–**	A	**1 294.–**	6	C
65/210-15/2	IE3	DN 65	475	15.00	357	2121046	C	**7 490.–**	A	**1 294.–**	6	C
65/210-18,5/2	IE3	DN 65	475	18.50	389	2121047	C	**8 950.–**	A	**1 294.–**	6	C
65/220-18,5/2	IE3	DN 65	475	18.50	389	2121048	C	**8 950.–**	A	**1 294.–**	6	C
65/220-22/2	IE3	DN 65	475	22.00	555	2121049	C	**9 988.–**	A	**1 294.–**	6	C
80/120-4/2	IE3	DN 80	400	4.00	153	2121050	L	**3 756.–**	A	**1 200.–**	4	A
80/130-5,5/2	IE3	DN 80	400	5.50	188	2121051	L	**4 501.–**	A	**1 200.–**	5	A
80/140-7,5/2	IE3	DN 80	400	7.50	202	2121052	L	**4 608.–**	A	**1 200.–**	5	A
80/150-7,5/2	IE3	DN 80	440	7.50	219	2121053	L	**4 609.–**	A	**1 240.–**	5	B
80/160-11/2	IE3	DN 80	440	11.00	301	2121054	L	**6 307.–**	A	**1 240.–**	5	B
80/170-11/2	IE3	DN 80	440	11.00	301	2121055	C	**6 307.–**	A	**1 240.–**	5	B
80/170-15/2	IE3	DN 80	440	15.00	337	2121056	L	**6 805.–**	A	**1 240.–**	5	B
80/190-15/2	IE3	DN 80	500	15.00	372	2121057	C	**6 805.–**	A	**1 358.–**	6	C
80/190-18,5/2	IE3	DN 80	500	18.50	404	2121058	C	**8 292.–**	A	**1 358.–**	6	C

🚚 = ready for delivery, L = supply availability, C = approx. 2 weeks, K = approx. 4 weeks, A = on request, 📞 = please contact Wilo
Subject to change – all prices do not include VAT. Our General Terms of Delivery and Service apply (see www.wilo.com/legal) – valid from 01/01/2019 in Germany.

Price group: PG3

Ordering information (2-pole types)									Additional charge			
CronoTwin-DL	Motor efficiency class	Nominal flange diameter	Port-to-port length	Rated power	Net weight, approx.	Art. no.				Red brass impeller (L1 version)	GRD group	Blind flange
Type			l_0 mm	P_2 kW	m kg			EUR		EUR		
80/200-18,5/2	IE3	DN 80	500	18.50	404	2121059	C	**8 292.–**	A	**1 358.–**	6	C
80/200-22/2	IE3	DN 80	500	22.00	576	2121060	C	**9 540.–**	A	**1 358.–**	6	C
80/220-30/2	IE3	DN 80	500	30.00	678	2121061	C	**11 384.–**	A	**1 358.–**	6	C
100/145-11/2	IE3	DN 100	500	11.00	344	2121062	L	**6 429.–**	A	**1 398.–**	6	B
100/150-15/2	IE3	DN 100	500	15.00	380	2121063	L	**7 694.–**	A	**1 398.–**	6	B
100/160-15/2	IE3	DN 100	500	15.00	380	2121064	C	**7 694.–**	A	**1 398.–**	6	B
100/160-18,5/2	IE3	DN 100	500	18.50	412	2121065	L	**8 069.–**	A	**1 398.–**	6	B
100/165-22/2	IE3	DN 100	500	22.00	577	2121066	C	**10 796.–**	A	**1 398.–**	6	B
100/170-30/2	IE3	DN 100	500	30.00	678	2121067	C	**12 746.–**	A	**1 398.–**	6	B
100/190-30/2	IE3	DN 100	550	30.00	707	2121068	C	**13 239.–**	A	**1 484.–**	6	C
100/210-30/2	IE3	DN 100	550	30.00	707	2121069	C	**13 239.–**	A	**1 484.–**	6	C
100/210-37/2	IE3	DN 100	550	37.00	745	2121070	K	**16 939.–**	A	**1 484.–**	6	C

Price group: PG3

Ordering information (4-pole types)									Additional charge			
CronoTwin-DL	Motor efficiency class	Nominal flange diameter	Port-to-port length	Rated power	Net weight, approx.	Art. no.				Red brass impeller (L1 version)	GRD group	Blind flange
Type			l_0 mm	P_2 kW	m kg			EUR		EUR		
32/140-0,25/4	IE2	DN 32	320	0.25	72	2089227	C	**2 113.–**	A	**616.–**	4	B
32/150-0,37/4	IE2	DN 32	320	0.37	73	2089226	C	**2 136.–**	A	**616.–**	4	B
32/170-0,55/4	IE2	DN 32	320	0.55	80	2063734	L	**2 400.–**	A	**616.–**	4	B
40/140-0,25/4	IE2	DN 40	340	0.25	73	2089239	C	**2 161.–**	A	**676.–**	4	B
40/150-0,37/4	IE2	DN 40	340	0.37	74	2089238	C	**2 196.–**	A	**676.–**	4	B
40/160-0,55/4	IE2	DN 40	340	0.55	82	2089237	L	**2 222.–**	A	**676.–**	4	B
40/170-0,75/4	IE3	DN 40	340	0.75	88	2120943	C	**2 723.–**	A	**676.–**	4	B
40/210-1,1/4	IE3	DN 40	440	1.10	118	2120944	L	**2 963.–**	A	**738.–**	4	C
40/220-1,5/4	IE3	DN 40	440	1.50	123	2120945	L	**3 176.–**	A	**738.–**	4	C
50/150-0,55/4	IE2	DN 50	340	0.55	86	2089253	C	**2 424.–**	A	**752.–**	4	B
50/160-0,75/4	IE3	DN 50	340	0.75	93	2120946	L	**2 748.–**	A	**752.–**	4	B
50/170-1,1/4	IE3	DN 50	340	1.10	109	2120947	L	**2 955.–**	A	**752.–**	4	B
50/200-1,5/4	IE3	DN 50	440	1.50	134	2120948	L	**3 047.–**	A	**824.–**	4	C
50/220-2,2/4	IE3	DN 50	440	2.20	152	2120949	L	**3 342.–**	A	**824.–**	4	C
50/260-3/4	IE3	DN 50	440	3.00	185	2120950	L	**3 429.–**	A	**1 238.–**	5	D
50/270-3/4	IE3	DN 50	440	3.00	185	2120951	C	**3 429.–**	A	**1 238.–**	5	D
50/270-4/4	IE3	DN 50	440	4.00	199	2120952	C	**4 009.–**	A	**1 238.–**	5	D
65/120-0,55/4	IE2	DN 65	340	0.55	82	2139468	C	**2 638.–**	A	**752.–**	4	A
65/130-0,75/4	IE3	DN 65	340	0.75	89	2142054	C	**2 746.–**	A	**752.–**	4	A
65/140-1,1/4	IE3	DN 65	340	1.10	105	2142055	L	**3 042.–**	A	**752.–**	4	A
65/150-0,75/4	IE3	DN 65	430	0.75	111	2120953	L	**2 776.–**	A	**1 200.–**	4	B
65/160-1,1/4	IE3	DN 65	430	1.10	127	2120954	L	**3 064.–**	A	**1 200.–**	4	B
65/170-1,1/4	IE3	DN 65	430	1.10	127	2120955	L	**3 064.–**	A	**1 200.–**	4	B
65/170-1,5/4	IE3	DN 65	430	1.50	135	2120956	L	**3 097.–**	A	**1 200.–**	4	B
65/210-2,2/4	IE3	DN 65	475	2.20	160	2120957	L	**3 617.–**	A	**1 294.–**	5	C
65/220-2,2/4	IE3	DN 65	475	2.20	160	2120958	C	**3 617.–**	A	**1 294.–**	5	C
65/220-3/4	IE3	DN 65	475	3.00	176	2120959	L	**3 848.–**	A	**1 294.–**	5	C

= ready for delivery, L = supply availability, C = approx. 2 weeks, K = approx. 4 weeks, A = on request, = please contact Wilo
Subject to change – all prices do not include VAT. Our General Terms of Delivery and Service apply (see www.wilo.com/legal) – valid from 01/01/2019 in Germany.

Price group: PG3

Ordering information (4-pole types)									Additional charge			
CronoTwin-DL	Motor efficiency class	Nominal flange diameter	Port-to-port length	Rated power	Net weight, approx.	Art. no.				Red brass impeller (L1 version)	GRD group	Blind flange
Type			l_0 mm	P_2 kW	m kg		🚚	EUR	🚚	EUR		
65/250-3/4	IE3	DN 65	475	3.00	192	2120960	C	**3 848.–**	A	**1 320.–**	5	D
65/250-4/4	IE3	DN 65	475	4.00	206	2120961	L	**4 389.–**	A	**1 320.–**	5	D
65/270-5,5/4	IE3	DN 65	475	5.50	281	2120962	C	**4 859.–**	A	**1 320.–**	5	D
80/150-1,1/4	IE3	DN 80	440	1.10	139	2120963	C	**3 230.–**	A	**1 240.–**	4	B
80/160-1,5/4	IE3	DN 80	440	1.50	144	2120964	L	**3 332.–**	A	**1 240.–**	4	B
80/170-2,2/4	IE3	DN 80	440	2.20	167	2120965	L	**3 744.–**	A	**1 240.–**	4	B
80/210-3/4	IE3	DN 80	500	3.00	191	2120966	L	**3 901.–**	A	**1 358.–**	5	C
80/220-4/4	IE3	DN 80	500	4.00	206	2120967	L	**5 422.–**	A	**1 358.–**	5	C
80/270-5,5/4	IE3	DN 80	500	5.50	306	2120968	L	**5 577.–**	A	**1 468.–**	5	D
100/145-1,1/4	IE3	DN 100	500	1.10	173	2120969	C	**3 704.–**	A	**1 398.–**	5	B
100/150-1,5/4	IE3	DN 100	500	1.50	178	2120970	C	**5 310.–**	A	**1 398.–**	5	B
100/160-2,2/4	IE3	DN 100	500	2.20	194	2120971	L	**5 674.–**	A	**1 398.–**	5	B
100/170-3/4	IE3	DN 100	500	3.00	214	2120972	L	**5 735.–**	A	**1 398.–**	5	B
100/200-3/4	IE3	DN 100	550	3.00	219	2120973	C	**6 113.–**	A	**1 540.–**	5	C
100/200-4/4	IE3	DN 100	550	4.00	233	2120974	L	**6 278.–**	A	**1 540.–**	5	C
100/220-5,5/4	IE3	DN 100	550	5.50	308	2120975	L	**7 034.–**	A	**1 540.–**	5	C
100/250-5,5/4	IE3	DN 100	550	5.50	333	2120976	C	**7 917.–**	A	**1 584.–**	5	D
100/250-7,5/4	IE3	DN 100	550	7.50	356	2120977	L	**8 769.–**	A	**1 584.–**	5	D
100/260-11/4	IE3	DN 100	550	11.00	409	2120978	L	**8 993.–**	A	**1 584.–**	6	D
100/270-11/4	IE3	DN 100	550	11.00	409	2120979	L	**10 434.–**	A	**1 584.–**	6	D
125/190-4/4	IE3	DN 125	620	4.00	254	2120980	C	**6 994.–**	A	**1 560.–**	5	C
125/210-5,5/4	IE3	DN 125	620	5.50	329	2120981	L	**8 104.–**	A	**1 560.–**	5	C
125/220-5,5/4	IE3	DN 125	620	5.50	329	2120982	C	**8 461.–**	A	**1 560.–**	5	C
125/220-7,5/4	IE3	DN 125	620	7.50	349	2120983	C	**9 396.–**	A	**1 560.–**	5	C
125/250-11/4	IE3	DN 125	620	11.00	455	2120984	K	**10 877.–**	A	**1 646.–**	6	D
125/270-11/4	IE3	DN 125	620	11.00	455	2120985	K	**11 186.–**	A	**1 646.–**	6	D
125/270-15/4	IE3	DN 125	620	15.00	499	2120986	K	**13 186.–**	A	**1 646.–**	6	D
125/300-18,5/4	IE3	DN 125	700	18.50	608	2120987	K	**13 316.–**	A	**2 138.–**	7	E
125/320-18,5/4	IE3	DN 125	700	18.50	608	2120988	K	**13 316.–**	A	**2 138.–**	7	E
125/320-22/4	IE3	DN 125	700	22.00	710	2120989	K	**14 255.–**	A	**2 138.–**	7	E
125/340-30/4	IE3	DN 125	700	30.00	837	2120990	K	**15 200.–**	A	**2 138.–**	7	E
150/190-5,5/4	IE3	DN 150	700	5.50	405	2120991	C	**9 384.–**	A	**1 704.–**	5	C
150/200-7,5/4	IE3	DN 150	700	7.50	425	2120992	C	**10 556.–**	A	**1 704.–**	5	C
150/220-11/4	IE3	DN 150	700	11.00	476	2120993	C	**11 021.–**	A	**1 704.–**	6	C
150/250-15/4	IE3	DN 150	700	15.00	599	2120994	K	**12 805.–**	A	**1 862.–**	7	D
150/260-15/4	IE3	DN 150	700	15.00	609	2120995	K	**13 574.–**	A	**1 862.–**	7	D
150/260-18,5/4	IE3	DN 150	700	18.50	670	2120996	K	**14 807.–**	A	**1 862.–**	7	D
150/270-18,5/4	IE3	DN 150	700	18.50	670	2120997	K	**14 807.–**	A	**1 862.–**	7	D
150/270-22/4	IE3	DN 150	700	22.00	772	2120998	K	**15 668.–**	A	**1 862.–**	7	D
150/305-30/4	IE3	DN 150	770	30.00	959	2151765	K	**20 288.–**	A	**2 442.–**	7	E
150/325-30/4	IE3	DN 150	770	30.00	959	2151764	K	**20 288.–**	A	**2 442.–**	7	E
150/325-37/4	IE3	DN 150	770	37.00	1042	2151763	K	**21 442.–**	A	**2 442.–**	8	E
150/335-37/4	IE3	DN 150	770	37.00	1042	2151762	K	**21 442.–**	A	**2 442.–**	8	E
150/335-45/4	IE3	DN 150	770	45.00	1112	2151761	A	**25 208.–**	A	**2 442.–**	8	E
200/240-15/4	IE3	DN 200	800	15.00	746	2121003	A	**17 923.–**	A	**2 050.–**	7	D

🚚 = ready for delivery, L = supply availability, C = approx. 2 weeks, K = approx. 4 weeks, A = on request, 📞 = please contact Wilo
Subject to change – all prices do not include VAT. Our General Terms of Delivery and Service apply (see www.wilo.com/legal) – valid from 01/01/2019 in Germany.

Price group: PG3

Ordering information (4-pole types)									Additional charge			
CronoTwin-DL	Motor efficiency class	Nominal flange diameter	Port-to-port length	Rated power	Net weight, approx.	Art. no.				Red brass impeller (L1 version)	GRD group	Blind flange
Type			l_0 mm	P_2 kW	m kg		🚚	EUR	🚚	EUR		
200/250-18,5/4	IE3	DN 200	800	18.50	807	2121004	K	**18 801.–**	A	**2 050.–**	7	D
200/260-22/4	IE3	DN 200	800	22.00	909	2121005	K	**20 214.–**	A	**2 050.–**	7	D
200/270-30/4	IE3	DN 200	800	30.00	1034	2121006	K	**21 688.–**	A	**2 050.–**	7	D
200/300-37/4	IE3	DN 200	820	37.00	1161	2142056	K	**23 180.–**	A	**2 496.–**	8	E
200/315-37/4	IE3	DN 200	820	37.00	1161	2142057	K	**23 180.–**	A	**2 496.–**	8	E
200/335-37/4	IE3	DN 200	820	37.00	1161	2142058	K	**23 180.–**	A	**2 496.–**	8	E
200/335-45/4	IE3	DN 200	820	45.00	1231	2142059	A	**25 815.–**	A	**2 496.–**	8	E
200/345-45/4	IE3	DN 200	820	45.00	1231	2142060	A	**25 815.–**	A	**2 496.–**	8	E
200/345-55/4	IE3	DN 200	820	55.00	1745	2142061	K	**29 843.–**	A	**2 496.–**	8	E

🚚 = ready for delivery, L = supply availability, C = approx. 2 weeks, K = approx. 4 weeks, A = on request, 📞 = please contact Wilo
Subject to change – all prices do not include VAT. Our General Terms of Delivery and Service apply (see www.wilo.com/legal) – valid from 01/01/2019 in Germany.



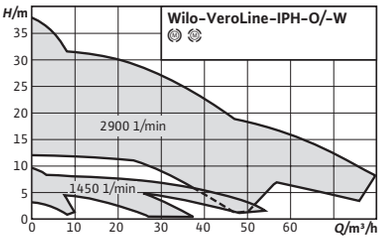

Accessories **Page**
Motor protection 187

Wilo-VeroLine-IPH-W

Design type
Glanded pump in in-line design with flange connection

Application
For pumping hot water without abrasive matter in closed industrial circulation systems, district heating, closed heating systems, etc.

Scope of delivery
- → Pump
- → Installation and operating instructions
- → Prewelding counter flanges
- → Flange seals

Special features/product advantages
- → Self-cooled mechanical seal, independent of direction of rotation
- → Great variety of applications due to a wide fluid temperature range without additional wearing parts

Notice
- → Motors with energy efficiency class IE3 for rated motor powers ≥ 0.75 kW

Price group: PG3

Ordering information (2-pole types)

VeroLine-IPH-W	Motor efficiency class	Nominal flange diameter	Rated power	Net weight, approx.	Art. no.		
Type			P_2 kW	m kg			EUR
20/160-1,1/2	IE3	DN 20	1.10	33	2121281	C	**3 144.–**
32/125-0,75/2	IE3	DN 32	0.75	26	2121282	L	**3 239.–**
32/170-2,2/2	IE3	DN 32	2.20	42	2121283	C	**3 431.–**
65/110-2,2/2	IE3	DN 65	2.20	54	2121284	C	**4 012.–**
65/125-2,2/2	IE3	DN 65	2.20	54	2121285	L	**4 012.–**
65/140-4/2	IE3	DN 65	4.00	72	2121286	C	**4 821.–**
65/160-4/2	IE3	DN 65	4.00	72	2121287	C	**4 821.–**
80/110-2,2/2	IE3	DN 80	2.20	56	2121288	C	**4 281.–**
80/140-4/2	IE3	DN 80	4.00	80	2121289	C	**5 287.–**

= ready for delivery, L = supply availability, C = approx. 2 weeks, K = approx. 4 weeks, A = on request, = please contact Wilo
Subject to change – all prices do not include VAT. Our General Terms of Delivery and Service apply (see www.wilo.com/legal) – valid from 01/01/2019 in Germany.

Price group: PG3

Ordering information (4-pole types)

VeroLine-IPH-W	Motor efficiency class	Nominal flange diameter	Port-to-port length	Rated power	Net weight, approx.	Art. no.		
Type			l_0 mm	P_2 kW	m kg		🚚	EUR
20/160-0.37/4	IE2	DN 20	290	0.37	28	4089415	C	**3 040.–**
32/125-0.18/4	IE2	DN 32	260	0.18	23	4089416	C	**2 749.–**
32/170-0.37/4	IE2	DN 32	260	0.37	30	4089417	L	**3 267.–**
65/125-1,1/4	IE3	DN 65	370	1.10	44	2121276	C	**3 827.–**
65/140-1,1/4	IE3	DN 65	400	1.10	44	2121277	C	**3 897.–**
65/160-1,1/4	IE3	DN 65	400	1.10	44	2121278	C	**3 964.–**
80/140-1,1/4	IE3	DN 80	430	1.10	46	2121279	C	**4 290.–**
80/160-1,1/4	IE3	DN 80	430	1.10	59	2121280	C	**4 454.–**

🚚 = ready for delivery, L = supply availability, C = approx. 2 weeks, K = approx. 4 weeks, A = on request, 📞 = please contact Wilo
Subject to change – all prices do not include VAT. Our General Terms of Delivery and Service apply (see www.wilo.com/legal) – valid from 01/01/2019 in Germany.



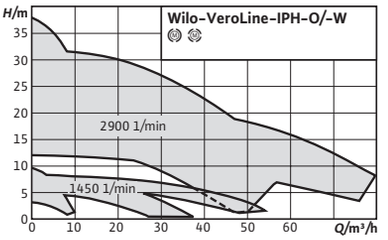

Accessories **Page**
Motor protection 187

Wilo-VeroLine-IPH-O

Design type
Glanded pump in in-line design with flange connection

Application
For pumping heat transfer oil in closed industrial circulation systems

Scope of delivery
- → Pump
- → Installation and operating instructions
- → Prewelding counter flanges
- → Flange seals

Special features/product advantages
- → Self-cooled mechanical seal, independent of direction of rotation
- → Great variety of applications due to a wide fluid temperature range without additional wearing parts

Notice
- → Motors with energy efficiency class IE3 for rated motor powers ≥ 0.75 kW

Price group: PG3

Ordering information (2-pole types)

VeroLine-IPH-O	Motor efficiency class	Nominal flange diameter	Rated power	Net weight, approx.	Art. no.		
Type			P_2 kW	m kg		🚚	EUR
20/160-1,1/2	IE3	DN 20	1.10	33	2121295	C	**3 217.–**
32/125-0,75/2	IE3	DN 32	0.75	26	2121296	L	**3 308.–**
32/170-2,2/2	IE3	DN 32	2.20	42	2121297	L	**3 540.–**
65/110-2,2/2	IE3	DN 65	2.20	54	2121298	C	**4 098.–**
65/125-2,2/2	IE3	DN 65	2.20	54	2121299	C	**4 098.–**
65/140-4/2	IE3	DN 65	4.00	72	2121300	C	**4 925.–**
65/160-4/2	IE3	DN 65	4.00	72	2121301	C	**4 925.–**
80/110-2,2/2	IE3	DN 80	2.20	56	2121302	C	**4 374.–**
80/140-4/2	IE3	DN 80	4.00	80	2121303	C	**5 399.–**

🚚 = ready for delivery, L = supply availability, C = approx. 2 weeks, K = approx. 4 weeks, A = on request, 📞 = please contact Wilo
Subject to change – all prices do not include VAT. Our General Terms of Delivery and Service apply (see www.wilo.com/legal) – valid from 01/01/2019 in Germany.

Price group: PG3

Ordering information (4-pole types)

VeroLine-IPH-O	Motor efficiency class	Nominal flange diameter	Rated power	Net weight, approx.	Art. no.		
Type			P_2 kW	m kg			EUR
20/160-0.37/4	IE2	DN 20	0.37	28	4089398	C	**3 107.–**
32/125-0.18/4	IE2	DN 32	0.18	23	4089399	C	**2 808.–**
32/170-0.37/4	IE2	DN 32	0.37	30	4089400	C	**3 343.–**
65/125-1,1/4	IE3	DN 65	1.10	44	2121290	C	**3 914.–**
65/140-1,1/4	IE3	DN 65	1.10	44	2121291	C	**3 988.–**
65/160-1,1/4	IE3	DN 65	1.10	44	2121292	C	**4 051.–**
80/140-1,1/4	IE3	DN 80	1.10	46	2121293	C	**4 389.–**
80/160-1,1/4	IE3	DN 80	1.10	59	2121294	C	**4 554.–**

= ready for delivery, L = supply availability, C = approx. 2 weeks, K = approx. 4 weeks, A = on request, = please contact Wilo
Subject to change – all prices do not include VAT. Our General Terms of Delivery and Service apply (see www.wilo.com/legal) – valid from 01/01/2019 in Germany.



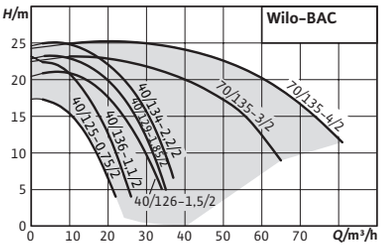

Wilo-BAC

Design type
Glanded pump in block design with screwed connection or Victaulic connection.

Application
For pumping of cooling water, cold water, water-glycol mixtures and other fluids without abrasive substances.

Scope of delivery
- → Pump
- → Installation and operating instructions

Special features/product advantages
- → Reduced life-cycle costs through optimised efficiency levels
- → Pump housing in plastic design
- → Version with Victaulic or threaded connection (BAC 70/135... with Victaulic connection only)

General notes – ErP (Ecodesign) Directive
The minimum efficiency index, MEI, of the pump series is ≥0.4. For detailed information on the MEI values of the individual pump types, see: Wilo Online Catalogue, available at www.wilo.com

Price group: PG3

Ordering information with screwed connection

BAC	Rated power	Net weight, approx.	Art. no.		
Type	P_2 kW	m kg			EUR
40/125-0.75/2-DM/S-2	0.75	13	**4213186**	C	**647.–**
40/126-1.5/2-DM/S-2	1.50	14	**4213188**	C	**726.–**
40/134-2.2/2-DM/S-2	2.20	21	**4213190**	C	**769.–**
40/136-1.1/2-DM/S-2	1.10	14	**4213187**	C	**667.–**

Price group: PG3

Ordering information with Victaulic connection

BAC	Rated power	Net weight, approx.	Art. no.		
Type	P_2 kW	m kg			EUR
40/125-0.75/2-DM/R-2	0.75	13	**4213181**	C	**628.–**
40/126-1.5/2-DM/R-2	1.50	14	**4213183**	C	**707.–**
40/134-2.2/2-DM/R-2	2.20	21	**4213185**	C	**749.–**
40/136-1.1/2-DM/R-2	1.10	14	**4213182**	C	**649.–**
70/135-3/2-DM/R-2	3.00	32	**4213201**	C	**1 033.–**
70/135-4/2-DM/R-2	4.00	38	**4213202**	C	**1 096.–**

= ready for delivery, L = supply availability, C = approx. 2 weeks, K = approx. 4 weeks, A = on request, = please contact Wilo
Subject to change – all prices do not include VAT. Our General Terms of Delivery and Service apply (see www.wilo.com/legal) – valid from 01/01/2019 in Germany.

BAC



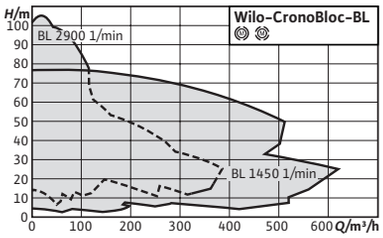

Accessories	Page
Wall fixation/installation on a base	149
Motor protection	187
Pump control CC-HVAC	160
Pump control SC/FC-HVAC	170

Wilo-CronoBloc-BL

Design type
Glanded pump in block design with flange connection

Application
For pumping heating water (in accordance with VDI 2035), water-glycol mixtures, cooling water and cold water without abrasive substances in heating, cold water and cooling water systems.

Scope of delivery
- → Pump
- → Installation and operating instructions

Options
- → ...-L1 variant with bronze impeller (at additional charge)
- → ...-L4 variant with stainless steel impeller (at additional charge)
- → ...-H1 variant with housing made of spheroidal cast iron (at additional charge)
- → ...-P6 variant with “back pull-out design and cartridge mechanical seal (at additional charge)
- → Other voltages and frequencies as well as ATEX approval on request

Special features/product advantages
- → Energy-efficient due to state-of-the-art pump hydraulics and the use of IE3 motors
- → Cataphoretic coating of all cast components for high corrosion resistance and a long service life.
- → Universal use in diverse applications thanks to different impeller materials, several motor options as well as different mechanical seals
- → Easy installation due to standard pump support feet and optional supporting blocks
- → Easy maintenance and user-friendly design with optional “back pull-out” design and cartridge mechanical seal for large pump types

Notice
Motors with efficiency class IE3 for motors ≥ 0.75 kW.

General notes – ErP (Ecodesign) Directive
The minimum efficiency index, MEI, of the pump series is ≥0.4. For detailed information on the MEI values of the individual pump types, see: Wilo Online Catalogue, available at www.wilo.com

Price group: PG3

Ordering information (2-pole types)							Additional charge				
CronoBloc-BL	Motor efficiency class	Rated power	Net weight, approx.	Art. no.				Red brass impeller (L1 version)		Spheroidal cast iron housing (H1 version)	GRD group
Type		P_2 kW	m kg			EUR		EUR		EUR	
32/85-1,1/2	IE3	1.10	45	**9126730**	A	**1 534.–**	A	**321.–**	A	✆	–
32/95-1,5/2	IE3	1.50	53	**9126729**	A	**1 672.–**	A	**321.–**	A	✆	–

= ready for delivery, L = supply availability, C = approx. 2 weeks, K = approx. 4 weeks, A = on request, ✆ = please contact Wilo
Subject to change – all prices do not include VAT. Our General Terms of Delivery and Service apply (see www.wilo.com/legal) – valid from 01/01/2019 in Germany.

Price group: PG3

Ordering information (2-pole types)							Additional charge					
CronoBloc-BL	Motor efficiency class	Rated power	Net weight, approx.	Art. no.				Red brass impeller (L1 version)		Spheroidal cast iron housing (H1 version)	GRD group
Type		P_2 kW	m kg			EUR		EUR		EUR	
32/105-2,2/2	IE3	2.20	56	**9126728**	A	**1 765.–**	A	**321.–**	A	✆	–
32/115-3/2	IE3	3.00	60	**9126727**	A	**1 905.–**	A	**321.–**	A	✆	–
32/125-4/2	IE3	4.00	67	**9126726**	A	**2 099.–**	A	**321.–**	A	✆	–
32/140-2,2/2	IE3	2.20	56	2121125	L	**1 660.–**	A	**338.–**	A	**427.–**	4
32/150-3/2	IE3	3.00	60	2121126	L	**1 691.–**	A	**338.–**	A	**440.–**	4
32/160-4/2	IE3	4.00	68	2121127	L	**1 947.–**	A	**338.–**	A	**440.–**	4
32/170-5,5/2	IE3	5.50	89	2121128	L	**2 459.–**	A	**338.–**	A	**543.–**	4
32/210-7,5/2	IE3	7.50	100	2121129	L	**2 943.–**	A	**369.–**	A	**543.–**	5
32/220-11/2	IE3	11.00	149	2121130	C	**3 394.–**	A	**369.–**	A	**543.–**	5
32/230.1-5,5/2	IE3	5.50	118	**9126724**	A	**2 487.–**	A	**321.–**	A	✆	–
32/240.1-7,5/2	IE3	7.50	121	**9126723**	A	**3 025.–**	A	**321.–**	A	✆	–
32/250.1-11/2	IE3	11.00	165	**9126721**	A	**3 430.–**	A	**321.–**	A	✆	–
40/110-1,5/2	IE3	1.50	50	2121131	L	**1 639.–**	A	**338.–**	A	**446.–**	4
40/120-2,2/2	IE3	2.20	52	2121132	L	**1 660.–**	A	**338.–**	A	**446.–**	4
40/130-3/2	IE3	3.00	54	2121133	L	**1 917.–**	A	**338.–**	A	**446.–**	4
40/140-3/2	IE3	3.00	57	2121134	L	**1 917.–**	A	**338.–**	A	**446.–**	4
40/140-4/2	IE3	4.00	65	2121135	L	**2 048.–**	A	**338.–**	A	**446.–**	4
40/160-5,5/2	IE3	5.50	91	2121136	L	**2 494.–**	A	**376.–**	A	**594.–**	5
40/170-5,5/2	IE3	5.50	91	2121137	C	**2 494.–**	A	**376.–**	A	**594.–**	5
40/170-7,5/2	IE3	7.50	94	2121138	L	**2 776.–**	A	**376.–**	A	**594.–**	5
40/180-7,5/2	IE3	7.50	104	2121139	L	**3 341.–**	A	**412.–**	A	**754.–**	5
40/210-11/2	IE3	11.00	152	2121140	L	**3 529.–**	A	**412.–**	A	**754.–**	5
40/220-11/2	IE3	11.00	152	2121141	C	**3 529.–**	A	**412.–**	A	**754.–**	5
40/220-15/2	IE3	15.00	172	2121142	C	**3 958.–**	A	**412.–**	A	**754.–**	5
40/230-15/2	IE3	15.00	184	2142015	C	**4 071.–**	A	**619.–**	A	✆	6
40/230-18,5/2	IE3	18.50	201	2142016	C	**4 334.–**	A	**619.–**	A	✆	6
40/240-18,5/2	IE3	18.50	201	2142017	C	**4 334.–**	A	**619.–**	A	✆	6
40/240-22/2	IE3	22.00	288	2142018	C	**5 325.–**	A	**619.–**	A	✆	6
40/245-22/2	IE3	22.00	288	2142019	C	**5 325.–**	A	**619.–**	A	✆	6
40/245-30/2	IE3	30.00	343	2142020	C	**7 204.–**	A	**619.–**	A	✆	6
40/260-22/2	IE3	22.00	288	2142021	C	**5 325.–**	A	**619.–**	A	✆	6
40/260-30/2	IE3	30.00	343	2142022	C	**7 204.–**	A	**619.–**	A	✆	6
50/110-3/2	IE3	3.00	60	2121146	L	**1 935.–**	A	**376.–**	A	**391.–**	4
50/120-3/2	IE3	3.00	60	2121147	C	**1 935.–**	A	**376.–**	A	**391.–**	4
50/120-4/2	IE3	4.00	68	2121148	L	**2 090.–**	A	**376.–**	A	**391.–**	4
50/130-5,5/2	IE3	5.50	86	2121149	L	**2 459.–**	A	**376.–**	A	**391.–**	5
50/140-5,5/2	IE3	5.50	86	2121150	C	**2 459.–**	A	**376.–**	A	**391.–**	5
50/140-7,5/2	IE3	7.50	89	2121151	L	**2 819.–**	A	**376.–**	A	**391.–**	5
50/150-5,5/2	IE3	5.50	94	2121152	C	**2 505.–**	A	**600.–**	A	**628.–**	5
50/150-7,5/2	IE3	7.50	97	2121153	L	**2 922.–**	A	**600.–**	A	**628.–**	5
50/170-11/2	IE3	11.00	137	2121154	L	**3 341.–**	A	**600.–**	A	**628.–**	5
50/200-11/2	IE3	11.00	154	2121155	C	**3 624.–**	A	**647.–**	A	**804.–**	6
50/200-15/2	IE3	15.00	173	2121156	L	**4 071.–**	A	**647.–**	A	**804.–**	6

🚚 = ready for delivery, L = supply availability, C = approx. 2 weeks, K = approx. 4 weeks, A = on request, ✆ = please contact Wilo
Subject to change – all prices do not include VAT. Our General Terms of Delivery and Service apply (see www.wilo.com/legal) – valid from 01/01/2019 in Germany.

Price group: PG3

Ordering information (2-pole types)							Additional charge				
CronoBloc-BL	Motor efficiency class	Rated power	Net weight, approx.	Art. no.				Red brass impeller (L1 version)		Spheroidal cast iron housing (H1 version)	GRD group
Type		P_2 kW	m kg			EUR		EUR		EUR	
50/210-15/2	IE3	15.00	173	2121157	C	**4 071.–**	A	**647.–**	A	**804.–**	6
50/210-18,5/2	IE3	18.50	190	2121158	L	**4 542.–**	A	**647.–**	A	**804.–**	6
50/220-18,5/2	IE3	18.50	190	2121159	C	**4 542.–**	A	**647.–**	A	**804.–**	6
50/220-22/2	IE3	22.00	278	2121160	C	**5 325.–**	A	**647.–**	A	**804.–**	6
50/240-30/2	IE3	30.00	342	2121161	C	**8 351.–**	A	**654.–**	A	✆	6
50/260-30/2	IE3	30.00	342	2121162	C	**8 351.–**	A	**654.–**	A	✆	6
50/260-37/2	IE3	37.00	372	2121163	C	**8 560.–**	A	**654.–**	A	✆	6
65/120-4/2	IE3	4.00	73	2121164	L	**2 254.–**	A	**600.–**	A	**446.–**	4
65/130-5,5/2	IE3	5.50	91	2121165	L	**2 662.–**	A	**600.–**	A	**446.–**	5
65/140-7,5/2	IE3	7.50	94	2121166	L	**3 028.–**	A	**600.–**	A	**446.–**	5
65/160-11/2	IE3	11.00	143	2121167	L	**3 863.–**	A	**620.–**	A	**657.–**	5
65/170-11/2	IE3	11.00	143	2121168	C	**3 863.–**	A	**620.–**	A	**657.–**	5
65/170-15/2	IE3	15.00	162	2121169	L	**4 125.–**	A	**620.–**	A	**657.–**	5
65/190-15/2	IE3	15.00	179	2121170	C	**4 145.–**	A	**679.–**	A	**770.–**	6
65/190-18,5/2	IE3	18.50	196	2121171	L	**4 593.–**	A	**679.–**	A	**770.–**	6
65/210-18,5/2	IE3	18.50	196	2121172	C	**4 593.–**	A	**679.–**	A	**770.–**	6
65/210-22/2	IE3	22.00	287	2121173	C	**5 378.–**	A	**679.–**	A	**770.–**	6
65/220-30/2	IE3	30.00	332	2121174	L	**7 098.–**	A	**679.–**	A	**770.–**	6
80/145-11/2	IE3	11.00	158	2121175	L	**4 593.–**	A	**699.–**	A	**827.–**	6
80/150-15/2	IE3	15.00	177	2121176	L	**5 065.–**	A	**699.–**	A	**827.–**	6
80/160-15/2	IE3	15.00	177	2121177	C	**5 065.–**	A	**699.–**	A	**827.–**	6
80/160-18,5/2	IE3	18.50	194	2121178	L	**6 056.–**	A	**699.–**	A	**827.–**	6
80/165-22/2	IE3	22.00	282	2121179	L	**6 994.–**	A	**699.–**	A	**827.–**	6
80/170-30/2	IE3	30.00	327	2121180	L	**7 517.–**	A	**699.–**	A	**827.–**	6
80/200-30/2	IE3	30.00	345	2121181	L	**7 620.–**	A	**742.–**	A	**897.–**	6
80/210-30/2	IE3	30.00	345	2121182	C	**7 620.–**	A	**742.–**	A	**897.–**	6
80/210-37/2	IE3	37.00	375	2121183	L	**8 144.–**	A	**742.–**	A	**897.–**	6
100/145-15/2	IE3	15.00	185	2121184	L	**5 168.–**	A	**780.–**	A	✆	6
100/150-18,5/2	IE3	18.50	202	2121185	C	**6 160.–**	A	**780.–**	A	✆	6
100/160-22/2	IE3	22.00	290	2121186	L	**7 098.–**	A	**780.–**	A	✆	6
100/160-30/2	IE3	30.00	357	**9139904**	A	**7 647.–**	A	**780.–**	A	✆	–
100/165-30/2	IE3	30.00	335	2121187	C	**7 726.–**	A	**780.–**	A	✆	6
100/170-37/2	IE3	37.00	365	2121188	C	**9 396.–**	A	**780.–**	A	✆	6
100/175-37/2	IE3	37.00	385	**9139903**	A	**9 296.–**	A	**780.–**	A	✆	–
100/180-45/2	IE3	45.00	429	**9139902**	A	**9 883.–**	A	**780.–**	A	✆	–
100/190-55/2	IE3	55.00	483	**9139901**	A	**11 513.–**	A	**780.–**	A	✆	–
100/200-75/2	IE3	75.00	633	**9139900**	A	**13 844.–**	A	**780.–**	A	✆	–
100/210-55/2	IE3	55.00	527	**9139910**	A	**11 721.–**	A	**823.–**	A	✆	–
100/220-75/2	IE3	75.00	675	**9139909**	A	**14 199.–**	A	**823.–**	A	✆	–
100/230-90/2	IE3	90.00	650	**9139908**	A	**15 974.–**	A	**823.–**	A	✆	–
100/240-110/2	IE3	110.00	1080	**9139907**	A	**19 502.–**	A	**823.–**	A	✆	–
100/250-132/2	IE3	132.00	1131	**9139906**	A	**22 849.–**	A	**823.–**	A	✆	–
125/170-45/2	IE3	45.00	449	**9139914**	A	**9 623.–**	A	**855.–**	A	✆	–

🚚 = ready for delivery, L = supply availability, C = approx. 2 weeks, K = approx. 4 weeks, A = on request, ✆ = please contact Wilo
Subject to change – all prices do not include VAT. Our General Terms of Delivery and Service apply (see www.wilo.com/legal) – valid from 01/01/2019 in Germany.

Price group: PG3

Ordering information (2-pole types)							Additional charge					
CronoBloc-BL	Motor efficiency class	Rated power	Net weight, approx.	Art. no.				Red brass impeller (L1 version)		Spheroidal cast iron housing (H1 version)	GRD group
Type		P_2 kW	m kg			EUR		EUR		EUR	
125/180-55/2	IE3	55.00	501	**9139913**	A	**11 895.–**	A	**855.–**	A	✆	–
125/190-75/2	IE3	75.00	651	**9139912**	A	**13 717.–**	A	**855.–**	A	✆	–
125/200-90/2	IE3	90.00	651	**9139911**	A	**15 383.–**	A	**855.–**	A	✆	–
125/210-75/2	IE3	75.00	691	**2160705**	A	**13 830.–**	A	**931.–**	A	✆	–
125/220-90/2	IE3	90.00	690	**2160704**	A	**15 671.–**	A	**931.–**	A	✆	–
125/230-110/2	IE3	110.00	1095	**2160703**	A	**19 189.–**	A	**931.–**	A	✆	–
125/240-132/2	IE3	132.00	1145	**2160702**	A	**22 359.–**	A	**931.–**	A	✆	–
125/250-160/2	IE3	160.00	1193	**2160701**	A	**27 383.–**	A	**931.–**	A	✆	–
150/180-75/2	IE3	75.00	680	**9139923**	A	**16 031.–**	A	**1 025.–**	A	✆	–
150/190-90/2	IE3	90.00	680	**9139922**	A	**17 795.–**	A	**1 025.–**	A	✆	–
150/200-110/2	IE3	110.00	1134	**9139921**	A	**21 211.–**	A	**1 025.–**	A	✆	–
150/210-90/2	IE3	90.00	699	**2151513**	A	**23 093.–**	A	**1 126.–**	A	✆	–
150/220-110/2	IE3	110.00	1151	**2151512**	A	**24 629.–**	A	**1 126.–**	A	✆	–
150/230-132/2	IE3	132.00	1202	**2151511**	A	**30 031.–**	A	**1 126.–**	A	✆	–
150/240-160/2	IE3	160.00	1224	**2151510**	A	**32 763.–**	A	**1 126.–**	A	✆	–
150/250-200/2	IE3	200.00	1499	**2151509**	A	**34 137.–**	A	**1 126.–**	A	✆	–

Price group: PG3

Ordering information (4-pole types)							Additional charge					
CronoBloc-BL	Motor efficiency class	Rated power	Net weight, approx.	Art. no.				Red brass impeller (L1 version)		Spheroidal cast iron housing (H1 version)	GRD group
Type		P_2 kW	m kg			EUR		EUR		EUR	
32/105-0,25/4	IE3	0.25	36	**9126708**	A	**1 179.–**	A	**321.–**	A	✆	–
32/115-0,37/4	IE3	0.37	36	**9126707**	A	**1 179.–**	A	**321.–**	A	✆	–
32/125-0,55/4	IE3	0.55	40	**9126706**	A	**1 380.–**	A	**321.–**	A	✆	–
32/150-0,37/4	IE2	0.37	37	2089367	A	**1 229.–**	A	**338.–**	A	**397.–**	4
32/160-0,55/4	IE2	0.55	41	2089365	A	**1 465.–**	A	**338.–**	A	**397.–**	4
32/170-0,75/4	IE3	0.75	44	2121071	C	**1 577.–**	A	**338.–**	A	**397.–**	4
32/210-1,1/4	IE3	1.10	56	2121072	L	**1 536.–**	A	**369.–**	A	**720.–**	4
32/220-1,5/4	IE3	1.50	60	2121073	L	**1 721.–**	A	**369.–**	A	**720.–**	4
32/220.1-0,55/4	IE3	0.55	67	**9126704**	A	**1 490.–**	A	**487.–**	A	✆	–
32/230.1-0,75/4	IE3	0.75	71	**9126703**	A	**1 607.–**	A	**487.–**	A	✆	–
32/240.1-1,1/4	IE3	1.10	78	**9126702**	A	**1 737.–**	A	**487.–**	A	✆	–
32/250.1-1,5/4	IE3	1.50	80	**9126701**	A	**2 093.–**	A	**487.–**	A	✆	–
40/95-0,25/4	IE3	0.25	38	**9126714**	A	**1 519.–**	A	**321.–**	A	✆	–
40/105-0,37/4	IE3	0.37	39	**9126713**	A	**1 598.–**	A	**321.–**	A	✆	–
40/115-0,55/4	IE3	0.55	43	**9126712**	A	**1 598.–**	A	**321.–**	A	✆	–
40/125-0,75/4	IE3	0.75	46	**9126711**	A	**1 652.–**	A	**321.–**	A	✆	–
40/150-0,55/4	IE2	0.55	43	2089384	A	**1 599.–**	A	**376.–**	A	**451.–**	4
40/160-0,75/4	IE3	0.75	46	2121074	C	**1 649.–**	A	**376.–**	A	**451.–**	4
40/170-1,1/4	IE3	1.10	54	2121075	C	**1 700.–**	A	**376.–**	A	**451.–**	4
40/210-1,5/4	IE3	1.50	67	2121076	L	**1 731.–**	A	**412.–**	A	**897.–**	4

🚚 = ready for delivery, L = supply availability, C = approx. 2 weeks, K = approx. 4 weeks, A = on request, ✆ = please contact Wilo
Subject to change – all prices do not include VAT. Our General Terms of Delivery and Service apply (see www.wilo.com/legal) – valid from 01/01/2019 in Germany.

Price group: PG3

Ordering information (4-pole types)							Additional charge				
CronoBloc-BL	Motor efficiency class	Rated power	Net weight, approx.	Art. no.				Red brass impeller (L1 version)		Spheroidal cast iron housing (H1 version)	GRD group
Type		P_2 kW	m kg			EUR		EUR		EUR	
40/220-2,2/4	IE3	2.20	76	2121077	L	**1 999.–**	A	**412.–**	A	**897.–**	4
40/225-2,2/4	IE2	2.20	82	2130737	A	✆	A	✆	A	✆	5
40/225-2,2/4	IE3	2.20	86	2142010	C	**2 019.–**	A	**619.–**	A	✆	5
40/240-2,2/4	IE2	2.20	82	2130736	A	✆	A	✆	A	✆	5
40/240-2,2/4	IE3	2.20	86	2142011	C	**2 019.–**	A	**619.–**	A	✆	5
40/240-3/4	IE3	3.00	94	2142012	L	**2 111.–**	A	**619.–**	A	✆	5
40/265-3/4	IE3	3.00	94	2142013	C	**2 111.–**	A	**619.–**	A	✆	5
40/265-4/4	IE3	4.00	101	2142014	C	**2 254.–**	A	**619.–**	A	✆	5
50/95-0,37/4	IE3	0.37	41	**9126719**	A	**1 490.–**	A	**426.–**	A	✆	–
50/105-0,55/4	IE3	0.55	45	**9126718**	A	**1 617.–**	A	**426.–**	A	✆	–
50/115-0,75/4	IE3	0.75	48	**9126717**	A	**1 660.–**	A	**426.–**	A	✆	–
50/125-1,1/4	IE3	1.10	56	**9126716**	A	**1 677.–**	A	**426.–**	A	✆	–
50/160-1,1/4	IE3	1.10	58	2121081	L	**1 712.–**	A	**600.–**	A	**486.–**	4
50/170-1,1/4	IE3	1.10	58	2121082	C	**1 712.–**	A	**600.–**	A	**486.–**	4
50/170-1,5/4	IE3	1.50	60	2121083	C	**1 741.–**	A	**600.–**	A	**486.–**	4
50/200-2,2/4	IE3	2.20	75	2121084	L	**1 630.–**	A	**647.–**	A	**732.–**	5
50/220-2,2/4	IE3	2.20	75	2121085	C	**1 835.–**	A	**647.–**	A	**732.–**	5
50/220-3/4	IE3	3.00	83	2121086	L	**2 131.–**	A	**647.–**	A	**732.–**	5
50/250-3/4	IE3	3.00	89	2121087	C	**2 152.–**	A	**660.–**	A	✆	5
50/250-4/4	IE3	4.00	96	2121088	C	**2 315.–**	A	**660.–**	A	✆	5
50/270-5,5/4	IE3	5.50	137	2121089	C	**3 176.–**	A	**660.–**	A	✆	5
65/105-0,55/4	IE3	0.55	50	**9132649**	A	**1 565.–**	A	**443.–**	A	✆	12
65/115-0,75/4	IE3	0.75	53	**9132648**	A	**1 641.–**	A	**443.–**	A	✆	12
65/125-1,1/4	IE3	1.10	61	**9132647**	A	**1 727.–**	A	**443.–**	A	✆	12
65/150-1,1/4	IE3	1.10	64	2121090	L	**1 721.–**	A	**620.–**	A	**514.–**	4
65/160-1,5/4	IE3	1.50	66	2121091	L	**1 773.–**	A	**620.–**	A	**514.–**	4
65/170-2,2/4	IE3	2.20	76	2121092	L	**1 835.–**	A	**620.–**	A	**514.–**	4
65/210-3/4	IE3	3.00	89	2121093	L	**2 662.–**	A	**679.–**	A	**697.–**	5
65/220-4/4	IE3	4.00	96	2121094	L	**2 756.–**	A	**679.–**	A	**697.–**	5
65/240-5,5/4	IE2	5.50	124	2130739	A	✆	A	✆	A	✆	5
65/240-5,5/4	IE3	5.50	152	2142023	L	**3 299.–**	A	**734.–**	A	✆	5
65/265-5,5/4	IE3	5.50	152	2142024	C	**3 361.–**	A	**734.–**	A	✆	5
65/265-7,5/4	IE3	7.50	161	2142025	C	**3 529.–**	A	**734.–**	A	✆	5
80/150-1,5/4	IE3	1.50	77	2121096	C	**2 161.–**	A	**699.–**	A	**674.–**	5
80/160-2,2/4	IE3	2.20	85	2121097	L	**2 305.–**	A	**699.–**	A	**674.–**	5
80/170-3/4	IE3	3.00	95	2121098	L	**2 662.–**	A	**699.–**	A	**674.–**	5
80/200-3/4	IE3	3.00	99	2121099	C	**2 171.–**	A	**770.–**	A	**727.–**	5
80/200-4/4	IE3	4.00	106	2121100	L	**2 838.–**	A	**770.–**	A	**727.–**	5
80/220-5,5/4	IE3	5.50	144	2121101	L	**3 239.–**	A	**770.–**	A	**727.–**	5
80/250-5,5/4	IE3	5.50	155	2121102	C	**3 422.–**	A	**792.–**	A	✆	5
80/250-7,5/4	IE3	7.50	164	2121103	L	**3 539.–**	A	**792.–**	A	✆	5
80/270-11/4	IE3	11.00	191	2121104	L	**3 571.–**	A	**792.–**	A	✆	6
100/145-1,5/4	IE3	1.50	85	2121105	C	**2 284.–**	A	**780.–**	A	✆	5

🚚 = ready for delivery, L = supply availability, C = approx. 2 weeks, K = approx. 4 weeks, A = on request, ✆ = please contact Wilo
Subject to change – all prices do not include VAT. Our General Terms of Delivery and Service apply (see www.wilo.com/legal) – valid from 01/01/2019 in Germany.

Price group: PG3

Ordering information (4-pole types)							Additional charge					
CronoBloc-BL	Motor efficiency class	Rated power	Net weight, approx.	Art. no.				Red brass impeller (L1 version)		Spheroidal cast iron housing (H1 version)	GRD group
Type		P_2 kW	m kg			EUR		EUR		EUR	
100/150-2,2/4	IE3	2.20	95	2121106	C	**2 551.–**	A	**780.–**	A	✆	5
100/160-3/4	IE3	3.00	103	2121107	C	**2 695.–**	A	**780.–**	A	✆	5
100/170-4/4	IE3	4.00	110	2121108	C	**2 920.–**	A	**780.–**	A	✆	5
100/180-4/4	IE3	4.00	110	2121109	C	**2 990.–**	A	**780.–**	A	✆	5
100/200-5,5/4	IE3	5.50	150	2121110	L	**3 586.–**	A	**780.–**	A	✆	5
100/220-5,5/4	IE3	5.50	150	2121111	C	**3 586.–**	A	**780.–**	A	✆	5
100/220-7,5/4	IE3	7.50	159	2121112	L	**3 842.–**	A	**780.–**	A	✆	5
100/250-11/4	IE3	11.00	205	2121113	L	**4 802.–**	A	**823.–**	A	✆	6
100/270-15/4	IE3	15.00	228	2121114	L	**6 117.–**	A	**823.–**	A	✆	6
100/305-18,5/4	IE3	18.50	332	2142026	C	**6 347.–**	A	**1 069.–**	A	✆	7
100/315-18,5/4	IE3	18.50	332	2142027	C	**6 347.–**	A	**1 069.–**	A	✆	7
100/315-22/4	IE3	22.00	355	2142028	C	**6 681.–**	A	**1 069.–**	A	✆	7
100/330-22/4	IE3	22.00	355	2142029	C	**6 681.–**	A	**1 069.–**	A	✆	7
100/330-30/4	IE3	30.00	421	2142030	C	**7 098.–**	A	**1 069.–**	A	✆	7
100/345-22/4	IE3	22.00	355	2142031	C	**6 681.–**	A	**1 069.–**	A	✆	7
100/345-30/4	IE3	30.00	421	2142032	C	**7 098.–**	A	**1 069.–**	A	✆	7
125/185-5,5/4	IE3	5.50	185	2142033	C	**3 811.–**	A	**852.–**	A	✆	5
125/210-7,5/4	IE3	7.50	194	2142034	L	**4 238.–**	A	**852.–**	A	✆	5
125/225-11/4	IE3	11.00	221	2142035	L	**5 126.–**	A	**852.–**	A	✆	6
125/245-15/4	IE3	15.00	267	2142036	L	**5 648.–**	A	**931.–**	A	✆	7
125/265-15/4	IE3	15.00	267	2142037	C	**5 648.–**	A	**931.–**	A	✆	7
125/265-18,5/4	IE3	18.50	328	2142038	K	**6 296.–**	A	**931.–**	A	✆	7
125/272-18,5/4	IE3	18.50	351	2160681	A	**8 144.–**	A	**1 194.–**	A	✆	14
125/275-18,5/4	IE3	18.50	328	2142039	C	**6 296.–**	A	**931.–**	A	✆	7
125/275-22/4	IE3	22.00	351	2142040	L	**7 988.–**	A	**931.–**	A	✆	7
125/285-22/4	IE3	22.00	374	2160680	A	**8 875.–**	A	**1 194.–**	A	✆	14
125/295-30/4	IE3	30.00	433	2160679	A	**10 274.–**	A	**1 194.–**	A	✆	14
125/305-37/4	IE3	37.00	537	**9135340**	A	**10 973.–**	A	**1 194.–**	A	✆	–
125/315-45/4	IE3	45.00	518	**9135339**	A	**12 485.–**	A	**1 194.–**	A	✆	–
125/360-37/4	IE3	37.00	598	**9135345**	A	**11 488.–**	A	**1 435.–**	A	✆	–
125/370-45/4	IE3	45.00	579	**9135343**	A	**13 023.–**	A	**1 435.–**	A	✆	–
125/380-55/4	IE3	55.00	747	**9135341**	A	**15 163.–**	A	**1 435.–**	A	✆	–
125/390-75/4	IE3	75.00	778	**9135344**	A	**17 249.–**	A	**1 435.–**	A	✆	–
125/400-90/4	IE3	90.00	818	**9135342**	A	**18 746.–**	A	**1 435.–**	A	✆	–
150/180-7,5/4	IE3	7.50	222	**9132653**	A	**6 466.–**	A	**1 008.–**	A	✆	13
150/190-11/4	IE3	11.00	244	**9132652**	A	**6 698.–**	A	**1 008.–**	A	✆	13
150/200-15/4	IE3	15.00	267	**9132651**	A	**7 374.–**	A	**1 008.–**	A	✆	13
150/210-11/4	IE3	11.00	259	2151506	A	**6 775.–**	A	**1 126.–**	A	✆	–
150/220-15/4	IE3	15.00	282	2151505	A	**7 567.–**	A	**1 126.–**	A	✆	–
150/230-18,5/4	IE3	18.50	344	2151504	A	**7 733.–**	A	**1 126.–**	A	✆	–
150/250-30/4	IE3	30.00	428	2151502	A	**9 806.–**	A	**1 126.–**	A	✆	–
150/275-22/4	IE3	22.00	397	2160693	A	**9 629.–**	A	**1 222.–**	A	✆	14

🚚 = ready for delivery, L = supply availability, C = approx. 2 weeks, K = approx. 4 weeks, A = on request, ✆ = please contact Wilo
Subject to change – all prices do not include VAT. Our General Terms of Delivery and Service apply (see www.wilo.com/legal) – valid from 01/01/2019 in Germany.

Price group: PG3

Ordering information (4-pole types)												Additional charge				
CronoBloc-BL	Motor efficiency class	Rated power	Net weight, approx.	Art. no.								Red brass impeller (L1 version)		Spheroidal cast iron housing (H1 version)		GRD group
Type		P_2 kW	m kg			EUR		EUR		EUR		EUR				
150/285-30/4	IE3	30.00	457	2160692	A	**11 418.–**	A	**1 222.–**	A	✆		14				
150/295-37/4	IE3	37.00	561	**9135348**	A	**12 478.–**	A	**1 222.–**	A	✆		–				
150/305-45/4	IE3	45.00	542	**9135347**	A	**13 591.–**	A	**1 222.–**	A	✆		–				
150/315-55/4	IE3	55.00	713	**9135346**	A	**15 800.–**	A	**1 222.–**	A	✆		–				

GRD version		
Type	Description	PN_{max}
S7	Cooling/air-conditioning: Glycol 20% to 50%, -20°C to +120°C Cold and hot water (in accordance with VDI 2035)	25
S8	Heat transfer oil, -20°C to +120°C	25
S11	Cooling/air-conditioning: Glycol 20% to 50%, -20°C to +140°C	25
S12	Heat transfer oil, -20°C to +140°C	25

Price group: PG3

Ordering information (2-pole types) PN25 versions								
CronoBloc-BL		-S7		-S8		-S11		-S12
Type		EUR		EUR		EUR		EUR
32/140-2,2/2-P4-...	A	**2 315.–**	A	**2 322.–**	A	**3 337.–**	A	**3 385.–**
32/150-3/2-P4-...	A	**2 346.–**	A	**2 353.–**	A	**3 368.–**	A	**3 416.–**
32/160-4/2-P4-...	A	**2 602.–**	A	**2 609.–**	A	**3 624.–**	A	**3 672.–**
32/170-5,5/2-P4-...	A	**3 194.–**	A	**3 215.–**	A	**4 220.–**	A	**4 267.–**
32/210-7,5/2-P4-...	A	**3 714.–**	A	**3 723.–**	A	**4 756.–**	A	**4 806.–**
32/220-11/2-P4-...	A	**4 165.–**	A	**4 174.–**	A	**5 207.–**	A	**5 257.–**
40/110-1,5/2-P4-...	A	**2 334.–**	A	**2 348.–**	A	**3 383.–**	A	**3 432.–**
40/120-2,2/2-P4-...	A	**2 355.–**	A	**2 369.–**	A	**3 404.–**	A	**3 453.–**
40/130-3/2-P4-...	A	**2 612.–**	A	**2 626.–**	A	**3 661.–**	A	**3 710.–**
40/140-3/2-P4-...	A	**2 612.–**	A	**2 626.–**	A	**3 661.–**	A	**3 710.–**
40/140-4/2-P4-...	A	**2 743.–**	A	**2 757.–**	A	**3 792.–**	A	**3 841.–**
40/160-5,5/2-P4-...	A	**3 339.–**	A	**3 349.–**	A	**4 381.–**	A	**4 431.–**
40/170-5,5/2-P4-...	A	**3 339.–**	A	**3 349.–**	A	**4 381.–**	A	**4 431.–**
40/170-7,5/2-P4-...	A	**3 621.–**	A	**3 631.–**	A	**4 663.–**	A	**4 713.–**
40/180-7,5/2-P4-...	A	**4 323.–**	A	**4 346.–**	A	**5 380.–**	A	**5 431.–**
40/210-11/2-P4-...	A	**4 511.–**	A	**4 534.–**	A	**5 568.–**	A	**5 584.–**
40/220-11/2-P4-...	A	**4 511.–**	A	**4 534.–**	A	**5 568.–**	A	**5 584.–**
40/220-15/2-P4-...	A	**4 940.–**	A	**4 963.–**	A	**5 997.–**	A	**6 013.–**
40/230-15/2-P4-...	A	✆	A	✆	A	✆	A	✆
40/230-18,5/2-P4-...	A	✆	A	✆	A	✆	A	✆
40/240-18,5/2-P4-...	A	✆	A	✆	A	✆	A	✆
40/240-22/2-P4-...	A	✆	A	✆	A	✆	A	✆
40/245-22/2-P4-...	A	✆	A	✆	A	✆	A	✆
40/245-30/2-P4-...	A	✆	A	✆	A	✆	A	✆
40/260-22/2-P4-...	A	✆	A	✆	A	✆	A	✆
40/260-30/2-P4-...	A	✆	A	✆	A	✆	A	✆
50/110-3/2-P4-...	A	**2 535.–**	A	**2 542.–**	A	**3 556.–**	A	**3 603.–**

= ready for delivery, L = supply availability, C = approx. 2 weeks, K = approx. 4 weeks, A = on request, ✆ = please contact Wilo
Subject to change – all prices do not include VAT. Our General Terms of Delivery and Service apply (see www.wilo.com/legal) – valid from 01/01/2019 in Germany.

Price group: PG3

Ordering information (2-pole types) PN25 versions

CronoBloc-BL		-S7		-S8		-S11		-S12
Type		EUR		EUR		EUR		EUR
50/120-3/2-P4-...	A	**2 535.–**	A	**2 542.–**	A	**3 556.–**	A	**3 603.–**
50/120-4/2-P4-...	A	**2 690.–**	A	**2 697.–**	A	**3 711.–**	A	**3 758.–**
50/130-5,5/2-P4-...	A	**3 083.–**	A	**3 095.–**	A	**4 130.–**	A	**4 178.–**
50/140-5,5/2-P4-...	A	**3 083.–**	A	**3 095.–**	A	**4 130.–**	A	**4 178.–**
50/140-7,5/2-P4-...	A	**3 443.–**	A	**3 455.–**	A	**4 490.–**	A	**4 538.–**
50/150-5,5/2-P4-...	A	**3 351.–**	A	**3 363.–**	A	**4 399.–**	A	**4 449.–**
50/150-7,5/2-P4-...	A	**3 768.–**	A	**3 780.–**	A	**4 816.–**	A	**4 866.–**
50/170-11/2-P4-...	A	**4 187.–**	A	**4 199.–**	A	**5 235.–**	A	**5 285.–**
50/200-11/2-P4-...	A	**4 660.–**	A	**4 706.–**	A	**5 852.–**	A	**5 907.–**
50/200-15/2-P4-...	A	**5 107.–**	A	**5 153.–**	A	**6 299.–**	A	**6 354.–**
50/210-15/2-P4-...	A	**5 107.–**	A	**5 153.–**	A	**6 299.–**	A	**6 354.–**
50/210-18,5/2-P4-...	A	**5 578.–**	A	**5 624.–**	A	**6 770.–**	A	**6 825.–**
50/220-18,5/2-P4-...	A	**5 578.–**	A	**5 624.–**	A	**6 770.–**	A	**6 825.–**
50/220-22/2-P4-...	A	**6 361.–**	A	**6 407.–**	A	**7 553.–**	A	**7 608.–**
50/240-30/2-P4-...	A	✆	A	✆	A	✆	A	✆
50/260-30/2-P4-...	A	✆	A	✆	A	✆	A	✆
50/260-37/2-P4-...	A	✆	A	✆	A	✆	A	✆
65/120-4/2-P4-...	A	**2 906.–**	A	**2 915.–**	A	**3 929.–**	A	**3 975.–**
65/130-5,5/2-P4-...	A	**3 341.–**	A	**3 353.–**	A	**4 387.–**	A	**4 435.–**
65/140-7,5/2-P4-...	A	**3 707.–**	A	**3 719.–**	A	**4 753.–**	A	**4 801.–**
65/160-11/2-P4-...	A	**4 721.–**	A	**4 732.–**	A	**5 764.–**	A	**5 815.–**
65/170-11/2-P4-...	A	**4 721.–**	A	**4 732.–**	A	**5 764.–**	A	**5 815.–**
65/170-15/2-P4-...	A	**4 983.–**	A	**4 994.–**	A	**6 026.–**	A	**6 077.–**
65/190-15/2-P4-...	A	**5 128.–**	A	**5 156.–**	A	**6 301.–**	A	**6 356.–**
65/190-18,5/2-P4-...	A	**5 576.–**	A	**5 604.–**	A	**6 749.–**	A	**6 804.–**
65/210-18,5/2-P4-...	A	**5 576.–**	A	**5 604.–**	A	**6 749.–**	A	**6 804.–**
65/210-22/2-P4-...	A	**6 361.–**	A	**6 389.–**	A	**7 534.–**	A	**7 589.–**
65/220-30/2-P4-...	A	**8 081.–**	A	**8 109.–**	A	**9 254.–**	A	**9 309.–**
80/145-11/2-P4-...	A	✆	A	✆	A	✆	A	✆
80/150-15/2-P4-...	A	✆	A	✆	A	✆	A	✆
80/160-15/2-P4-...	A	✆	A	✆	A	✆	A	✆
80/160-18,5/2-P4-...	A	✆	A	✆	A	✆	A	✆
80/165-22/2-P4-...	A	✆	A	✆	A	✆	A	✆
80/170-30/2-P4-...	A	✆	A	✆	A	✆	A	✆
80/200-30/2-P4-...	A	✆	A	✆	A	✆	A	✆
80/210-30/2-P4-...	A	✆	A	✆	A	✆	A	✆
80/210-37/2-P4-...	A	✆	A	✆	A	✆	A	✆
100/145-15/2-P4-...	A	✆	A	✆	A	✆	A	✆
100/150-18,5/2-P4-...	A	✆	A	✆	A	✆	A	✆
100/160-22/2-P4-...	A	✆	A	✆	A	✆	A	✆
100/165-30/2-P4-...	A	✆	A	✆	A	✆	A	✆
100/170-37/2-P4-...	A	✆	A	✆	A	✆	A	✆

🚚 = ready for delivery, L = supply availability, C = approx. 2 weeks, K = approx. 4 weeks, A = on request, ✆ = please contact Wilo
Subject to change – all prices do not include VAT. Our General Terms of Delivery and Service apply (see www.wilo.com/legal) – valid from 01/01/2019 in Germany.

Price group: PG3

Ordering information (4-pole types) PN25 versions

CronoBloc-BL		-S7		-S8		-S11		-S12
Type		EUR		EUR		EUR		EUR
32/150-0,37/4-P4-...	A	**1 900.–**	A	**1 907.–**	A	**2 954.–**	A	**3 001.–**
32/160-0,55/4-P4-...	A	**2 136.–**	A	**2 143.–**	A	**3 190.–**	A	**3 237.–**
32/170-0,75/4-P4-...	A	**2 248.–**	A	**2 255.–**	A	**3 302.–**	A	**3 349.–**
32/210-1,1/4-P4-...	A	**2 519.–**	A	**2 528.–**	A	**3 573.–**	A	**3 620.–**
32/220-1,5/4-P4-...	A	**2 704.–**	A	**2 713.–**	A	**3 758.–**	A	**3 805.–**
40/150-0,55/4-P4-...	A	**2 321.–**	A	**2 330.–**	A	**3 375.–**	A	**3 422.–**
40/160-0,75/4-P4-...	A	**2 371.–**	A	**2 380.–**	A	**3 425.–**	A	**3 472.–**
40/170-1,1/4-P4-...	A	**2 422.–**	A	**2 431.–**	A	**3 476.–**	A	**3 523.–**
40/210-1,5/4-P4-...	A	**2 888.–**	A	**2 896.–**	A	**3 939.–**	A	**3 988.–**
40/220-2,2/4-P4-...	A	**3 156.–**	A	**3 164.–**	A	**4 207.–**	A	**4 256.–**
50/160-1,1/4-P4-...	A	**2 466.–**	A	**2 478.–**	A	**3 522.–**	A	**3 570.–**
50/170-1,1/4-P4-...	A	**2 466.–**	A	**2 478.–**	A	**3 522.–**	A	**3 570.–**
50/170-1,5/4-P4-...	A	**2 495.–**	A	**2 507.–**	A	**3 551.–**	A	**3 599.–**
50/200-2,2/4-P4-...	A	**2 662.–**	A	**2 672.–**	A	**3 738.–**	A	**3 788.–**
50/220-2,2/4-P4-...	A	**2 867.–**	A	**2 877.–**	A	**3 943.–**	A	**3 993.–**
50/220-3/4-P4-...	A	**3 163.–**	A	**3 173.–**	A	**4 239.–**	A	**4 289.–**
65/150-1,1/4-P4-...	A	**2 505.–**	A	**2 515.–**	A	**3 559.–**	A	**3 607.–**
65/160-1,5/4-P4-...	A	**2 557.–**	A	**2 567.–**	A	**3 611.–**	A	**3 659.–**
65/170-2,2/4-P4-...	A	**2 619.–**	A	**2 629.–**	A	**3 673.–**	A	**3 721.–**
65/210-3/4-P4-...	A	**3 661.–**	A	**3 670.–**	A	**4 737.–**	A	**4 789.–**
65/220-4/4-P4-...	A	**3 755.–**	A	**3 764.–**	A	**4 831.–**	A	**4 883.–**

= ready for delivery, L = supply availability, C = approx. 2 weeks, K = approx. 4 weeks, A = on request, = please contact Wilo
Subject to change – all prices do not include VAT. Our General Terms of Delivery and Service apply (see www.wilo.com/legal) – valid from 01/01/2019 in Germany.



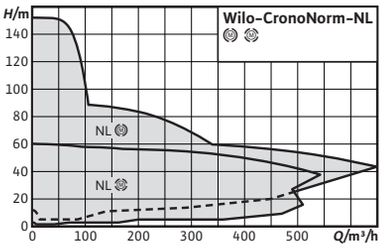

Accessories **Page**
Commissioning/maintenance 592

Wilo-CronoNorm-NL

Design type
Single-stage, low-pressure centrifugal pump with axial suction, mounted on a baseplate.

Application
- → Pumping of heating water (acc. to VDI 2035), cold water and water/glycol mixtures without abrasive substances in heating, cold water and cooling systems.
- → Applications for irrigation, building services, general industry, power stations, etc.

Scope of delivery
- → Pump
- → Installation and operating instructions
- → Pump with free shaft end **or**
- → Pump on baseplate with coupling and coupling guard, without motor **or**
- → Completely mounted pump on baseplate with electric motor

Special features/product advantages
- → Reduced life-cycle costs through optimised efficiency levels
- → Bidirectional, force-flushed mechanical seal
- → Low NPSH values, best cavitation properties
- → Shaft coupling with or without spacer coupling

Options
- → Other materials and versions on request
- → Other voltages and frequencies available on request.

Notice
- → Motors with an energy efficiency class IE3 for motors ≥ 0.75 kW

General notes – ErP (Ecodesign) Directive
The minimum efficiency index, MEI, of the pump series is ≥0.4. For detailed information on the MEI values of the individual pump types, see: Wilo Online Catalogue, available at www.wilo.com

Price group: PG4

Ordering information (2-pole) with spacer coupling

CronoNorm-NL	Rated power	Art. no. Impeller CC480K-GS; Mechanical shaft seal (version 23)			Art. no. Impeller EN-GJL 250; Mechanical shaft seal (version 12)		
Type	P_2 kW			EUR			EUR
32/125-0.55-2	0.55	4115097	K	**3 227.–**	4108877	K	**2 948.–**
32/125-0.75-2	0.75	4115098	K	**3 281.–**	4108879	K	**3 002.–**
32/125-1.1-2	1.10	4115099	K	**3 479.–**	4108881	K	**3 200.–**
32/125-1.5-2	1.50	4115100	K	**3 642.–**	4108883	K	**3 363.–**
32/125-2.2-2	2.20	4115101	K	**3 642.–**	4108885	K	**3 363.–**

= ready for delivery, L = supply availability, C = approx. 2 weeks, K = approx. 4 weeks, A = on request, = please contact Wilo
Subject to change – all prices do not include VAT. Our General Terms of Delivery and Service apply (see www.wilo.com/legal) – valid from 01/01/2019 in Germany.

Price group: PG4

Ordering information (2-pole) with spacer coupling

CronoNorm-NL	Rated power	Art. no. Impeller CC480K-GS; Mechanical shaft seal (version 23)			Art. no. Impeller EN-GJL 250; Mechanical shaft seal (version 12)		
Type	P_2 kW		🚚	EUR		🚚	EUR
32/160-1.5-2	1.50	4115105	K	**3 665.–**	4108893	K	**3 374.–**
32/160-2.2-2	2.20	4115106	K	**3 676.–**	4108895	K	**3 385.–**
32/160-3-2	3.00	4115107	K	**3 676.–**	4108897	K	**3 385.–**
32/160-4-2	4.00	4115108	K	**3 765.–**	4108899	K	**3 474.–**
32/160-5.5-2	5.50	4115109	K	**3 894.–**	4108901	K	**3 603.–**
32/160B-1.5-2	1.50	4115687	K	**3 710.–**	4110552	K	**3 419.–**
32/160B-2.2-2	2.20	4115688	K	**3 726.–**	4110554	K	**3 435.–**
32/160B-3-2	3.00	4115689	K	**3 784.–**	4110556	K	**3 493.–**
32/160B-4-2	4.00	4115690	K	**3 851.–**	4110558	K	**3 560.–**
32/160B-5.5-2	5.50	4115691	K	**4 086.–**	4110560	K	**3 795.–**
32/200-2.2-2	2.20	4115114	K	**3 723.–**	4108911	K	**3 419.–**
32/200-3-2	3.00	4115115	K	**3 743.–**	4108913	K	**3 439.–**
32/200-4-2	4.00	4115116	K	**3 797.–**	4108915	K	**3 493.–**
32/200-5.5-2	5.50	4115117	K	**3 958.–**	4108917	K	**3 654.–**
32/200-7.5-2	7.50	4115118	K	**4 181.–**	4108919	K	**3 877.–**
32/200-9-2	9.00	4115119	K	**4 432.–**	4108921	K	**4 128.–**
32/200-11-2	11.00	4115120	K	**4 454.–**	4108923	K	**4 150.–**
32/200B-2.2-2	2.20	4115696	K	**3 755.–**	4110570	K	**3 451.–**
32/200B-3-2	3.00	4115697	K	**3 810.–**	4110572	K	**3 506.–**
32/200B-4-2	4.00	4115698	K	**3 951.–**	4110574	K	**3 647.–**
32/200B-5.5-2	5.50	4115699	K	**4 099.–**	4110576	K	**3 795.–**
32/200B-7.5-2	7.50	4115700	K	**4 235.–**	4110578	K	**3 931.–**
32/200B-9-2	9.00	4115701	K	**4 672.–**	4110580	K	**4 368.–**
32/200B-11-2	11.00	4115702	K	**4 782.–**	4110582	K	**4 478.–**
32/250-7.5-2	7.50	4115125	K	**4 326.–**	4108933	K	**3 986.–**
32/250-9-2	9.00	4115126	K	**4 726.–**	4108935	K	**4 386.–**
32/250-11-2	11.00	4115127	K	**4 981.–**	4108937	K	**4 641.–**
32/250-15-2	15.00	4115128	K	**5 362.–**	4108939	K	**5 022.–**
40/125-1.1-2	1.10	4115131	K	**3 633.–**	4108945	K	**3 354.–**
40/125-1.5-2	1.50	4115132	K	**3 709.–**	4108947	K	**3 430.–**
40/125-2.2-2	2.20	4115133	K	**3 747.–**	4108949	K	**3 468.–**
40/125-3-2	3.00	4115134	K	**3 817.–**	4108951	K	**3 538.–**
40/160-2.2-2	2.20	4115140	K	**3 774.–**	4108962	K	**3 483.–**
40/160-3-2	3.00	4115141	K	**3 894.–**	4108965	K	**3 603.–**
40/160-4-2	4.00	4115142	K	**4 026.–**	4108967	K	**3 735.–**
40/160-5.5-2	5.50	4115143	K	**4 092.–**	4108969	K	**3 801.–**
40/160-7.5-2	7.50	4115144	K	**4 492.–**	4108971	K	**4 201.–**
40/160-9-2	9.00	4115145	K	**4 693.–**	4108973	K	**4 402.–**
40/200-5.5-2	5.50	4115151	K	**4 190.–**	4108985	K	**3 850.–**
40/200-7.5-2	7.50	4115152	K	**4 554.–**	4108987	K	**4 214.–**
40/200-9-2	9.00	4115153	K	**4 757.–**	4108989	K	**4 417.–**
40/200-11-2	11.00	4115154	K	**5 144.–**	4108991	K	**4 804.–**
40/200-15-2	15.00	4115155	K	**5 429.–**	4108993	K	**5 089.–**
40/200-18.5-2	18.50	4115156	K	**6 019.–**	4108995	K	**5 679.–**

🚚 = ready for delivery, L = supply availability, C = approx. 2 weeks, K = approx. 4 weeks, A = on request, 📞 = please contact Wilo
Subject to change – all prices do not include VAT. Our General Terms of Delivery and Service apply (see www.wilo.com/legal) – valid from 01/01/2019 in Germany.

Price group: PG4

Ordering information (2-pole) with spacer coupling

CronoNorm-NL	Rated power	Art. no. Impeller CC480K-GS; Mechanical shaft seal (version 23)			Art. no. Impeller EN-GJL 250; Mechanical shaft seal (version 12)		
Type	P_2 kW		🚚	EUR		🚚	EUR
40/250-7.5-2	7.50	4115161	K	**4 597.–**	4109005	K	**4 233.–**
40/250-9-2	9.00	4115162	K	**4 798.–**	4109007	K	**4 434.–**
40/250-11-2	11.00	4115163	K	**5 278.–**	4109009	K	**4 914.–**
40/250-15-2	15.00	4115164	K	**5 518.–**	4109011	K	**5 154.–**
40/250-18.5-2	18.50	4115165	K	**6 043.–**	4109013	K	**5 679.–**
40/315-15-2	15.00	4115170	K	**5 948.–**	4109023	K	**5 220.–**
40/315-18.5-2	18.50	4115171	K	**6 516.–**	4109025	K	**5 788.–**
40/315-22-2	22.00	4115172	K	**6 626.–**	4109027	K	**5 898.–**
40/315-30-2	30.00	4115173	K	**7 498.–**	4109029	K	**6 770.–**
40/315-37-2	37.00	4115174	K	**10 775.–**	4109031	K	**10 047.–**
50/125-1.5-2	1.50	4115178	K	**3 730.–**	4109039	K	**3 439.–**
50/125-2.2-2	2.20	4115179	K	**3 784.–**	4109041	K	**3 493.–**
50/125-3-2	3.00	4115180	K	**3 899.–**	4109043	K	**3 608.–**
50/125-4-2	4.00	4115181	K	**4 031.–**	4109045	K	**3 740.–**
50/125-5.5-2	5.50	4115182	K	**4 147.–**	4109047	K	**3 856.–**
50/160-3-2	3.00	4115188	K	**4 039.–**	4109059	K	**3 735.–**
50/160-4-2	4.00	4115189	K	**4 214.–**	4109061	K	**3 910.–**
50/160-5.5-2	5.50	4115190	K	**4 253.–**	4109063	K	**3 949.–**
50/160-7.5-2	7.50	4115191	K	**4 552.–**	4109065	K	**4 248.–**
50/160-9-2	9.00	4115192	K	**4 755.–**	4109067	K	**4 451.–**
50/160-11-2	11.00	4115193	K	**5 326.–**	4109069	K	**5 022.–**
50/160-15-2	15.00	4115194	K	**5 590.–**	4109071	K	**5 286.–**
50/200-7.5-2	7.50	4115199	K	**4 604.–**	4109081	K	**4 264.–**
50/200-9-2	9.00	4115200	K	**4 806.–**	4109083	K	**4 466.–**
50/200-11-2	11.00	4115201	K	**5 362.–**	4109085	K	**5 022.–**
50/200-15-2	15.00	4115202	K	**5 690.–**	4109087	K	**5 350.–**
50/200-18.5-2	18.50	4115203	K	**6 291.–**	4109089	K	**5 951.–**
50/200-22-2	22.00	4115204	K	**6 357.–**	4109091	K	**6 017.–**
50/250-11-2	11.00	4115209	K	**5 411.–**	4109101	K	**5 022.–**
50/250-15-2	15.00	4115210	K	**5 805.–**	4109103	K	**5 416.–**
50/250-18.5-2	18.50	4115211	K	**6 397.–**	4109105	K	**6 008.–**
50/250-22-2	22.00	4115212	K	**6 526.–**	4109107	K	**6 137.–**
50/250-30-2	30.00	4115213	K	**7 268.–**	4109109	K	**6 879.–**
50/315-15-2	15.00	4115218	K	**6 248.–**	4109119	K	**5 482.–**
50/315-18.5-2	18.50	4115219	K	**6 828.–**	4109121	K	**6 062.–**
50/315-22-2	22.00	4115220	K	**7 023.–**	4109123	K	**6 257.–**
50/315-30-2	30.00	4115221	K	**7 865.–**	4109125	K	**7 099.–**
50/315-37-2	37.00	4115222	K	**10 922.–**	4109127	K	**10 156.–**
50/315-45-2	45.00	4115223	K	**10 922.–**	4109129	K	**10 156.–**
50/315-55-2	55.00	4115224	K	**13 325.–**	4109131	K	**12 559.–**
50/315-75-2	75.00	4115225	K	**13 871.–**	4109133	K	**13 105.–**
65/125-3-2	3.00	4115229	K	**4 127.–**	4109141	K	**3 823.–**
65/125-4-2	4.00	4115230	K	**4 290.–**	4109143	K	**3 986.–**
65/125-5.5-2	5.50	4115231	K	**4 299.–**	4109145	K	**3 995.–**

🚚 = ready for delivery, L = supply availability, C = approx. 2 weeks, K = approx. 4 weeks, A = on request, 📞 = please contact Wilo
Subject to change – all prices do not include VAT. Our General Terms of Delivery and Service apply (see www.wilo.com/legal) – valid from 01/01/2019 in Germany.

Price group: PG4

Ordering information (2-pole) with spacer coupling

CronoNorm-NL	Rated power	Art. no. Impeller CC480K-GS; Mechanical shaft seal (version 23)			Art. no. Impeller EN-GJL 250; Mechanical shaft seal (version 12)		
Type	P_2 kW			EUR			EUR
65/125-7.5-2	7.50	4115232	K	**4 586.–**	4109147	K	**4 282.–**
65/125-9-2	9.00	4115233	K	**4 788.–**	4109149	K	**4 484.–**
65/160-5.5-2	5.50	4115237	K	**4 358.–**	4109157	K	**4 041.–**
65/160-7.5-2	7.50	4115238	K	**4 613.–**	4109159	K	**4 296.–**
65/160-9-2	9.00	4115239	K	**4 815.–**	4109161	K	**4 498.–**
65/160-11-2	11.00	4115240	K	**5 339.–**	4109163	K	**5 022.–**
65/160-15-2	15.00	4115241	K	**5 865.–**	4109165	K	**5 548.–**
65/160-18.5-2	18.50	4115242	K	**6 432.–**	4109167	K	**6 115.–**
65/200-9-2	9.00	4115248	K	**4 880.–**	4109179	K	**4 516.–**
65/200-11-2	11.00	4115249	K	**5 386.–**	4109181	K	**5 022.–**
65/200-15-2	15.00	4115250	K	**5 977.–**	4109183	K	**5 613.–**
65/200-18.5-2	18.50	4115251	K	**6 535.–**	4109185	K	**6 171.–**
65/200-22-2	22.00	4115252	K	**6 741.–**	4109187	K	**6 377.–**
65/200-30-2	30.00	4115253	K	**8 882.–**	4109189	K	**8 518.–**
65/250-18.5-2	18.50	4115258	K	**6 772.–**	4109199	K	**6 225.–**
65/250-22-2	22.00	4115259	K	**7 045.–**	4109201	K	**6 498.–**
65/250-30-2	30.00	4115260	K	**9 065.–**	4109203	K	**8 518.–**
65/250-37-2	37.00	4115261	K	**10 812.–**	4109205	K	**10 265.–**
65/250-45-2	45.00	4115262	K	**10 812.–**	4109207	K	**10 265.–**
80/160-7.5-2	7.50	4115273	K	**4 703.–**	4109229	K	**4 314.–**
80/160-9-2	9.00	4115274	K	**4 921.–**	4109231	K	**4 532.–**
80/160-11-2	11.00	4115275	K	**5 522.–**	4109233	K	**5 133.–**
80/160-15-2	15.00	4115276	K	**6 068.–**	4109235	K	**5 679.–**
80/160-18.5-2	18.50	4115277	K	**6 669.–**	4109237	K	**6 280.–**
80/160-22-2	22.00	4115278	K	**7 007.–**	4109239	K	**6 618.–**
80/160-30-2	30.00	4115279	K	**8 907.–**	4109241	K	**8 518.–**
80/200-15-2	15.00	4115285	K	**6 230.–**	4109253	K	**5 744.–**
80/200-18.5-2	18.50	4115286	K	**6 821.–**	4109255	K	**6 335.–**
80/200-22-2	22.00	4115287	K	**7 224.–**	4109257	K	**6 738.–**
80/200-30-2	30.00	4115288	K	**10 751.–**	4109259	K	**10 265.–**
80/200-37-2	37.00	4115289	K	**10 861.–**	4109261	K	**10 375.–**
80/200-45-2	45.00	4115290	K	**10 968.–**	4109263	K	**10 482.–**
80/250-22-2	22.00	4115295	K	**7 466.–**	4109273	K	**6 859.–**
80/250-30-2	30.00	4115296	K	**11 189.–**	4109275	K	**10 582.–**
80/250-37-2	37.00	4115297	K	**11 309.–**	4109277	K	**10 702.–**
80/250-45-2	45.00	4115298	K	**11 964.–**	4109279	K	**11 357.–**
80/250-55-2	55.00	4115299	K	**13 712.–**	4109281	K	**13 105.–**
100/160-18.5-2	18.50	4115314	K	**6 971.–**	4109311	K	**6 389.–**
100/160-22-2	22.00	4115315	K	**7 561.–**	4109313	K	**6 979.–**
100/160-30-2	30.00	4115316	K	**11 349.–**	4109315	K	**10 767.–**
100/160-37-2	37.00	4115317	K	**11 612.–**	4109317	K	**11 030.–**
100/200-18.5-2	18.50	4115323	K	**7 051.–**	4109329	K	**6 444.–**
100/200-22-2	22.00	4115324	K	**7 706.–**	4109331	K	**7 099.–**
100/200-30-2	30.00	4115325	K	**11 561.–**	4109333	K	**10 954.–**

= ready for delivery, L = supply availability, C = approx. 2 weeks, K = approx. 4 weeks, A = on request, = please contact Wilo

Subject to change – all prices do not include VAT. Our General Terms of Delivery and Service apply (see www.wilo.com/legal) – valid from 01/01/2019 in Germany.

Price group: PG4

Ordering information (2-pole) with spacer coupling

CronoNorm-NL	Rated power	Art. no. Impeller CC480K-GS; Mechanical shaft seal (version 23)			Art. no. Impeller EN-GJL 250; Mechanical shaft seal (version 12)		
Type	P_2 kW			EUR			EUR
100/200-37-2	37.00	4115326	K	**11 745.–**	4109335	K	**11 138.–**
100/200-45-2	45.00	4115327	K	**14 693.–**	4109337	K	**14 086.–**
100/250-30-2	30.00	4115333	K	**11 806.–**	4109349	K	**11 138.–**
100/250-37-2	37.00	4115334	K	**11 916.–**	4109351	K	**11 248.–**
100/250-45-2	45.00	4115335	K	**14 809.–**	4109353	K	**14 141.–**
100/250-55-2	55.00	4115336	K	**14 864.–**	4109355	K	**14 196.–**
100/250-75-2	75.00	4115337	K	**18 141.–**	4109357	K	**17 473.–**
100/250-90-2	90.00	4115338	K	**20 324.–**	4109359	K	**19 656.–**
125/200-55-2	55.00	4115353	K	**17 534.–**	4109389	K	**16 927.–**
125/200-75-2	75.00	4115354	K	**19 173.–**	4109391	K	**18 566.–**
125/200-90-2	90.00	4115355	K	**22 447.–**	4109393	K	**21 840.–**
125/200-110-2	110.00	4115356	K	**28 454.–**	4109395	K	**27 847.–**

Price group: PG4

Ordering information (2-pole) without spacer coupling

CronoNorm-NL	Rated power	Art. no. Impeller CC480K-GS; Mechanical shaft seal (version 24)			Art. no. Impeller EN-GJL 250; Mechanical shaft seal (version 05)		
Type	P_2 kW			EUR			EUR
32/125-0.55-2	0.55	4113845	K	**3 008.–**	4108876	K	**2 729.–**
32/125-0.75-2	0.75	4113846	K	**3 062.–**	4108878	K	**2 783.–**
32/125-1.1-2	1.10	4113847	K	**3 260.–**	4108880	K	**2 981.–**
32/125-1.5-2	1.50	4113848	K	**3 423.–**	4108882	K	**3 144.–**
32/125-2.2-2	2.20	4113849	K	**3 386.–**	4108884	K	**3 107.–**
32/160-1.5-2	1.50	4113853	K	**3 446.–**	4108892	K	**3 155.–**
32/160-2.2-2	2.20	4113854	K	**3 420.–**	4108894	K	**3 129.–**
32/160-3-2	3.00	4113855	K	**3 420.–**	4108896	K	**3 129.–**
32/160-4-2	4.00	4113856	K	**3 509.–**	4108898	K	**3 218.–**
32/160-5.5-2	5.50	4113857	K	**3 603.–**	4108900	K	**3 312.–**
32/160B-1.5-2	1.50	4114435	K	**3 491.–**	4110551	K	**3 200.–**
32/160B-2.2-2	2.20	4114436	K	**3 470.–**	4110553	K	**3 179.–**
32/160B-3-2	3.00	4114437	K	**3 528.–**	4110555	K	**3 237.–**
32/160B-4-2	4.00	4114438	K	**3 595.–**	4110557	K	**3 304.–**
32/160B-5.5-2	5.50	4114439	K	**3 795.–**	4110559	K	**3 504.–**
32/200-2.2-2	2.20	4113862	K	**3 467.–**	4108910	K	**3 163.–**
32/200-3-2	3.00	4113863	K	**3 487.–**	4108912	K	**3 183.–**
32/200-4-2	4.00	4113864	K	**3 541.–**	4108914	K	**3 237.–**
32/200-5.5-2	5.50	4113865	K	**3 667.–**	4108916	K	**3 363.–**
32/200-7.5-2	7.50	4113866	K	**3 890.–**	4108918	K	**3 586.–**
32/200-9-2	9.00	4113867	K	**4 141.–**	4108920	K	**3 837.–**
32/200-11-2	11.00	4113868	K	**4 163.–**	4108922	K	**3 859.–**
32/200B-2.2-2	2.20	4114444	K	**3 499.–**	4110569	K	**3 195.–**
32/200B-3-2	3.00	4114445	K	**3 554.–**	4110571	K	**3 250.–**
32/200B-4-2	4.00	4114446	K	**3 695.–**	4110573	K	**3 391.–**

= ready for delivery, L = supply availability, C = approx. 2 weeks, K = approx. 4 weeks, A = on request, = please contact Wilo
Subject to change – all prices do not include VAT. Our General Terms of Delivery and Service apply (see www.wilo.com/legal) – valid from 01/01/2019 in Germany.

Price group: PG4

Ordering information (2-pole) without spacer coupling

CronoNorm-NL	Rated power	Art. no. Impeller CC480K-GS; Mechanical shaft seal (version 24)			Art. no. Impeller EN-GJL 250; Mechanical shaft seal (version 05)		
Type	P_2 kW		🚚	EUR		🚚	EUR
32/200B-5.5-2	5.50	4114447	K	**3 808.–**	4110575	K	**3 504.–**
32/200B-7.5-2	7.50	4114448	K	**3 944.–**	4110577	K	**3 640.–**
32/200B-9-2	9.00	4114449	K	**4 381.–**	4110579	K	**4 077.–**
32/200B-11-2	11.00	4114450	K	**4 491.–**	4110581	K	**4 187.–**
32/250-7.5-2	7.50	4113873	K	**4 035.–**	4108932	K	**3 695.–**
32/250-9-2	9.00	4113874	K	**4 435.–**	4108934	K	**4 095.–**
32/250-11-2	11.00	4113875	K	**4 690.–**	4108936	K	**4 350.–**
32/250-15-2	15.00	4113876	K	**5 071.–**	4108938	K	**4 731.–**
40/125-1.1-2	1.10	4113879	K	**3 414.–**	4108944	K	**3 135.–**
40/125-1.5-2	1.50	4113880	K	**3 490.–**	4108946	K	**3 211.–**
40/125-2.2-2	2.20	4113881	K	**3 491.–**	4108948	K	**3 212.–**
40/125-3-2	3.00	4113882	K	**3 561.–**	4108950	K	**3 282.–**
40/160-2.2-2	2.20	4113888	K	**3 518.–**	4108963	K	**3 227.–**
40/160-3-2	3.00	4113889	K	**3 638.–**	4108964	K	**3 347.–**
40/160-4-2	4.00	4113890	K	**3 770.–**	4108966	K	**3 479.–**
40/160-5.5-2	5.50	4113891	K	**3 801.–**	4108968	K	**3 510.–**
40/160-7.5-2	7.50	4113892	K	**4 201.–**	4108970	K	**3 910.–**
40/160-9-2	9.00	4113893	K	**4 402.–**	4108972	K	**4 111.–**
40/200-5.5-2	5.50	4113899	K	**3 899.–**	4108984	K	**3 559.–**
40/200-7.5-2	7.50	4113900	K	**4 263.–**	4108986	K	**3 923.–**
40/200-9-2	9.00	4113901	K	**4 466.–**	4108988	K	**4 126.–**
40/200-11-2	11.00	4113902	K	**4 853.–**	4108990	K	**4 513.–**
40/200-15-2	15.00	4113903	K	**5 138.–**	4108992	K	**4 798.–**
40/200-18.5-2	18.50	4113904	K	**5 728.–**	4108994	K	**5 388.–**
40/250-7.5-2	7.50	4113909	K	**4 306.–**	4109004	K	**3 942.–**
40/250-9-2	9.00	4113910	K	**4 507.–**	4109006	K	**4 143.–**
40/250-11-2	11.00	4113911	K	**4 987.–**	4109008	K	**4 623.–**
40/250-15-2	15.00	4113912	K	**5 227.–**	4109010	K	**4 863.–**
40/250-18.5-2	18.50	4113913	K	**5 752.–**	4109012	K	**5 388.–**
40/315-15-2	15.00	4113918	K	**5 657.–**	4109022	K	**4 929.–**
40/315-18.5-2	18.50	4113919	K	**6 225.–**	4109024	K	**5 497.–**
40/315-22-2	22.00	4113920	K	**6 299.–**	4109026	K	**5 571.–**
40/315-30-2	30.00	4113921	K	**7 171.–**	4109028	K	**6 443.–**
40/315-37-2	37.00	4113922	K	**10 448.–**	4109030	K	**9 720.–**
50/125-1.5-2	1.50	4113926	K	**3 511.–**	4109038	K	**3 220.–**
50/125-2.2-2	2.20	4113927	K	**3 528.–**	4109040	K	**3 237.–**
50/125-3-2	3.00	4113928	K	**3 643.–**	4109042	K	**3 352.–**
50/125-4-2	4.00	4113929	K	**3 775.–**	4109044	K	**3 484.–**
50/125-5.5-2	5.50	4113930	K	**3 856.–**	4109046	K	**3 565.–**
50/160-3-2	3.00	4113936	K	**3 783.–**	4109058	K	**3 479.–**
50/160-4-2	4.00	4113937	K	**3 958.–**	4109060	K	**3 654.–**
50/160-5.5-2	5.50	4113938	K	**3 962.–**	4109062	K	**3 658.–**
50/160-7.5-2	7.50	4113939	K	**4 261.–**	4109064	K	**3 957.–**
50/160-9-2	9.00	4113940	K	**4 464.–**	4109066	K	**4 160.–**

🚚 = ready for delivery, L = supply availability, C = approx. 2 weeks, K = approx. 4 weeks, A = on request, 📞 = please contact Wilo
Subject to change – all prices do not include VAT. Our General Terms of Delivery and Service apply (see www.wilo.com/legal) – valid from 01/01/2019 in Germany.

Price group: PG4

Ordering information (2-pole) without spacer coupling

CronoNorm-NL	Rated power	Art. no. Impeller CC480K-GS; Mechanical shaft seal (version 24)			Art. no. Impeller EN-GJL 250; Mechanical shaft seal (version 05)		
Type	P_2 kW			EUR			EUR
50/160-11-2	11.00	4113941	K	**5 035.–**	4109068	K	**4 731.–**
50/160-15-2	15.00	4113942	K	**5 299.–**	4109070	K	**4 995.–**
50/200-7.5-2	7.50	4113947	K	**4 313.–**	4109080	K	**3 973.–**
50/200-9-2	9.00	4113948	K	**4 515.–**	4109082	K	**4 175.–**
50/200-11-2	11.00	4113949	K	**5 071.–**	4109084	K	**4 731.–**
50/200-15-2	15.00	4113950	K	**5 399.–**	4109086	K	**5 059.–**
50/200-18.5-2	18.50	4113951	K	**6 000.–**	4109088	K	**5 660.–**
50/200-22-2	22.00	4113952	K	**6 030.–**	4109090	K	**5 690.–**
50/250-11-2	11.00	4113957	K	**5 120.–**	4109100	K	**4 731.–**
50/250-15-2	15.00	4113958	K	**5 514.–**	4109102	K	**5 125.–**
50/250-18.5-2	18.50	4113959	K	**6 106.–**	4109104	K	**5 717.–**
50/250-22-2	22.00	4113960	K	**6 199.–**	4109106	K	**5 810.–**
50/250-30-2	30.00	4113961	K	**6 941.–**	4109108	K	**6 552.–**
50/315-15-2	15.00	4113966	K	**5 957.–**	4109118	K	**5 191.–**
50/315-18.5-2	18.50	4113967	K	**6 537.–**	4109120	K	**5 771.–**
50/315-22-2	22.00	4113968	K	**6 696.–**	4109122	K	**5 930.–**
50/315-30-2	30.00	4113969	K	**7 538.–**	4109124	K	**6 772.–**
50/315-37-2	37.00	4113970	K	**10 595.–**	4109126	K	**9 829.–**
50/315-45-2	45.00	4113971	K	**10 595.–**	4109128	K	**9 829.–**
50/315-55-2	55.00	4113972	K	**12 961.–**	4109130	K	**12 195.–**
50/315-75-2	75.00	4113973	K	**13 507.–**	4109132	K	**12 741.–**
65/125-3-2	3.00	4113977	K	**3 871.–**	4109140	K	**3 567.–**
65/125-4-2	4.00	4113978	K	**4 034.–**	4109142	K	**3 730.–**
65/125-5.5-2	5.50	4113979	K	**4 008.–**	4109144	K	**3 704.–**
65/125-7.5-2	7.50	4113980	K	**4 295.–**	4109146	K	**3 991.–**
65/125-9-2	9.00	4113981	K	**4 497.–**	4109148	K	**4 193.–**
65/160-5.5-2	5.50	4113985	K	**4 067.–**	4109156	K	**3 750.–**
65/160-7.5-2	7.50	4113986	K	**4 322.–**	4109158	K	**4 005.–**
65/160-9-2	9.00	4113987	K	**4 524.–**	4109160	K	**4 207.–**
65/160-11-2	11.00	4113988	K	**5 048.–**	4109162	K	**4 731.–**
65/160-15-2	15.00	4113989	K	**5 574.–**	4109164	K	**5 257.–**
65/160-18.5-2	18.50	4113990	K	**6 141.–**	4109166	K	**5 824.–**
65/200-9-2	9.00	4113996	K	**4 589.–**	4109178	K	**4 225.–**
65/200-11-2	11.00	4113997	K	**5 095.–**	4109180	K	**4 731.–**
65/200-15-2	15.00	4113998	K	**5 686.–**	4109182	K	**5 322.–**
65/200-18.5-2	18.50	4113999	K	**6 244.–**	4109184	K	**5 880.–**
65/200-22-2	22.00	4114000	K	**6 414.–**	4109186	K	**6 050.–**
65/200-30-2	30.00	4114001	K	**8 555.–**	4109188	K	**8 191.–**
65/250-18.5-2	18.50	4114006	K	**6 445.–**	4109198	K	**5 898.–**
65/250-22-2	22.00	4114007	K	**6 681.–**	4109200	K	**6 134.–**
65/250-30-2	30.00	4114008	K	**8 701.–**	4109202	K	**8 154.–**
65/250-37-2	37.00	4114009	K	**10 448.–**	4109204	K	**9 901.–**
65/250-45-2	45.00	4114010	K	**10 448.–**	4109206	K	**9 901.–**
80/160-7.5-2	7.50	4114021	K	**4 412.–**	4109228	K	**4 023.–**

= ready for delivery, L = supply availability, C = approx. 2 weeks, K = approx. 4 weeks, A = on request, = please contact Wilo
Subject to change – all prices do not include VAT. Our General Terms of Delivery and Service apply (see www.wilo.com/legal) – valid from 01/01/2019 in Germany.

Price group: PG4

Ordering information (2-pole) without spacer coupling

CronoNorm-NL	Rated power	Art. no. Impeller CC480K-GS; Mechanical shaft seal (version 24)			Art. no. Impeller EN-GJL 250; Mechanical shaft seal (version 05)		
Type	P_2 kW		🚚	EUR		🚚	EUR
80/160-9-2	9.00	4114022	K	**4 630.–**	4109230	K	**4 241.–**
80/160-11-2	11.00	4114023	K	**5 231.–**	4109232	K	**4 842.–**
80/160-15-2	15.00	4114024	K	**5 777.–**	4109234	K	**5 388.–**
80/160-18.5-2	18.50	4114025	K	**6 378.–**	4109236	K	**5 989.–**
80/160-22-2	22.00	4114026	K	**6 680.–**	4109238	K	**6 291.–**
80/160-30-2	30.00	4114027	K	**8 580.–**	4109240	K	**8 191.–**
80/200-15-2	15.00	4114033	K	**5 903.–**	4109252	K	**5 417.–**
80/200-18.5-2	18.50	4114034	K	**6 494.–**	4109254	K	**6 008.–**
80/200-22-2	22.00	4114035	K	**6 860.–**	4109256	K	**6 374.–**
80/200-30-2	30.00	4114036	K	**10 387.–**	4109258	K	**9 901.–**
80/200-37-2	37.00	4114037	K	**10 497.–**	4109260	K	**10 011.–**
80/200-45-2	45.00	4114038	K	**10 604.–**	4109262	K	**10 118.–**
80/250-22-2	22.00	4114043	K	**7 102.–**	4109272	K	**6 495.–**
80/250-30-2	30.00	4114044	K	**10 825.–**	4109274	K	**10 218.–**
80/250-37-2	37.00	4114045	K	**10 945.–**	4109276	K	**10 338.–**
80/250-45-2	45.00	4114046	K	**11 600.–**	4109278	K	**10 993.–**
80/250-55-2	55.00	4114047	K	**13 312.–**	4109280	K	**12 705.–**
100/160-18.5-2	18.50	4114062	K	**6 644.–**	4109310	K	**6 062.–**
100/160-22-2	22.00	4114063	K	**7 197.–**	4109312	K	**6 615.–**
100/160-30-2	30.00	4114064	K	**10 985.–**	4109314	K	**10 403.–**
100/160-37-2	37.00	4114065	K	**11 248.–**	4109316	K	**10 666.–**
100/200-18.5-2	18.50	4114071	K	**6 724.–**	4109328	K	**6 117.–**
100/200-22-2	22.00	4114072	K	**7 342.–**	4109330	K	**6 735.–**
100/200-30-2	30.00	4114073	K	**11 197.–**	4109332	K	**10 590.–**
100/200-37-2	37.00	4114074	K	**11 381.–**	4109334	K	**10 774.–**
100/200-45-2	45.00	4114075	K	**14 329.–**	4109336	K	**13 722.–**
100/250-30-2	30.00	4114081	K	**11 442.–**	4109348	K	**10 774.–**
100/250-37-2	37.00	4114082	K	**11 552.–**	4109350	K	**10 884.–**
100/250-45-2	45.00	4114083	K	**14 445.–**	4109352	K	**13 777.–**
100/250-55-2	55.00	4114084	K	**14 464.–**	4109354	K	**13 796.–**
100/250-75-2	75.00	4114085	K	**17 741.–**	4109356	K	**17 073.–**
100/250-90-2	90.00	4114086	K	**19 924.–**	4109358	K	**19 256.–**
125/200-55-2	55.00	4114101	K	**17 134.–**	4109388	K	**16 527.–**
125/200-75-2	75.00	4114102	K	**18 773.–**	4109390	K	**18 166.–**
125/200-90-2	90.00	4114103	K	**22 047.–**	4109392	K	**21 440.–**
125/200-110-2	110.00	4114104	K	**28 054.–**	4109394	K	**27 447.–**

🚚 = ready for delivery, L = supply availability, C = approx. 2 weeks, K = approx. 4 weeks, A = on request, 📞 = please contact Wilo
Subject to change – all prices do not include VAT. Our General Terms of Delivery and Service apply (see www.wilo.com/legal) – valid from 01/01/2019 in Germany.

Price group: PG4

Ordering information (4-pole) with spacer coupling

CronoNorm-NL	Rated power	Art. no. Impeller CC480K-GS; Mechanical shaft seal (version 23)			Art. no. Impeller EN-GJL 250; Mechanical shaft seal (version 12)		
Type	P_2 kW		🚚	EUR		🚚	EUR
32/125-0.37-4	0.37	4115096	K	**3 315.–**	4108875	K	**3 036.–**
32/160-0.37-4	0.37	4115102	K	**3 338.–**	4108887	K	**3 047.–**
32/160-0.55-4	0.55	4115103	K	**3 435.–**	4108889	K	**3 144.–**
32/160-0.75-4	0.75	4115104	K	**3 625.–**	4108891	K	**3 334.–**
32/160B-0.37-4	0.37	4115684	K	**3 621.–**	4110546	K	**3 330.–**
32/160B-0.55-4	0.55	4115685	K	**3 633.–**	4110548	K	**3 342.–**
32/160B-0.75-4	0.75	4115686	K	**3 645.–**	4110550	K	**3 354.–**
32/200-0.55-4	0.55	4115110	K	**3 641.–**	4108903	K	**3 337.–**
32/200-0.75-4	0.75	4115111	K	**3 646.–**	4108905	K	**3 342.–**
32/200-1.1-4	1.10	4115112	K	**3 658.–**	4108907	K	**3 354.–**
32/200-1.5-4	1.50	4115113	K	**3 667.–**	4108909	K	**3 363.–**
32/200B-0.55-4	0.55	4115692	K	**3 663.–**	4110562	K	**3 359.–**
32/200B-0.75-4	0.75	4115693	K	**3 667.–**	4110564	K	**3 363.–**
32/200B-1.1-4	1.10	4115694	K	**3 678.–**	4110566	K	**3 374.–**
32/200B-1.5-4	1.50	4115695	K	**3 689.–**	4110568	K	**3 385.–**
32/250-0.75-4	0.75	4115121	K	**3 725.–**	4108925	K	**3 385.–**
32/250-1.1-4	1.10	4115122	K	**3 737.–**	4108927	K	**3 397.–**
32/250-1.5-4	1.50	4115123	K	**3 759.–**	4108929	K	**3 419.–**
32/250-2.2-4	2.20	4115124	K	**3 833.–**	4108931	K	**3 493.–**
40/125-0.37-4	0.37	4115129	K	**3 621.–**	4108941	K	**3 342.–**
40/125-0.55-4	0.55	4115130	K	**3 644.–**	4108943	K	**3 365.–**
40/160-0.37-4	0.37	4115135	K	**3 643.–**	4108953	K	**3 352.–**
40/160-0.55-4	0.55	4115136	K	**3 664.–**	4108955	K	**3 373.–**
40/160-0.75-4	0.75	4115137	K	**3 716.–**	4108957	K	**3 425.–**
40/160-1.1-4	1.10	4115138	K	**3 829.–**	4108959	K	**3 538.–**
40/160-1.5-4	1.50	4115139	K	**3 835.–**	4108961	K	**3 544.–**
40/200-0.55-4	0.55	4115146	K	**3 738.–**	4108975	K	**3 398.–**
40/200-0.75-4	0.75	4115147	K	**3 783.–**	4108977	K	**3 443.–**
40/200-1.1-4	1.10	4115148	K	**3 894.–**	4108979	K	**3 554.–**
40/200-1.5-4	1.50	4115149	K	**4 022.–**	4108981	K	**3 682.–**
40/200-2.2-4	2.20	4115150	K	**4 077.–**	4108983	K	**3 737.–**
40/250-1.1-4	1.10	4115157	K	**3 931.–**	4108997	K	**3 567.–**
40/250-1.5-4	1.50	4115158	K	**4 067.–**	4108999	K	**3 703.–**
40/250-2.2-4	2.20	4115159	K	**4 148.–**	4109001	K	**3 784.–**
40/250-3-4	3.00	4115160	K	**4 405.–**	4109003	K	**4 041.–**
40/315-2.2-4	2.20	4115166	K	**4 517.–**	4109015	K	**3 789.–**
40/315-3-4	3.00	4115167	K	**4 779.–**	4109017	K	**4 051.–**
40/315-4-4	4.00	4115168	K	**4 779.–**	4109019	K	**4 051.–**
40/315-5.5-4	5.50	4115169	K	**5 030.–**	4109021	K	**4 302.–**
50/125-0.37-4	0.37	4115175	K	**3 650.–**	4109033	K	**3 359.–**
50/125-0.55-4	0.55	4115176	K	**3 697.–**	4109035	K	**3 406.–**
50/125-0.75-4	0.75	4115177	K	**3 762.–**	4109037	K	**3 471.–**
50/160-0.55-4	0.55	4115183	K	**3 723.–**	4109049	K	**3 419.–**
50/160-0.75-4	0.75	4115184	K	**3 786.–**	4109051	K	**3 482.–**

🚚 = ready for delivery, L = supply availability, C = approx. 2 weeks, K = approx. 4 weeks, A = on request, 📞 = please contact Wilo
Subject to change – all prices do not include VAT. Our General Terms of Delivery and Service apply (see www.wilo.com/legal) – valid from 01/01/2019 in Germany.

Price group: PG4

Ordering information (4-pole) with spacer coupling

CronoNorm-NL	Rated power	Art. no. Impeller CC480K-GS; Mechanical shaft seal (version 23)			Art. no. Impeller EN-GJL 250; Mechanical shaft seal (version 12)		
Type	P_2 kW		🚚	EUR		🚚	EUR
50/160-1.1-4	1.10	4115185	K	**3 888.–**	4109053	K	**3 584.–**
50/160-1.5-4	1.50	4115186	K	**4 024.–**	4109055	K	**3 720.–**
50/160-2.2-4	2.20	4115187	K	**4 105.–**	4109057	K	**3 801.–**
50/200-1.1-4	1.10	4115195	K	**3 938.–**	4109073	K	**3 598.–**
50/200-1.5-4	1.50	4115196	K	**4 080.–**	4109075	K	**3 740.–**
50/200-2.2-4	2.20	4115197	K	**4 151.–**	4109077	K	**3 811.–**
50/200-3-4	3.00	4115198	K	**4 402.–**	4109079	K	**4 062.–**
50/250-1.5-4	1.50	4115205	K	**4 150.–**	4109093	K	**3 761.–**
50/250-2.2-4	2.20	4115206	K	**4 357.–**	4109095	K	**3 968.–**
50/250-3-4	3.00	4115207	K	**4 451.–**	4109097	K	**4 062.–**
50/250-4-4	4.00	4115208	K	**4 462.–**	4109099	K	**4 073.–**
50/315-4-4	4.00	4115214	K	**4 839.–**	4109111	K	**4 073.–**
50/315-5.5-4	5.50	4115215	K	**5 234.–**	4109113	K	**4 468.–**
50/315-7.5-4	7.50	4115216	K	**5 407.–**	4109115	K	**4 641.–**
50/315-9-4	9.00	4115217	K	**5 604.–**	4109117	K	**4 838.–**
65/125-0.55-4	0.55	4115226	K	**3 735.–**	4109135	K	**3 431.–**
65/125-0.75-4	0.75	4115227	K	**3 799.–**	4109137	K	**3 495.–**
65/125-1.1-4	1.10	4115228	K	**3 914.–**	4109139	K	**3 610.–**
65/160-0.75-4	0.75	4115234	K	**3 840.–**	4109151	K	**3 523.–**
65/160-1.5-4	1.50	4115235	K	**4 098.–**	4109153	K	**3 781.–**
65/160-2.2-4	2.20	4115236	K	**4 330.–**	4109155	K	**4 013.–**
65/200-1.1-4	1.10	4115243	K	**3 991.–**	4109169	K	**3 627.–**
65/200-1.5-4	1.50	4115244	K	**4 165.–**	4109171	K	**3 801.–**
65/200-2.2-4	2.20	4115245	K	**4 425.–**	4109173	K	**4 061.–**
65/200-3-4	3.00	4115246	K	**4 553.–**	4109175	K	**4 189.–**
65/200-4-4	4.00	4115247	K	**4 578.–**	4109177	K	**4 214.–**
65/250-2.2-4	2.20	4115254	K	**4 654.–**	4109191	K	**4 107.–**
65/250-3-4	3.00	4115255	K	**4 759.–**	4109193	K	**4 212.–**
65/250-4-4	4.00	4115256	K	**4 773.–**	4109195	K	**4 226.–**
65/250-5.5-4	5.50	4115257	K	**5 182.–**	4109197	K	**4 635.–**
65/315-5.5-4	5.50	4115263	K	**5 588.–**	4109209	K	**4 800.–**
65/315-7.5-4	7.50	4115264	K	**5 682.–**	4109211	K	**4 894.–**
65/315-9-4	9.00	4115265	K	**6 161.–**	4109213	K	**5 373.–**
65/315-11-4	11.00	4115266	K	**7 449.–**	4109215	K	**6 661.–**
65/315-15-4	15.00	4115267	K	**7 613.–**	4109217	K	**6 825.–**
80/160-1.1-4	1.10	4115268	K	**4 031.–**	4109219	K	**3 642.–**
80/160-1.5-4	1.50	4115269	K	**4 208.–**	4109221	K	**3 819.–**
80/160-2.2-4	2.20	4115270	K	**4 590.–**	4109223	K	**4 201.–**
80/160-3-4	3.00	4115271	K	**4 626.–**	4109225	K	**4 237.–**
80/160-4-4	4.00	4115272	K	**4 647.–**	4109227	K	**4 258.–**
80/200-1.5-4	1.50	4115280	K	**4 325.–**	4109243	K	**3 839.–**
80/200-2.2-4	2.20	4115281	K	**4 687.–**	4109245	K	**4 201.–**
80/200-3-4	3.00	4115282	K	**4 746.–**	4109247	K	**4 260.–**
80/200-4-4	4.00	4115283	K	**4 800.–**	4109249	K	**4 314.–**

🚚 = ready for delivery, L = supply availability, C = approx. 2 weeks, K = approx. 4 weeks, A = on request, 📞 = please contact Wilo
Subject to change – all prices do not include VAT. Our General Terms of Delivery and Service apply (see www.wilo.com/legal) – valid from 01/01/2019 in Germany.

Price group: PG4

Ordering information (4-pole) with spacer coupling

CronoNorm-NL	Rated power	Art. no. Impeller CC480K-GS; Mechanical shaft seal (version 23)			Art. no. Impeller EN-GJL 250; Mechanical shaft seal (version 12)		
Type	P_2 kW		🚚	EUR		🚚	EUR
80/200-5.5-4	5.50	4115284	K	**5 452.–**	4109251	K	**4 966.–**
80/250-3-4	3.00	4115291	K	**4 892.–**	4109265	K	**4 285.–**
80/250-4-4	4.00	4115292	K	**5 194.–**	4109267	K	**4 587.–**
80/250-5.5-4	5.50	4115293	K	**5 740.–**	4109269	K	**5 133.–**
80/250-7.5-4	7.50	4115294	K	**5 751.–**	4109271	K	**5 144.–**
80/315-5.5-4	5.50	4115300	K	**6 309.–**	4109283	K	**5 460.–**
80/315-7.5-4	7.50	4115301	K	**6 418.–**	4109285	K	**5 569.–**
80/315-9-4	9.00	4115302	K	**6 582.–**	4109287	K	**5 733.–**
80/315-11-4	11.00	4115303	K	**7 728.–**	4109289	K	**6 879.–**
80/315-15-4	15.00	4115304	K	**8 015.–**	4109291	K	**7 166.–**
80/400-11-4	11.00	4115305	K	**8 434.–**	4109293	K	**7 099.–**
80/400-15-4	15.00	4115306	K	**8 842.–**	4109295	K	**7 507.–**
80/400-18.5-4	18.50	4115307	K	**9 634.–**	4109297	K	**8 299.–**
80/400-22-4	22.00	4115308	K	**10 071.–**	4109299	K	**8 736.–**
80/400-30-4	30.00	4115309	K	**11 710.–**	4109301	K	**10 375.–**
100/160-2.2-4	2.20	4115310	K	**4 827.–**	4109303	K	**4 245.–**
100/160-3-4	3.00	4115311	K	**4 891.–**	4109305	K	**4 309.–**
100/160-4-4	4.00	4115312	K	**5 223.–**	4109307	K	**4 641.–**
100/160-5.5-4	5.50	4115313	K	**6 046.–**	4109309	K	**5 464.–**
100/200-2.2-4	2.20	4115318	K	**4 898.–**	4109319	K	**4 291.–**
100/200-3-4	3.00	4115319	K	**4 938.–**	4109321	K	**4 331.–**
100/200-4-4	4.00	4115320	K	**5 248.–**	4109323	K	**4 641.–**
100/200-5.5-4	5.50	4115321	K	**6 237.–**	4109325	K	**5 630.–**
100/200-7.5-4	7.50	4115322	K	**6 256.–**	4109327	K	**5 649.–**
100/250-4-4	4.00	4115328	K	**5 801.–**	4109339	K	**5 133.–**
100/250-5.5-4	5.50	4115329	K	**6 461.–**	4109341	K	**5 793.–**
100/250-7.5-4	7.50	4115330	K	**6 572.–**	4109343	K	**5 904.–**
100/250-9-4	9.00	4115331	K	**7 003.–**	4109345	K	**6 335.–**
100/250-11-4	11.00	4115332	K	**7 985.–**	4109347	K	**7 317.–**
100/315-11-4	11.00	4115339	K	**8 506.–**	4109361	K	**7 535.–**
100/315-15-4	15.00	4115340	K	**8 817.–**	4109363	K	**7 846.–**
100/315-18.5-4	18.50	4115341	K	**9 750.–**	4109365	K	**8 779.–**
100/315-22-4	22.00	4115342	K	**9 979.–**	4109367	K	**9 008.–**
100/400-15-4	15.00	4115343	K	**9 320.–**	4109369	K	**7 864.–**
100/400-18.5-4	18.50	4115344	K	**10 717.–**	4109371	K	**9 261.–**
100/400-22-4	22.00	4115345	K	**10 738.–**	4109373	K	**9 282.–**
100/400-30-4	30.00	4115346	K	**11 938.–**	4109375	K	**10 482.–**
100/400-37-4	37.00	4115347	K	**13 687.–**	4109377	K	**12 231.–**
100/400-45-4	45.00	4115348	K	**14 889.–**	4109379	K	**13 433.–**
125/200-7.5-4	7.50	4115349	K	**6 761.–**	4109381	K	**6 154.–**
125/200-9-4	9.00	4115350	K	**7 040.–**	4109383	K	**6 433.–**
125/200-11-4	11.00	4115351	K	**8 361.–**	4109385	K	**7 754.–**
125/200-15-4	15.00	4115352	K	**8 471.–**	4109387	K	**7 864.–**
125/250-7.5-4	7.50	4115357	K	**7 135.–**	4109397	K	**6 407.–**

🚚 = ready for delivery, L = supply availability, C = approx. 2 weeks, K = approx. 4 weeks, A = on request, 📞 = please contact Wilo
Subject to change – all prices do not include VAT. Our General Terms of Delivery and Service apply (see www.wilo.com/legal) – valid from 01/01/2019 in Germany.

Price group: PG4

Ordering information (4-pole) with spacer coupling

CronoNorm-NL	Rated power	Art. no. Impeller CC480K-GS; Mechanical shaft seal (version 23)			Art. no. Impeller EN-GJL 250; Mechanical shaft seal (version 12)		
Type	P_2 kW		🚚	EUR		🚚	EUR
125/250-9-4	9.00	4115358	K	**7 357.–**	4109399	K	**6 629.–**
125/250-11-4	11.00	4115359	K	**8 700.–**	4109401	K	**7 972.–**
125/250-15-4	15.00	4115360	K	**9 464.–**	4109403	K	**8 736.–**
125/250-18.5-4	18.50	4115361	K	**10 470.–**	4109405	K	**9 742.–**
125/315-15-4	15.00	4115362	K	**10 011.–**	4109407	K	**8 736.–**
125/315-18.5-4	18.50	4115363	K	**11 497.–**	4109409	K	**10 222.–**
125/315-22-4	22.00	4115364	K	**11 737.–**	4109411	K	**10 462.–**
125/315-30-4	30.00	4115365	K	**11 868.–**	4109413	K	**10 593.–**
125/315-37-4	37.00	4115366	K	**14 259.–**	4109415	K	**12 984.–**
125/400-30-4	30.00	4115367	K	**12 280.–**	4109417	K	**10 702.–**
125/400-37-4	37.00	4115368	K	**15 120.–**	4109419	K	**13 542.–**
125/400-45-4	45.00	4115369	K	**15 812.–**	4109421	K	**14 234.–**
125/400-55-4	55.00	4115370	K	**17 422.–**	4109423	K	**15 844.–**
125/400-75-4	75.00	4115371	K	**18 068.–**	4109425	K	**16 490.–**
150/200-7.5-4	7.50	4115372	K	**7 570.–**	4109427	K	**6 659.–**
150/200-9-4	9.00	4115373	K	**7 681.–**	4109429	K	**6 770.–**
150/200-11-4	11.00	4115374	K	**9 103.–**	4109431	K	**8 192.–**
150/200-15-4	15.00	4115375	K	**10 461.–**	4109433	K	**9 550.–**
150/200-18.5-4	18.50	4115376	K	**11 613.–**	4109435	K	**10 702.–**
150/250-15-4	15.00	4115377	K	**10 834.–**	4109437	K	**9 887.–**
150/250-18.5-4	18.50	4115378	K	**11 703.–**	4109439	K	**10 756.–**
150/250-22-4	22.00	4115379	K	**11 732.–**	4109441	K	**10 785.–**
150/250-30-4	30.00	4115380	K	**11 757.–**	4109443	K	**10 810.–**
150/315-22-4	22.00	4115381	K	**12 145.–**	4109445	K	**10 810.–**
150/315-30-4	30.00	4115382	K	**12 256.–**	4109447	K	**10 921.–**
150/315-37-4	37.00	4115383	K	**15 748.–**	4109449	K	**14 413.–**
150/315-45-4	45.00	4115384	K	**16 368.–**	4109451	K	**15 033.–**
150/315-55-4	55.00	4115385	K	**17 333.–**	4109453	K	**15 998.–**
150/400-45-4	45.00	4115386	K	**17 532.–**	4109455	K	**15 833.–**
150/400-55-4	55.00	4115387	K	**17 861.–**	4109457	K	**16 162.–**
150/400-75-4	75.00	4115388	K	**21 230.–**	4109459	K	**19 531.–**
150/400-90-4	90.00	4115389	K	**22 666.–**	4109461	K	**20 967.–**

🚚 = ready for delivery, L = supply availability, C = approx. 2 weeks, K = approx. 4 weeks, A = on request, 📞 = please contact Wilo
Subject to change – all prices do not include VAT. Our General Terms of Delivery and Service apply (see www.wilo.com/legal) – valid from 01/01/2019 in Germany.



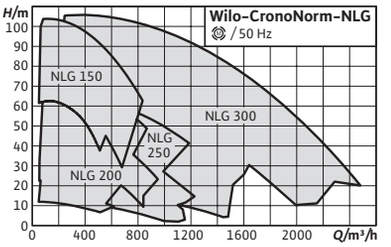

Accessories **Page**
Commissioning/maintenance 592

Wilo-CronoNorm-NLG

Design type
Single-stage, low-pressure centrifugal pump with axial suction, mounted on a baseplate.

Application
- → Pumping of heating water (acc. to VDI 2035), cold water and water/glycol mixtures without abrasive substances in heating, cold water and cooling systems.
- → Applications for irrigation, building services, general industry, power stations, etc.

Scope of delivery
- → Pump
- → Installation and operating instructions
- → Pump with free shaft end **or**
- → Pump on baseplate with coupling and coupling guard **or**
- → Completely mounted pump on baseplate with electric motor

Options
- → Other materials and versions on request
- → Other voltages and frequencies available on request.

Special features/product advantages
- → Reduced life cycle costs thanks to optimized efficiency
- → Bidirectional, force-flushed mechanical seal
- → Interchangeable casing wear rings
- → Permanently lubricated, generously dimensioned roller bearings
- → Low NPSH, best cavitation properties

Notice
- → Motors with energy efficiency class IE3

General notes - ErP (Ecodesign) Directive
The minimum efficiency index, MEI, of the pump series is ≥0.4. For detailed information on the MEI values of the individual pump types, see: Wilo Online Catalogue, available at www.wilo.com

Price group: PG4

Ordering information			
CronoNorm-NLG	Art no.		
Type		🚚	EUR
NLG...(Types on request)	on request	A	📞

🚚 = ready for delivery, L = supply availability, C = approx. 2 weeks, K = approx. 4 weeks, A = on request, 📞 = please contact Wilo
Subject to change – all prices do not include VAT. Our General Terms of Delivery and Service apply (see www.wilo.com/legal) – valid from 01/01/2019 in Germany.



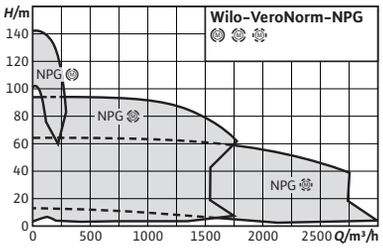

Accessories **Page**

Commissioning/maintenance 592

Wilo-VeroNorm NPG

Design type
Single-stage low-pressure centrifugal pump mounted on the baseplate

Application
- → Pumping of heating water (acc. to VDI 2035), cold water and water/glycol mixtures without abrasive substances in heating, cold water and cooling systems.
- → Applications in municipal water supply, irrigation, building services, general industry, power stations, etc.

Scope of delivery
- → Pump
- → Installation and operating instructions

Special features/product advantages
- → Suitable for temperatures up to 140°C
- → Back-pull-out version
- → Extension of the DIN EN 733 product range

Options
- → Other materials and versions on request
- → Other voltages and frequencies available on request.

Notice
Other voltages and frequencies available on request.

General notes – ErP (Ecodesign) Directive
The minimum efficiency index, MEI, of the pump series is ≥0.4. For detailed information on the MEI values of the individual pump types, see: Wilo Online Catalogue, available at www.wilo.com

Price group: PG4

Ordering information			
VeroNorm-NPG	Art no.		
Type		🚚	EUR
NPG...(Types on request)	on request	A	📞

🚚 = ready for delivery, L = supply availability, C = approx. 2 weeks, K = approx. 4 weeks, A = on request, 📞 = please contact Wilo
Subject to change – all prices do not include VAT. Our General Terms of Delivery and Service apply (see www.wilo.com/legal) – valid from 01/01/2019 in Germany.



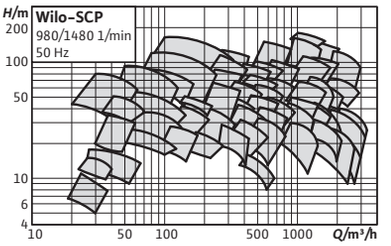

Accessories	Page
Commissioning/maintenance	592

Wilo-SCP

Design type
Axially spilt case pump mounted on a baseplate

Application
- → Pumping heating water in accordance with VDI 2035 water/glycol mixtures, cooling/cold water and domestic hot water
- → Applications in municipal water supply, irrigation, building services, general industry, power stations, etc.

Scope of delivery
- → Pump
- → Installation and operating instructions

Options
- → Other motor versions on request
- → Higher volume flow up to 17 000 m³/h as special version

Special features/product advantages
- → Efficient hydraulics for high flow rates up to 17,000 m³/h
- → Low NPSH thanks to double suction impeller
- → High process reliability and easy maintenance without removing the pressure or suction lines
- → Decreased noise level and reduced vibrations
- → Options: energy efficient IE3-/IE4 motors, drinking water approval (KTW, ACS), innovative Ceram CT coating

- → Special motor (6000V, 10 000 V etc.)
- → Special construction
  - → Impeller: Bronze, grey cast iron, stainless steel
  - → Housing: grey cast iron, spheroidal cast iron
- → Cyclone separator (for flushing the gasket)

Price group: PG4

Ordering information

SCP	Art no.		
Type		🚚	EUR
NPG...(Types on request)	on request	A	📞

🚚 = ready for delivery, L = supply availability, C = approx. 2 weeks, K = approx. 4 weeks, A = on request, 📞 = please contact Wilo
Subject to change – all prices do not include VAT. Our General Terms of Delivery and Service apply (see www.wilo.com/legal) – valid from 01/01/2019 in Germany.



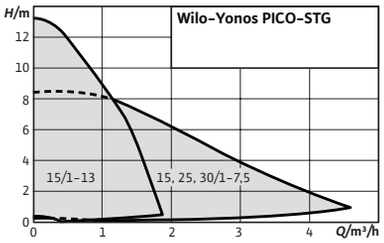

Accessories **Page**

Pipe installation/ screwed connection 143
Pipe installation/ adapter fitting 145
Thermal insulation 154

Wilo-Yonos PICO-STG

Design type

Glandless circulator with screwed connection, blocking-current proof EC motor and integrated electronic power control.

Application

Primary circuits of solar and geothermal energy

Scope of delivery

- → Pump
- → Wilo-Connector
- → Seals
- → Installation and operating instructions

Special features/product advantages

- → Green Button for setting Δp-v control mode or fixed speed
- → External speed control thanks to built-in PWM 1 (geothermal) and PWM 2 (solar) interfaces
- → Flexible connection cable with Wilo-Connector
- → Pump housing with cataphoretic coating protects against corrosion due to condensation water formation
- → Ring LED for operation and fault display

Price group: PG1

Ordering information

Yonos PICO-STG	Pump connection	Energy efficiency index (EEI)	Port-to-port length	Max. operating pressure	Mains connection	Gross weight, approx.	Pieces per pallet	Art. no.		
Type			l_0 mm	p bar		m kg				EUR
15/1-7.5	G 1	≤ 0.21	130	10	1~230 V, 50/60 Hz	2	202	4527505	L	**603.–**
15/1-13-130	G 1	≤ 0.21	130	10	1~230 V, 50/60 Hz	2	202	4527506	L	**646.–**
15/1-13-180	G 1	≤ 0.21	180	10	1~230 V, 50/60 Hz	2.2	202	4527507	L	**630.–**
25/1-7.5	G 1½	≤ 0.21	180	10	1~230 V, 50/60 Hz	2.2	202	4527504	L	**547.–**
30/1-7.5	G 2	≤ 0.21	180	10	1~230 V, 50/60 Hz	2.2	202	4527214	L	**618.–**

Accessories

Type	Description	Art. no.		Price group	
					EUR
Wilo-Angle plug	Angle plug, angled to the left, with permanently attached (cast) 2 m connecting cable	4150229	L	PG14	**21.–**
Wilo-Connector	Wilo-Connector with 2 m connection cable and shockproof plug	4200870	L	PG14	**23.–**
PWM signal cable	Control cable for connection to the PWM interface of the pump. 2-wire rope, length 2 m, with plug and bare cable end with ferrules.	4193901	L	PG14	**18.–**

= ready for delivery, L = supply availability, C = approx. 2 weeks, K = approx. 4 weeks, A = on request, = please contact Wilo
Subject to change – all prices do not include VAT. Our General Terms of Delivery and Service apply (see www.wilo.com/legal) – valid from 01/01/2019 in Germany.



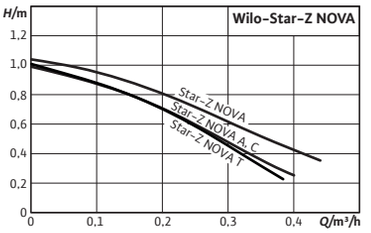

Accessories	Page
Pipe installation/ screwed connection	143
Pipe installation/ adapter fitting	145

Series extension

Wilo-Star-Z NOVA

Design type
Glandless circulator with screwed connection and blocking-current proof synchronous motor

Application
Domestic hot water circulation systems in the industry and building services.

Scope of delivery
- → Pump
- → Thermal insulation
- → Wilo-Connector
- → Gaskets (Star-Z NOVA A, C, T)
- → Installation and operating instructions

Options
- → Star-Z-NOVA A with ball shut-off valve and non-return valve
- → Star-Z-NOVA C with ball shut-off valve, non-return valve and plug-in time switch

Special features/product advantages
- → High degree of hygiene safe thanks to proven technology
- → Improved energy efficiency due to the adapted motor technology with a power consumption of only 3 – 6 watts and thermal insulation shell as standard
- → Quick, easy installation and replacement of common pump types thanks to the flexible service motor and Wilo-Connector
- → The “T” version offers the highest degree of hygiene safety, thanks to the integrated time switch, thermostat and automatic thermal disinfection detection. The Green Button Technology and an intuitive user interface with an LCD display make the “T” version extremely user-friendly

- → Star-Z-NOVA T with ball shut-off valve, non-return valve, time switch, thermostat and thermal disinfection detection

Price group: PG1

Ordering information

Star-Z NOVA	Pump connection	Port-to-port length	Max. operating pressure	Mains connection	Gross weight, approx.	Pieces per pallet	Art. no.		
Type		l_0 mm	p bar		m kg			🚚	EUR
NOVA	Rp ½	84	10	1~230 V, 50 Hz	0.9	320	4132760	L	**218.–**
NOVA A	G 1	138	10	1~230 V, 50 Hz	1.1	320	4132761	L	**242.–**
NOVA C	G 1	138	10	1~230 V, 50 Hz	1.3	147	4132762	L	**324.–**
NOVA T	G 1	138	10	1~230 V, 50 Hz	1.6	270	**4222650**	L	**329.–**

🚚 = ready for delivery, L = supply availability, C = approx. 2 weeks, K = approx. 4 weeks, A = on request, 📞 = please contact Wilo
Subject to change – all prices do not include VAT. Our General Terms of Delivery and Service apply (see www.wilo.com/legal) – valid from 01/01/2019 in Germany.

Service motor					
Type	**Gross weight, approx.**	**Pieces per pallet**	**Art. no.**		
	m kg				EUR
Service motor Star-Z NOVA	0.9	320	4132763	L	**196.–**

Accessories					
Type	**Description**	**Art. no.**		**Price group**	
					EUR
Wilo-Angle plug	Angle plug, angled to the left, with permanently attached (cast) 2 m connecting cable	4150229	L	PG14	**21.–**
Wilo-Connector	Wilo-Connector with 2 m connection cable and shockproof plug	4200870	L	PG14	**23.–**

= ready for delivery, L = supply availability, C = approx. 2 weeks, K = approx. 4 weeks, A = on request, = please contact Wilo
Subject to change – all prices do not include VAT. Our General Terms of Delivery and Service apply (see www.wilo.com/legal) – valid from 01/01/2019 in Germany.



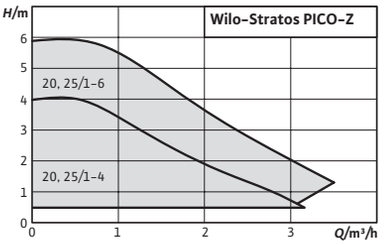

Accessories **Page**

Pipe installation/ screwed connection 143
Pipe installation/ adapter fitting 145

Wilo-Stratos PICO-Z

Design type
Glandless circulation pump with screwed connection, blocking-current proof EC motor and integrated electronic power control.

Application
Drinking water circulation systems in the industry and building services.

Scope of delivery
- → Pump
- → Thermal insulation
- → Wilo-Connector
- → Gaskets
- → Installation and operating instructions

Special features/product advantages
- → Manual and temperature-controlled mode for optimum operation
- → Identification of the thermal disinfection of the domestic hot water tank
- → Display of the current consumption in Watts and the cumulative kilowatt hours or of the current flow and the temperature
- → Stainless steel pump housing protects against bacteria and corrosion
- → Wilo-Connector

Price group: PG1

Ordering information

Stratos PICO-Z	Pump connection	Port-to-port length	Max. operating pressure	Mains connection	Gross weight, approx.	Pieces per pallet	Art. no.		
Type		l_0 mm	p bar		m kg				EUR
20/1-4	G 1¼	150	10	1~230 V, 50/60 Hz	2.1	146	4216470	L	**758.-**
20/1-6	G 1¼	150	10	1~230 V, 50/60 Hz	2.1	146	4216471	L	**872.-**
25/1-4	G 1½	180	10	1~230 V, 50/60 Hz	2.2	146	4216472	L	**705.-**
25/1-6	G 1½	180	10	1~230 V, 50/60 Hz	2.2	146	4216473	L	**811.-**

Accessories

Type	Description	Art. no.		Price group	
					EUR
Wilo-Angle plug	Angle plug, angled to the left, with permanently attached (cast) 2 m connecting cable	4150229	L	PG14	**21.-**
Wilo-Connector	Wilo-Connector with 2 m connection cable and shockproof plug	4200870	L	PG14	**23.-**

= ready for delivery, L = supply availability, C = approx. 2 weeks, K = approx. 4 weeks, A = on request, = please contact Wilo
Subject to change – all prices do not include VAT. Our General Terms of Delivery and Service apply (see www.wilo.com/legal) – valid from 01/01/2019 in Germany.



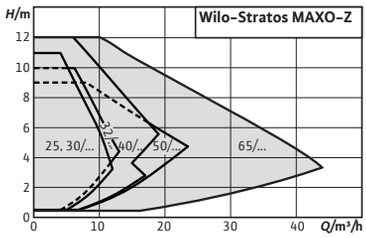

Accessories	Page
Pipe installation/ screwed connection	143
Pipe installation/ adapter fitting	145
Pump control/interface modul	178

Wilo-Stratos MAXO-Z

Design type
Smart glandless circulator with screwed connection or flange connection, EC motor with integrated electronic power adjustment

Application
Domestic hot water circulation systems of all kinds, hot-water heating systems of all kinds, air-conditioning, closed cooling circuits, industrial circulation systems

Scope of delivery
- → Pump
- → Optimised Wilo-Connector
- → 2x threaded cable connection M16 x 1.5
- → Washers for flange screws (for nominal connection diameters DN 32 – DN 65)
- → Including gaskets for threaded connection
- → Thermal insulation
- → Installation and operating instructions

Options
- → Special versions for operating pressure PN 16

Special features/product advantages
- → Intuitive operation by means of application-guided settings with the Setup Guide plus the combination of a new display and operating button using Green Button Technology.
- → Highest standard of drinking water hygiene and energy efficiency with the new, innovative, intelligent T-const. control function.
- → Optimum hygiene promotion through thermal disinfection detection.
- → Latest communication interfaces (e.g. Bluetooth) for connection to mobile devices and direct pump networking for multiple pump control via Wilo Net.
- → Maximum convenience in electrical installation thanks to a clearly arranged and spacious terminal room and the optimised Wilo-Connector.

Notice
According to the German Drinking Water Ordinance (TrinkwV) and DIN 50930-6, only circulators with corrosion-resistant pump housings made of stainless steel or red brass (CC 499K) are to be used in domestic hot water circulation systems.

Price group: PG17

Ordering information PN 6/10

Stratos MAXO-Z	Connection	Energy efficiency index (EEI)	Port-to-port length	Max. operating pressure	Mains connection	Gross weight, approx.	Date of sales availability	Art. no.		
Type			l_0 mm	p bar		m kg				EUR
25/0,5-6	G 1½	≤ 0.18	180	10	1~230 V, 50/60 Hz	8.6	2018-11-01	**2164666**	L	**1 582.-**
25/0,5-8	G 1½	≤ 0.19	180	10	1~230 V, 50/60 Hz	8.6	2018-11-01	**2164667**	L	**1 765.-**

The benchmark for the most efficient circulators is EEI ≤ 0.20

= ready for delivery, L = supply availability, C = approx. 2 weeks, K = approx. 4 weeks, A = on request, = please contact Wilo
Subject to change – all prices do not include VAT. Our General Terms of Delivery and Service apply (see www.wilo.com/legal) – valid from 01/01/2019 in Germany.

Price group: PG17

Ordering information PN 6/10

Stratos MAXO-Z	Connection	Energy efficiency index (EEI)	Port-to-port length	Max. operating pressure	Mains connection	Gross weight, approx.	Date of sales availability	Art. no.		
Type			l_0 mm	p bar		m kg				EUR
25/0,5-12	G 1½	≤ 0.19	180	10	1~230 V, 50/60 Hz	8.9	2018-11-01	**2164668**	L	**2 363.–**
30/0,5-6	G 2	≤ 0.18	180	10	1~230 V, 50/60 Hz	8.6	2018-11-01	**2164669**	L	**1 704.–**
30/0,5-8	G 2	≤ 0.19	180	10	1~230 V, 50/60 Hz	8.6	2018-11-01	**2164670**	L	**1 898.–**
30/0,5-12	G 2	≤ 0.19	180	10	1~230 V, 50/60 Hz	8.9	2018-11-01	**2164671**	L	**2 680.–**
32/0,5-8	DN 32	≤ 0.18	220	10	1~230 V, 50/60 Hz	15.2	2018-11-01	**2164672**	L	**1 942.–**
32/0,5-12	DN 32	≤ 0.18	220	10	1~230 V, 50/60 Hz	15.5	2018-11-01	**2164673**	L	**3 002.–**
40/0,5-8	DN 40	≤ 0.19	220	10	1~230 V, 50/60 Hz	17.9	2018-11-01	**2164674**	L	**3 141.–**
40/0,5-12	DN 40	≤ 0.17	250	10	1~230 V, 50/60 Hz	21.9	2018-11-01	**2164675**	L	**3 718.–**
50/0,5-9	DN 50	≤ 0.17	280	10	1~230 V, 50/60 Hz	20.1	2018-11-01	**2164676**	L	**4 594.–**
65/0,5-12	DN 65	≤ 0.17	340	10	1~230 V, 50/60 Hz	37.5	2019-02-01	**2164677**	L	**5 594.–**

The benchmark for the most efficient circulators is EEI ≤ 0.20

Price group: PG17

Ordering information PN 16

Stratos MAXO-Z	Connection	Energy efficiency index (EEI)	Port-to-port length	Max. operating pressure	Mains connection	Gross weight, approx.	Date of sales availability	Art. no.		
Type			l_0 mm	p bar		m kg				EUR
25/0,5-6	G 1½	≤ 0.18	180	16	1~230 V, 50/60 Hz	8.6	2018-11-01	**2186307**	C	**1 947.–**
25/0,5-8	G 1½	≤ 0.19	180	16	1~230 V, 50/60 Hz	8.6	2018-11-01	**2186308**	C	**2 130.–**
25/0,5-12	G 1½	≤ 0.19	180	16	1~230 V, 50/60 Hz	8.9	2018-11-01	**2186309**	C	**2 728.–**
30/0,5-6	G 2	≤ 0.18	180	16	1~230 V, 50/60 Hz	8.6	2018-11-01	**2186310**	C	**2 179.–**
30/0,5-8	G 2	≤ 0.19	180	16	1~230 V, 50/60 Hz	8.6	2018-11-01	**2186311**	C	**2 373.–**
30/0,5-12	G 2	≤ 0.19	180	16	1~230 V, 50/60 Hz	8.9	2018-11-01	**2186312**	C	**3 155.–**
32/0,5-8	DN 32	≤ 0.18	220	16	1~230 V, 50/60 Hz	15.2	2018-11-01	**2186313**	C	**2 467.–**
32/0,5-12	DN 32	≤ 0.18	220	16	1~230 V, 50/60 Hz	15.5	2018-11-01	**2186314**	C	**3 527.–**
40/0,5-8	DN 40	≤ 0.19	220	16	1~230 V, 50/60 Hz	17.9	2018-11-01	**2186315**	C	**3 711.–**
40/0,5-12	DN 40	≤ 0.17	250	16	1~230 V, 50/60 Hz	21.9	2018-11-01	**2186316**	C	**4 288.–**
50/0,5-9	DN 50	≤ 0.17	280	16	1~230 V, 50/60 Hz	20.1	2018-11-01	**2186317**	C	**5 164.–**
65/0,5-12	DN 65	≤ 0.17	340	16	1~230 V, 50/60 Hz	37.5	2019-02-01	**2186318**	C	**6 219.–**

The benchmark for the most efficient circulators is EEI ≤ 0.20

Accessories

Type	Description	Art. no.		Price group	
					EUR
Immersion sensor PT 1000 AA	Temperature sensor Pt 1000 AA to be installed in immersion sleeve. Connected to Wilo-Stratos MAXO.	**2193422**	A	PG14	**26.–**
Pipe surface contact sensor PT 1000 B	Temperature sensor Pt 1000 B to be clamped-on the piping. Connected to Wilo-Stratos MAXOS-Z.	**2193421**	A	PG14	**26.–**
Immersion sleeve G ½, 100mm	Immersion sleeve with 100 mm port-to-port length incl. screw thread G 1/2" to connect the immersion temperature sensor Pt 1000 AA.	**2193424**	A	PG14	**23.–**
Immersion sleeve G ½, 45mm	Immersion sleeve with 45 mm port-to-port length incl. screw thread G 1/2" to connect the immersion temperature sensor Pt 1000 AA.	**2193423**	A	PG14	**21.–**

= ready for delivery, L = supply availability, C = approx. 2 weeks, K = approx. 4 weeks, A = on request, = please contact Wilo
Subject to change – all prices do not include VAT. Our General Terms of Delivery and Service apply (see www.wilo.com/legal) – valid from 01/01/2019 in Germany.



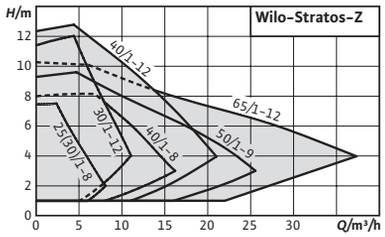

Accessories	Page
Pipe installation/ screwed connection	143
Pipe installation/ adapter fitting	145
Pump control/interface modul	178
IR-Monitor/IR-Stick	197

Wilo-Stratos-Z

Design type
Glandless circulating pump with screwed connection or flange connection, EC motor and automatic power adjustment.

Application
Domestic hot water circulation systems of all kinds, hot-water heating systems of all kinds, air-conditioning, closed cooling circuits, industrial circulation systems

Scope of delivery
- → Pump
- → Including thermal insulation
- → Including seals for threaded connection (loose)
- → Including washers for flange screws (for nominal connection diameters DN 40 – DN 65)
- → Including installation and operating instructions

Options
- → Special versions for operating pressure PN 16

Special features/product advantages
- → Energy savings through greater system efficiency with the Q-Limit function (volume flow limiter)
- → Optimised display for better readability and operation
- → Space-saving installation due to compact design and location-dependent LC display
- → Modular concept for connection of all conventional bus systems (e.g. Modbus, BACnet, CAN, LON and PLR)
- → Corrosion-resistant pump housing in red brass for systems where oxygen entry is possible
- → Tried and tested quality and reliability

Notice
According to the Drinking Water Ordinance and DIN 50930-6, only circulation pumps with corrosion-resistant pump housings made of stainless steel or red brass (CC 499K) are to be used in domestic hot water circulation systems.

Price group: PG2

Ordering information

Stratos-Z Type	Connection	Energy efficiency index (EEI)	Port-to-port length l_0 mm	Max. operating pressure p bar	Mains connection	Gross weight, approx. m kg	Art. no.		EUR
25/1-8 RG	G 1½	≤ 0.20	180	10	1~230 V, 50/60 Hz	5.3	2090469	L	**1 700.–**
30/1-8 RG	G 2	≤ 0.20	180	10	1~230 V, 50/60 Hz	5.3	2090470	L	**1 826.–**
30/1-12	G 2	≤ 0.20	180	10	1~230 V, 50/60 Hz	7.9	2090471	L	**2 579.–**
30/1-12 GG	G 2	≤ 0.20	180	10	1~230 V, 50/60 Hz	6.5	2090476	L	**2 479.–**

The benchmark for the most efficient circulators is EEI ≤ 0.20

= ready for delivery, L = supply availability, C = approx. 2 weeks, K = approx. 4 weeks, A = on request, = please contact Wilo
Subject to change – all prices do not include VAT. Our General Terms of Delivery and Service apply (see www.wilo.com/legal) – valid from 01/01/2019 in Germany.

Price group: PG2

Ordering information

Stratos-Z	Connection	Energy efficiency index (EEI)	Port-to-port length	Max. operating pressure	Mains connection	Gross weight, approx.	Art. no.		
Type			l_0 mm	p bar		m kg			EUR
40/1-8	DN 40	≤ 0.20	220	10	1~230 V, 50/60 Hz	12.3	2090472	L	**3 024.–**
40/1-8 GG	DN 40	≤ 0.20	220	10	1~230 V, 50/60 Hz	12.3	2090477	L	**2 907.–**
40/1-12	DN 40	≤ 0.20	250	10	1~230 V, 50/60 Hz	17.3	2090473	L	**3 579.–**
50/1-9	DN 50	≤ 0.20	280	10	1~230 V, 50/60 Hz	19.3	2090474	L	**4 422.–**
65/1-12	DN 65	≤ 0.20	340	10	1~230 V, 50/60 Hz	33.3	2152257	L	**5 384.–**

The benchmark for the most efficient circulators is EEI ≤ 0.20

Price group: PG2

Ordering information PN 16

Stratos-Z	Connection	Energy efficiency index (EEI)	Port-to-port length	Max. operating pressure	Mains connection	Gross weight, approx.	Art. no.		
Type			l_0 mm	p bar		m kg			EUR
25/1-8	G 1½	≤ 0.20	180	16	1~230 V, 50/60 Hz	5.3	2069758	C	**2 075.–**
30/1-8	G 2	≤ 0.20	180	16	1~230 V, 50/60 Hz	5.3	2066864	C	**2 315.–**
30/1-12	G 2	≤ 0.20	180	16	1~230 V, 50/60 Hz	7.9	2063403	C	**3 068.–**
40/1-8	DN 40	≤ 0.20	220	16	1~230 V, 50/60 Hz	12.3	2069737	C	**3 611.–**
40/1-8 GG	DN 40	≤ 0.20	220	16	1~230 V, 50/60 Hz	12.3	2069738	C	**3 494.–**
40/1-12	DN 40	≤ 0.20	250	16	1~230 V, 50/60 Hz	17.3	2066865	C	**4 166.–**
50/1-9	DN 50	≤ 0.20	280	16	1~230 V, 50/60 Hz	19.3	2069736	C	**5 009.–**
65/1-12	DN 65	≤ 0.20	340	16	1~230 V, 50/60 Hz	33.3	2099029	C	**6 028.–**

The benchmark for the most efficient circulators is EEI ≤ 0.20

= ready for delivery, L = supply availability, C = approx. 2 weeks, K = approx. 4 weeks, A = on request, = please contact Wilo
Subject to change – all prices do not include VAT. Our General Terms of Delivery and Service apply (see www.wilo.com/legal) – valid from 01/01/2019 in Germany.



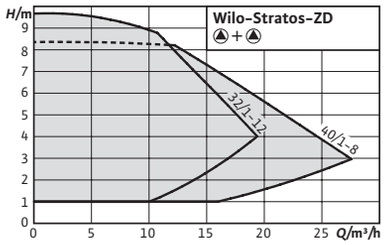

Accessories	Page
Pipe installation/ adapter fitting	145
Pump control/interface modul	178
Blind flanges	196
IR-Monitor/IR-Stick	197

Wilo-Stratos-ZD

Design type
Glandless circulation double pump with flange connection, EC motor and automatic power adjustment

Application
Domestic hot water circulation systems of all kinds, hot-water heating systems of all kinds, air conditioning, closed cooling circuits, industrial circulating systems

Scope of delivery
- → Pump
- → Washers for flange screws (with nominal connection diameter DN 32 / DN 40)
- → Installation and operating instructions

Options
- → Special versions for operating pressure PN 16 (at additional charge)

Special features/product advantages
- → Energy savings through greater system efficiency with the Q-Limit function (volume flow limiter)
- → Optimised display for better readability and operation
- → Space-saving installation due to compact design and location-dependent LC display
- → Modular concept for connection of all conventional bus systems (e.g. Modbus, BACnet, CAN, LON and PLR)
- → Dual pump management via retrofittable IF-Modules:
- → Tried and tested quality and reliability

Price group: PG2

Ordering information

Stratos-ZD	Pressure port	Energy efficiency index (EEI)	Port-to-port length	Max. operating pressure	Mains connection	Gross weight, approx.	Art. no.		
Type			l_0 mm	p bar		m kg		🚚	EUR
32/1-12	DN 32	≤ 0.23	220	10	1~230 V, 50/60 Hz	18.3	2090478	L	**5 514.–**
40/1-8	DN 40	≤ 0.23	220	10	1~230 V, 50/60 Hz	18.3	2090479	L	**5 538.–**

🚚 = ready for delivery, L = supply availability, C = approx. 2 weeks, K = approx. 4 weeks, A = on request, 📞 = please contact Wilo
Subject to change – all prices do not include VAT. Our General Terms of Delivery and Service apply (see www.wilo.com/legal) – valid from 01/01/2019 in Germany.



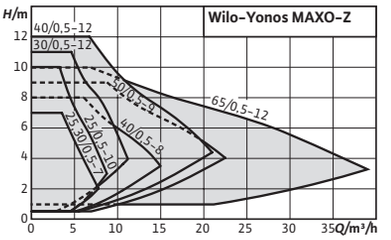

Accessories **Page**

Pipe installation/ screwed connection 143
Pipe installation/ adapter fitting 145
Thermal insulation

Wilo-Yonos MAXO-Z

Design type
Glandless circulator with threaded connection or flange connection, EC motor with automatic power adjustment.

Application
Domestic hot water circulation systems in industry and building services.

Scope of delivery
- → Pump
- → Including gaskets for threaded connection
- → Incl. washers for flange screws (for nominal connection diameters DN 40 – DN 65)
- → Including installation and operating instructions

Notice
According to the Drinking Water Ordinance and DIN 50930-6, only circulators with corrosion-resistant pump housings made of stainless steel or red brass (CC 499K) are to be used in domestic hot water circulation systems.

Special features/product advantages
- → High drinking water hygiene ensured through collective fault signal
- → Energy-saving due to high-efficiency hydraulics and synchronous motor
- → Complete transparency of the delivery head, speed and possible faults thanks to its LED display
- → Simple adjustment over three speed stages using the green Knob when replacing an uncontrolled standard pump
- → Easier electrical connection thanks to the Wilo-Plug
- → Compact design and proven user-friendliness

Price group: PG2

Ordering information

Yonos MAXO-Z	Connection	Energy efficiency index (EEI)	Port-to-port length	Max. operating pressure	Mains connection	Gross weight, approx.	Art. no.		
Type			l_0 mm	p bar		m kg		🚚	EUR
25/0,5-7	G 1½	≤ 0.20	180	10	1~230 V, 50/60 Hz	5	2175538	L	**1 251.–**
25/0,5-10	G 1½	≤ 0.20	180	10	1~230 V, 50/60 Hz	5	2175539	L	**1 568.–**
30/0,5-7	G 2	≤ 0.20	180	10	1~230 V, 50/60 Hz	5.3	2175540	L	**1 407.–**
30/0,5-12	G 2	≤ 0.20	180	10	1~230 V, 50/60 Hz	5.3	2175541	L	**1 918.–**
40/0,5-8	DN 40	≤ 0.20	220	10	1~230 V, 50/60 Hz	13	2175542	L	**2 569.–**

The benchmark for the most efficient circulators is EEI ≤ 0.20

🚚 = ready for delivery, L = supply availability, C = approx. 2 weeks, K = approx. 4 weeks, A = on request, ✆ = please contact Wilo
Subject to change – all prices do not include VAT. Our General Terms of Delivery and Service apply (see www.wilo.com/legal) – valid from 01/01/2019 in Germany.

Price group: PG2

Ordering information

Yonos MAXO-Z	Connection	Energy efficiency index (EEI)	Port-to-port length	Max. operating pressure	Mains connection	Gross weight, approx.	Art. no.		
Type			l_0 mm	p bar		m kg		🚚	EUR
40/0,5-12	DN 40	≤ 0.20	250	10	1~230 V, 50/60 Hz	18.4	2175543	L	**2 851.–**
50/0,5-9	DN 50	≤ 0.20	280	10	1~230 V, 50/60 Hz	19.8	2175544	L	**3 523.–**
65/0,5-12	DN 65	≤ 0.20	340	10	1~230 V, 50/60 Hz	33.8	2175545	L	**4 575.–**

The benchmark for the most efficient circulators is EEI ≤ 0.20

🚚 = ready for delivery, L = supply availability, C = approx. 2 weeks, K = approx. 4 weeks, A = on request, 📞 = please contact Wilo
Subject to change – all prices do not include VAT. Our General Terms of Delivery and Service apply (see www.wilo.com/legal) – valid from 01/01/2019 in Germany.



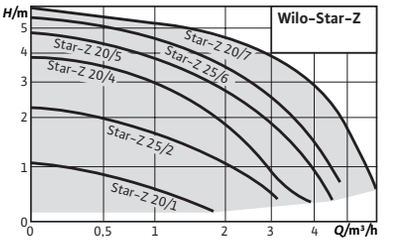

Accessories	Page
Pipe installation/ screwed connection	143
Pipe installation/ adapter fitting	145
Thermal insulation	154
Motor protection	187

Wilo-Star-Z

Design type
Glandless circulator with screwed connection

Application
Domestic hot water circulation systems in the industry and building services.

Special features/product advantages
→ AC pumps with electrical quick connection
→ All plastic parts that come into contact with the fluid fulfil KTW recommendations

Scope of delivery
→ Pump
→ Gaskets for threaded connection
→ Installation and operating instructions

Price group: PG1

Ordering information

Star-Z	Pump connection	Port-to-port length	Max. operating pressure	Mains connection	Gross weight, approx.	Pieces per pallet	Art. no.		
Type		l_0 mm	p bar		m kg				EUR
20/1	G 1¼	140	10	1~230 V, 50 Hz	2.3	256	4028111	L	**325.–**
20/4-3	G 1¼	150	10	1~230 V, 50 Hz	2.4	256	4081193	L	**529.–**
20/5-3	G 1¼	150	10	1~230 V, 50 Hz	2.5	256	4081198	L	**559.–**
20/7-3	G 1¼	150	10	1~230 V, 50 Hz	2.9	256	4081203	L	**586.–**
25/2	G 1½	180	10	1~230 V, 50 Hz	2.5	256	4029062	L	**520.–**
25/2 DM	G 1½	180	10	3~400 V, 50 Hz	2.6	90	4037124	A	✆
25/6-3	G 1½	180	10	1~230 V, 50 Hz	2.7	256	4047573	L	**559.–**

🚚 = ready for delivery, L = supply availability, C = approx. 2 weeks, K = approx. 4 weeks, A = on request, ✆ = please contact Wilo
Subject to change – all prices do not include VAT. Our General Terms of Delivery and Service apply (see www.wilo.com/legal) – valid from 01/01/2019 in Germany.



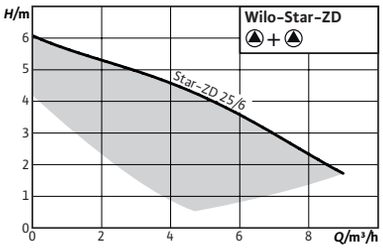

Accessories	Page
Pipe installation/ screwed connection	143
Pipe installation/ adapter fitting	145
Thermal insulation	154
Motor protection	187

Wilo-Star-ZD

Design type
Glandless twin-head circulator with screwed connection; preselectable speed stages for power adjustment

Application
Domestic hot water circulation systems in the industry and building services.

Scope of delivery
- → Pump
- → Seals
- → Installation and operating instructions

Special features/product advantages
- → Twin-head pump for single or parallel operation
- → Suitable for every installation position with horizontal shaft; terminal box in 3-6-9-12 o'clock position
- → Internal bypass circulation, which prevents Legionella growth in the standby unit
- → Increased reliability in individual operation due to the constant availability of a standby unit ready for operation

Price group: PG1

Ordering information

Star-ZD	Pump connection	Port-to-port length	Max. operating pressure	Mains connection	Gross weight, approx.	Pieces per pallet	Art. no.		
Type		l_0 mm	p bar		m kg				EUR
25/6	G 1½	180	10	1~230 V, 50 Hz	6.7	60	4111288	C	✆

= ready for delivery, L = supply availability, C = approx. 2 weeks, K = approx. 4 weeks, A = on request, ✆ = please contact Wilo
Subject to change – all prices do not include VAT. Our General Terms of Delivery and Service apply (see www.wilo.com/legal) – valid from 01/01/2019 in Germany.



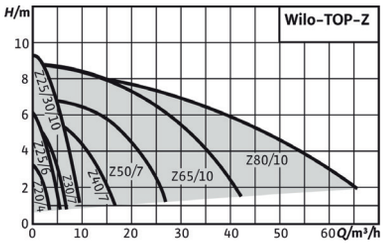

Accessories	Page
Pipe installation/ screwed connection	143
Pipe installation/ adapter fitting	145
Thermal insulation	154
Motor protection	187

Wilo-TOP-Z

Design type
Glandless pump circulator with screwed connection or flange connection. Pre-selectable speed stages for power adjustment

Application
Domestic hot water circulation systems in industry and building services.

Scope of delivery
- → Pump
- → Including thermal insulation
- → Including seals for threaded connection
- → Including washers for flange screws (for nominal connection diameters DN 40 – DN 65)
- → Including installation and operating instructions

Special features/product advantages
- → Direction of rotation signal lamp for displaying the correct sense of rotation (only with 3~)
- → With thermal insulation as standard

Options
- → Special versions for operating pressure PN 16
- → Version for special voltage on request

Notice
According to the Drinking Water Ordinance and DIN 50930-6, only circulation pumps with corrosion-resistant pump housings made of stainless steel or red brass (CC 499K) are to be used in domestic hot water circulation systems.

Price group: PG2

Ordering information

TOP-Z Type	Pump housing material	Pump connection	Port-to-port length l_0 mm	Max. operating pressure p bar	Mains connection	Gross weight, approx. m kg	Art. no.		EUR
20/4	Stainless steel	G 1¼	150	10	1~230 V, 50 Hz	3.7	2045519	L	**853.–**
20/4	Stainless steel	G 1¼	150	10	3~230 V, 3~400 V, 50 Hz	3.8	2045520	L	**804.–**
25/6	Red brass	G 1½	180	10	1~230 V, 50 Hz	4.1	2045521	L	**868.–**
25/6	Red brass	G 1½	180	10	3~230 V, 3~400 V, 50 Hz	4.1	2045522	L	**845.–**
25/10	Stainless steel	G 1½	180	10	1~230 V, 50 Hz	7.8	2061964	L	**1 420.–**
25/10	Red brass	G 1½	180	10	3~230 V, 3~400 V, 50 Hz	7.8	2175509	L	**1 376.–**
30/7	Red brass	G 2	180	10	1~230 V, 50 Hz	6	2048340	L	**921.–**
30/7	Red brass	G 2	180	10	3~230 V, 3~400 V, 50 Hz	5.9	2048341	L	**873.–**
30/10	Red brass	G 2	180	10	1~230 V, 50 Hz	7.6	2059857	L	**1 454.–**

= ready for delivery, L = supply availability, C = approx. 2 weeks, K = approx. 4 weeks, A = on request, = please contact Wilo
Subject to change – all prices do not include VAT. Our General Terms of Delivery and Service apply (see www.wilo.com/legal) – valid from 01/01/2019 in Germany.

Price group: PG2

Ordering information

TOP-Z	Pump housing material	Pump connection	Port-to-port length	Max. operating pressure	Mains connection	Gross weight, approx.	Art. no.		
Type			l_0 mm	p bar		m kg			EUR
30/10	Red brass	G 2	180	10	3~230 V, 3~400 V, 50 Hz	7.8	2175512	C	**1 376.–**
40/7	Cast iron	DN 40	250	10	1~230 V, 50 Hz	12.4	2046631	L	**1 400.–**
40/7	Red brass	DN 40	250	10	1~230 V, 50 Hz	14.2	2046637	L	**2 296.–**
40/7	Cast iron	DN 40	250	10	3~230 V, 3~400 V, 50 Hz	12	2175515	L	**1 292.–**
40/7	Red brass	DN 40	250	10	3~230 V, 3~400 V, 50 Hz	14.2	2175516	L	**2 522.–**
50/7	Cast iron	DN 50	280	10	3~230 V, 3~400 V, 50 Hz	17.9	2175521	L	**1 833.–**
50/7	Red brass	DN 50	280	10	3~230 V, 3~400 V, 50 Hz	20.7	2175522	L	**2 988.–**
65/10	Cast iron	DN 65	340	10	3~230 V, 3~400 V, 50 Hz	29.7	2175527	C	**3 143.–**
65/10	Red brass	DN 65	340	10	3~230 V, 3~400 V, 50 Hz	32.5	2175528	L	**4 436.–**
80/10	Cast iron	DN 80	360	6	3~230 V, 3~400 V, 50 Hz	30	2175531	C	**3 810.–**
80/10	Red brass	DN 80	360	6	3~230 V, 3~400 V, 50 Hz	34.5	2175532	C	**5 163.–**
80/10	Cast iron	DN 80	360	10	3~230 V, 3~400 V, 50 Hz	34	2175533	C	**3 999.–**
80/10	Red brass	DN 80	360	10	3~230 V, 3~400 V, 50 Hz	37	2175534	C	**5 355.–**

Price group: PG2

Ordering information PN 16

TOP-Z	Pump housing material	Pump connection	Port-to-port length	Max. operating pressure	Mains connection	Gross weight, approx.	Art. no.		
Type			l_0 mm	p bar		m kg			EUR
25/10	Red brass	G 1½	180	16	1~230 V, 50 Hz	7.8	2086131	C	**1 842.–**
25/10	Red brass	G 1½	180	16	3~230 V, 3~400 V, 50 Hz	7.8	2175510	C	**1 761.–**
30/10	Red brass	G 2	180	16	1~230 V, 50 Hz	7.6	2115863	C	**1 946.–**
30/10	Red brass	G 2	180	16	3~230 V, 3~400 V, 50 Hz	7.7	2175513	C	**1 977.–**
40/7	Red brass	DN 40	250	16	1~230 V, 50 Hz	14.2	2070569	C	**3 166.–**
40/7	Cast iron	DN 40	250	16	1~230 V, 50 Hz	12.4	2071094	C	**2 000.–**
40/7	Cast iron	DN 40	250	16	3~230 V, 3~400 V, 50 Hz	12.4	2175517	C	**1 893.–**
40/7	Red brass	DN 40	250	16	3~230 V, 3~400 V, 50 Hz	14.2	2175518	C	**3 062.–**
50/7	Cast iron	DN 50	280	16	3~230 V, 3~400 V, 50 Hz	18	2175523	C	**2 498.–**
50/7	Red brass	DN 50	280	16	3~230 V, 3~400 V, 50 Hz	21	2175524	C	**3 758.–**
65/10	Cast iron	DN 65	340	16	3~230 V, 3~400 V, 50 Hz	29.7	2175529	C	**3 803.–**
65/10	Red brass	DN 65	340	16	3~230 V, 3~400 V, 50 Hz	32.5	2175530	C	**5 096.–**
80/10	Red brass	DN 80	360	16	3~230 V, 3~400 V, 50 Hz	37	2175536	C	**6 014.–**
80/10	Cast iron	DN 80	360	16	3~230 V, 3~400 V, 50 Hz	34	2175535	C	**4 777.–**

= ready for delivery, L = supply availability, C = approx. 2 weeks, K = approx. 4 weeks, A = on request, = please contact Wilo
Subject to change – all prices do not include VAT. Our General Terms of Delivery and Service apply (see www.wilo.com/legal) – valid from 01/01/2019 in Germany.



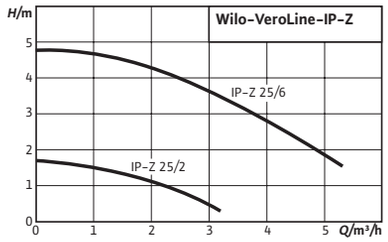

Wilo-VeroLine-IP-Z

Design type
Glanded circulation pump in in-line design with threaded connection

Application
For pumping drinking water, cold and hot water (in accordance with VDI 2035) without abrasive substances, in heating, cold water and cooling water systems

Scope of delivery
- → Pump
- → Installation and operating instructions

Special features/product advantages
- → High resistance to corrosive fluids due to stainless steel housing and Noryl impeller
- → Wide range of applications due to suitability for water hardness up to 5 mmol/l (28 °dH)
- → All plastic parts that come into contact with the fluid fulfil KTW recommendations

Price group: PG3

Ordering information (2-pole types)

VeroLine-IP-Z	Port-to-port length	Max. operating pressure	Mains connection	Gross weight, approx.	Art. no.		
Type	l_0 mm	p bar		m kg			EUR
25/6	180	10	3~230 V, 3~400 V, 50 Hz	5.2	4090294	L	**809.–**
25/6	180	10	1~230 V, 50 Hz	6.1	4090295	L	**877.–**

Price group: PG3

Ordering information (4-pole types)

VeroLine-IP-Z	Port-to-port length	Max. operating pressure	Mains connection	Gross weight, approx.	Art. no.		
Type	l_0 mm	p bar		m kg			EUR
25/2	180	10	3~230 V, 3~400 V, 50 Hz	4.7	4090292	L	**720.–**
25/2	180	10	1~230 V, 50 Hz	5.7	4090293	L	**747.–**

Price group: PG14

Accessories

Type	Description	Art. no.		
				EUR
KIT-NEC-33-IL-Z	2 stainless steel adapters (1 set), G1½ i x G2 a x 33	4037301	L	**77.–**

= ready for delivery, L = supply availability, C = approx. 2 weeks, K = approx. 4 weeks, A = on request, = please contact Wilo
Subject to change – all prices do not include VAT. Our General Terms of Delivery and Service apply (see www.wilo.com/legal) – valid from 01/01/2019 in Germany.



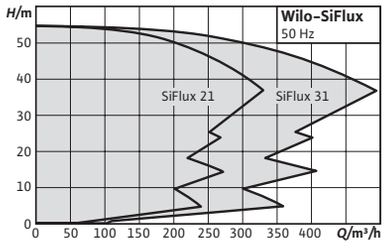

Wilo-SiFlux

Design type

High-efficiency, fully automatic, ready for connection multi-pump system for the implementation of larger volume flows in heating, cold water and cooling systems. 3 to 4 parallel-switched, electronically controlled inline pumps in glanded design of the series VeroLine-IP-E or CronoLine-IL-E. One pump in each case as standby pump. Including Smart Controller SCe.

Application

For pumping heating water (in accordance with VDI 2035), water-glycol mixtures and cooling and cold water without abrasive substances in heating, cold water and cooling water systems

Scope of delivery

- → Multi-pump system Wilo-SiFlux
- → Wilo-SiFlux installation and operating instructions

Special features/product advantages

- → Rapid, easy installation with pre-installed system. Troubleshooting minimised as a result.
- → Energy-saving: Operation in partial load range in accordance with current demand.
- → Reliable system thanks to intermatched components.
- → Compact design, good accessibility of all components.
- → Everything from a single source. Less need for clarification at time of procurement.

- → Pump installation and operating instructions
- → Switchgear installation and operating instructions

Price group: PG6

Ordering information

SiFlux	Mains connection	Max. operating pressure	Flow rate	Rated current	Gross weight, approx.	Art. no.		
Type		p bar	Q m³/h	I_N A	m kg		🚚	EUR
21-95-IL-E 80/160-11/2-SC-16-T4	3~440 V, 50 Hz	16	95.0	18.5	1576	4189235	A	**53 144.–**
21-120-IL-E 80/160-11/2-SC-16-T4	3~440 V, 50 Hz	16	120.0	18.5	1912	4189241	A	**67 809.–**
21-IL-E 40/170-5,5/2-SC-16-T4	3~440 V, 50 Hz	16	25.0	10.3	582	4189218	K	**33 288.–**
21-IL-E 50/180-7,5/2-SC-16-T4	3~440 V, 50 Hz	16	45.0	13.2	1058	4189224	K	**37 002.–**
21-IL-E 65/160-7,5/2-SC-16-T4	3~440 V, 50 Hz	16	65.0	13.2	1180	4189230	K	**44 724.–**
21-IL-E 80/140-7,5/2-SC-16-T4	3~440 V, 50 Hz	16	120.0	13.2	1709	4189240	A	**54 040.–**
21-IL-E 80/170-15/2-SC-16-T4	3~440 V, 50 Hz	16	95.0	25.3	1596	4189236	A	**61 372.–**
21-IL-E 80/200-22/2-SC-16-T4	3~440 V, 50 Hz	16	120.0	20.7	2069	4189242	A	**74 871.–**
21-IP-E 40/120-1,5/2-SC-16-T4	3~440 V, 50 Hz	16	25.0	4.5	680	4189216	K	**23 624.–**

🚚 = ready for delivery, L = supply availability, C = approx. 2 weeks, K = approx. 4 weeks, A = on request, 📞 = please contact Wilo
Subject to change – all prices do not include VAT. Our General Terms of Delivery and Service apply (see www.wilo.com/legal) – valid from 01/01/2019 in Germany.

Price group: PG6

Ordering information

SiFlux Type	Mains connection	Max. operating pressure p bar	Flow rate Q m³/h	Rated current I_N A	Gross weight, approx. m kg	Art. no.		
								EUR
21-IP-E 40/160-4/2-SC-16-T4	3~440 V, 50 Hz	16	25.0	10.5	723	4189217	K	**26 778.–**
21-IP-E 50/130-2,2/2-SC-16-T4	3~440 V, 50 Hz	16	45.0	7.2	833	4189222	K	**26 734.–**
21-IP-E 50/150-4/2-SC-16-T4	3~440 V, 50 Hz	16	45.0	10.5	873	4189223	C	**32 201.–**
21-IP-E 65/120-3/2-SC-16-T4	3~440 V, 50 Hz	16	65.0	8.9	1002	4189228	K	**32 318.–**
21-IP-E 65/130-4/2-SC-16-T4	3~440 V, 50 Hz	16	65.0	10.5	1027	4189229	K	**39 009.–**
21-IP-E 80/110-4/2-SC-10-T4	3~440 V, 50 Hz	10	95.0	10.5	1224	4196555	A	**40 692.–**
31-95-IL-E 80/160-11/2-SC-16-T4	3~440 V, 50 Hz	16	95.0	18.5	1997	4189238	A	**69 117.–**
31-120-IL-E 80/160-11/2-SC-16-T4	3~440 V, 50 Hz	16	120.0	18.5	2379	4189244	A	**85 127.–**
31-IL-E 40/170-5,5/2-SC-16-T4	3~440 V, 50 Hz	16	25.0	10.3	1167	4189221	K	**41 008.–**
31-IL-E 50/180-7,5/2-SC-16-T4	3~440 V, 50 Hz	16	45.0	13.2	1437	4189227	K	**47 598.–**
31-IL-E 65/160-7,5/2-SC-16-T4	3~440 V, 50 Hz	16	65.0	13.2	1620	4189233	A	**61 020.–**
31-IL-E 80/140-7,5/2-SC-16-T4	3~440 V, 50 Hz	16	120.0	13.2	2109	4189243	A	**71 772.–**
31-IL-E 80/170-15/2-SC-16-T4	3~440 V, 50 Hz	16	95.0	25.3	2024	4189239	A	**81 077.–**
31-IL-E 80/200-22/2-SC-16-T4	3~440 V, 50 Hz	16	120.0	20.7	2590	4189245	A	**95 417.–**
31-IP-E 40/120-1,5/2-SC-16-T4	3~440 V, 50 Hz	16	25.0	4.5	936	4189219	K	**29 231.–**
31-IP-E 40/160-4/2-SC-16-T4	3~440 V, 50 Hz	16	25.0	10.5	994	4189220	K	**33 732.–**
31-IP-E 50/130-2,2/2-SC-16-T4	3~440 V, 50 Hz	16	45.0	7.2	1137	4189225	K	**36 234.–**
31-IP-E 50/150-4/2-SC-16-T4	3~440 V, 50 Hz	16	45.0	10.5	1191	4189226	K	**41 150.–**
31-IP-E 65/120-3/2-SC-16-T4	3~440 V, 50 Hz	16	65.0	8.9	1350	4189231	A	**44 772.–**
31-IP-E 65/130-4/2-SC-16-T4	3~440 V, 50 Hz	16	65.0	10.5	1379	4189232	A	**51 268.–**
31-IP-E 80/110-4/2-SC-10-T4	3~440 V, 50 Hz	16	95.0	10.5	1532	4196556	A	**55 917.–**

= ready for delivery, L = supply availability, C = approx. 2 weeks, K = approx. 4 weeks, A = on request, = please contact Wilo
Subject to change – all prices do not include VAT. Our General Terms of Delivery and Service apply (see www.wilo.com/legal) – valid from 01/01/2019 in Germany.



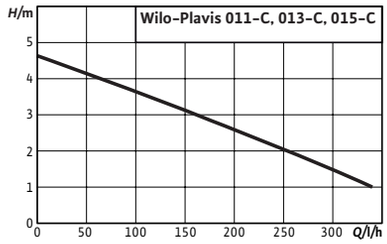

Wilo-Plavis 011-C

Design type
Automatic condensate lifting unit

Application
- → Condensing boiler technology
- → Air-conditioning and cooling systems (e.g. refrigerators and evaporators)

Scope of delivery
- → Condensate lifting unit with level sensor
- → Tank, cover
- → 1.5 m long electric cable
- → Installation and operating instructions

Notice
Changed dimensions to previous model

Special features/product advantages
- → Reliable level measurement ensures high operating safety
- → Easy installation thanks to Plug & Pump systems with adaptable inlet
- → Quick and easy maintenance thanks to integrated non-return ball valve
- → Energy saving through low power consumption (≤20 W)
- → Perfect integration in the customers' environment thanks to compact modern design and quiet operation (≤40 dBA)

Price group: PG7

Ordering information

Plavis 011-C	Volume	Art. no.		
	V			
Type	l			EUR
011-C-2G	0.7	**2548593**	L	**88.-**

= ready for delivery, L = supply availability, C = approx. 2 weeks, K = approx. 4 weeks, A = on request, = please contact Wilo
Subject to change – all prices do not include VAT. Our General Terms of Delivery and Service apply (see www.wilo.com/legal) – valid from 01/01/2019 in Germany.



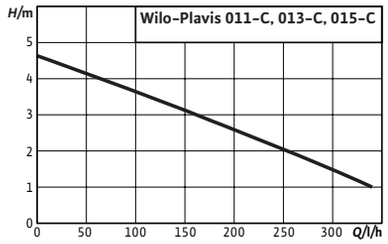

Wilo-Plavis 013-C

Design type
Automatic condensate lifting unit

Application
- → Condensing boiler technology
- → Air-conditioning and cooling systems (e.g. refrigerators and evaporators)

Scope of delivery
- → Condensate lifting unit with level sensor
- → Tank, cover and slide valve
- → 1.5 m long electric cable
- → Hose on the pressure side (Ø 8 mm, 5 m)
- → adjustable rubber guide Ø 2/32 (2x)
- → Screws (Ø 4) and anchors (2x) for wall fixation
- → Installation and operating instructions

Special features/product advantages
- → Reliable level measurement, visual alarm as well as adjustable alarm contact boiler (NC/NO) ensure high operational reliability
- → Easy installation thanks to Plug & Pump systems with adaptable inlet and rotatable cover
- → Quick and easy maintenance thanks to removable service cap and integrated non-return ball valve
- → Energy-saving through low power consumption (≤20 W)
- → Perfect integration into the customers' environment thanks to compact modern design and quiet operation (≤40 dBA)

Notice
Changed dimensions to previous model

Price group: PG7

Ordering information

Plavis 013-C	Volume	Art. no.		
Type	V l			EUR
013-C-2G	1.1	**2548552**	L	**113.-**

= ready for delivery, L = supply availability, C = approx. 2 weeks, K = approx. 4 weeks, A = on request, = please contact Wilo
Subject to change – all prices do not include VAT. Our General Terms of Delivery and Service apply (see www.wilo.com/legal) – valid from 01/01/2019 in Germany.



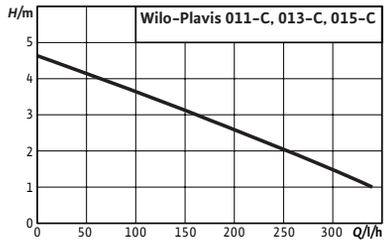

Wilo-Plavis 015-C

Design type
Automatic condensate lifting unit

Application
- → Condensing boiler technology
- → Air-conditioning and cooling systems (e.g. refrigerators and evaporators)

Scope of delivery
- → Condensate lifting unit with level sensor
- → Tank, cover and slide valve
- → 1.5 m long electric cable
- → Granulated chamber wall for neutralisation (1x)
- → Hose on the pressure side (Ø 8 mm, 5 m)
- → adjustable rubber guide Ø 2/32 (4x)
- → Screws (Ø 4) and anchors (2x) for wall fixation
- → Installation and operating instructions

Special features/product advantages
- → Reliable level measurement, visual alarm as well as adjustable alarm contact boiler (NC/NO) ensure highest operational reliability
- → High reliability thanks to integrated granulate chamber for condensate neutralization
- → Easy installation thanks to Plug & Pump systems with adaptable inlet and rotatable cover
- → Quick and easy maintenance thanks to removable service cap and integrated non-return ball valve
- → Energy-saving through low power consumption (≤20 W)
- → Perfect integration into the customers' environment thanks to compact modern design and quiet operation (≤40 dBA)

Notice
Changed dimensions to previous model

Price group: PG7

Ordering information				
Plavis 015-C	**Volume**	**Art. no.**		
Type	*V* l		🚚	EUR
015-C-2G	1.6	2548553	L	**152.–**

Price group: PG14

Accessories				
Type	**Description**	**Art. no.**		
			🚚	EUR
Neutralisation granulate	700 g of granulate consisting of calcium compounds and magnesium compounds for the neutralisation of acidic sewage, such as the condensate from condensing boilers. Must be replaced at least once a year.	2547952	L	📞

🚚 = ready for delivery, L = supply availability, C = approx. 2 weeks, K = approx. 4 weeks, A = on request, 📞 = please contact Wilo
Subject to change – all prices do not include VAT. Our General Terms of Delivery and Service apply (see www.wilo.com/legal) – valid from 01/01/2019 in Germany.



Wilo-SiClean

Design type

Compact particle separator delivered as kit and easy to install. Kit consisting of mechanical and hydraulic components: Circulation pump, particle separator, drain valve, automatic volume flow limiter, ventilation unit, switchbox for monitoring the circulation pump. For wall fixation or floor installation (type-dependent). Suction connection and pressure connection, as well as the mains connection are performed onsite. Manual emptying of the system.

Application

WILO-SiClean removes magnetic and non-magnetic particles from heating systems via natural physical phenomena. The ventilation unit can also be used to expel micro bubbles. For installation in commercial properties (office buildings, hotels, hospitals, shopping centres, schools,...) and heating and air conditioning systems for district heating.

Special features/product advantages

- → Removal of magnetic and non-magnetic particles from the medium and venting of micro bubbles
- → High cleaning efficiency due to physical effects (gravity, filtration, magnetic effects, pressure reduction effect)
- → Easy to use due to ease of installation, maintenance, and simplified settings
- → Corrosion-resistant thanks to stainless steel particle separator

Scope of delivery

- → Particle separator Wilo-SiClean (pre-assembled kit)
- → Switchbox
- → Wilo-SiClean installation and operating instructions
- → Circulation pump installation and operating instructions

Price group: PG6

Ordering information

SiClean	Mains connection	Gross weight, approx. *m* kg	Art. no.		EUR
0,5	1~230 V, 50 Hz	14	4195118	C	**3 228.–**
1	1~230 V, 50 Hz	16	4195119	C	**3 563.–**
2	1~230 V, 50 Hz	18	4195120	C	**3 950.–**
3	1~230 V, 50 Hz	55	4195121	C	**4 994.–**
4	1~230 V, 50 Hz	68	4195122	C	**6 229.–**
5	1~230 V, 50 Hz	74	4195123	C	**6 935.–**

= ready for delivery, L = supply availability, C = approx. 2 weeks, K = approx. 4 weeks, A = on request, = please contact Wilo
Subject to change – all prices do not include VAT. Our General Terms of Delivery and Service apply (see www.wilo.com/legal) – valid from 01/01/2019 in Germany.



Wilo-SiClean Comfort

Design type

Fully-automatic, compact particle separator, provided as "Plug & Play" version, easy to install. System consisting of mechanical and hydraulic components: Pump, separator including particle collection chamber, automatic flushing device, venting unit, SC switchgear for controlling the pump and the flushing device. The system is placed at the installation location and fixed to the floor. Suction connection and pressure connection, as well as the mains connection are performed onsite. The system is drained automatically based on the switchgear parameters.

Application

WILO-SiClean Comfort removes particles from heating systems using natural physical phenomena. For installation in commercial properties (office buildings, hotels, hospitals, shopping centres, schools,...) and heating and air conditioning systems for district heating.

Scope of delivery

- → Particle separator Wilo-SiClean Comfort
- → Wilo-SiClean Comfort installation and operating instructions (including description of SC switchgear)

Special features/product advantages

- → High efficiency via combination of physical effects: centrifugal forces, magnetophoresis and vortex effect
- → Easy to handle thanks to fully automated operation
- → Rapid and easy installation via "plug & play" design
- → Very convenient thanks to fully automated and adjustable disposal of collected particles in the desludging tank
- → Highly functional thanks to removal of all magnetic and non-magnetic particles, free air and micro-bubbles in the fluid, as well as support for the degasification process.

- → Wilo-Veroline IPL... installation and operating instructions

Price group: PG6

Ordering information

SiClean Comfort	Mains connection	Gross weight, approx. *m* kg	Art. no.		EUR
12	3~400 V, 50 Hz	137	4194907	K	**13 367.–**
15	3~400 V, 50 Hz	137	4194908	K	**13 658.–**
20	3~400 V, 50 Hz	138	4194909	K	**14 121.–**
25	3~400 V, 50 Hz	139	4194910	K	**14 391.–**
30	3~400 V, 50 Hz	195	4194911	K	**15 313.–**

= ready for delivery, L = supply availability, C = approx. 2 weeks, K = approx. 4 weeks, A = on request, = please contact Wilo
Subject to change – all prices do not include VAT. Our General Terms of Delivery and Service apply (see www.wilo.com/legal) – valid from 01/01/2019 in Germany.

Price group: PG6

Ordering information					
SiClean Comfort	**Mains connection**	**Gross weight, approx.**	**Art. no.**		
		m kg		🚚	EUR
40	3~400 V, 50 Hz	202	4194912	K	**15 930.–**
50	3~400 V, 50 Hz	211	4194913	K	**16 429.–**
65	3~400 V, 50 Hz	252	4194914	K	**17 849.–**

🚚 = ready for delivery, L = supply availability, C = approx. 2 weeks, K = approx. 4 weeks, A = on request, 📞 = please contact Wilo
Subject to change – all prices do not include VAT. Our General Terms of Delivery and Service apply (see www.wilo.com/legal) – valid from 01/01/2019 in Germany.

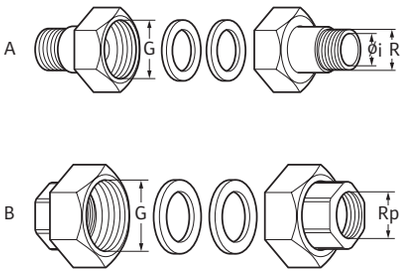

Fig. A: Special union inserts with Whitworth male thread (DIN EN 10226-1) and female thread for choice between threaded connections and solder joints on copper pipe (DIN EN 1057) Fig. B: Union inserts with female threads for connection to copper pipes (DIN EN 1057) with Whitworth pipe thread in accordance with DIN EN 10226-1.

Price group: PG14

Screwed connections for circulation pumps made of malleable cast iron (GTW)

Type	Packaging	Gross weight, approx.	Version	Art. no.			For Wilo pumps
		m kg				EUR	
Rp ½ x G 1, 1 Set	1 kit	0.3	B	4090808	L	**10.–**	Nominal diameter 15/20
Rp 1 x G 1½, 1 Set	1 kit	0.4	B	4092741	L	**6.–**	Nominal diameter 25
Rp 1 x G 1½, 72 Set	72 kit	34.2	B	112047298	L	**550.–**	Nominal diameter 25
Rp 1¼ x G 2, 1 Set	1 kit	0.8	B	4092742	L	**8.–**	Nominal diameter 30
Rp 1¼ x G 2, 48 Set	48 kit	38.6	B	112047390	L	**495.–**	Nominal diameter 30

1 set of screwed connections consisting of: 2 union nuts, 2 flat gaskets and 2 union inserts

Price group: PG14

Screwed connections for domestic hot water circulation pumps made of brass

Type	Packaging	Gross weight, approx.	Version	Art. no.			For Wilo pumps
		m kg				EUR	
R ½ /∅ 15 i x G 1, 1 Set	1 kit	0.3	A	4092743	L	**7.–**	Nominal diameter 15/20
R ½ /∅ 15 i x G 1, 96 Set	96 kit	32.9	A	112047493	L	**682.–**	Nominal diameter 15/20
Rp ¾ x G 1¼, 1 Set	1 kit	0.4	B	4016172	L	**16.–**	TOP-Z 20/4, Stratos PICO-Z 20
R 1/∅ 28 i x G 1½, 1 Set	1 kit	0.7	A	112047195	L	**18.–**	Nominal diameter 25
R 1/∅ 28 i x G 1½, 24 Set	24 kit	16.2	A	112047596	L	**442.–**	Nominal diameter 25
R 1¼/∅ 35 i x G 2, 1 Set	1 kit	1.1	A	112082691	L	**29.–**	Nominal diameter 30
R 1¼/∅ 35 i x G 2, 24 Set	24 kit	24.5	A	112082794	L	**550.–**	Nominal diameter 30

1 set of screwed connections consisting of: 2 union nuts (GTW chromated), 2 flat gaskets and 2 union inserts (brass CW 614N), screw or soldering connection

Price group: PG14

Adapter (threaded ring) made of brass

Type	Packaging	Gross weight, approx.	Art. no.			For Wilo pumps
		m kg			EUR	
Adapter G 1½/G 2	1 kit	0.2	4105914	L	**18.–**	Pumps with threaded connection DN 25 (1")

Adapter for Wilo pumps with threaded connection DN 25 on pipe connection DN 30. The overall length of the pump remains the same with the adapter (extension 0 mm). 1 set of threaded rings consisting of two rings incl. seals.

= ready for delivery, L = supply availability, C = approx. 2 weeks, K = approx. 4 weeks, A = on request, = please contact Wilo

Subject to change – all prices do not include VAT. Our General Terms of Delivery and Service apply (see www.wilo.com/legal) – valid from 01/01/2019 in Germany.



Equipment/function

Wilo counter flange kit

Two steel weld neck flanges in accordance with DIN-EN 1092-1 type 11 with a neck for welding to pipes as well as gaskets and screws/nuts for the flange connections.

Version PN 6

DN 32 – DN 65

2 steel counter flanges (DIN-EN 1092-1/11 B2)
2 flat gaskets and 4 screws/nuts M12

DN 80 – DN 100

2 steel counter flanges (DIN-EN 1092-1/11 B2)
2 flat gaskets and 8 screws/nuts M16

Version PN 10

DN 32 – DN 65

2 steel counter flanges (DIN-EN 1092-1/11 B2)
2 flat gaskets and 8 screws/nuts M16

DN 80 – DN 100

2 steel counter flanges (DIN-EN 1092-1/11 B2)
2 flat gaskets and 16 screws/nuts M16

Price group: PG14

Counter flange kit						
Type	**Screwed connection**	**Max. inlet pressure**	**Gross weight, approx.**	**Art. no.**		
	Rp	*p* bar	*m* kg			EUR
Counter flange kit	DN 32	6.0	3	2105576	L	**49.–**
Counter flange kit	DN 40	6.0	3.4	2105578	L	**50.–**
Counter flange kit	DN 50	6.0	3.6	2105580	L	**52.–**
Counter flange kit	DN 65	6.0	4.4	2105582	L	**62.–**
Counter flange kit	DN 80	6.0	6.6	2105584	L	**87.–**
Counter flange kit	DN 100	6.0	8	2105586	L	**96.–**
Counter flange kit	DN 32	10.0	4.6	2105577	L	**68.–**
Counter flange kit	DN 40	10.0	5	2105579	L	**70.–**
Counter flange kit	DN 50	10.0	6.2	2105581	L	**78.–**
Counter flange kit	DN 65	10.0	7.6	2105583	L	**88.–**
Counter flange kit	DN 80	10.0	10.2	2105585	L	**121.–**
Counter flange kit	DN 100	10.0	11.8	2105587	L	**136.–**

= ready for delivery, L = supply availability, C = approx. 2 weeks, K = approx. 4 weeks, A = on request, = please contact Wilo
Subject to change – all prices do not include VAT. Our General Terms of Delivery and Service apply (see www.wilo.com/legal) – valid from 01/01/2019 in Germany.

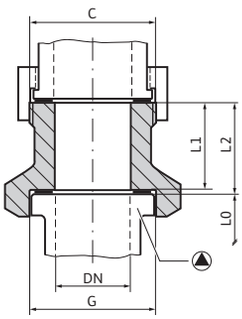

Wilo-R adapters are provided for length compensation in pipe joints. Adapters R5, R12 and R22 made of bronze brass CW 612 N are approved for drinking water circulation systems. The piping has to be changed if no adapters are available.

Price group: PG14

Adapters for length compensation, Wilo-R

Type	New pump	New pump	Pipe	Pipe	Dimen-sions	Dimen-sions	Material	Net weight, approx.	Art. no.		
	DN	*G* in	*C* mm		*L1* mm	*L2* mm		*m* kg		🚚	EUR
R 6	DN 25	G 1½	R 2	R 2	13.0	15	GG	0	110678493	L	**34.–**
R 7	DN 25	G 1½	R 2	R 2	18.0	20	GG	0	110787094	L	**34.–**
R 24	DN 25	G 1½	R 1½	R 1½	18.0	20	GG	0	110880596	L	**34.–**
R 1	DN 25	G 1½	R 1½	R 1½	28.0	30	GG	0	110786891	L	**34.–**
R 12	DN 25	G 1½	R 2¼	R 2¼	3.0	5	MS	0	110788294	L	**34.–**
R 2	DN 25	G 1½	R 1½	R 1½	38.0	40	GG	0	110626790	L	**34.–**
R 14	DN 32	G 2	R 2	R 2	38.0	40	GG	1	110627497	L	**36.–**
R 8	DN 32	G 2	R 2	R 2	18.0	20	GG	0	110627199	L	**34.–**
R 9	DN 32	G 2	R 2	R 2	23.0	25	GG	0	110627291	L	**34.–**
R 22	DN 32	G 2	R 2	R 2	38.0	40	MS	1	110680092	L	**76.–**
R 10	DN 32	G 2	R 2	R 2	28.0	30	GG	0	110627394	L	**34.–**
R 11	DN 32	G 2	R 2	R 2	68.0	70	GG	1	110627590	L	**39.–**
R 5	DN 25	G 1½	R 2	R 2	3.0	5	MS	0	110678298	L	**34.–**

Notice: Scope of delivery includes 1 adapter and 2 seals

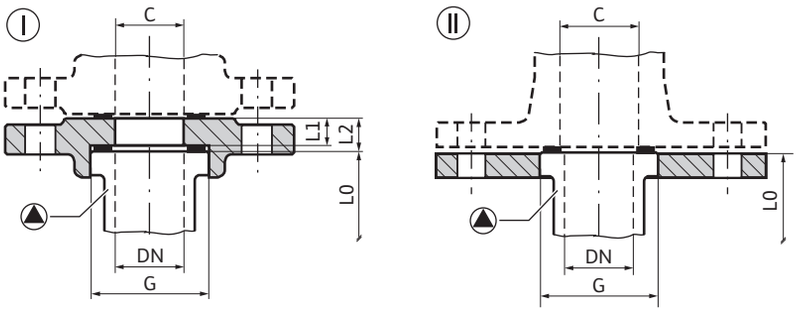

The Wilo-RF flanged rings are – apart from a few exceptions – intended for length compensation with PN 6 flanges (RF 4, RF 5 and RF 6 and also in PN 16). For length compensation with PN 10/16 flanges, a pipe modification is required. RF7 (oval flange, hole circle D.80) RF 8 (square flange, hole circle D.90)

Price group: PG14

Flanged Ring PN6, Wilo-RF

Type	New pump	New pump	Pipe	Version	Dimensions	Dimensions	Material	Net weight, approx.	Art. no.		
	DN	*G* in	*C* mm		*L1* mm	*L2* mm		*m* kg			EUR
RF 7	DN 25	G 1½	DN 25	II	–	–	GG	0	110628790	L	**36.–**
RF 10	DN 25	G 1½	DN 25	I	25.5	30	GG	1	110851499	L	**45.–**
RF 1	DN 32	G 2	DN 32	II	–	–	GG	1	110627990	L	**45.–**
RF 4	DN 32	G 2	DN 32	I	30.5	35	GG	2	110680699	L	**51.–**
RF 3	DN 32	G 2	DN 32	I	15.5	20	GG	2	110680596	L	**45.–**
RF 2	DN 32	G 2	DN 32	I	2.5	7	GG	1	110680298	L	**45.–**
RF 9	DN 25	G 1½	DN 40	I	15.5	20	GG	1	110679395	L	**51.–**
RF 12	DN 32	G 2	DN 40	I	5.5	10	GG	1	110851797	L	**45.–**
RF 8	DN 32	G 2	DN 40	I	5.5	10	GG	1	110680997	L	**45.–**
RF 0	DN 32	G 2	DN 40	II	–	–	GG	1	110679796	L	**45.–**
RF 13	DN 25	G 1½	DN 50	I	25.5	30	GG	2	110679498	L	**45.–**
RF 6	DN 32	G 2	DN 50	I	30.5	35	GG	2	110787290	L	**51.–**
RF 11	DN 32	G 2	DN 50	II	–	–	GG	2	110679899	L	**51.–**
RF 5	DN 32	G 2	DN 50	I	6.0	20	GG	2	110787197	L	**51.–**

Note: The scope of delivery includes: 1 flange ring, 2 seals and screws

Price group: PG14

Flanged Ring PN10/16, Wilo-RF

Type	New pump	New pump	Pipe	Version	Dimensions	Dimensions	Material	Net weight, approx.	Art. no.		
	DN	*G* in	*C* mm		*L1* mm	*L2* mm		*m* kg			EUR
RF 4	DN 32	G 2	DN 32	I	30.5	35	GG	3	110680791	L	**57.–**
RF 5	DN 32	G 2	DN 50	I	15.5	20	GG	3	110791299	L	**70.–**
RF 6	DN 32	G 2	DN 50	I	30.5	35	GG	3	110791391	L	**70.–**

Note: The scope of delivery includes: 1 flange ring, 2 seals and screws

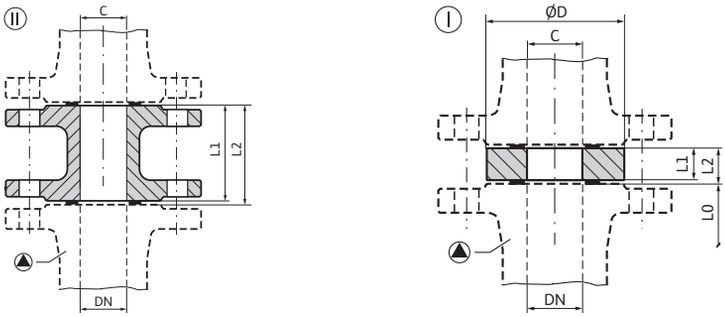

The Wilo-F flange intermediate connecting pieces – with some exceptions – are intended for length compensation with the flanges PN 6 or PN 16 . The piping has to be changed if no adapters are available. The washers included in the scope of delivery must be used for pumps that have combination flanges. F1-MS flange pieces are made of bronze brass CW 612 N and are approved for domestic hot water circulation systems.

Price group: PG14

Intermediate flange for lenght compensation PN 6, Wilo-F

Type	New pump	Pipe	Version	Dimen-sions	Dimen-sions	ØD	Rated pressure	Net weight, approx.	Art. no.		
	DN	*C* mm		*L1* mm	*L2* mm	*L* mm	*PN*	*m* kg			EUR
F 0	DN 40	DN 40	I	13.0	15	91	PN6	1	110842497	L	**35.–**
F 1	DN 40	DN 40	I	28.0	30	91	PN6	1	110586593	L	**40.–**
F 1-MS	DN 40	DN 40	I	28.0	30	91	PN6	2	2060865	L	**79.–**
F 2	DN 50	DN 50	I	8.0	10	106	PN6	1	110787690	L	**35.–**
F 3	DN 50	DN 50	I	18.0	20	106	PN6	1	110623098	L	**39.–**
F 4	DN 50	DN 50	I	28.0	30	106	PN6	2	110681292	L	**47.–**
F 5	DN 50	DN 50	I	33.0	35	106	PN6	2	110623293	L	**52.–**
F 9	DN 65	DN 65	I	8.0	10	126	PN6	1	110787896	L	**40.–**
F 10	DN 65	DN 65	I	18.0	20	126	PN6	2	110624092	L	**48.–**
F 11	DN 65	DN 65	I	28.0	30	126	PN6	2	110624298	L	**51.–**
F 16	DN 80	DN 80	I	8.0	10	141	PN6	1	110788099	L	**37.–**
F 17	DN 80	DN 80	I	18.0	20	141	PN6	2	110625097	L	**49.–**
F 18	DN 80	DN 80	I	38.0	40	141	PN6	4	110625292	L	**67.–**
F 26	DN 40	DN 40	I	48.0	50	91	PN6	2	110851098	L	**59.–**
F 28	DN 65	DN 65	I	38.0	40	126	PN6	3	110681498	L	**59.–**
F 29	DN 65	DN 65	I	43.0	45	126	PN6	3	110681693	L	**73.–**
F 30	DN 80	DN 80	I	23.0	25	141	PN6	2	110681899	L	**57.–**
F 34	DN 100	DN 100	I	33.0	35	4	PN6	4	110851293	L	**84.–**
F 35	DN 100	DN 100	I	53.0	55	161	PN6	6	110862592	L	**85.–**

Note: The scope of delivery includes: 1 flange ring, 2 seals and screws

Price group: PG14

Intermediate flange for lenght compensation PN 10/16, Wilo-F

Type	New pump	Pipe	Version	Dimen-sions	Dimen-sions	ØD	Rated pressure	Net weight, approx.	Art. no.		
	DN	*C* mm		*L1* mm	*L2* mm	*L* mm	*PN*	*m* kg			EUR
F 0	DN 40	DN 40	I	13.0	15	91	PN10/16	1	110842590	L	**39.–**
F 1	DN 40	DN 40	I	28.0	30	91	PN10/16	2	110586696	L	**48.–**
F 1-MS	DN 40	DN 40	I	28.0	30	91	PN10/16	2	2060920	L	**84.–**
F 2	DN 50	DN 50	I	8.0	10	106	PN10/16	1	110791494	L	**35.–**

Note: The scope of delivery includes: 1 flange ring, 2 seals and screws

= ready for delivery, L = supply availability, C = approx. 2 weeks, K = approx. 4 weeks, A = on request, = please contact Wilo
Subject to change – all prices do not include VAT. Our General Terms of Delivery and Service apply (see www.wilo.com/legal) – valid from 01/01/2019 in Germany.

Price group: PG14

Intermediate flange for lenght compensation PN 10/16, Wilo-F

Type	New pump	Pipe	Version	Dimensions	Dimensions	ØD	Rated pressure	Net weight, approx.	Art. no.		
	DN	*C* mm		*L1* mm	*L2* mm	*L* mm	*PN*	*m* kg			EUR
F 3	DN 50	DN 50	I	18.0	20	106	PN10/16	2	110623190	L	**41.–**
F 4	DN 50	DN 50	I	28.0	30	106	PN10/16	2	110681395	L	**53.–**
F 5	DN 50	DN 50	I	33.0	35	106	PN10/16	2	110623396	L	**57.–**
F 9	DN 65	DN 65	I	8.0	10	126	PN10/16	1	110791690	L	**48.–**
F 10	DN 65	DN 65	I	18.0	20	126	PN10/16	2	110624195	L	**53.–**
F 11	DN 65	DN 65	I	28.0	30	126	PN10/16	2	110624390	L	**56.–**
F 26	DN 40	DN 40	I	48.0	50	91	PN10/16	2	110851190	L	**70.–**
F 28	DN 65	DN 65	I	38.0	40	126	PN10/16	3	110681590	L	**70.–**
F 29	DN 65	DN 65	I	43.0	45	126	PN10/16	4	110681796	L	**85.–**
F 30	DN 80	DN 80	I	23.0	25	141	PN10/16	3	110681991	L	**68.–**
F 34	DN 100	DN 100	I	33.0	35	161	PN10/16	4	110851396	L	**93.–**
F 35	DN 100	DN 100	I	35.0	55	161	PN10/16	6	110862695	L	**117.–**
F 40	DN 50	DN 50	II	158.0	160	165	PN10/16	7	2101156	L	**316.–**
F 41	DN 65	DN 65	II	133.0	135	185	PN10/16	8	2101157	L	**370.–**
F 42	DN 80	DN 80	II	138.0	140	200	PN10/16	12	2101158	L	**428.–**
F 43	DN 100	DN 100	II	188.0	190	220	PN10/16	13	2101159	L	**468.–**

Note: The scope of delivery includes: 1 flange ring, 2 seals and screws

Price group: PG14

Adapter for the replacement of flange-end pumps

Type	Nominal flange diameter	Rated pressure	Adapter length/compensable length dimension	Art. no.		
		p bar	*l* mm			EUR
Adapter A40-40 kit	DN 40	16	40	2117416	C	**101.–**
Adapter A40-60 Set	DN 40	16	60	2085210	C	**150.–**
Adapter A40-100 Set	DN 40	16	100	2085211	C	**183.–**
Adapter A40-160 kit	DN 40	16	160	2119558	C	**542.–**
Adapter A65-20 Set	DN 65	16	20	2085470	C	**147.–**
Adapter A65-45 Set	DN 65	16	45	2085471	C	**169.–**
Adapter A80-10 Set	DN 80	16	10	2085472	C	**186.–**
Adapter A80-50 Set	DN 80	16	50	2085212	C	**200.–**
Adapter A80-60 Set	DN 80	16	60	2085213	L	**212.–**

= ready for delivery, L = supply availability, C = approx. 2 weeks, K = approx. 4 weeks, A = on request, = please contact Wilo
Subject to change – all prices do not include VAT. Our General Terms of Delivery and Service apply (see www.wilo.com/legal) – valid from 01/01/2019 in Germany.

Price group: PG14

Mounting bracket for installation on a base for inline pumps

Type	Number of angles	For Wilo pumps	Art. no.		
					EUR
Bracket F 2-12 SET	2	IP-E40/115-0,55/2, IP-E50/105-0,75/2, IP-E65/115-1,5/2, IP-E80/115-2,2/2, IPL40/80-0,09/4, IPL40/110-0,12/4, IPL40/75-0,12/2, IPL40/90-0,37/2, IPL40/115-0,55/2, IPL50/105-0,12/4, IPL50/95-0,55/2, IPL50/105-0,75/2, IPL65/115-1,5/2, IPL80/115-2,2/2	2085234	L	**65.-**
Bracket F 3-12 SET	3	Stratos GIGA(-D) 40/4-63/11, Stratos GIGA(-D) 50/4-53/11, Stratos GIGA(-D) 50/4-62/15, IP-E/DP-E 32/... to 80/..., IL-E/DL-E 40/... to 50/..., IPL/DPL 32/... to 80/..., IL/DL 32/... to 50/... (Exceptions: see F 2-12 SET, 2085234 or F 3-14 SET, 2040968)	2040967	L	**71.-**
Bracket F 3-14 SET	3	Stratos GIGA/GIGA-D 40/... to 100/... (Exceptions: see Mounting bracket F 3-12 SET, 2040967), IL-E/DL-E 65/... to 100/..., IL/DL 65/... to 100/..., IPL65/145-5,5/2, IPL65/155-5,5/2, IPL65/155-7,5/2, IPL65/165-5,5/2, IPL65/175-5,5/2, IPL65/175-7,5/2, IPL80/145-5,5/2, IPL80/155-7,5/2, IPL 100/...	2040968	L	**88.-**
Bracket F 3-18 SET	3	IL/DL 125/... to 200/..., IL-E/DL-E 125/... to 200/...	2040969	L	**124.-**

Price group: PG14

Brackets for wall-mounted installation

Type	Art. no.			Wilo-TOP twin-head pumps
			EUR	
Bracket F 3-12 SET	2040967	L	**71.-**	40/7, 40/10, 40/15, 50/7, 50/10, 50/15, 65/10, 65/13, 65/15, 80/10, 80/15, 80/20

1 set = 3 brackets incl. screws
Further brackets, see accessories for glanded pumps

Equipment/function

Supporting blocks for installation on a base of monobloc pumps. Comprised of several supporting blocks (number dependent on the pump type), intended for the screwed connection with the screw-on bases or feet of the pump/motor. The supporting blocks ensure secure fastening of the pump to the foundation. Various sets are available for the pump and motor. Furthermore, they equalise the difference in height between the pump and the motor, if the pump housing is bigger than the axle height of the motor or vice-versa. This prevents turbulent running of the pump and possible premature wear of the mechanical seal.

Price group: PG14

Support pump			
Type	**Art. no.**		
		🚚	EUR
Supporting block pump housing H20 (50/200)	4213026	A	**63.–**
Supporting block pump housing H28	4213027	A	**134.–**
Supporting block pump housing H20 (65/200)	4213030	A	**83.–**
Supporting block pump housing H45	4213031	A	**99.–**
Supporting block pump housing H80	4213032	A	**224.–**

Price group: PG14

Support motor			
Type	**Art. no.**		
		🚚	EUR
Supporting block motor H68 BG.132	4213041	A	**98.–**
Supporting block motor H118 BG.132	4213043	A	**139.–**
Supporting block motor H65 BG.160	4213044	A	**120.–**
Supporting block motor H90 BG.160	4213045	A	**156.–**
Supporting block motor H120 BG.160	4213046	A	**203.–**
Supporting block motor H70 BG.180	4213047	A	**120.–**
Supporting block motor H100 BG.180	4213048	A	**156.–**
Supporting block motor H80 BG.200	4213051	A	**136.–**
Supporting block motor H115 BG.200	4213052	A	**217.–**
Supporting block motor H90 BG.225	4213053	A	**154.–**
Supporting block motor H28 BG.132	4213054	A	**112.–**
Supporting block motor H40 BG.160	4213056	A	**133.–**
Supporting block motor H50 BG.200	4213057	A	**158.–**
Supporting block motor H30 BG.250	4213058	A	**147.–**
Supporting block motor H48 BG.112	4213063	A	**126.–**
Supporting block motor H20 BG.160	4213065	A	**109.–**
Supporting block motor H25 BG.200	4213067	A	**101.–**
Supporting block motor H55 BG.225	4213071	A	**205.–**
Supporting block motor H65 BG.250	4213073	A	**262.–**
Supporting block motor H35 BG.280	4213075	A	**208.–**
Supporting block motor H148 BG.132	4213025	A	✆

🚚 = ready for delivery, L = supply availability, C = approx. 2 weeks, K = approx. 4 weeks, A = on request, ✆ = please contact Wilo
Subject to change – all prices do not include VAT. Our General Terms of Delivery and Service apply (see www.wilo.com/legal) – valid from 01/01/2019 in Germany.

Assignment to the pump	
CronoBloc-BL	Supporting block
Type	
32/85-1,1/2	–
32/95-1,5/2	–
32/105-0,25/4	–
32/105-2,2/2	–
32/115-0,37/4	–
32/115-3/2	–
32/125-0,55/4	–
32/125-4/2	–
32/140-2,2/2	–
32/150-0,37/4	–
32/150-3/2	–
32/160-0,55/4	–
32/160-4/2	–
32/170-0,75/4	–
32/170-5,5/2	4213056
32/210-1,1/4	–
32/210-7,5/2	4213054
32/220-1,5/4	–
32/220-11/2	4213065
32/220.1-0,55/4	–
32/230.1-0,75/4	–
32/230.1-5,5/2	4213063
32/240.1-1,1/4	–
32/240.1-7,5/2	4213063
32/250.1-1,5/4	–
32/250.1-11/2	4213065
40/95-0,25/4	–
40/105-0,37/4	–
40/110-1,5/2	–
40/115-0,55/4	–
40/120-2,2/2	–
40/125-0,75/4	–
40/130-3/2	–
40/140-3/2	–
40/140-4/2	–
40/150-0,55/4	–
40/160-0,75/4	–
40/160-5,5/2	4213056
40/170-1,1/4	–
40/170-5,5/2	4213056
40/170-7,5/2	4213056
40/180-7,5/2	4213054
40/210-1,5/4	–
40/210-11/2	4213065
40/220-2,2/4	–
40/220-11/2	4213065

Assignment to the pump	
CronoBloc-BL	Supporting block
Type	
40/220-15/2	4213065
40/225-2,2/4	–
40/225-2,2/4	–
40/230-15/2	4213065
40/230-18,5/2	4213065
40/240-2,2/4	–
40/240-2,2/4	–
40/240-3/4	–
40/240-18,5/2	4213065
40/240-22/2	–
40/245-22/2	–
40/245-30/2	4213067
40/260-22/2	–
40/260-30/2	4213067
40/265-3/4	–
40/265-4/4	–
50/95-0,37/4	–
50/105-0,55/4	–
50/110-3/2	–
50/115-0,75/4	–
50/120-3/2	–
50/120-4/2	–
50/125-1,1/4	–
50/130-5,5/2	4213054
50/140-5,5/2	4213054
50/140-7,5/2	4213054
50/150-5,5/2	4213056
50/150-7,5/2	4213056
50/160-1,1/4	–
50/170-1,1/4	–
50/170-1,5/4	–
50/170-11/2	4213056
50/200-2,2/4	–
50/200-11/2	4213065
50/200-15/2	4213065
50/210-15/2	4213065
50/210-18,5/2	4213065
50/220-2,2/4	–
50/220-3/4	–
50/220-18,5/2	4213065
50/220-22/2	–
50/240-30/2	4213067
50/250-3/4	–
50/250-4/4	–
50/260-30/2	4213067
50/260-37/2	4213067

= ready for delivery, L = supply availability, C = approx. 2 weeks, K = approx. 4 weeks, A = on request, = please contact Wilo
Subject to change – all prices do not include VAT. Our General Terms of Delivery and Service apply (see www.wilo.com/legal) – valid from 01/01/2019 in Germany.

Assignment to the pump	
CronoBloc-BL	Supporting block
Type	
50/270-5,5/4	4213041
65/105-0,55/4	–
65/115-0,75/4	–
65/120-4/2	–
65/125-1,1/4	–
65/130-5,5/2	4213054
65/140-7,5/2	4213054
65/150-1,1/4	–
65/160-1,5/4	–
65/160-11/2	4213056
65/170-2,2/4	–
65/170-11/2	4213056
65/170-15/2	4213056
65/190-15/2	4213065
65/190-18,5/2	4213065
65/210-3/4	–
65/210-18,5/2	4213065
65/210-22/2	–
65/220-4/4	–
65/220-30/2	4213067
65/240-5,5/4	–
65/240-5,5/4	4213042
65/265-5,5/4	4213042
65/265-7,5/4	4213042
80/145-11/2	4213056
80/150-1,5/4	–
80/150-15/2	4213056
80/160-2,2/4	–
80/160-15/2	4213056
80/160-18,5/2	4213056
80/165-22/2	4213065
80/170-3/4	–
80/170-30/2	4213067
80/200-3/4	–
80/200-4/4	–
80/200-30/2	4213067
80/210-30/2	4213067
80/210-37/2	4213067
80/220-5,5/4	4213041
80/250-5,5/4	4213042
80/250-7,5/4	4213042
80/270-11/4	4213078
100/145-1,5/4	–
100/145-15/2	4213056
100/150-2,2/4	–
100/150-18,5/2	4213056

Assignment to the pump	
CronoBloc-BL	Supporting block
Type	
100/160-3/4	–
100/160-22/2	4213065
100/160-30/2	–
100/165-30/2	4213067
100/170-4/4	–
100/170-37/2	4213067
100/175-37/2	–
100/180-4/4	–
100/180-45/2	–
100/190-55/2	–
100/200-5,5/4	4213041
100/200-75/2	–
100/210-55/2	–
100/220-5,5/4	4213041
100/220-7,5/4	4213041
100/220-75/2	–
100/230-90/2	–
100/240-110/2	–
100/250-11/4	4213044
100/250-132/2	–
100/270-15/4	4213044
100/305-18,5/4	4213048
100/315-18,5/4	4213048
100/315-22/4	4213048
100/330-22/4	4213048
100/330-30/4	4213071
100/345-22/4	4213048
100/345-30/4	4213071
125/170-45/2	–
125/180-55/2	–
125/185-5,5/4	4213043
125/190-75/2	–
125/200-90/2	–
125/210-7,5/4	4213043
125/210-75/2	–
125/220-90/2	–
125/225-11/4	4213045
125/230-110/2	–
125/240-132/2	–
125/245-15/4	4213046
125/250-160/2	–
125/265-15/4	4213045
125/265-18,5/4	4213048
125/272-18,5/4	4213048
125/275-18,5/4	4213048
125/275-22/4	4213048

🚚 = ready for delivery, L = supply availability, C = approx. 2 weeks, K = approx. 4 weeks, A = on request, 📞 = please contact Wilo
Subject to change – all prices do not include VAT. Our General Terms of Delivery and Service apply (see www.wilo.com/legal) – valid from 01/01/2019 in Germany.

Assignment to the pump	
CronoBloc-BL	Supporting block
Type	
125/285-22/4	4213048
125/295-30/4	4213051
125/305-37/4	4213071
125/315-45/4	4213071
125/360-37/4	4213053
125/370-45/4	4213053
125/380-55/4	4213073
125/390-75/4	4213075
125/400-90/4	4213075
150/180-7,5/4	4213025
150/180-75/2	–
150/190-11/4	4213046
150/190-90/2	–
150/200-15/4	4213046
150/200-110/2	–
150/210-11/4	4213046
150/210-90/2	–
150/220-15/4	4213046
150/220-110/2	–
150/230-18,5/4	4213048
150/230-132/2	–
150/240-160/2	–
150/250-30/4	4213051
150/250-200/2	–
150/275-22/4	4213048
150/285-30/4	4213051
150/295-37/4	4213071
150/305-45/4	4213071
150/315-55/4	4213058



Accessories , Wilo thermal insulation shell



Accessories for Wilo-Yonos MAXO series

Application

For on-site thermal insulation of the pump housing in heating applications.

Special features/product advantages

- → Reduces the heat losses of the pump by up to 85 % (depending on the electrical power P1)
- → Reduces the overall energy consumption of the heating system
- → Saves energy costs
- → Resistant to moisture, salts, many acids, most greases and solvents
- → Ensures even temperature distribution at the pump
- → Protects the pump from outside moisture
- → Groundwater neutral, propellant-free, formaldehyde-free
- → 100 % recyclable

Price group: PG14

Thermal insulation shell						
Type	**Gross weight, approx.**	**For Wilo pumps**	**Packaging**	**Art. no.**		
	m kg				🚚	EUR
Size 14 Thermal insulation shell	0.2	Stratos-ECO STG - 180 mm Star-Z 20/1 - 140 mm and Star-Z 25 - 180 mm long Star-STG 25(30) - 180 mm long (not Star-STG 25(30)/8) Size 14 thermal insulation shell	1 piece	4046444	L	**17.-**
Thermal insulation shell	0.2	Heating circulation pumps Yonos PICO and Stratos PICO as of year of manufacture 09/2015 Size 14 thermal insulation shell	1 piece	4206066	L	**17.-**

Price group: PG14

Thermal insulation shell						
Type	**Gross weight, approx.**	**For Wilo pumps**	**Packaging**	**Art. no.**		
	m kg				🚚	EUR
Thermal insulation shell Yonos MAXO 25(30)/0.5-7	0.14	Yonos MAXO 25(30)/0,5-7; Yonos MAXO 25(30)/0,5-10	1 piece	2123369	L	**20.-**
Thermal insulation shell Yonos MAXO 25(30)/0.5-12	0.15	Yonos MAXO 25(30)/0,5-12	1 piece	2123370	L	**20.-**
Thermal insulation shell Yonos MAXO 40/0.5-4	0.15	Yonos MAXO 40/0,5-4	1 piece	2123371	L	**29.-**
Thermal insulation shell Yonos MAXO 40/0.5-8	0.15	Yonos MAXO 40/0,5-8	1 piece	2123372	L	**29.-**
Thermal insulation shell Yonos MAXO 40/0.5-12	0.19	Yonos MAXO 40/0,5-12	1 piece	2123373	L	**29.-**

🚚 = ready for delivery, L = supply availability, C = approx. 2 weeks, K = approx. 4 weeks, A = on request, ✆ = please contact Wilo
Subject to change – all prices do not include VAT. Our General Terms of Delivery and Service apply (see www.wilo.com/legal) – valid from 01/01/2019 in Germany.

Price group: PG14

Thermal insulation shell

Type	Gross weight, approx. *m* kg	For Wilo pumps	Packaging	Art. no.		EUR
Thermal insulation shell Yonos MAXO 40/0.5–16	0.25	Yonos MAXO 40/0,5–16	1 piece	2123374	L	**29.–**
Thermal insulation shell Yonos MAXO 50/0.5–8	0.15	Yonos MAXO 50/0,5–8	1 piece	2123375	L	**34.–**
Thermal insulation shell Yonos MAXO 50/0.5–9(12)	0.20	Yonos MAXO 50/0,5–9; Yonos MAXO 50/0,5–12	1 piece	2123376	L	**34.–**
Thermal insulation shell Yonos MAXO 50/0.5–16	0.36	Yonos MAXO 50/0,5–16	1 piece	2123377	L	**34.–**
Thermal insulation shell Yonos MAXO 65/0.5–9	0.20	Yonos MAXO 65/0,5–9	1 piece	2123378	L	**40.–**
Thermal insulation shell Yonos MAXO 65/0.5–12	0.36	Yonos MAXO 65/0,5–12	1 piece	2123379	L	**40.–**
Thermal insulation shell Yonos MAXO 65/0.5–16	0.35	Yonos MAXO 65/0,5–16	1 piece	2123380	L	**40.–**
Thermal insulation shell Yonos MAXO 80/0.5–6(12)	0.43	Yonos MAXO 80/0,5–6; Yonos MAXO 80/0,5–12	1 piece	2123381	L	**47.–**
Thermal insulation shell Yonos MAXO 100/0.5–12	0.42	Yonos MAXO 100/0,5–12	1 piece	2152297	L	**52.–**

Price group: PG15

Thermal insulation shell

Type	Gross weight, approx. *m* kg	For Wilo pumps	Packaging	Art. no.		EUR
Thermal insulation shell MG.23 KIT	0.09	Yonos MAXO–Z 25(30)/0.5–7; Yonos MAXO–Z 25/0.5–10	1 piece	2051172	L	**18.–**
Thermal insulation shell MG.33(30/1–12)KIT	0.10	Yonos MAXO–Z 30/0.5–12	1 piece	2037924	L	**24.–**
Thermal insulation shell MG.33 KIT	0.10	Yonos MAXO–Z 40/0.5–8	1 piece	2037925	L	**24.–**
Thermal insulation shell MG.43(40/1–12)KIT	0.18	Yonos MAXO–Z 40/0.5–12	1 piece	2051210	L	**27.–**
Thermal insulation shell MG.43 KIT	0.15	Yonos MAXO–Z 50/0.5–9	1 piece	2042946	L	**30.–**
Thermal insulation shell MG.53 KIT	0.32	Yonos MAXO–Z 65/0.5–12	1 piece	2058023	A	**33.–**

= ready for delivery, L = supply availability, C = approx. 2 weeks, K = approx. 4 weeks, A = on request, = please contact Wilo

Subject to change – all prices do not include VAT. Our General Terms of Delivery and Service apply (see www.wilo.com/legal) – valid from 01/01/2019 in Germany.



Wilo-ClimaForm

Price group: PG14

Cold water insulation shell				
Type	**Gross weight, approx.**	**Art. no.**		
	m kg		🚚	EUR
ClimaForm Stratos MAXO 25/0,5-4/6-12	0.5	**2201729**	A	**155.–**
ClimaForm Stratos MAXO 30/0,5-4/6-14	0.5	**2201730**	A	**155.–**
ClimaForm Stratos MAXO 32/0,5-8/10/12	1	**2201731**	A	**164.–**
ClimaForm Stratos MAXO 32/0,5-16	1	**2201732**	A	**164.–**
ClimaForm Stratos MAXO 40/0,5-4/8	1	**2201733**	A	**174.–**
ClimaForm Stratos MAXO 40/0,5-12/16	1.1	**2201734**	A	**174.–**
ClimaForm Stratos MAXO 50/0,5-6	1.1	**2201735**	A	**187.–**
ClimaForm Stratos MAXO 50/0,5-8	1.1	**2201736**	A	**187.–**
ClimaForm Stratos MAXO 50/0,5-9/12	1.7	**2201737**	A	**187.–**
ClimaForm Stratos MAXO 50/0,5-14/16	1.9	**2201738**	A	**201.–**
ClimaForm Stratos MAXO 65/0,5-6/9	1.8	**2201739**	A	**216.–**

🚚 = ready for delivery, L = supply availability, C = approx. 2 weeks, K = approx. 4 weeks, A = on request, 📞 = please contact Wilo
Subject to change – all prices do not include VAT. Our General Terms of Delivery and Service apply (see www.wilo.com/legal) – valid from 01/01/2019 in Germany.



Accessories	Page
Commissioning/maintenance	592

Wilo-VR-HVAC system

Design type

- → Vario control system for pumps with integrated frequency converters of the Wilo-Stratos, Stratos-D, Stratos GIGA, VeroLine-IP-E, VeroTwin-DP-E, CronoLine-IL-E, CronoTwin-DL-E and CronoBloc-BL-E series
- → For single and multi-pump systems with up to four pumps
- → Control modes Δp-c or Δp-v can be preset
- → For wall fixation (WM)

Application

The typical field of application of the Wilo-VR-HVAC-System is water circulation in heating, ventilation, cooling and air-conditioning systems of larger buildings like hospitals, hotels, schools, department stores, industry systems, residential, commercial and public buildings. With the latest pump technology and digital control electronics, the Wilo-VR-HVAC system is able to meet any requirements for new installations and refits:

Special features/product advantages

Control modes

The following control modes can be preselected for electronic performance control with the Wilo-VRHVAC system

→ For variable-delivery systems (e.g. heating systems with thermostatic valves):
→ Constant differential pressure control (Δp-c)
→ Variable differential pressure control (Δp-v)

- → For all glandless and glanded pumps with integrated power electronics up to P2 = 22 kW rated power.
- → For pump duty splitting with up to 4 units (to make best use of the low-power split units in low-load operation).
- → Avoiding flow or cavitation noise.
- → Reduction of operating costs due to energy savings.

Notice

- → Wall fixation (WM)
- → Mains connection 3~400V, 50Hz

Price group: PG14

Ordering information				
VR-HVAC system	Max. number of pumps that can be controlled	Art. no.		
Type			🚚	EUR
1x0.37 WM	1	2056520	K	**1 504.-**
1x0.55 WM	1	2056524	K	**1 516.-**
1x0.75 WM	1	2056528	K	**1 536.-**
1x1.1 WM	1	2056532	K	**1 546.-**

🚚 = ready for delivery, L = supply availability, C = approx. 2 weeks, K = approx. 4 weeks, A = on request, 📞 = please contact Wilo
Subject to change – all prices do not include VAT. Our General Terms of Delivery and Service apply (see www.wilo.com/legal) – valid from 01/01/2019 in Germany.

Price group: PG14

Ordering information

VR-HVAC system	Max. number of pumps that can be controlled	Art. no.		
Type				EUR
1x1.5 WM	1	2056536	K	**1 553.–**
1x2.2 WM	1	2056540	K	**1 553.–**
1x3.0 WM	1	2056544	K	**1 565.–**
1x4.0 WM	1	2056548	K	**1 609.–**
1x5.5 WM	1	2056552	K	**1 675.–**
1x7.5 WM	1	2056556	K	**1 703.–**
1x11 WM	1	2056560	K	**1 771.–**
1x15 WM	1	2056564	K	**2 073.–**
1x18.5 WM	1	2056568	K	**2 130.–**
1x22 WM	1	2056572	K	**2 151.–**
2x0.37 WM	2	2056521	K	**1 638.–**
2x0.55 WM	2	2056525	K	**1 654.–**
2x0.75 WM	2	2056529	K	**1 675.–**
2x1.1 WM	2	2056533	K	**1 697.–**
2x1.5 WM	2	2056537	K	**1 697.–**
2x2.2 WM	2	2056541	K	**1 714.–**
2x3.0 WM	2	2056545	K	**1 680.–**
2x4.0 WM	2	2056549	K	**1 752.–**
2x5.5 WM	2	2056553	K	**1 794.–**
2x7.5 WM	2	2056557	K	**1 848.–**
2x11 WM	2	2056561	K	**2 020.–**
2x15 WM	2	2056565	K	**2 529.–**
2x18.5 WM	2	2056569	K	**2 638.–**
2x22 WM	2	2056573	K	**2 815.–**
3x0.37 WM	3	2056522	K	**1 758.–**
3x0.55 WM	3	2056526	K	**1 780.–**
3x0.75 WM	3	2056530	K	**1 794.–**
3x1.1 WM	3	2056534	K	**1 813.–**
3x1.5 WM	3	2056538	K	**1 813.–**
3x2.2 WM	3	2056542	K	**1 813.–**
3x3.0 WM	3	2056546	K	**1 848.–**
3x4.0 WM	3	2056550	K	**1 862.–**
3x5.5 WM	3	2056554	K	**1 980.–**
3x7.5 WM	3	2056558	K	**2 009.–**
3x11 WM	3	2056562	K	**3 950.–**
3x15 WM	3	2056566	K	**5 000.–**
3x18.5 WM	3	2056570	K	**5 311.–**
3x22 WM	3	2056574	K	**5 358.–**
4X11 WM	4	2056563	K	**4 544.–**
4x0.37 WM	4	2056523	K	**1 866.–**
4x0.55 WM	4	2056527	K	**1 878.–**
4x0.75 WM	4	2056531	K	**1 898.–**
4x1.1 WM	4	2056535	K	**1 956.–**
4x1.5 WM	4	2056539	K	**1 956.–**
4x2.2 WM	4	2056543	K	**1 928.–**

= ready for delivery, L = supply availability, C = approx. 2 weeks, K = approx. 4 weeks, A = on request, = please contact Wilo
Subject to change – all prices do not include VAT. Our General Terms of Delivery and Service apply (see www.wilo.com/legal) – valid from 01/01/2019 in Germany.

Price group: PG14

Ordering information

VR-HVAC system	Max. number of pumps that can be controlled	Art. no.		
Type				EUR
4x3.0 WM	4	2056547	K	**1 936.–**
4x4.0 WM	4	2056551	K	**1 950.–**
4x5.5 WM	4	2056555	K	**2 126.–**
4x7.5 WM	4	2056559	K	**2 151.–**
4x15 WM	4	2056567	K	**5 735.–**
4x18.5 WM	4	2056571	K	**5 860.–**
4x22 WM	4	2056575	K	**6 867.–**

= ready for delivery, L = supply availability, C = approx. 2 weeks, K = approx. 4 weeks, A = on request, = please contact Wilo
Subject to change – all prices do not include VAT. Our General Terms of Delivery and Service apply (see www.wilo.com/legal) – valid from 01/01/2019 in Germany.



Accessories	Page
Commissioning/maintenance	592

Wilo-CC-HVAC system

Design type
Comfort control system for all conventional pumps in glandless and glanded design with fixed speeds and three-phase motors.

Application
For stageless power adjustment to the variable operating states of single, double or multi-pump systems (up to 6 pumps). Controlling depends on the differential pressure Δp, feed/return temperature (±T) or differential temperature (ΔT), including the free adjustment of the duty point by means of advance correction of the full-load pump output.

Notice
- → Wall fixation (WM) up to P2 = 4 kW
- → Floor model (BM) up to P2 = 5.5 kW
- → Mains connection 3~400 V, 50 Hz

Special features/product advantages
- → **Easy operation:** User-oriented menu navigation with multi-language plain text display and/or symbol navigation.
- → **Easy-to-use system:** Storage and output of operating data, display and storage of error messages.
- → **Reliable system:** Conductivity test of the transmitter paths, motor protection, status indicator for actuators.
- → **Advanced settings**: 3 adjustable setpoints, PID controller.
- → **Optional modules for connection to bus systems:** Profibus, CANBus, ModBus RTU, LON, BACnet and others.

Price group: PG14

Ordering information

CC-HVAC system	Max. number of pumps that can be controlled	Art. no.		
Type			🚚	EUR
1x1.1 FC WM	1	2527800	K	**6 391.–**
1x1.5 FC WM	1	2527806	K	**6 506.–**
1x2.2 FC WM	1	2527812	K	**6 607.–**
1x3.0 FC WM	1	2527818	K	**6 916.–**
1x4.0 FC WM	1	2527824	K	**7 223.–**
1x5.5 FC BM	1	2527830	K	**8 696.–**
1x7.5 FC BM	1	2527836	K	**8 916.–**
1x11.0 FC BM	1	2527842	K	**11 165.–**
1x15.0 FC BM	1	2527848	K	**12 182.–**

🚚 = ready for delivery, L = supply availability, C = approx. 2 weeks, K = approx. 4 weeks, A = on request, 📞 = please contact Wilo
Subject to change – all prices do not include VAT. Our General Terms of Delivery and Service apply (see www.wilo.com/legal) – valid from 01/01/2019 in Germany.

Accessories

Price group: PG14

Ordering information

CC-HVAC system	Max. number of pumps that can be controlled	Art. no.		
Type			🚚	EUR
1x18.5 FC BM	1	2527854	K	**14 100.–**
1x22.0 FC BM	1	2527860	K	**14 100.–**
1x30.0 FC BM	1	2527866	K	**16 312.–**
1x37.0 FC BM	1	2527872	K	**18 293.–**
1x45.0 FC BM	1	2527878	K	**21 116.–**
2x1.1 FC WM	2	2527801	K	**6 853.–**
2x1.5 FC WM	2	2527807	K	**6 999.–**
2x2.2 FC WM	2	2527813	K	**7 098.–**
2x3.0 FC WM	2	2527819	K	**7 419.–**
2x4.0 FC WM	2	2527825	K	**7 746.–**
2x5.5 FC BM	2	2527831	K	**9 322.–**
2x7.5 FC BM	2	2527837	K	**9 541.–**
2x11.0 FC BM	2	2527843	K	**12 095.–**
2x15.0 FC BM	2	2527849	K	**13 314.–**
2x18.5 FC BM	2	2527855	K	**15 121.–**
2x22.0 FC BM	2	2527861	K	**15 121.–**
2x30.0 FC BM	2	2527867	K	**17 724.–**
2x37.0 FC BM	2	2527873	K	**20 379.–**
2x45.0 FC BM	2	2527879	K	**23 448.–**
3x1.1 FC WM	3	2527802	K	**7 232.–**
3x1.5 FC WM	3	2527808	K	**7 352.–**
3x2.2 FC WM	3	2527814	K	**7 451.–**
3x3.0 FC WM	3	2527820	K	**7 783.–**
3x4.0 FC WM	3	2527826	K	**8 148.–**
3x5.5 FC BM	3	2527832	K	**10 046.–**
3x7.5 FC BM	3	2527838	K	**10 266.–**
3x11.0 FC BM	3	2527844	K	**13 091.–**
3x15.0 FC BM	3	2527850	K	**14 452.–**
3x18.5 FC BM	3	2527856	K	**16 374.–**
3x22.0 FC BM	3	2527862	K	**16 374.–**
3x30.0 FC BM	3	2527868	K	**19 645.–**
3x37.0 FC BM	3	2527874	K	**23 622.–**
3x45.0 FC BM	3	2527880	K	**28 372.–**
4x1.1 FC WM	4	2527803	K	**7 785.–**
4x1.5 FC WM	4	2527809	K	**7 907.–**
4x2.2 FC WM	4	2527815	K	**8 005.–**
4x3.0 FC WM	4	2527821	K	**8 362.–**
4x4.0 FC WM	4	2527827	K	**8 721.–**
4x5.5 FC BM	4	2527833	K	**10 836.–**
4x7.5 FC BM	4	2527839	K	**11 110.–**
4x11.0 FC BM	4	2527845	K	**14 186.–**
4x15.0 FC BM	4	2527851	K	**15 701.–**
4x18.5 FC BM	4	2527857	K	**17 561.–**
4x22.0 FC BM	4	2527863	K	**17 561.–**
4x30.0 FC BM	4	2527869	K	**21 106.–**

🚚 = ready for delivery, L = supply availability, C = approx. 2 weeks, K = approx. 4 weeks, A = on request, 📞 = please contact Wilo
Subject to change – all prices do not include VAT. Our General Terms of Delivery and Service apply (see www.wilo.com/legal) – valid from 01/01/2019 in Germany.

Price group: PG14

Ordering information

CC-HVAC system	Max. number of pumps that can be controlled	Art. no.		
Type				EUR
4x37.0 FC BM	4	2527875	K	**26 558.–**
4x45.0 FC BM	4	2527881	K	**30 625.–**
5x1.1 FC WM	5	2527804	K	**8 396.–**
5x1.5 FC WM	5	2527810	K	**8 515.–**
5x2.2 FC WM	5	2527816	K	**8 631.–**
5x3.0 FC WM	5	2527822	K	**8 965.–**
5x4.0 FC WM	5	2527828	K	**9 006.–**
5x5.5 FC BM	5	2527834	K	**11 640.–**
5x7.5 FC BM	5	2527840	K	**11 912.–**
5x11.0 FC BM	5	2527846	K	**15 098.–**
5x15.0 FC BM	5	2527852	K	**17 141.–**
5x18.5 FC BM	5	2527858	K	**20 832.–**
5x22.0 FC BM	5	2527864	K	**20 832.–**
5x30.0 FC BM	5	2527870	K	**25 215.–**
5x37.0 FC BM	5	2527876	K	**27 838.–**
5x45.0 FC BM	5	2527882	K	**32 381.–**
6x1.1 FC WM	6	2527805	K	**8 811.–**
6x1.5 FC WM	6	2527811	K	**8 558.–**
6x2.2 FC WM	6	2527817	K	**9 056.–**
6x3.0 FC WM	6	2527823	K	**9 413.–**
6x4.0 FC WM	6	2527829	K	**9 450.–**
6x5.5 FC BM	6	2527835	K	**12 384.–**
6x7.5 FC BM	6	2527841	K	**12 690.–**
6x11.0 FC BM	6	2527847	K	**16 032.–**
6x15.0 FC BM	6	2527853	K	**18 130.–**
6x18.5 FC BM	6	2527859	K	**23 205.–**
6x22.0 FC BM	6	2527865	K	**23 205.–**
6x30.0 FC BM	6	2527871	K	**27 145.–**
6x37.0 FC BM	6	2527877	K	**29 150.–**
6x45.0 FC BM	6	2527883	K	**34 104.–**

= ready for delivery, L = supply availability, C = approx. 2 weeks, K = approx. 4 weeks, A = on request, = please contact Wilo
Subject to change – all prices do not include VAT. Our General Terms of Delivery and Service apply (see www.wilo.com/legal) – valid from 01/01/2019 in Germany.



Accessories	Page
Commissioning/maintenance	592

Wilo-CCe-HVAC system

Design type
Comfort control system for controlling glandless pumps and glanded pumps with integral frequency converters, or infinitely variable electronically controlled pumps.

Application
For infinitely variable power adjustment to the variable operating statuses of single, double or multi-pump systems of the series Wilo Stratos/-D/-Z, Stratos GIGA, IP-E/DP-E, IL-E/DL-E, BL-E, IL-E...BF (up to 6 pumps). Controlling depends on the differential pressure Δp, feed/return temperature (±T) or differential temperature (ΔT), including the free adjustment of the duty point by means of advance correction of the full-load pump output.

Notice
Mains connection 3~400 V, 50 Hz (others on request)

Special features/product advantages
- → **Easy operation:** User-oriented menu navigation with multi-language plain text display and/or symbol navigation.
- → **Easy-to-use system:** Storage and output of operating data, display and storage of error messages.
- → **Reliable system:** Conductivity test of the transmitter paths, motor protection, status indicator for actuators.
- → **Advanced settings:** 3 adjustable setpoints, PID controller.
- → **Optional modules for connection to bus systems:** Profibus, CANBus, ModBus RTU, LON, BACnet and others. Remote data transmission possible via GPRS modem

Price group: PG14

Ordering information

CCe-HVAC system	Max. number of pumps that can be controlled	Art. no.		
Type			🚚	EUR
1 x ...	1	2536640	K	**3 136.-**
1 x 0.37	1	2536646	K	**3 831.-**
1 x 0.55	1	2536652	K	**3 831.-**
1 x 0.75	1	2536658	K	**3 831.-**
1 x 1.1	1	2536664	K	**3 831.-**
1 x 1.5	1	2536670	K	**3 831.-**
1 x 2.2	1	2536676	K	**3 834.-**
1 x 3.0	1	2536682	K	**3 953.-**
1 x 4.0	1	2536688	K	**3 953.-**

🚚 = ready for delivery, L = supply availability, C = approx. 2 weeks, K = approx. 4 weeks, A = on request, 📞 = please contact Wilo
Subject to change – all prices do not include VAT. Our General Terms of Delivery and Service apply (see www.wilo.com/legal) – valid from 01/01/2019 in Germany.

Price group: PG14

Ordering information

CCe-HVAC system	Max. number of pumps that can be controlled	Art. no.		
Type			🚚	EUR
1 x 5.5	1	2536694	K	**3 968.–**
1 x 7.5	1	2536700	K	**3 957.–**
1 x 11.0	1	2536706	K	**3 983.–**
1 x 15.0	1	2536712	K	**3 983.–**
1 x 18.5	1	2536718	K	**4 044.–**
1 x 22.0	1	2536724	K	**4 081.–**
2 x ...	2	2536641	K	**3 237.–**
2 x 0.37	2	2536647	K	**4 089.–**
2 x 0.55	2	2536653	K	**4 089.–**
2 x 0.75	2	2536659	K	**4 089.–**
2 x 1.1	2	2536665	K	**4 089.–**
2 x 1.5	2	2536671	K	**4 089.–**
2 x 2.2	2	2536677	K	**4 096.–**
2 x 3.0	2	2536683	K	**4 221.–**
2 x 4.0	2	2536689	K	**4 221.–**
2 x 5.5	2	2536695	K	**4 235.–**
2 x 7.5	2	2536701	K	**4 229.–**
2 x 11.0	2	2536707	K	**4 276.–**
2 x 15.0	2	2536713	K	**4 268.–**
2 x 18.5	2	2536719	K	**4 814.–**
2 x 22.0	2	2536725	K	**4 945.–**
3 x ...	3	2536642	K	**3 868.–**
3 x 0.37	3	2536648	K	**4 333.–**
3 x 0.55	3	2536654	K	**4 333.–**
3 x 0.75	3	2536660	K	**4 333.–**
3 x 1.1	3	2536666	K	**4 333.–**
3 x 1.5	3	2536672	K	**4 333.–**
3 x 2.2	3	2536678	K	**4 350.–**
3 x 3.0	3	2536684	K	**4 488.–**
3 x 4.0	3	2536690	K	**4 488.–**
3 x 5.5	3	2536696	K	**4 501.–**
3 x 7.5	3	2536702	K	**4 483.–**
3 x 11.0	3	2536708	K	**6 363.–**
3 x 15.0	3	2536714	K	**6 508.–**
3 x 18.5	3	2536720	K	**6 732.–**
3 x 22.0	3	2536726	K	**5 488.–**
4 x ...	4	2536643	K	**3 985.–**
4 x 0.37	4	2536649	K	**4 488.–**
4 x 0.55	4	2536655	K	**4 523.–**
4 x 0.75	4	2536661	K	**4 523.–**
4 x 1.1	4	2536667	K	**4 523.–**
4 x 1.5	4	2536673	K	**4 523.–**
4 x 2.2	4	2536679	K	**4 545.–**
4 x 3.0	4	2536685	K	**4 685.–**
4 x 4.0	4	2536691	K	**4 698.–**

🚚 = ready for delivery, L = supply availability, C = approx. 2 weeks, K = approx. 4 weeks, A = on request, 📞 = please contact Wilo
Subject to change – all prices do not include VAT. Our General Terms of Delivery and Service apply (see www.wilo.com/legal) – valid from 01/01/2019 in Germany.

Price group: PG14

Ordering information

CCe-HVAC system	Max. number of pumps that can be controlled	Art. no.		
Type			🚚	EUR
4 x 5.5	4	2536697	K	**4 809.–**
4 x 7.5	4	2536703	K	**4 771.–**
4 x 11.0	4	2536709	K	**6 816.–**
4 x 15.0	4	2536715	K	**6 866.–**
4 x 18.5	4	2536721	K	**7 192.–**
4 x 22.0	4	2536727	K	**5 874.–**
5 x ...	5	2536644	K	**4 522.–**
5 x 0.37	5	2536650	K	**5 305.–**
5 x 0.55	5	2536656	K	**5 305.–**
5 x 0.75	5	2536662	K	**5 333.–**
5 x 1.1	5	2536668	K	**5 305.–**
5 x 1.5	5	2536674	K	**5 305.–**
5 x 2.2	5	2536680	K	**5 331.–**
5 x 3.0	5	2536686	K	**5 525.–**
5 x 4.0	5	2536692	K	**5 830.–**
5 x 5.5	5	2536698	K	**5 889.–**
5 x 7.5	5	2536704	K	**5 930.–**
5 x 11.0	5	2536710	K	**6 286.–**
5 x 15.0	5	2536716	K	**6 333.–**
5 x 18.5	5	2536722	K	**6 710.–**
5 x 22.0	5	2536728	K	**7 176.–**
6 x ...	6	2536645	K	**4 640.–**
6 x 0.37	6	2536651	K	**5 498.–**
6 x 0.55	6	2536657	K	**5 498.–**
6 x 0.75	6	2536663	K	**5 525.–**
6 x 1.1	6	2536669	K	**5 498.–**
6 x 1.5	6	2536675	K	**5 498.–**
6 x 2.2	6	2536681	K	**5 526.–**
6 x 3.0	6	2536687	K	**5 724.–**
6 x 4.0	6	2536693	K	**6 074.–**
6 x 5.5	6	2536699	K	**6 134.–**
6 x 7.5	6	2536705	K	**6 281.–**
6 x 11.0	6	2536711	K	**6 680.–**
6 x 15.0	6	2536717	K	**6 665.–**
6 x 18.5	6	2536723	K	**7 374.–**
6 x 22.0	6	2536729	K	**7 604.–**

🚚 = ready for delivery, L = supply availability, C = approx. 2 weeks, K = approx. 4 weeks, A = on request, 📞 = please contact Wilo
Subject to change – all prices do not include VAT. Our General Terms of Delivery and Service apply (see www.wilo.com/legal) – valid from 01/01/2019 in Germany.

Price group: PG14

Required accessories

Type	Description	Art. no.		EUR
BMS base module	Series module in plastic housing with LEDs for state indicator of inputs and secured on 35 mm DIN rail	2533800	K	**524.–**
CC communication module	Plug-in cartridge for installation in the CPU for connecting the CC switchgear to communication systems (GSM, Modbus, Webserver, LON etc.), if no frequency converter is installed.	2533850	K	**203.–**
Communication module, BACnet IP (slave)	Bus communication module for BACnet networks	2537051	K	**1 054.–**
Communication module, BACnet MS/TP (slave)	Bus communication module for BACnet networks	2537050	K	**1 054.–**
Communication module CANOpen	Additional module for equipping the switchgear series Wilo-CC system for communication in CanOpen networks (slave).	2533867	K	**1 439.–**
Communication module LON	Additional module for equipping the switchgear series Wilo-CC system for communication in LON networks.	2533868	K	**2 368.–**
Communication module Modbus RTU	Additional module for equipping the switchgear series Wilo-CC system for communication in Modbus RTU networks.	2533869	K	**434.–**
Communication module Profibus DP	Additional module for equipping the switchgear series Wilo-CC system for communication in Profibus DP networks (slave).	2533866	K	**899.–**
Communication module WebServer	Additional module for Internet connection.	2533865	K	**927.–**
Connection cable control modules	Connection cable for connecting up to 4 control modules with the GLT base module. The number of connection cables required for control modules per CC-switchgear is always 1.	2533790	K	**141.–**
Connection cable signalling modules	Connection cable for connecting up to 4 signalling modules with the GLT base module. The number of connecting cables required for signalling modules per CC switchgear is always 1.	2533890	K	**141.–**
Control module pump 1-2	Double row terminal block with status LED for the supply voltage, secured on 35 mm DIN rail	2533712	K	**220.–**
Control module pump 3-4	Double row terminal block with status LED for the supply voltage, secured on 35 mm DIN rail	2533734	K	**220.–**
Control module pump 5-6	Double row terminal block with status LED for the supply voltage, secured on 35 mm DIN rail	2533756	K	**220.–**
DDC control module	Double row terminal block with status LED for the supply voltage, secured on 35 mm DIN rail	2533795	K	**220.–**
DDG impulse selector	Impulse selector for switch cabinet installation, channel selection via DIP switches accessible from the front, LEDs for operation and output signal, galvanic isolation between measurement signal and supply voltage, secured on 35 mm DIN rail	2533770	K	**403.–**
DDG power supply unit	For DDG together with impulse selector	501865293	C	**231.–**
DDG transducer	(amplifier) incl. power supply unit for DDG	501771990	C	**2 130.–**
GPRS module	Insulating housing for switch cabinet installation, secured on 35 mm DIN rail. SIM cards not included in scope of delivery, must be procured by customer!	2533860	K	**952.–**
GSM/GPRS Aerial with cable 2.5 m	Flexible antenna with plastic coating, magnetic stand and shielded aerial cable with FEM plug.	2533862	K	**127.–**
GSM/GPRS Aerial with cable 10 m	Plastic coated antenna including angle bracket for outdoor installation and shielded antenna cable with FME plug.	2533863	K	**383.–**
GSM/GPRS Aerial with cable 15 m	Plastic coated antenna including angle bracket for outdoor installation and shielded antenna cable with FME plug.	2533864	K	**424.–**
GSM module	Insulating housing for switch cabinet installation, secured by means of the supplied accessories set (adapter plate). SIM cards not included in scope of delivery, must be procured by customer!	2533861	K	**752.–**
Outdoor temperature sensor PT 100	Insulating housing of fibreglass-reinforced polycarbonate, grey similar to RAL 7035. Fixation with two to four screws, 4 mm (not included in scope of delivery). **Attention:** Do not expose the housing to direct sunlight.	2533772	K	**91.–**
PTC thermistor tripping unit	Tripping unit for switch cabinet installation for all IPL/DPL, IL/DL, IPH-O/W, IPS, IP-Z, BAC, BL, Helix and MVI series pumps equipped with PTC thermistor sensors.	509275993	L	**421.–**

= ready for delivery, L = supply availability, C = approx. 2 weeks, K = approx. 4 weeks, A = on request, = please contact Wilo
Subject to change – all prices do not include VAT. Our General Terms of Delivery and Service apply (see www.wilo.com/legal) – valid from 01/01/2019 in Germany.

Price group: PG14

Required accessories				
Type	**Description**	**Art. no.**		
			🚚	EUR
Signal converter 0-10 V / 0-20 mA	Additional module for equipping the switchgear range Wilo-CC-System to convert 0-10V signals into 0-20mA signals	2534992	K	**191.-**
Signalling module pump 1-2	Relay module with operating status LEDs, secured on 35 mm DIN rail	2533812	K	**320.-**
Signalling module pump 3-6	Relay module with operating status LEDs, secured on 35 mm DIN rail	2533836	K	**309.-**
Temperature module for systems with 1-3 pumps	Module for arrangement in series on 35 mm DIN rail with four channels to enclose a temperature sensor installed by the customer (PT100/PT1000) in 2- or 3-conductor design. Feed temperature (T_V), return temperature (T_R), process temperature (T_P), outside temperature (T_A)	2534991	K	**794.-**
Temperature module for systems with 4-6 pumps	Module to be arranged on a 35 mm DIN rail with four channels in order to detect temperature sensors which have to be provided by the customer (PT100/PT1000) in 2 or 3-wire technology. Feed temperature (T_V), return temperature (T_R), process temperature (T_P), outside temperature (T_A)	2533771	K	**627.-**
VR-HVAC signal board EBM/ESM 1-4	Signal board	2022277	L	**172.-**

Price group: PG14

Differential pressure sensor, DDG (4 – -20mA)				
Type	**Description**	**Art. no.**		
			🚚	EUR
DDG 2	4-20 mA; not utilisable with VR-HVAC	503184295	C	**750.-**
DDG 10	4-20 mA	503184398	L	**750.-**
DDG 20	4-20 mA	503184490	L	**750.-**
DDG 40	4-20 mA	503184593	L	**750.-**
DDG 60	4-20 mA	503184696	L	**750.-**
DDG 100	4-20 mA; not utilisable with VR-HVAC	503184799	L	**750.-**

Heating, air-conditioning, cooling

🚚 = ready for delivery, L = supply availability, C = approx. 2 weeks, K = approx. 4 weeks, A = on request, 📞 = please contact Wilo
Subject to change – all prices do not include VAT. Our General Terms of Delivery and Service apply (see www.wilo.com/legal) – valid from 01/01/2019 in Germany.



Accessories	Page
Commissioning/maintenance	592

Wilo-SCe-HVAC system

Design type
Digitally controlled, variable Smart control systems for driving glandless and glanded pumps of all makes and single and multi-pump systems SCe version: Control of electronic pumps or pumps with built-in orexternal frequency converters

Application
For stageless power adjustment to the variable operating states of single, double or multi-pump systems (up to 4 pumps). Controlling depends on the differential pressure Δp, feed/return temperature (±T) or differential temperature (ΔT), including the free adjustment of the duty point by means of advance correction of the full-load pump output.

Notice
- → Device versions: WM (wall fixation); BM (floor model)
- → Mains connection: 3~400 V, 50 Hz; 1~230 V, 50/60 Hz(only versions SCe without performance part)

Special features/product advantages
- → Easy operation: Display, symbols and menu navigation analogous to the Wilo glanded pumps of the latest design
- → Easy-to-use system: System access to the service menu protected via code, error history code with up to 16 individual messages
- → Reliable system: Permanent display of pump and system status, as well as the current actual value, SBM and SSM as standard, other error messages/ alarm signals can optionally be output via relay or via other communication tools (e.g., bus systems)
- → Advanced setting parameters: 2 adjustable setpoints, remote setpoint adjustment possible
- → Communication capability: connectable bus systems: BACnet, modbus RTU(RS 232) (LON connectible via optional module)

Price group: PG14

Ordering information

SCe-HVAC system	Max. number of pumps that can be controlled	Art. no.		
Type			🚚	EUR
H-1x10A-T34-WM-PKG	1	2545254	A	**2 018.-**
H-1x13A-T34-WM-PKG	1	2545258	A	**1 824.-**
H-1x16A-T34-WM-PKG	1	2545262	A	**1 932.-**
H-1x24A-T34-WM-PKG	1	2545266	A	**2 009.-**
H-1x32A-T34-WM-PKG	1	2545270	A	**2 350.-**
H-1x37,5A-T34-WM-PKG	1	2545274	A	**2 416.-**
H-1x49A-T34-WM-PKG	1	2545278	A	**2 438.-**

🚚 = ready for delivery, L = supply availability, C = approx. 2 weeks, K = approx. 4 weeks, A = on request, 📞 = please contact Wilo
Subject to change – all prices do not include VAT. Our General Terms of Delivery and Service apply (see www.wilo.com/legal) – valid from 01/01/2019 in Germany.

Accessories

Price group: PG14

Ordering information

SCe-HVAC system	Max. number of pumps that can be controlled	Art. no.		
Type				EUR
H-2x10A-T34-WM-PKG	2	2545255	A	**2 130.–**
H-2x13A-T34-WM-PKG	2	2545259	A	**1 987.–**
H-2x16A-T34-WM-PKG	2	2545263	A	**2 096.–**
H-2x24A-T34-WM-PKG	2	2545267	A	**2 292.–**
H-2x32A-T34-WM-PKG	2	2545271	A	**2 869.–**
H-2x37,5A-T34-WM-PKG	2	2545275	A	**2 988.–**
H-2x49A-T34-WM-PKG	2	2545279	A	**3 192.–**
H-3x10A-T34-WM-PKG	3	2545256	A	**1 775.–**
H-3x13A-T34-WM-PKG	3	2545260	A	**2 109.–**
H-3x16A-T34-WM-PKG	3	2545264	A	**2 278.–**
H-3x24A-T34-WM-PKG	3	2545268	A	**4 479.–**
H-3x32A-T34-WM-PKG	3	2545272	A	**5 670.–**
H-3x37,5A-T34-WM-PKG	3	2545276	A	**6 024.–**
H-3x49A-T34-WM-PKG	3	2545280	A	**6 078.–**
H-4x10A-T34-WM-PKG	4	2545257	A	**1 906.–**
H-4x13A-T34-WM-PKG	4	2545261	A	**2 210.–**
H-4x16A-T34-WM-PKG	4	2545265	A	**2 438.–**
H-4x24A-T34-WM-PKG	4	2545269	A	**5 153.–**
H-4x32A-T34-WM-PKG	4	2545273	A	**6 505.–**
H-4x37,5A-T34-WM-PKG	4	2545277	A	**6 649.–**
H-4x49A-T34-WM-PKG	4	2545281	A	**7 788.–**

= ready for delivery, L = supply availability, C = approx. 2 weeks, K = approx. 4 weeks, A = on request, = please contact Wilo
Subject to change – all prices do not include VAT. Our General Terms of Delivery and Service apply (see www.wilo.com/legal) – valid from 01/01/2019 in Germany.



Accessories **Page**
Commissioning/maintenance

Wilo-SC/SC-FC-HVAC system

Design type
Digitally controlled, variable Smart control systems for driving glandless and glanded pumps of all makes and single and multi-pump systems. SC version: Control of fixed speed pumps via contactors (cascade connection) SC-FC version: Control of fixed speed pumps via contactors (cascade connection), but control of a pump via frequency converter as a base-load pump, control of the peak-load pumps in cascade connection

Application
For stageless power adjustment to the variable operating states of single, double or multi-pump systems (up to 4 pumps). Controlling depends on the differential pressure Δp, feed/return temperature (±T) or differential temperature (ΔT), including the free adjustment of the duty point by means of advance correction of the full-load pump output.

Notice
- → Wall fixation (WM)
- → Floor model (BM)

Special features/product advantages
- → Easy operation: Display, symbols and menu navigation analogous to the Wilo glanded pumps of the latest design
- → Easy-to-use system: System access to the service menu protected via code, error history code with up to 16 individual messages
- → Reliable system: Permanent display of pumps and system status as well as the actual value present in the display
- → SBM and SSM as standard, other error messages/alarm signals can optionally be output via relay or via other communication tools (e.g., bus systems)
- → Advanced settings: 2 adjustable setpoints, remote setpoint adjustment possible
- → Communication capability: Connectible bus systems: BACnet, modbus RTU(RS 232) (LON connectible via optional module)

- → Mains connection 3~400V, 50Hz

Ordering information

SC/SC-FC-HVAC system	Max. number of pumps that can be controlled	Art. no.		
Type			🚚	EUR
1x1,6A-WM (direct starting)	1	2545310	A	**2 549.-**
2x1,6A-WM (direct starting)	2	2545311	A	**2 759.-**
3x1,6A-WM (direct starting)	3	2545312	A	**3 050.-**
4x1,6A-WM (direct starting)	4	2545313	A	**3 247.-**
1x2,4A-WM (direct starting)	1	2545314	A	**2 549.-**

🚚 = ready for delivery, L = supply availability, C = approx. 2 weeks, K = approx. 4 weeks, A = on request, 📞 = please contact Wilo
Subject to change – all prices do not include VAT. Our General Terms of Delivery and Service apply (see www.wilo.com/legal) – valid from 01/01/2019 in Germany.

Accessories

Ordering information

SC/SC-FC-HVAC system	Max. number of pumps that can be controlled	Art. no.		
Type			🚚	EUR
2x2,4A-WM (direct starting)	2	2545315	A	**2 759.–**
3x2,4A-WM (direct starting)	3	2545316	A	**3 050.–**
4x2,4A-WM (direct starting)	4	2545317	A	**3 247.–**
1x4A-WM (direct starting)	1	2545318	A	**2 532.–**
2x4A-WM (direct starting)	2	2545319	A	**2 759.–**
3x4A-WM (direct starting)	3	2545320	A	**3 050.–**
4x4A-WM (direct starting)	4	2545321	A	**3 247.–**
1x6,3A-WM (direct starting)	1	2545322	A	**2 532.–**
2x6,3A-WM (direct starting)	2	2545323	A	**2 759.–**
3x6,3A-WM (direct starting)	3	2545324	A	**3 053.–**
4x6,3A-WM (direct starting)	4	2545325	A	**3 248.–**
1x10A-WM (direct starting)	1	2545326	A	**3 078.–**
2x10A-WM (direct starting)	2	2545327	A	**3 315.–**
3x10A-WM (direct starting)	3	2545328	A	**2 574.–**
4x10A-WM (direct starting)	4	2545329	A	**2 807.–**
1x12A-WM (direct starting)	1	2545330	A	**2 623.–**
2x12A-WM (direct starting)	2	2545331	A	**2 889.–**
3x12A-WM (direct starting)	3	2545332	A	**3 204.–**
4x12A-WM (direct starting)	4	2545333	A	**3 466.–**
1x16A-WM (direct starting)	1	2545334	A	**2 728.–**
2x16A-WM (direct starting)	2	2545335	A	**3 008.–**
3x16A-WM (direct starting)	3	2545336	A	**3 368.–**
4x16A-WM (direct starting)	4	2545337	A	**3 681.–**
1x20A-WM (direct starting)	1	2545338	A	✆
2x20A-WM (direct starting)	2	2545339	A	✆
3x20A-WM (direct starting)	3	2545340	A	✆
4x20A-WM (direct starting)	4	2545341	A	✆
1x24A-WM (direct starting)	1	2545342	A	**3 150.–**
2x24A-WM (direct starting)	2	2545343	A	**3 457.–**
3x24A-WM (direct starting)	3	2545344	A	**3 882.–**
4x24A-WM (direct starting)	4	2545345	A	**5 128.–**
1x32A-WM (direct starting)	1	2545346	A	**3 378.–**
2x32A-WM (direct starting)	2	2545347	A	**3 743.–**
3x32A-WM (direct starting)	3	2545348	A	**4 241.–**
4x32A-WM (direct starting)	4	2545349	A	**5 488.–**
1x13A-WM (star-delta-starting)	1	2545350	A	**3 201.–**
2x13A-WM (star-delta-starting)	2	2545351	A	**3 798.–**
3x13A-WM (star-delta-starting)	3	2545352	A	**4 408.–**
4x13A-WM (star-delta-starting)	4	2545353	A	**5 121.–**
1x16A-WM (star-delta-starting)	1	2545354	A	**3 297.–**
2x16A-WM (star-delta-starting)	2	2545355	A	**3 798.–**
3x16A-WM (star-delta-starting)	3	2545356	A	**4 408.–**
4x16A-WM (star-delta-starting)	4	2545357	A	**5 184.–**
1x19A-WM (star-delta-starting)	1	2545358	A	✆
2x19A-WM (star-delta-starting)	2	2545359	A	✆
3x19A-WM (star-delta-starting)	3	2545360	A	✆

🚚 = ready for delivery, L = supply availability, C = approx. 2 weeks, K = approx. 4 weeks, A = on request, ✆ = please contact Wilo
Subject to change – all prices do not include VAT. Our General Terms of Delivery and Service apply (see www.wilo.com/legal) – valid from 01/01/2019 in Germany.

Ordering information

SC/SC-FC-HVAC system	Max. number of pumps that can be controlled	Art. no.		
Type				EUR
4x19A-WM (star-delta-starting)	4	2545361	A	✆
1x24A-WM (star-delta-starting)	1	2545362	A	**3 652.–**
2x24A-WM (star-delta-starting)	2	2545363	A	**4 278.–**
3x24A-WM (star-delta-starting)	3	2545364	A	**5 087.–**
4x24A-WM (star-delta-starting)	4	2545365	A	**6 031.–**
1x32A-WM (star-delta-starting)	1	2545366	A	**3 957.–**
2x32A-WM (star-delta-starting)	2	2545367	A	**4 545.–**
3x32A-BM (star-delta-starting)	3	2545368	A	**7 775.–**
4x32A-BM (star-delta-starting)	4	2545369	A	**8 627.–**
1x37,5A-WM (star-delta-starting)	1	2545370	A	**4 133.–**
2x37,5A-WM (star-delta-starting)	2	2545371	A	**4 735.–**
3x37,5A-BM (star-delta-starting)	3	2545372	A	**8 105.–**
4x37,5A-BM (star-delta-starting)	4	2545373	A	**8 937.–**
1x43A-WM (star-delta-starting)	1	2545374	A	**4 183.–**
2x43A-WM (star-delta-starting)	2	2545375	A	**4 785.–**
3x43A-BM (star-delta-starting)	3	2545376	A	**8 201.–**
4x43A-BM (star-delta-starting)	4	2545377	A	**9 038.–**

Ordering information

SC/SC-FC-HVAC system	Max. number of pumps that can be controlled	Max. current	Art. no.		
Type		*I* A			EUR
1x1,6A-FC-WM (direct starting)	1	1.6	2545426	A	**5 119.–**
2x1,6A-FC-WM (direct starting)	2	1.6	2545427	A	**5 440.–**
3x1,6A-FC-WM (direct starting)	3	1.6	2545428	A	**5 756.–**
4x1,6A-FC-WM (direct starting)	4	1.6	2545429	A	**6 086.–**
1x2,4A-FC-WM (direct starting)	1	2.4	2545430	A	**5 132.–**
2x2,4A-FC-WM (direct starting)	2	2.4	2545431	A	**5 449.–**
3x2,4A-FC-WM (direct starting)	3	2.4	2545432	A	**5 778.–**
4x2,4A-FC-WM (direct starting)	4	2.4	2545433	A	**6 140.–**
1x4A-FC-WM (direct starting)	1	4	2545434	A	**5 215.–**
2x4A-FC-WM (direct starting)	2	4	2545435	A	**5 550.–**
3x4A-FC-WM (direct starting)	3	4	2545436	A	**5 905.–**
4x4A-FC-WM (direct starting)	4	4	2545437	A	**6 223.–**
1x6,3A-FC-WM (direct starting)	1	6.3	2545438	A	**6 066.–**
2x6,3A-FC-WM (direct starting)	2	6.3	2545439	A	**6 382.–**
3x6,3A-FC-WM (direct starting)	3	6.3	2545440	A	**5 586.–**
4x6,3A-FC-WM (direct starting)	4	6.3	2545441	A	**5 942.–**
1x10A-FC-WM (direct starting)	1	10	2545442	A	**6 690.–**
2x10A-FC-WM (direct starting)	2	10	2545443	A	**7 103.–**
3x10A-FC-WM (direct starting)	3	10	2545444	A	**6 223.–**
4x10A-FC-WM (direct starting)	4	10	2545445	A	**6 592.–**
1x12A-FC-BM (direct starting)	1	12	2545446	A	**9 523.–**
2x12A-FC-BM (direct starting)	2	12	2545447	A	**10 043.–**
3x12A-FC-BM (direct starting)	3	12	2545448	A	**10 560.–**

🚚 = ready for delivery, L = supply availability, C = approx. 2 weeks, K = approx. 4 weeks, A = on request, ✆ = please contact Wilo
Subject to change – all prices do not include VAT. Our General Terms of Delivery and Service apply (see www.wilo.com/legal) – valid from 01/01/2019 in Germany.

Ordering information

SC/SC-FC-HVAC system	Max. number of pumps that can be controlled	Max. current	Art. no.		
Type		I A		🚚	EUR
4x12A-FC-BM (direct starting)	4	12	2545449	A	**11 109.–**
1x16A-FC-BM (direct starting)	1	16	2545450	A	**10 228.–**
2x16A-FC-BM (direct starting)	2	16	2545451	A	**10 818.–**
3x16A-FC-BM (direct starting)	3	16	2545452	A	**11 744.–**
4x16A-FC-BM (direct starting)	4	16	2545453	A	**12 390.–**
1x20A-FC-BM (direct starting)	1	20	2545454	A	✆
2x20A-FC-BM (direct starting)	2	20	2545455	A	✆
3x20A-FC-BM (direct starting)	3	20	2545456	A	✆
4x20A-FC-BM (direct starting)	4	20	2545457	A	✆
1x24A-FC-BM (direct starting)	1	24	2545458	A	**11 859.–**
2x24A-FC-BM (direct starting)	2	24	2545459	A	**12 625.–**
3x24A-FC-BM (direct starting)	3	24	2545460	A	**13 941.–**
4x24A-FC-BM (direct starting)	4	24	2545461	A	**15 017.–**
1x32A-FC-BM (direct starting)	1	32	2545462	A	**13 187.–**
2x32A-FC-BM (direct starting)	2	32	2545463	A	**14 057.–**
3x32A-FC-BM (direct starting)	3	32	2545464	A	**15 545.–**
4x32A-FC-BM (direct starting)	4	32	2545465	A	**17 224.–**
1x13A-FC-BM (star-delta-starting)	1	13	2545466	A	**10 585.–**
2x13A-FC-BM (star-delta-starting)	2	13	2545467	A	**11 493.–**
3x13A-FC-BM (star-delta-starting)	3	13	2545468	A	**12 669.–**
4x13A-FC-BM (star-delta-starting)	4	13	2545469	A	**13 617.–**
1x16A-FC-BM (star-delta-starting)	1	16	2545470	A	**10 852.–**
2x16A-FC-BM (star-delta-starting)	2	16	2545471	A	**11 794.–**
3x16A-FC-BM (star-delta-starting)	3	16	2545472	A	**13 110.–**
4x16A-FC-BM (star-delta-starting)	4	16	2545473	A	**13 946.–**
1x19A-FC-BM (star-delta-starting)	1	19	2545474	A	✆
2x19A-FC-BM (star-delta-starting)	2	19	2545475	A	✆
3x19A-FC-BM (star-delta-starting)	3	19	2545476	A	✆
4x19A-FC-BM (star-delta-starting)	4	19	2545477	A	✆
1x24A-FC-BM (star-delta-starting)	1	24	2545478	A	**13 068.–**
2x24A-FC-BM (star-delta-starting)	2	24	2545479	A	**13 728.–**
3x24A-FC-BM (star-delta-starting)	3	24	2545480	A	**15 947.–**
4x24A-FC-BM (star-delta-starting)	4	24	2545481	A	**17 097.–**
1x32A-FC-BM (star-delta-starting)	1	32	2545482	A	**14 216.–**
2x32A-FC-BM (star-delta-starting)	2	32	2545483	A	**15 594.–**
3x32A-FC-BM (star-delta-starting)	3	32	2545484	A	**17 411.–**
4x32A-FC-BM (star-delta-starting)	4	32	2545485	A	**19 217.–**
1x37,5A-FC-BM (star-delta-starting)	1	37.5	2545486	A	**15 692.–**
2x37,5A-FC-BM (star-delta-starting)	2	37.5	2545487	A	**17 193.–**
3x37,5A-FC-BM (star-delta-starting)	3	37.5	2545488	A	**19 220.–**
4x37,5A-FC-BM (star-delta-starting)	4	37.5	2545489	A	**20 919.–**
1x43A-FC-BM (star-delta-starting)	1	43	2545490	A	**16 971.–**
2x43A-FC-BM (star-delta-starting)	2	43	2545491	A	**18 448.–**
3x43A-FC-BM (star-delta-starting)	3	43	2545492	A	**20 842.–**
4x43A-FC-BM (star-delta-starting)	4	43	2545493	A	**22 243.–**

🚚 = ready for delivery, L = supply availability, C = approx. 2 weeks, K = approx. 4 weeks, A = on request, ✆ = please contact Wilo
Subject to change – all prices do not include VAT. Our General Terms of Delivery and Service apply (see www.wilo.com/legal) – valid from 01/01/2019 in Germany.

Price group: PG14

Required accessories				
Type	**Description**	**Art. no.**		
			🚚	EUR
PTC thermistor tripping unit	Tripping unit for switch cabinet installation for all IPL/DPL, IL/DL, IPH-O/W, IPS, IP-Z, BAC, BL, Helix and MVI series pumps equipped with PTC thermistor sensors.	509275993	L	**421.–**
SC-HVAC signal board	Signal board	2119646	L	**173.–**
Signal converter 0-10 V / 0-20 mA	Additional module for equipping the switchgear range Wilo-CC-System to convert 0-10V signals into 0-20mA signals	2534992	K	**191.–**
DDG impulse selector	Impulse selector for switch cabinet installation, channel selection via DIP switches accessible from the front, LEDs for operation and output signal, galvanic isolation between measurement signal and supply voltage, secured on 35 mm DIN rail	2533770	K	**403.–**
Outdoor temperature sensor PT 100	Insulating housing of fibreglass-reinforced polycarbonate, grey similar to RAL 7035. Fixation with two to four screws, 4 mm (not included in scope of delivery). **Attention:** Do not expose the housing to direct sunlight.	2533772	K	**91.–**
DDG transducer	(amplifier) incl. power supply unit for DDG	501771990	C	**2 130.–**
Communication module ModBus RTU (SC)	For connection of Wilo-Control SC series with Modbus RTU networks.	2538241	L	**470.–**
Communication module BACnet (SC)	For connection of Wilo-Control SC series with BACnet MSTP networks.	2538242	L	**487.–**
Communication module LON (SC)	For connection of Wilo-Control SC series with Modbus LON networks.	2538243	K	**487.–**
Communication module GSM (SC)	Additional module for equipping the switchgear series SC/SCe for dialling into GSM mobile phone networks.	2542216	C	**430.–**

🚚 = ready for delivery, L = supply availability, C = approx. 2 weeks, K = approx. 4 weeks, A = on request, 📞 = please contact Wilo
Subject to change – all prices do not include VAT. Our General Terms of Delivery and Service apply (see www.wilo.com/legal) – valid from 01/01/2019 in Germany.



Accessories	Page
Commissioning/maintenance	592

Wilo-EFC

Design type
Stand-alone frequency converter

Application
→ This wall-mounted frequency converter can fit with fixed speed pumps equipped with Asynchronous or Permanent Magnet motors, in several applications, especially heating, air conditioning and pressure boosting.

Scope of delivery
→ Stand-alone frequency converter
→ Installation and operating instructions

Special features/product advantages
→ Flexible and safe application as a stand-alone frequency converter for fixed speed pumps
→ Compact design with energy-saving cooling concept to reduce temperature losses
→ Integrated energy-efficient harmonic reduction and additional energy-saving function in the partial load range of the pump
→ Versatile use in pump applications thanks to several connection options and different control modes
→ Easy commissioning thanks to intuitive assistant with graphical user interface

Price group: PG14

Ordering information				
EFC	Max. number of pumps that can be controlled	Art. no.		
Type			🚚	EUR
0.55 3x380-480V	1	2193430	C	**1 296.-**
0.75 3x380-480V	1	2193431	C	**1 323.-**
1.1 3x380-480V	1	2193432	C	**1 384.-**
1.5 3x380-480V	1	2193433	C	**1 446.-**
2.2 3x380-480V	1	2193434	C	**1 561.-**
3 3x380-480V	1	2193435	C	**1 707.-**
4 3x380-480V	1	2193436	C	**1 862.-**
5.5 3x380-480V	1	2193437	C	**2 129.-**
7.5 3x380-480V	1	2193438	C	**2 489.-**
11 3x380-480V	1	2193439	C	**2 997.-**
15 3x380-480V	1	2193440	C	**3 413.-**

🚚 = ready for delivery, L = supply availability, C = approx. 2 weeks, K = approx. 4 weeks, A = on request, 📞 = please contact Wilo
Subject to change – all prices do not include VAT. Our General Terms of Delivery and Service apply (see www.wilo.com/legal) – valid from 01/01/2019 in Germany.

Price group: PG14

Ordering information

EFC	Max. number of pumps that can be controlled	Art. no.		
Type				EUR
18.5 3x380–480V	1	2193441	C	**4 073.–**
22 3x380–480V	1	2193442	C	**4 694.–**
30 3x380–480V	1	2193443	C	**5 283.–**
37 3x380–480V	1	2193444	C	**5 925.–**
45 3x380–480V	1	2193445	C	**6 991.–**
55 3x380–480V	1	2193446	C	**8 222.–**
75 3x380–480V	1	2193447	C	**9 963.–**
90 3x380–480V	1	2193448	C	**11 365.–**
110 3x380–480V	1	2193449	C	**15 009.–**
132 3x380–480V	1	2193450	C	**18 111.–**
C0.37 3x380–480V	1	2193429	C	**1 274.–**

Price group: PG14

Accessories

Type	Description	Art. no.		
				EUR
Profibus DP MCA Wilo-EFC	Plug-in module on Wilo-EFC converter, Profibus DP operating the frequency converter via a fieldbus and allowing cost reduction of the system.	2193451	C	**365.–**
DeviceNet MCA Wilo-EFC	Plug-in module on Wilo-EFC converter, DeviceNet offers key capabilities to determine effectively what information is needed and when.	2193452	C	**330.–**
Profinet MCA Wilo-EFC	Plug-in module on Wilo-EFC converter, Profinet gives the user the possibility to access Ethernet and delivers diagnostic information.	2193453	C	**541.–**
Ethernet/IP MCA Wilo-EFC	Plug-in module on Wilo-EFC converter, EtherNet/IP is based on the newest technology available for industrial use and handles even the most demanding requirements.	2193454	C	**541.–**
Modbus TCP MCA Wilo-EFC	Plug-in module on Wilo-EFC converter, Modbus TCP offers features like a built-in web-server for remote diagnosis and reads out basic drive parameters.	2193455	C	**541.–**

Price group: PG14

Accessories

Type	Art. no.		
			EUR
Filter 177A du/dt IP00 Wilo-EFC	**6084550**	A	**1 866.–**
Filter 315A du/dt IP00 Wilo-EFC	**6084551**	A	**2 195.–**
Filter 480A du/dt IP00 Wilo-EFC	**6084552**	A	**2 854.–**
Filter 40A du/dt IP20 Wilo-EFC	**6084553**	A	**680.–**
Filter 90A du/dt IP20 Wilo-EFC	**6084554**	A	**1 207.–**
Filter 106A du/dt IP20 Wilo-EFC	**6084555**	A	**1 581.–**
Filter 177A du/dt IP20 Wilo-EFC	**6084556**	A	**2 415.–**
Filter 315A du/dt IP23 Wilo-EFC	**6084557**	A	**3 073.–**
Filter 480A du/dt IP23 Wilo-EFC	**6084558**	A	**3 622.–**
Filter 2.4A sin IP54 Wilo-EFC	**6084559**	A	**910.–**
Filter 4.1A sin IP54 Wilo-EFC	**6084560**	A	**929.–**
Filter 7.5A sin IP54 Wilo-EFC	**6084561**	A	**1 095.–**
Filter 10A sin IP54 Wilo-EFC	**6084562**	A	**1 188.–**
Filter 17A sin IP54 Wilo-EFC	**6084563**	A	**1 356.–**
Filter 24.2A sin IP54 Wilo-EFC	**6084564**	A	**1 859.–**
Filter 32A sin IP54 Wilo-EFC	**6084565**	A	**2 749.–**

= ready for delivery, L = supply availability, C = approx. 2 weeks, K = approx. 4 weeks, A = on request, = please contact Wilo
Subject to change – all prices do not include VAT. Our General Terms of Delivery and Service apply (see www.wilo.com/legal) – valid from 01/01/2019 in Germany.

Price group: PG14

Accessories

Type	Art. no.		EUR
Filter 37.5A sin IP54 Wilo-EFC	6084566	A	2 991.–
Filter 46.2A sin IP54 Wilo-EFC	6084567	A	3 344.–
Filter 61A sin IP54 Wilo-EFC	6084568	A	3 957.–
Filter 75A sin IP54 Wilo-EFC	6084569	A	4 420.–
Filter 90A sin IP54 Wilo-EFC	6084570	A	5 201.–
Filter 106A sin IP54 Wilo-EFC	6084571	A	5 720.–
Filter 150A sin IP54 Wilo-EFC	6084572	A	8 062.–
Filter 180A sin IP54 Wilo-EFC	6084573	A	8 842.–
Filter 2.5A sin IP00 Wilo-EFC	6084574	A	285.–
Filter 4.5A sin IP00 Wilo-EFC	6084575	A	300.–
Filter 8A sin IP00 Wilo-EFC	6084576	A	375.–
Filter 10A sin IP00 Wilo-EFC	6084577	A	389.–
Filter 17A sin IP00 Wilo-EFC	6084578	A	422.–
Filter 24A sin IP00 Wilo-EFC	6084579	A	689.–
Filter 38A sin IP00 Wilo-EFC	6084580	A	1 022.–
Filter 48A sin IP00 Wilo-EFC	6084581	A	1 284.–
Filter 62A sin IP00 Wilo-EFC	6084582	A	1 581.–
Filter 75A sin IP00 Wilo-EFC	6084583	A	2 065.–
Filter 115A sin IP00 Wilo-EFC	6084584	A	3 486.–
Filter 180A sin IP00 Wilo-EFC	6084585	A	4 732.–
Filter 260A sin IP00 Wilo-EFC	6084586	A	4 875.–
Filter 410A sin IP00 Wilo-EFC	6084587	A	7 558.–
Filter 510A sin IP00 Wilo-EFC	6084588	A	11 258.–
Filter 2.5A sin IP20 Wilo-EFC	6084900	A	282.–
Filter 4.5A sin IP20 Wilo-EFC	6084901	A	305.–
Filter 8A sin IP20 Wilo-EFC	6084902	A	374.–
Filter 10A sin IP20 Wilo-EFC	6084903	A	417.–
Filter 17A sin IP20 Wilo-EFC	6084904	A	462.–
Filter 24A sin IP20 Wilo-EFC	6084905	A	713.–
Filter 38A sin IP20 Wilo-EFC	6084906	A	1 275.–
Filter 48A sin IP20 Wilo-EFC	6084907	A	2 339.–
Filter 62A sin IP20 Wilo-EFC	6084908	A	2 589.–
Filter 75A sin IP20 Wilo-EFC	6084909	A	3 124.–
Filter 115A sin IP23 Wilo-EFC	6084910	A	4 486.–
Filter 180A sin IP23 Wilo-EFC	6084911	A	6 141.–
Filter 260A sin IP23 Wilo-EFC	6084912	A	7 891.–
Filter 410A sin IP23 Wilo-EFC	6084913	A	9 941.–
Filter 510A sin IP23 Wilo-EFC	6084914	A	13 505.–

= ready for delivery, L = supply availability, C = approx. 2 weeks, K = approx. 4 weeks, A = on request, = please contact Wilo
Subject to change – all prices do not include VAT. Our General Terms of Delivery and Service apply (see www.wilo.com/legal) – valid from 01/01/2019 in Germany.



Wilo IF-Module Stratos



Wilo-IF module



Wilo-CIF module LON

Price group: PG14

IF module for glandless pumps

Type	Description	Art. no.		EUR
			🚚	
IF-Module Stratos DP	Retrofittable plug-in module for Wilo-Stratos/Stratos-Z/Stratos-D pump types. 2 x 2 terminals for through connection of BUS interfaces. Communication-capable dual pump management (time, load and fault-sensitive) Connecting cable 0.7 m (2x2-core, shielded in pairs) included in scope of delivery.	2105254	L	**96.–**
IF-Module Stratos, LON	Retrofittable plug-in module for Wilo-Stratos/Stratos-Z/Stratos-D pump types. Serial/digital LON interface for connection to building automation via LONWorks networks: LONTalk protocol and LONMark conformity. Communication-capable dual pump management (time, load and fault-sensitive) For the dual pump management of 2 circulation pumps or 1 double pump in alternating mode or parallel operation, an additional Stratos PLR IF-Module is required.	2030455	L	**263.–**
IF-Module Stratos BACnet	Retrofittable plug-in module for Wilo-Stratos/Stratos-Z/Stratos- D pump types. Serial/digital BACnet MS/TP master interface for connection to building automation BA via RS485 bus system. Protocol in accordance with the BACnet standard (ISO 16484-5) Communication-capable dual pump management (time, load and fault-sensitive) For the dual pump management of 2 circulation pumps or 1 dual pump in alternating or parallel operation, an additional Stratos DP IF-Module is required.	2097810	L	**250.–**
IF-Module Stratos, PLR	Retrofit plug-in module for Wilo-Stratos/Stratos-Z/Stratos-D pump types Serial, digital PLR interface for connection to BA building automation via Wilo interface converter or company-specific coupling modules. Communication-capable dual pump management (according to time, load and fault) For the dual pump management of 2 circulation pumps or 1 double pump in alternating mode or parallel operation with 2 x PLR IF-Modules. Connection cable, 0.7 m (2-core), included in the scope of delivery.	2030465	L	**96.–**
IF-Module Stratos Ext. Off	Retrofit plug-in module for Wilo-Stratos/Stratos-Z/Stratos-D pump types Overriding Off control input Control input 0-10 V (remote speed adjustment or remote setpoint adjustment) for connection to BA building automation. Communication-capable dual pump management (according to time, load and fault) For the dual pump management of 2 circulation pumps or 1 double pump in alternating mode or parallel operation, an additional Stratos PLR IF-Module is required.	2030475	L	**118.–**
IF-Module Stratos, SBM	Retrofit plug-in module for Wilo-Stratos/Stratos-Z/Stratos-D pump types Collective run signal. Control input 0-10 V (remote speed adjustment or remote setpoint adjustment) for connection to BA building automation. Communication-capable dual pump management (according to time, load and fault) For the dual pump management of 2 circulation pumps or 1 double pump in alternating mode or parallel operation, an additional Stratos SBM IF-Module is required.	2030495	L	**134.–**
IF-Module Stratos, CAN	Retrofit plug-in module for Wilo-Stratos/Stratos-Z/Stratos-D pump types Serial, digital CAN interface for connection to a BA building automation via CAN bus system. Protocol in accordance with the CANopen standard (EN50325-4) Communication-capable dual pump management (according to time, load and fault) For the dual pump management of 2 circulation pumps or 1 double pump in alternating mode or parallel operation, an additional Stratos PLR IF-Module is required.	2066600	L	**149.–**
IF-Module Stratos Modbus	Retrofit plug-in module for Wilo-Stratos/Stratos-Z/Stratos-D pump types Serial, digital Modbus RTU interface for connection to building automation (BA) via RS485 bus system. Protocol "Modbus over Serial Line" in accordance with Modbus-IDA V 1.02. Communication-capable dual pump management (according to time, load and fault) For the dual pump management of 2 circulation pumps or 1 double pump in alternating or parallel operation, an additional Stratos DP IF-Module is required.	2097808	L	**227.–**

🚚 = ready for delivery, L = supply availability, C = approx. 2 weeks, K = approx. 4 weeks, A = on request, 📞 = please contact Wilo
Subject to change – all prices do not include VAT. Our General Terms of Delivery and Service apply (see www.wilo.com/legal) – valid from 01/01/2019 in Germany.

Price group: PG14

IF module for glandless pumps

Type	Description	Art. no.		EUR
IF-Module Stratos Ext. Off/ SBM	Retrofit plug-in module for Wilo-Stratos/Stratos-Z/Stratos-D pump types Overriding Off control input, collective run signal. Communication-capable dual pump management (according to time, load and fault) For the dual pump management of 2 circulation pumps or 1 double pump in alternating mode or parallel operation, an additional Stratos Ext. Off/SBM IF-Module is required.	2084867	L	**134.–**
IF-Module Stratos Ext. Min.	Retrofit plug-in module for Wilo-Stratos/Stratos-Z/Stratos-D pump types Overriding Min control input (setback operation without Autopilot) Control input 0–10 V (remote speed adjustment or remote setpoint adjustment) for connection to BA building automation. Communication-capable dual pump management (according to time, load and fault) For the dual pump management of 2 circulation pumps or 1 double pump in alternating mode or parallel operation, an additional Stratos PLR IF-Module is required.	2030485	L	**118.–**

Price group: PG14

IF module for glanded pumps

Type	Description	Art. no.		EUR
CANopen IF-Module	Retrofittable plug-in module for pump types Wilo-Stratos GIGA, Stratos GIGA B, Stratos GIGA-D, VeroLine-IP-E, VeroTwin-DP-E, CronoLine-IL-E, CronoTwin-DL-E, CronoBloc-BL-E, Wilo-Helix EXCEL, Wilo-Economy MHIE, Wilo-Multivert MVIE, Wilo-Helix VE. Serial, digital CAN interface for connection to building automation (BA) via CAN bus system Protocol in accordance with the CANopen standard (EN50325-4) Note: The pump software must be compatible (for information, see Wilo homepage or consult the nearest Wilo branch).	2085044	L	**165.–**
Modbus RTU IF-Module	Retrofittable plug-in module for pump types Wilo-Stratos GIGA, Stratos GIGA B, Stratos GIGA-D, VeroLine-IP-E, VeroTwin-DP-E, CronoLine-IL-E, CronoTwin-DL-E, CronoBloc-BL-E, Wilo-Helix EXCEL, Wilo-Economy MHIE, Wilo-Multivert MVIE, Wilo-Helix VE. Serial, digital Modbus RTU interface for connection to building automation (BA) via RS485 bus system. Protocol “Modbus over Serial Line” in accordance with Modbus-IDA V 1.02. Note: The pump software must be compatible (for information, see Wilo homepage or consult the nearest Wilo branch).	2097809	L	**251.–**
BACnet MS/TP IF-Module	Retrofittable plug-in module for pump types Wilo-Stratos GIGA, Stratos GIGA B, Stratos GIGA-D, VeroLine-IP-E, VeroTwin-DP-E, CronoLine-IL-E, CronoTwin-DL-E, CronoBloc-BL-E, Wilo-Helix EXCEL, Wilo-Economy MHIE, Wilo-Multivert MVIE, Wilo-Helix VE. Serial, digital BACnet MS/TP master for connection to building automation (BA) via RS485 bus system. Protocol in accordance with the BACnet standard (ISO 16484-5). Note: The pump software must be compatible (for information, see Wilo homepage or consult the nearest Wilo branch).	2097811	L	**272.–**
IF module LON	Retrofittable plug-in module for pump types Wilo-Stratos GIGA, Stratos GIGA B, Stratos GIGA-D, VeroLine-IP-E, VeroTwin-DP-E, CronoLine-IL-E, CronoTwin-DL-E, CronoBloc-BL-E, Wilo-Helix EXCEL, Wilo-Economy MHIE, Wilo-Multivert MVIE, Wilo-Helix VE. Serial digital LON interface for connection to building automation (BA) via LONWorks networks: LONTalk protocol, LONMark conformity. Note: The pump software must be compatible (for information, see Wilo homepage or consult the nearest Wilo branch).	2022530	L	**242.–**
IF-Module PLR	Retrofittable plug-in module for pump types Wilo-Stratos GIGA, Stratos GIGA B, Stratos GIGA-D, VeroLine-IP-E, VeroTwin-DP-E, CronoLine-IL-E, CronoTwin-DL-E, CronoBloc-BL-E, Wilo-Helix EXCEL, Wilo-Economy MHIE, Wilo-Multivert MVIE, Wilo-Helix VE. Serial, digital PLR interface for connection to BA building automation via Wilo interface converter or company-specific coupling modules. Note: The pump software must be compatible (for information, see Wilo homepage or consult the nearest Wilo branch).	2035069	L	**107.–**

= ready for delivery, L = supply availability, C = approx. 2 weeks, K = approx. 4 weeks, A = on request, = please contact Wilo
Subject to change – all prices do not include VAT. Our General Terms of Delivery and Service apply (see www.wilo.com/legal) – valid from 01/01/2019 in Germany.

Price group: PG14

CIF module				
Type	**Description**	**Art. no.**		
			🚚	EUR
CIF-Modul LON TP/FT-10	Retrofittable plug-in module for the pump types Wilo-Stratos MAXO/Stratos MAXO-Z/Stratos MAXO-D. Serial/digital LON interface for connection to building automation BA via LONWorks networks: LONTalk protocol and LONMark conformity.	**2190370**	L	**273.–**
CIF-Modul BACnet MS/TP	Retrofittable plug-in module for the pump types Wilo-Stratos MAXO/Stratos MAXO-Z/Stratos MAXO-D. Serial/digital BACnet MS/TP master interface for connection to building automation BA via RS485 bus system. Protocol in accordance with the BACnet standard (ISO 16484-5)	**2190367**	L	**273.–**
CIF-Modul Modbus RTU	Retrofittable plug-in module for the pump types Wilo-Stratos MAXO/Stratos MAXO-Z/Stratos MAXO-D. Serial/digital Modbus RTU interface for connection to building automation BA via RS485 bus system. Protocol "Modbus over Serial Line" in accordance with Modbus-IDA V 1.02.	**2190368**	L	**273.–**
CIF-Modul CANopen	Retrofittable plug-in module for the pump types Wilo-Stratos MAXO/Stratos MAXO-Z/Stratos MAXO-D. Serial/digital CAN interface for connection to building automation BA via CAN bus system. Protocol in accordance with the CANopen standard (EN 50325-4).	**2190369**	L	**166.–**
CIF-Modul PLR	Retrofittable plug-in module for the pump types Wilo-Stratos MAXO/Stratos MAXO-Z/Stratos MAXO-D. Serial/digital PLR interface for connection to building automation BA via Wilo interface converter or company-specific coupling modules.	**2190371**	L	**107.–**

🚚 = ready for delivery, L = supply availability, C = approx. 2 weeks, K = approx. 4 weeks, A = on request, 📞 = please contact Wilo
Subject to change – all prices do not include VAT. Our General Terms of Delivery and Service apply (see www.wilo.com/legal) – valid from 01/01/2019 in Germany.



Accessories , Wilo-S1 R-h



Wilo-SK 601N

Price group: PG14

Time switching				
Type	**Description**	**Art. no.**		
				EUR
Plug-in module S1 R-h (analogue)	Time switching for Wilo-Star pumps 1~230 V, 50 Hz, daily program on/off	111130699	A	**103.-**
Switchgear SK 601N	Switchgear for automatic time-dependent On/Off switching of Wilo-pumps with 1~230 V, 50/60 Hz (EM) and 3~400 V, 50/60 Hz (DM) connection. With 24-hour time switch (1/4-hour interval settings) and battery backup, change-over switch for On / timed/ Off.	2120443	L	**133.-**

= ready for delivery, L = supply availability, C = approx. 2 weeks, K = approx. 4 weeks, A = on request, = please contact Wilo
Subject to change – all prices do not include VAT. Our General Terms of Delivery and Service apply (see www.wilo.com/legal) – valid from 01/01/2019 in Germany.

Price group: PG14

Differential pressure display device DDA

Type	Min. measuring range	Max. measuring range	Art. no.		
	p bar	*p* bar			EUR
DDA 6	0	0.6	503003598	L	**439.–**
DDA 16	0	1.6	502856499	L	**439.–**
DDA 40	0	4	503217592	L	**439.–**

Price group: PG14

Differential pressure contact manometer DDM

Type	Min. measuring range	Max. measuring range	Art. no.		
	p bar	*p* bar			EUR
DDM 6	0	0.6	110460994	L	**907.–**
DDM 10	0	1	110461094	C	**907.–**
DDM 16	0	1.6	110461197	L	**907.–**
DDM 25	0	2.5	110461290	C	**907.–**

Price group: PG14

Differential pressure sensor, DDG (4 – –20mA)

Type	Description	Art. no.		
				EUR
DDG 2	4–20 mA; not utilisable with VR–HVAC	503184295	C	**750.–**
DDG 10	4–20 mA	503184398	L	**750.–**
DDG 20	4–20 mA	503184490	L	**750.–**
DDG 40	4–20 mA	503184593	L	**750.–**
DDG 60	4–20 mA	503184696	L	**750.–**
DDG 100	4–20 mA; not utilisable with VR–HVAC	503184799	L	**750.–**

DDG (differential pressure sensor) with constant signal

Type	Description	Art. no.		Price group	
					EUR
DDG power supply unit	For DDG together with impulse selector	501865293	C	PG14	**231.–**
DDG transducer	(amplifier) incl. power supply unit for DDG	501771990	C	PG14	**2 130.–**
Extension for DDG-kit	–	2166098	L	PG15	**40.–**

Price group: PG15

DDG (differential pressure sensor) with constant signal

Type	Description	Art. no.		
				EUR
DDG 20–1	0–10 V	2104479	L	**476.–**
DDG 20–2	0–10 V	2104480	L	**476.–**
DDG 20–3	0–10 V	2104481	L	**476.–**
DDG 20–4	0–10 V	2104482	L	**476.–**
DDG 20–5	0–10 V	2104483	L	**476.–**
DDG 20–6	0–10 V	2104484	L	**476.–**
DDG 20–7	0–10 V	2116734	L	**476.–**
DDG 20–8	0–10 V	2123558	L	**476.–**
DDG 20–10	0–10 V	2137267	L	**476.–**
DDG 20–11	0–10 V	2137268	L	**476.–**

= ready for delivery, L = supply availability, C = approx. 2 weeks, K = approx. 4 weeks, A = on request, = please contact Wilo
Subject to change – all prices do not include VAT. Our General Terms of Delivery and Service apply (see www.wilo.com/legal) – valid from 01/01/2019 in Germany.

Price group: PG15

DDG (differential pressure sensor) with constant signal

Type	Description	Art. no.		EUR
			🚚	
DDG 20-12	0–10 V	2137269	L	**476.–**
DDG 20-13	0–10 V	2162544	L	**476.–**
DDG 20-14	0–10 V	2191057	C	**464.–**
DDG 40-1	0–10 V	2104485	L	**476.–**
DDG 40-2	0–10 V	2104486	L	**476.–**
DDG 40-3	0–10 V	2104487	L	**476.–**
DDG 40-4	0–10 V	2104488	L	**476.–**
DDG 40-5	0–10 V	2104489	L	**476.–**
DDG 40-6	0–10 V	2104490	L	**476.–**
DDG 40-7	0–10 V	2123559	L	**476.–**
DDG 40-9	0–10 V	2137270	L	**476.–**
DDG 40-10	0–10 V	2137271	L	**476.–**
DDG 40-11	0–10 V	2137272	L	**476.–**
DDG 40-12	0–10 V	2162543	L	**476.–**
DDG 40-13	0–10 V	2178962	C	**464.–**
DDG 60-1	0–10 V	2104491	L	**476.–**
DDG 60-2	0–10 V	2116735	C	**476.–**
DDG 60-3	0–10 V	2123560	L	**476.–**
DDG 60-5	0–10 V	2137273	L	**476.–**
DDG 60-6	0–10 V	2137274	L	**476.–**
DDG 60-7	0–10 V	2168158	C	**476.–**
DDG 60-8	0–10 V	2191056	C	**464.–**
DDG 100-1	0–10 V	2104492	L	**476.–**
DDG 100-2	0–10 V	2137275	L	**476.–**
DDG 100-3	0–10 V	2137276	L	**476.–**

Assignment to the pump type/prices of the differential pressure sensors

Stratos GIGA	Item no. for DDG kit
40/1-25/1,6-R1	2123559
40/1-32/2,2-R1	2123559
40/1-39/3,0-R1	2123559
40/1-45/3,8-R1	2123560
40/1-51/4,2-R1	2123560
50/1-50/4,2-R1	2123560
50/1-44/3,2-R1	2123560
50/1-38/2,8-R1	2123559
50/1-14/0,8-R1	2123558
50/1-20/1,3-R1	2123558
50/1-26/1,9-R1	2123559
50/1-33/2,6-R1	2123559
65/1-27/3,0-R1	2123559
65/1-21/2,3-R1	2123559

Assignment to the pump type/prices of the differential pressure sensors

Stratos GIGA	Item no. for DDG kit
65/1-8/0,6-R1	2123558
65/1-12/1,1-R1	2123558
65/1-17/1,7-R1	2123558
65/1-34/3,1-R1	2123559
65/1-38/3,8-R1	2123559
65/1-42/4,8-R1	2123560
80/1-16/2,3-R1	2123558
80/1-21/3,5-R1	2123559
80/1-32/4,1-R1	2123559
80/1-37/5,3-R1	2123559
100/1-13/2,3-R1	2123558
100/1-17/3,7-R1	2123558
100/1-27/4,8-R1	2123559
100/1-33/6,0-R1	2123559

🚚 = ready for delivery, L = supply availability, C = approx. 2 weeks, K = approx. 4 weeks, A = on request, 📞 = please contact Wilo
Subject to change – all prices do not include VAT. Our General Terms of Delivery and Service apply (see www.wilo.com/legal) – valid from 01/01/2019 in Germany.

Assignment to the pump type/prices of the differential pressure sensors	
Stratos GIGA B	**Item no. for DDG kit**
32/1-51/4,5-R1	2168158
32/1-45/3,8-R1	2168158
32/1-38/3,0-R1	2162543
32/1-32/2,3-R1	2162543
32/1-25/1,6-R1	2162543
32/1-32/2,6-R1	2162543
32/1-25/1,9-R1	2162543
32/1-19/1,2-R1	2162544
32/1-13/0,8-R1	2162544
32/1-48/4,5-R1	2168158
32/1-41/3,8-R1	2168158
32/1-35/3,0-R1	2162543
50/1-17/1,9-R1	2162544
50/1-12/1,2-R1	2162544

Assignment to the pump type/prices of the differential pressure sensors	
Stratos GIGA B	**Item no. for DDG kit**
50/1-8/0,6-R1	2162544
50/1-27/3,0-R1	2162543
50/1-21/2,3-R1	2162543
40/1-44/4,5-R1	2168158
40/1-38/3,8-R1	2162543
40/1-33/3,0-R1	2162543
65/1-22/3,0-R1	2162543
65/1-18/1,9-R1	2162543
50/1-37/5,0-R1	2162543
50/1-32/3,8-R1	2162543
80/1-18/3,2-R1	2162544
80/1-13/1,9-R1	2162544
80/1-32/5,6-R1	2162543
80/1-27/4,5-R1	2162543

Assignment to the pump type/prices of the differential pressure sensors	
Stratos GIGA-D	**Item no. for DDG kit**
40/1-51/4,2-R1	2191056
40/1-45/3,8-R1	2191056
40/1-39/3,0-R1	2178962
40/1-32/2,2-R1	2178962
40/1-25/1,6-R1	2178962
50/1-33/2,6-R1	2178962
50/1-26/1,9-R1	2178962
50/1-20/1,3-R1	2191057
50/1-14/0,8-R1	2191057
50/1-50/4,2-R1	2191056
50/1-44/3,2-R1	2191056
50/1-38/2,8-R1	2178962
65/1-17/1,7-R1	2191057
65/1-12/1,1-R1	2191057
65/1-8/0,6-R1	2191057
65/1-27/3,0-R1	2178962
65/1-21/2,3-R1	2178962
65/1-42/4,8-R1	2191056
65/1-38/3,8-R1	2178962
65/1-34/3,1-R1	2178962
80/1-21/3,5-R1	2178962
80/1-16/2,3-R1	2191057

Assignment to the pump type/prices of the differential pressure sensors	
Stratos GIGA-D	**Item no. for DDG kit**
80/1-37/5,3-R1	2178962
80/1-32/4,1-R1	2178962
100/1-17/3,7-R1	2191057
100/1-13/2,3-R1	2191057
100/1-33/6,0-R1	2178962
100/1-27/4,8-R1	2178962
40/4-63/11-R1	–
50/4-53/11-R1	–
50/4-62/15-R1	–
65/3-40/11-R1	–
65/3-49/15-R1	–
65/4-57/18,5-R1	–
65/5-65/22-R1	–
80/2-31/11-R1	–
80/3-40/15-R1	–
80/3-48/18,5-R1	–
80/4-53/22-R1	–
100/2-22/11-R1	–
100/2-26/15-R1	–
100/2-29/18,5-R1	–
100/3-33/22-R1	–

🚚 = ready for delivery, L = supply availability, C = approx. 2 weeks, K = approx. 4 weeks, A = on request, 📞 = please contact Wilo
Subject to change – all prices do not include VAT. Our General Terms of Delivery and Service apply (see www.wilo.com/legal) – valid from 01/01/2019 in Germany.

Assignment to the pump type/prices of the differential pressure sensors	
VeroLine-IP-E	Item no. for DDG kit
32/95-0,55/2-R1	2104479
32/105-0,75/2-R1	2104479
32/125-1,1/2-R1	2104479
32/135-1,1/2-R1	2104485
32/135-1,5/2-R1	2104485
40/115-0,55/2-R1	2104479
40/120-1,5/2-R1	2104479
40/130-2,2/2-R1	2104485
40/150-3/2-R1	2104485
40/160-4/2-R1	2104485
50/105-0,75/2-R1	2104479

Assignment to the pump type/prices of the differential pressure sensors	
VeroLine-IP-E	Item no. for DDG kit
50/130-2,2/2-R1	2104479
50/140-3/2-R1	2104485
50/150-4/2-R1	2104485
65/115-1,5/2-R1	2104480
65/110-2,2/2-R1	2104479
65/120-3/2-R1	2104479
65/130-4/2-R1	2104485
80/115-2,2/2-R1	2104480
80/105-3/2-R1	2104479
80/110-4/2-R1	2104479

Assignment to the pump type/prices of the differential pressure sensors	
VeroTwin-DP-E	Item no. for DDG kit
32/95-0,55/2-R1	2104483
32/105-0,75/2-R1	2104483
32/125-1,1/2-R1	2104483
32/135-1,1/2-R1	2104488
32/135-1,5/2-R1	2104488
40/115-0,55/2-R1	2104481
40/120-1,5/2-R1	2104481
40/130-2,2/2-R1	2104487
40/150-3/2-R1	2104487
40/160-4/2-R1	2104487
50/105-0,75/2-R1	2104481

Assignment to the pump type/prices of the differential pressure sensors	
VeroTwin-DP-E	Item no. for DDG kit
50/130-2,2/2-R1	2104481
50/140-3/2-R1	2104487
50/150-4/2-R1	2104487
65/115-1,5/2-R1	2104482
65/110-2,2/2-R1	2104479
65/120-3/2-R1	2104481
65/130-4/2-R1	2104487
80/115-2,2/2-R1	2104482
80/105-3/2-R1	2104481
80/110-4/2-R1	2104481

Assignment to the pump type/prices of the differential pressure sensors	
CronoLine-IL-E	Item no. for DDG kit
100/220-5,5/4-R1	2116734
125/210-5,5/4-R1	2116734
150/190-5,5/4-R1	2116734
100/270-11/4-R1	2104489
150/220-11/4-R1	2116734
150/250-15/4-R1	2104484
150/260-18,5/4-R1	2104489

Assignment to the pump type/prices of the differential pressure sensors	
CronoLine-IL-E	Item no. for DDG kit
150/270-22/4-R1	2104489
200/240-15/4-R1	2104484
200/250-18,5/4-R1	2104484
200/260-22/4-R1	2104484
100/250-7,5/4-R1	2116734
125/220-7,5/4-R1	2116734
150/200-7,5/4-R1	2116734

🚚 = ready for delivery, L = supply availability, C = approx. 2 weeks, K = approx. 4 weeks, A = on request, 📞 = please contact Wilo
Subject to change – all prices do not include VAT. Our General Terms of Delivery and Service apply (see www.wilo.com/legal) – valid from 01/01/2019 in Germany.

Assignment to the pump type/prices of the differential pressure sensors	
CronoTwin-DL-E	Item no. for DDG kit
40/220-11/2-R1	2104492
40/170-5,5/2-R1	2104490
40/200-7,5/2-R1	2116734
50/210-11/2-R1	2104491
50/220-15/2-R1	2104492
50/160-5,5/2-R1	2104490
50/170-7,5/2-R1	2104490
50/180-7,5/2-R1	2116735
65/170-11/2-R1	2104489
65/200-15/2-R1	2104491
65/210-18,5/2-R1	2104491
65/220-22/2-R1	2104492
65/150-5,5/2-R1	2104490

Assignment to the pump type/prices of the differential pressure sensors	
CronoTwin-DL-E	Item no. for DDG kit
65/160-7,5/2-R1	2104490
80/160-11/2-R1	2104489
80/170-15/2-R1	2104489
80/190-18,5/2-R1	2104491
80/200-22/2-R1	2104491
80/130-5,5/2-R1	2116734
80/140-7,5/2-R1	2104490
80/150-7,5/2-R1	2104490
100/145-11/2-R1	2104489
100/150-15/2-R1	2104489
100/160-18,5/2-R1	2104489
100/165-22/2-R1	2104489

Assignment to the pump type/prices of the differential pressure sensors	
CronoBloc-BL-E	Item no. for DDG kit
32/220-11/2-R1	2137276
40/210-11/2-R1	2137274
40/220-15/2-R1	2137276
40/230-18,5/2-R1	2137276
40/240-22/2-R1	2137276
50/170-11/2-R1	2137274
50/200-15/2-R1	2137274
50/210-18,5/2-R1	2137274
50/220-22/2-R1	2137276
65/160-11/2-R1	2137272
65/170-15/2-R1	2137272
65/190-18,5/2-R1	2137274
65/210-22/2-R1	2137274
80/145-11/2-R1	2137272
80/150-15/2-R1	2137272
80/160-18,5/2-R1	2137272
80/165-22/2-R1	2137272

Assignment to the pump type/prices of the differential pressure sensors	
CronoBloc-BL-E	Item no. for DDG kit
32/140-2,2/2-R1	2137270
32/150-3/2-R1	2137270
32/160-4/2-R1	2137270
32/170-5,5/2-R1	2137273
32/210-7,5/2-R1	2137275
40/110-1,5/2-R1	2137267
40/120-2,2/2-R1	2137267
40/130-3/2-R1	2137270
40/140-4/2-R1	2137270
40/160-5,5/2-R1	2137271
40/170-7,5/2-R1	2137273
40/180-7,5/2-R1	2137273
50/110-3/2-R1	2137267
50/120-4/2-R1	2137267
50/130-5,5/2-R1	2137271
50/140-7,5/2-R1	2137271
50/150-7,5/2-R1	2137271





Price group: PG14

Full motor protection

Type	Description	Art. no.		
			🚚	EUR
Switchgear SK 602N	Full motor protection tripping unit for the electrical connection of single-phase (EM) and three-phase (DM) pumps with installed thermal winding contacts (WSK) for monitoring the winding temperature. With On/Off switch with integrated run signal light, power contactor and potential-free switch-on/off.	2120444	L	**172.–**
Switchgear SK 622N	Like SK 602, but with potential-free contacts for external run signal (SBM) and fault signal (SSM) as well as fault signal light.	2120445	L	**203.–**

Price group: PG14

PTC thermistor tripping unit for glanded pumps

Type		For Wilo pumps	Art. no.		
				🚚	EUR
PTC thermistor tripping unit	for switch cabinet installation (one device per motor required)	IPL, DPL, IL, DL, BL, IPS, IPH-O, IPH-W, NL, NPG	509275993	L	**421.–**

Price group:

PTC thermistor sensor

Type		For Wilo pumps	Art. no.		
				🚚	EUR
Surcharge for thermistor sensor <7.5 kW	(version K3)	IPL, IPH-O/W, IPS, IL, BL < 7.5 kW	KLF_7_EP	K	**196.–**
Surcharge for thermistor sensor (dual pumps) <7.5 kW	(version K3)	DPL, DL < 7.5 kW	KLF_7_DP	K	**392.–**
Surcharge for thermistor sensor (dual pumps) >7.5 kW	(version K3)	DL 11-55 kW	KLF_11_DP	K	**470.–**
Surcharge for thermistor sensor >7.5 kW	(version K3)	IL, BL 11-55 kW	KLF_11_EP	K	**235.–**
Surcharge for thermistor sensor >75 kW	(version K3)	IL >75 kW	KLF_75_EP	A	📞

🚚 = ready for delivery, L = supply availability, C = approx. 2 weeks, K = approx. 4 weeks, A = on request, 📞 = please contact Wilo
Subject to change – all prices do not include VAT. Our General Terms of Delivery and Service apply (see www.wilo.com/legal) – valid from 01/01/2019 in Germany.



Wilo-Switching plug N

Wilo-Switching plug N

Price group: PG14

Accessories for Wilo-TOP...

Type	Description	Art. no.		EUR
			🚚	
Switching plug “N”	For conversion in terminal box of TOP three-phase pumps (2 plugs required for double pumps) to **existing mains voltage 3~230 V, 50 Hz**. Approx. weight 30 g. The 3-stage connection of the pump is retained.	2040655	L	**39.-**

🚚 = ready for delivery, L = supply availability, C = approx. 2 weeks, K = approx. 4 weeks, A = on request, 📞 = please contact Wilo
Subject to change – all prices do not include VAT. Our General Terms of Delivery and Service apply (see www.wilo.com/legal) – valid from 01/01/2019 in Germany.



Equipment/function

For Wilo-Stratos MAXO/Stratos MAXO-D pumps in case of replacement

→ Functional unit with motor, impeller and electronic module

Price group: PG17

Wilo spare motors RMOT					
Type	**Mains connection**	**Gross weight, approx.**	**Art. no.**		
		m kg		🚚	EUR
Stratos MAXO 25/0,5-8 RMOT.	1~230 V, 50/60 Hz	5.6	**2186321**	A	**1 048.–**
Stratos MAXO 25/0,5-10 RMOT.	1~230 V, 50/60 Hz	5.9	**2186322**	A	**1 137.–**
Stratos MAXO 25/0,5-12 RMOT.	1~230 V, 50/60 Hz	5.9	**2186323**	A	**1 403.–**
Stratos MAXO 30/0,5-4 RMOT.	1~230 V, 50/60 Hz	5.6	**2186324**	A	**901.–**
Stratos MAXO/-D 30/0,5-6 RMOT.	1~230 V, 50/60 Hz	5.6	**2186325**	A	**1 012.–**
Stratos MAXO 30/0,5-8 RMOT.	1~230 V, 50/60 Hz	5.6	**2186326**	A	**1 127.–**
Stratos MAXO/-D 30/0,5-10 RMOT.	1~230 V, 50/60 Hz	5.9	**2186327**	A	**1 229.–**
Stratos MAXO 30/0,5-12 RMOT.	1~230 V, 50/60 Hz	5.9	**2186328**	A	**1 591.–**
Stratos MAXO 30/0,5-14 RMOT.	1~230 V, 50/60 Hz	5.9	**2186329**	A	**1 830.–**
Stratos MAXO/-D 32/0,5-8 RMOT.	1~230 V, 50/60 Hz	7.8	**2186330**	A	**1 153.–**
Stratos MAXO 32/0,5-10 RMOT.	1~230 V, 50/60 Hz	8.1	**2186331**	A	**1 282.–**
Stratos MAXO/-D 32/0,5-12 RMOT.	1~230 V, 50/60 Hz	8.1	**2186332**	A	**1 782.–**
Stratos MAXO 32/0,5-16 RMOT.	1~230 V, 50/60 Hz	11	**2186333**	A	**2 138.–**
Stratos MAXO 40/0,5-4 RMOT.	1~230 V, 50/60 Hz	7.8	**2186334**	A	**1 215.–**
Stratos MAXO/-D 40/0,5-8 RMOT.	1~230 V, 50/60 Hz	8.1	**2186335**	A	**1 865.–**
Stratos MAXO/-D 40/0,5-12 RMOT.	1~230 V, 50/60 Hz	11.1	**2186336**	A	**2 208.–**
Stratos MAXO/-D 40/0,5-16 RMOT.	1~230 V, 50/60 Hz	11.1	**2186337**	A	**3 032.–**
Stratos MAXO/-D 50/0,5-6 RMOT.	1~230 V, 50/60 Hz	8.1	**2186338**	A	**2 100.–**
Stratos MAXO/-D 50/0,5-8 RMOT.	1~230 V, 50/60 Hz	11	**2186339**	A	**2 415.–**
Stratos MAXO/-D 50/0,5-9 RMOT.	1~230 V, 50/60 Hz	11	**2186340**	A	**2 727.–**
Stratos MAXO/-D 50/0,5-12 RMOT.	1~230 V, 50/60 Hz	11.1	**2186341**	A	**2 910.–**
Stratos MAXO 50/0,5-14 RMOT.	1~230 V, 50/60 Hz	17.5	**2186342**	A	**3 555.–**
Stratos MAXO/-D 50/0,5-16 RMOT.	1~230 V, 50/60 Hz	18.6	**2186343**	A	**3 949.–**
Stratos MAXO/-D 65/0,5-6 RMOT.	1~230 V, 50/60 Hz	11.1	**2186344**	A	**2 560.–**
Stratos MAXO 65/0,5-9 RMOT.	1~230 V, 50/60 Hz	11.1	**2186345**	A	**2 954.–**
Stratos MAXO/-D 65/0,5-12 RMOT.	1~230 V, 50/60 Hz	17.5	**2186346**	A	**3 321.–**
Stratos MAXO/-D 65/0,5-16 RMOT.	1~230 V, 50/60 Hz	18.6	**2186347**	A	**4 037.–**
Stratos MAXO/-D 80/0,5-6 RMOT.	1~230 V, 50/60 Hz	17.5	**2186348**	A	**3 457.–**
Stratos MAXO/-D 80/0,5-12 RMOT.	1~230 V, 50/60 Hz	18.6	**2186349**	A	**4 409.–**
Stratos MAXO/-D 80/0,5-16 RMOT.	1~230 V, 50/60 Hz	18.6	**2186350**	A	**5 290.–**
Stratos MAXO 100/0,5-6 RMOT.	1~230 V, 50/60 Hz	17.5	**2186351**	A	**3 998.–**
Stratos MAXO 100/0,5-12 RMOT.	1~230 V, 50/60 Hz	18.6	**2186352**	A	**5 328.–**
Stratos MAXO 25/0,5-4 RMOT.	1~230 V, 50/60 Hz	5.6	**2186319**	A	**764.–**
Stratos MAXO 25/0,5-6 RMOT.	1~230 V, 50/60 Hz	5.6	**2186320**	A	**940.–**

🚚 = ready for delivery, L = supply availability, C = approx. 2 weeks, K = approx. 4 weeks, A = on request, 📞 = please contact Wilo
Subject to change – all prices do not include VAT. Our General Terms of Delivery and Service apply (see www.wilo.com/legal) – valid from 01/01/2019 in Germany.



Equipment/function

For Wilo-Stratos MAXO-Z pumps in case of replacement

→ Functional unit with motor, impeller and electronic module

Price group: PG17

Wilo spare motors RMOT

Type	Mains connection	Gross weight, approx.	Art. no.		
		m kg			EUR
Stratos MAXO-Z 25/0,5-6 RMOT.	1~230 V, 50/60 Hz	5.6	**2186383**	A	**1 503.–**
Stratos MAXO-Z 25/0,5-8 RMOT.	1~230 V, 50/60 Hz	5.6	**2186384**	A	**1 677.–**
Stratos MAXO-Z 25/0,5-12 RMOT.	1~230 V, 50/60 Hz	5.9	**2186385**	A	**2 245.–**
Stratos MAXO-Z 30/0,5-6 RMOT.	1~230 V, 50/60 Hz	5.6	**2186386**	A	**1 619.–**
Stratos MAXO-Z 30/0,5-8 RMOT.	1~230 V, 50/60 Hz	5.6	**2186387**	A	**1 803.–**
Stratos MAXO-Z 30/0,5-12 RMOT.	1~230 V, 50/60 Hz	5.9	**2186388**	A	**2 546.–**
Stratos MAXO-Z 32/0,5-8 RMOT.	1~230 V, 50/60 Hz	8.9	**2186389**	A	**1 845.–**
Stratos MAXO-Z 32/0,5-12 RMOT.	1~230 V, 50/60 Hz	9.3	**2186390**	A	**2 852.–**
Stratos MAXO-Z 40/0,5-8 RMOT.	1~230 V, 50/60 Hz	9.3	**2186391**	A	**2 984.–**
Stratos MAXO-Z 40/0,5-12 RMOT.	1~230 V, 50/60 Hz	12.2	**2186392**	A	**3 532.–**
Stratos MAXO-Z 50/0,5-9 RMOT.	1~230 V, 50/60 Hz	11.0	**2186393**	A	**4 364.–**
Stratos MAXO-Z 65/0,5-12 RMOT.	1~230 V, 50/60 Hz	19.5	**2186394**	A	**5 314.–**

= ready for delivery, L = supply availability, C = approx. 2 weeks, K = approx. 4 weeks, A = on request, = please contact Wilo
Subject to change – all prices do not include VAT. Our General Terms of Delivery and Service apply (see www.wilo.com/legal) – valid from 01/01/2019 in Germany.



Equipment/function

For Wilo-Yonos MAXO/Yonos MAXO-D pumps for replacement cases

→ Functional unit with motor, impeller and electronic module

Price group: PG2

Wilo spare motors RMOT

Type	Mains connection	Gross weight, approx. *m* kg	Art. no.		EUR
Yonos MAXO 25/0,5-7 RMOT.	1~230 V, 50/60 Hz	3.4	2146235	L	**853.–**
Yonos MAXO 25/0,5-10 RMOT.	1~230 V, 50/60 Hz	3.4	2146236	L	**925.–**
Yonos MAXO 25/0,5-12 RMOT.	1~230 V, 50/60 Hz	4.9	2146237	L	**1 263.–**
Yonos MAXO 30(-D 32)/0,5-7 RMOT.	1~230 V, 50/60 Hz	3.4	2146238	L	**959.–**
Yonos MAXO 30/0,5-10 RMOT.	1~230 V, 50/60 Hz	3.4	2146239	L	**983.–**
Yonos MAXO 30/0,5-12 RMOT.	1~230 V, 50/60 Hz	4.9	2146240	L	**1 371.–**
Yonos MAXO/-D 32/0,5-11 RMOT.	1~230 V, 50/60 Hz	5.1	2146475	L	**1 332.–**
Yonos MAXO 40/0,5-4 RMOT.	1~230 V, 50/60 Hz	3.4	2146241	L	**1 117.–**
Yonos MAXO /-D 40/0,5-8 RMOT.	1~230 V, 50/60 Hz	4.9	2146242	L	**1 525.–**
Yonos MAXO/-D 40/0,5-12 RMOT.	1~230 V, 50/60 Hz	6.1	2146243	L	**1 742.–**
Yonos MAXO /-D 40/0,5-16 RMOT.	1~230 V, 50/60 Hz	14.1	2146244	L	**2 422.–**
Yonos MAXO 50/0,5-8 RMOT.	1~230 V, 50/60 Hz	4.9	2146245	L	**1 919.–**
Yonos MAXO /-D 50/0,5-9 RMOT.	1~230 V, 50/60 Hz	6.1	2146246	L	**2 157.–**
Yonos MAXO/-D 50/0,5-12 RMOT.	1~230 V, 50/60 Hz	6.1	2146247	L	**2 369.–**
Yonos MAXO /-D 50/0,5-16 RMOT.	1~230 V, 50/60 Hz	15.5	2146248	L	**3 012.–**
Yonos MAXO 65/0,5-9 RMOT.	1~230 V, 50/60 Hz	6.1	2146249	L	**2 427.–**
Yonos MAXO /-D 65/0,5-12 RMOT.	1~230 V, 50/60 Hz	14.1	2146250	L	**2 651.–**
Yonos MAXO /-D 65/0,5-16 RMOT.	1~230 V, 50/60 Hz	15.5	2146251	L	**3 112.–**
Yonos MAXO /-D 80/0,5-6 RMOT.	1~230 V, 50/60 Hz	14.1	2146252	L	**2 680.–**
Yonos MAXO /-D 80/0,5-12 RMOT.	1~230 V, 50/60 Hz	15.5	2146253	L	**3 663.–**
Yonos MAXO 100/0,5-12 RMOT.	1~230 V, 50/60 Hz	15.5	2146254	L	**4 381.–**

= ready for delivery, L = supply availability, C = approx. 2 weeks, K = approx. 4 weeks, A = on request, = please contact Wilo

Subject to change – all prices do not include VAT. Our General Terms of Delivery and Service apply (see www.wilo.com/legal) – valid from 01/01/2019 in Germany.



Equipment/function

For Wilo Stratos/Stratos-D pumps in the event of replacement

→ Functional unit with motor, impeller and electronic module

Price group: PG2

Wilo spare motors RMOT

Type	Mains connection	Gross weight, approx.	Art. no.		
		m kg		🚚	EUR
STRATOS 25/1-10 RMOT.	1~230 V, 50/60 Hz	4.3	2119571	L	**1 111.–**
STRATOS 65/1-9 RMOT.CAN	1~230 V, 50/60 Hz	7.2	2095092	L	**2 914.–**
STRATOS 30/1-12 RMOT.CAN	1~230 V, 50/60 Hz	5.1	2095084	L	**1 651.–**
STRATOS /-D 32/1-12 RMOT.CAN	1~230 V, 50/60 Hz	3.5	2095085	L	**1 851.–**
STRATOS 40/1-4 RMOT.CAN	1~230 V, 50/60 Hz	4.3	2095086	L	**1 290.–**
STRATOS /-D 40/1-8 RMOT.CAN	1~230 V, 50/60 Hz	5.2	2095087	L	**1 859.–**
STRATOS /-D 40/1-12 RMOT.CAN	1~230 V, 50/60 Hz	7.2	2095088	L	**2 157.–**
STRATOS /-D 50/1-8 RMOT.CAN	1~230 V, 50/60 Hz	5.2	2095089	L	**2 313.–**
STRATOS 25/1-6 RMOT.CAN	1~230 V, 50/60 Hz	4.3	2095080	L	**909.–**
STRATOS /-D 80/1-12 RMOT.CAN	1~230 V, 50/60 Hz	13	2095094	L	**4 395.–**
STRATOS /-D 50/1-12 RMOT.CAN	1~230 V, 50/60 Hz	7.2	2095091	L	**2 844.–**
STRATOS 25/1-8 RMOT.CAN	1~230 V, 50/60 Hz	4.3	2095081	L	**1 044.–**
STRATOS /-D 65/1-12 RMOT.CAN	1~230 V, 50/60 Hz	11.6	2095093	L	**3 182.–**
STRATOS 50/1-10 RMOT.	1~230 V, 50/60 Hz	4.3	2119576	L	**1 726.–**
STRATOS 40/1-10 RMOT.	1~230 V, 50/60 Hz	4.3	2119575	L	**1 517.–**
STRATOS 32/1-10 RMOT.	1~230 V, 50/60 Hz	4.3	2119574	L	**1 346.–**
STRATOS 30/1-10 RMOT.	1~230 V, 50/60 Hz	4.3	2119573	L	**1 177.–**
STRATOS 30/1-4 RMOT.	1~230 V, 50/60 Hz	4.3	2119572	L	**889.–**
STRATOS 25/1-4 RMOT.	1~230 V, 50/60 Hz	4.3	2119570	L	**718.–**
STRATOS /-D 50/1-9 RMOT.CAN	1~230 V, 50/60 Hz	7.2	2095090	L	**2 587.–**
STRATOS 100/1-12 RMOT.CAN	1~230 V, 50/60 Hz	13	2095095	L	**5 255.–**
STRATOS 30/1-6 RMOT.CAN	1~230 V, 50/60 Hz	4.3	2095082	L	**988.–**
STRATOS 30(-D 32)/1-8 RMOT.CAN	1~230 V, 50/60 Hz	4.3	2095083	L	**1 111.–**
STRATOS /-D 40/1-16 RMOT.	1~230 V, 50/60 Hz	14.1	2146337	L	**2 991.–**
STRATOS /-D 50/1-16 RMOT.	1~230 V, 50/60 Hz	15.2	2146338	L	**3 858.–**
STRATOS /-D 65/1-16 RMOT.	1~230 V, 50/60 Hz	15.2	2146339	L	**3 982.–**
Stratos 100/1-6 RMOT.	1~230 V, 50/60 Hz	13	2151886	L	**3 944.–**
STRATOS 25/1-12 RMOT.	1~230 V, 50/60 Hz	5	2146520	L	**1 520.–**
Stratos 50/1-6 RMOT.	1~230 V, 50/60 Hz	5.2	2151883	L	**1 992.–**
Stratos 65/1-6 RMOT.	1~230 V, 50/60 Hz	7.2	2151884	L	**2 452.–**
STRATOS /-D 65/1-12 RMOT.(SW>=6.12)	1~230 V, 50/60 Hz	11.6	2163268	L	**3 182.–**
STRATOS /-D 80/1-6 RMOT.	1~230 V, 50/60 Hz	13	2163269	C	**3 411.–**

🚚 = ready for delivery, L = supply availability, C = approx. 2 weeks, K = approx. 4 weeks, A = on request, ✆ = please contact Wilo
Subject to change – all prices do not include VAT. Our General Terms of Delivery and Service apply (see www.wilo.com/legal) – valid from 01/01/2019 in Germany.



Equipment/function

For Wilo Stratos-Z/Stratos-ZD pumps in the event of replacement

→ Functional unit with motor, impeller and electronic module

Price group: PG2

Wilo spare motors RMOT

Type	Mains connection	Gross weight, approx.	Art. no.		
		m kg		🚚	EUR
STRATOS-Z 25/1-8 RMOT.CAN	1~230 V, 50/60 Hz	4.3	2095096	L	**1 758.–**
STRATOS-Z 30/1-8 RMOT.CAN	1~230 V, 50/60 Hz	4.3	2095097	L	**1 944.–**
STRATOS-Z 30/1-12 RMOT.CAN	1~230 V, 50/60 Hz	3.5	2095098	L	**2 478.–**
STRATOS-ZD 32/1-12 RMOT.CAN	1~230 V, 50/60 Hz	4.5	2095099	L	**2 703.–**
STRATOS-Z 40/1-8 RMOT.CAN	1~230 V, 50/60 Hz	5.2	2095100	L	**2 788.–**
STRATOS-Z 40/1-12 RMOT.CAN	1~230 V, 50/60 Hz	7.2	2095101	L	**3 419.–**
STRATOS-Z 50/1-9 RMOT.CAN	1~230 V, 50/60 Hz	7.2	2095102	L	**4 221.–**
STRATOS-Z 65/1-12 RMOT.CAN	1~230 V, 50/60 Hz	11.6	2095103	L	**5 569.–**

🚚 = ready for delivery, L = supply availability, C = approx. 2 weeks, K = approx. 4 weeks, A = on request, 📞 = please contact Wilo
Subject to change – all prices do not include VAT. Our General Terms of Delivery and Service apply (see www.wilo.com/legal) – valid from 01/01/2019 in Germany.



Equipment/function

→ Function unit with motor, impeller and terminal box

For Wilo-TOP-Z/-ZV pumps for replacement cases

Price group: PG2

Wilo spare motors RMOT

Type	Mains connection	Gross weight, approx.	Art. no.		
		m kg		🚚	EUR
TOP-Z40/7 DM GG/RG RMOT.	3~400 V, 50 Hz	4.8	2046684	A	**1 258.–**
TOP-Z25/6 DM RMOT.	3~400 V, 50 Hz	3.5	2122051	C	**821.–**
TOP-Z25/10 EM PN6/10 RMOT.	1~230 V, 50 Hz	5.2	2087600	L	**1 418.–**
TOP-Z30/10 DM PN6/10 RMOT.	3~400 V, 50 Hz	5.4	2109226	A	**1 340.–**
TOP-Z80/10 DM GG/RG RMOT.	3~400 V, 50 Hz	13.5	2046689	A	**3 712.–**
TOP-Z/ZV65/10 DM RMOT.	3~400 V, 50 Hz	13	2046688	A	**3 084.–**
TOP-Z50/7 DM GG/RG RMOT.	3~400 V, 50 Hz	8	2046687	A	**1 786.–**
TOP-Z 20/4 DM RMOT.	3~400 V, 50 Hz	3.4	2115469	C	**784.–**
TOP-ZV50/6 EM RMOT.	1~230 V, 50 Hz	5	2046685	C	**1 824.–**
TOP-Z 20/4 EM RMOT.	1~230 V, 50 Hz	3.4	2115468	C	**831.–**
TOP-Z40/7 EM GG/RG RMOT.	1~230 V, 50 Hz	4.8	2046683	L	**1 364.–**
TOP-ZV40/4 DM RMOT.	3~400 V, 50 Hz	3.5	2048353	C	**1 334.–**
TOP-ZV40/4 EM RMOT.	1~230 V, 50 Hz	3.5	2048352	C	**1 407.–**
TOP-Z30/10 EM PN6/10 RMOT.	1~230 V, 50 Hz	5	2090117	C	**1 418.–**
TOP-Z/ZV30/7 DM RMOT.	3~400 V, 50 Hz	3.3	2048351	L	**854.–**
TOP-Z/ZV30/7 EM RMOT.	1~230 V, 50 Hz	3.3	2048350	L	**900.–**
TOP-Z25/6 EM RMOT.	1~230 V, 50 Hz	3.5	2064235	C	**873.–**
TOP-ZV25/7 EM RMOT.	1~230 V, 50 Hz	3.5	2048348	C	**791.–**
TOP-ZV25/7 DM RMOT.	3~400 V, 50 Hz	3.5	2048349	C	**742.–**
TOP-Z25/10 DM PN6/10 RMOT.	3~400 V, 50 Hz	5.2	2087599	A	**1 340.–**
TOP-ZV50/6 DM RMOT.	3~400 V, 50 Hz	5	2046686	A	**1 678.–**
TOP-Z25/10 DM PN6/10 RMOT.ab 03/2017	3~400 V, 50 Hz	5.2	2175537	C	✆
TOP-Z30/10 DM PN6/10 RMOT.from 03/2017	3~400 V, 50 Hz	5.4	2176066	C	**1 340.–**
TOP-Z40/7 DM GG/RG RMOT.from 03/2017	3~400 V, 50 Hz	4.8	2176067	L	**1 258.–**
TOP-ZV50/6 DM RMOT.from 03/2017	3~400 V, 50 Hz	5	2176068	C	**1 678.–**
TOP-Z50/7 DM GG/RG RMOT.from 03/2017	3~400 V, 50 Hz	8	2176069	L	**1 786.–**
TOP-Z/ZV65/10 DM RMOT.from 03/2017	3~400 V, 50 Hz	13	2176070	L	**3 084.–**
TOP-Z80/10 DM GG/RG RMOT.from 03/2017	3~400 V, 50 Hz	13.5	2176071	C	**3 712.–**

🚚 = ready for delivery, L = supply availability, C = approx. 2 weeks, K = approx. 4 weeks, A = on request, ✆ = please contact Wilo
Subject to change – all prices do not include VAT. Our General Terms of Delivery and Service apply (see www.wilo.com/legal) – valid from 01/01/2019 in Germany.

Price group: PG3

Additional charges for mechanical seals for applications in cooling/air-conditioning systems, glycol proportion 20% to 40%, +40°C to +120°C; Glycol proportion from 40% to 50%, -20°C to +120°C

GRD group	Code	Version	Supply availability for standard price single-head pump		Supply availability for standard price double pump	
				EUR		EUR
3	S1	Q1Q1X4GG	K	31.–	K	62.–
4	S1	Q1Q1X4GG	K	37.–	K	74.–
5	S1	Q1Q1X4GG	K	44.–	K	88.–
6	S1	Q1Q1X4GG	K	69.–	K	138.–
7	S1	Q1Q1X4GG	K	134.–	K	268.–
8	S1	Q1Q1X4GG	K	235.–	K	470.–
9	S1	Q1Q1X4GG	A	1 617.–	–	–
10	S1	Q1Q1X4GG	A	31.–	–	–
11	S1	Q1Q1X4GG	A	44.–	–	–

Version consisting of GRD and housing sealing

Price group: PG3

Additional charges for mechanical seals for applications in water oil emulsions and water with oil proportions up to 90°C

GRD group	Code	Version	Supply availability for standard price single-head pump		Supply availability for standard price double pump	
				EUR		EUR
3	S2	AQ1VGG	K	225.–	K	450.–
4	S2	AQ1VGG	K	293.–	K	586.–
5	S2	AQ1VGG	K	318.–	K	636.–
6	S2	AQ1VGG	K	382.–	K	764.–
7	S2	AQ1VGG	K	509.–	K	1 018.–
8	S2	AQ1VGG	K	602.–	K	1 204.–
10	S2	AQ1VGG	K	225.–	–	–

Version consisting of GRD and housing sealing

Price group: PG15

Spare parts: Mechanical seals (GRD)

GRD group	For Wilo pumps...	Art no. Standard version			Art no. S1 version		
				EUR			EUR
1	IPn, DPn, Bn	120613693	L	198.–	–	–	–
2	IPn, DPn, Bn	120613796	L	526.–	–	–	–
3	IPL, DPL, IP-E, DP-E	122097593	L	129.–	2062360	L	160.–
4	IL, DL, BL, IL-E, DL-E, IL-E...BF, BL-E	2026901	L	129.–	2064430	L	166.–
5	IL, DL, BL, IL-E, DL-E, IL-E...BF, BL-E	2026902	L	142.–	2064431	L	187.–
6	IL, DL, BL, IL-E, DL-E, IL-E...BF, BL-E	2026903	L	156.–	2064432	L	227.–
7	IL, DL, BL, IL-E, DL-E, IL-E...BF, BL-E	2052335	L	178.–	2064433	L	313.–
8	IL, DL, BL, IL-E, DL-E, IL-E...BF, BL-E	2052336	L	235.–	2064434	L	473.–
9	IL, DL, BL, IL-E, DL-E, IL-E...BF, BL-E	2056452	L	1 150.–	2064435	A	2 771.–
10	IPL 25..., IPL 30...	2087788	L	88.–	2085857	L	119.–
11	Stratos GIGA , Stratos GIGA-D, Stratos-GIGA-B	2125211	L	129.–	2132518	L	174.–

Version consisting of GRD and housing sealing.

Additional charges, special motors

Version		Price group	Price
			EUR
400/690 V, 50 Hz, >4 kW; 230/400 V, 50 Hz, >3 kW; 1x230 V, 50 Hz 3x500 V, 50 Hz; 3x415 V, 50 Hz	A	PG3	Plus 10% of the price of the correspondent standard pump
Other voltages; frequency 60 Hz; explosion-protected motors; all other special versions	A	PG3	On request

Notes: The standard voltage of three-phase motors for voltages according to DIN IEC 60038 (mains voltage) may have a tolerance of ±10 %. Electronically controlled glanded pumps cannot be supplied with special motors.

= ready for delivery, L = supply availability, C = approx. 2 weeks, K = approx. 4 weeks, A = on request, = please contact Wilo

Subject to change – all prices do not include VAT. Our General Terms of Delivery and Service apply (see www.wilo.com/legal) – valid from 01/01/2019 in Germany.

Price group: PG15

Blind flanges for glandless pumps

Type	For Wilo pumps	Art. no.		
			🚚	EUR
Blind flange size 22 SET	TOP... 30/5, 32/7, 40/3	2016008	L	**65.–**
Blind flange Gr.43 SET	Stratos-D 40/1-12, 50/1-9, 50/1-12; Yonos MAXO-D 40/0,5-12, 50/0,5-9, 50/0,5-12	2049992	L	**96.–**
Blind flange size 32 SET	TOP... 32/10, 40/7	2016009	L	**87.–**
Blind flange Gr.33 SET	Stratos-D 32/1-12, 40/1-8, 50/1-8; Yonos MAXO-D 32/0,5-11, 40/0,5-8	2049991	L	**87.–**
Blind flange size 52 SET	TOP... 40/15, 50/15, 65/10, 65/13, 65/15, 80/10	2007497	L	**104.–**
Blind flange size 72 SET	TOP... 80/15, 80/20	2094641	L	**137.–**
Blind flange size 42 SET	TOP... 40/10, 50/7, 50/10, 65/10(450W), 80/7(450W)	2007496	L	**92.–**
Blind flange Gr.23 SET	Stratos-D 32/1-8; Yonos MAXO-D 32/0,5-7	2049280	L	**84.–**
Blind flange Gr.53/63 SET	Stratso-D 40/1-16, 50/1-16, 65/1-12, 65/1-16, 80/1-12; Yonos MAXO-D 40/0,5-16, 65/0,5-12, 50/0,5-16, 65/0,5-16, 80/0,5-12	2049279	L	**137.–**

Price group: PG14

Blind flanges for glanded pumps

Type	Code	Art. no.		
			🚚	EUR
Blind flange P188 set	F	2023964	L	**166.–**
Blind flange P154 set	G	2023965	L	**90.–**
Blind flange P190 set	A	2040970	L	**268.–**
Blind flange P228 set	B	2040971	L	**306.–**
Blind flange P270 set	C	2042861	L	**375.–**
Blind flange P330 set	D	2052701	L	**420.–**
Blind flange P400 set	E	2052702	L	**631.–**
Blind flange P170 set	H	2023981	L	**109.–**
Blind flange P165-D112 set	I	2179210	L	**153.–**
Blind flange P165-D136 set	J	2179211	L	**153.–**
Blind flange P215-D136 set	K	2179212	L	**307.–**
Blind flange P215-D164 set	L	2179213	L	**307.–**

🚚 = ready for delivery, L = supply availability, C = approx. 2 weeks, K = approx. 4 weeks, A = on request, 📞 = please contact Wilo
Subject to change – all prices do not include VAT. Our General Terms of Delivery and Service apply (see www.wilo.com/legal) – valid from 01/01/2019 in Germany.

Price group: PG14

Accessories for Wilo pumps with Infrared interface

Type	Description	Art. no.		EUR
IR-Monitor For D, GB, F, NL	Operating and service unit for wireless data exchange for all Wilo pumps with infra-red interface. For all pumps and standard motors for measuring the direction of rotation, rotating field frequency and current operating status. Display (50 x 50 mm) for displaying, for example, the electrical and hydraulic actual values as well as the duty point of the pump, service information, device settings etc. The device includes Mignon AA alkaline batteries.	2017390	L	**325.–**
IR-Monitor For I, H, PL, CZ	Operating and service unit for wireless data exchange for all Wilo pumps with infra-red interface. For all pumps and standard motors for measuring the direction of rotation, rotating field frequency and current operating status. Display (50 x 50 mm) for displaying, for example, the electrical and hydraulic actual values as well as the duty point of the pump, service information, device settings etc. The device includes Mignon AA alkaline batteries.	2033336	L	**325.–**
IR-Stick	USB stick for wireless data exchange for all electronically controlled Wilo pumps with infra-red interface; can be adapted to a Windows laptop with a USB interface. The IRStick, together with the supplied Wilo software (CD-ROM), makes it possible to read out and save data records for pumps as well as the sending of previously defined pump settings.	2109467	L	**233.–**

Price group: PG18

Accessories for glandless pumps

Type	Description	Art. no.		EUR
Wilo direction-of-rotation indicator	Direction of rotation indicator (5 pcs. in the scope of delivery) for a contactless check/ display of the direction of rotation of glandless pumps in 1~ or 3 ~ version.	2095967	L	**43.–**

= ready for delivery, L = supply availability, C = approx. 2 weeks, K = approx. 4 weeks, A = on request, = please contact Wilo
Subject to change – all prices do not include VAT. Our General Terms of Delivery and Service apply (see www.wilo.com/legal) – valid from 01/01/2019 in Germany.



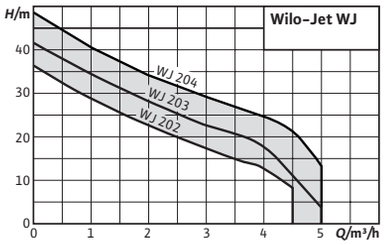

Accessories	Page
Accessories	234

Wilo-Jet WJ

Design type
Self-priming multistage centrifugal pumps

Application
- → Pumping water from wells
- → Filling, pumping empty, transferring by pumping, irrigation and sprinkling
- → As emergency pump for overflows

Scope of delivery
- → Pump with or without carrying frame, depending on the version

Special features/product advantages
- → User-friendly thanks to its light weight, compact size and practical carrying handle
- → High supply guarantee due to hydraulic output, self-priming up to 8 m; even at a low flow rate
- → Robust stainless steel construction for durable operation, impeller, shaft and housing made of AISI 304
- → IE3-IEC three-phase AC motor (≥ 0.75 kW)

- → Installation and operating instructions

Price group: PG5

Ordering information (with carrying handle)

Jet WJ	Mains connection	Rated power	Gross weight, approx.	Art. no.		
Type		P_2 kW	m kg		🚚	EUR
202	1~230 V, 50 Hz	0.55	11	4081224	L	**237.–**
203	1~230 V, 50 Hz	0.75	12	4081225	L	**258.–**
204	1~230 V, 50 Hz	1.00	13	4144401	L	**300.–**

Price group: PG5

Ordering information (without carrying handle)

Jet WJ	Mains connection	Rated power	Gross weight, approx.	Art. no.		
Type		P_2 kW	m kg		🚚	EUR
202 X	1~230 V, 50 Hz	0.55	10.2	4081221	L	**218.–**
203 X	1~230 V, 50 Hz	0.75	11.3	4081222	L	**236.–**
203 X	3~230 V, 3~400 V, 50 Hz	0.75	10.6	4212734	L	**231.–**
204 X	1~230 V, 50 Hz	1.00	12.3	4143999	L	**268.–**
204 X	3~230 V, 3~400 V, 50 Hz	1.00	14.4	4212735	L	**262.–**

🚚 = ready for delivery, L = supply availability, C = approx. 2 weeks, K = approx. 4 weeks, A = on request, ✆ = please contact Wilo
Subject to change – all prices do not include VAT. Our General Terms of Delivery and Service apply (see www.wilo.com/legal) – valid from 01/01/2019 in Germany.



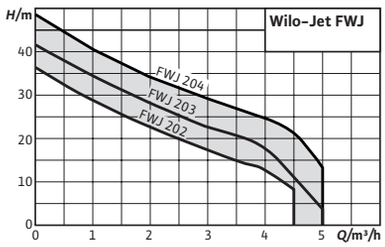

Accessories	Page
Accessories	234

Wilo-Jet FWJ

Design type
Self-priming water-supply units

Application
For pumping water and rainwater from wells and tanks for:
- → Sprinkling
- → Irrigation and spraying

Scope of delivery
- → Wilo-Jet WJ pump
- → Pump control Wilo-HiControl 1
- → Installation and operating instructions for the Wilo-Jet WJ pump
- → Installation and operating instructions for the Wilo-HiControl 1 switchgear
- → Optional carrying handle

Special features/product advantages
- → Ideal for use in outside areas (hobby, garden) thanks to durable construction; continuously good performance thanks to corrosion-free materials
- → Completely preassembled system, simple installation and maintenance through Plug&Pump system and 360° rotatable display, which means that it can be read from any direction
- → Electronic pump control
- → High operational reliability thanks to dry-running protection

Price group: PG5

Ordering information

Jet FWJ	Mains connection	Rated power	Gross weight, approx.	Art. no.		
Type		P_2 kW	m kg		🚚	EUR
202	1~230 V, 50 Hz	0.55	14.4	2543629	L	**412.–**
203	1~230 V, 50 Hz	0.75	14.8	2543630	L	**453.–**
204	1~230 V, 50 Hz	1.00	16.1	2543631	L	**509.–**

🚚 = ready for delivery, L = supply availability, C = approx. 2 weeks, K = approx. 4 weeks, A = on request, 📞 = please contact Wilo
Subject to change – all prices do not include VAT. Our General Terms of Delivery and Service apply (see www.wilo.com/legal) – valid from 01/01/2019 in Germany.



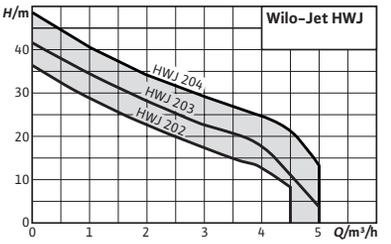

Accessories	Page
Accessories	234

Wilo-Jet HWJ

Design type
Self-priming water-supply unit

Application
- → Water supply
- → Sprinkling
- → Irrigation and spraying
- → Pumping water from wells and out of tanks lying at greater depths

Scope of delivery
- → Pump
- → Pressure switch
- → Pressure gauge
- → Diaphragm pressure vessel (20/50 l)

Special features/product advantages
- → Ideal for outdoor applications (hobby, garden)
- → Rust-free stainless steel prevents corrosion, even with prolonged service life
- → Reduction of switch-on frequency and avoidance of fluid hammer, thanks to diaphragm pressure vessel with 20/50 l capacity
- → Electrical and hydraulic connections already in place, quick and safe to install

- → Pressure hose with steel casing and screwed connection
- → Installation and operating instructions

Price group: PG5

Ordering information (20 litre capacity)

Jet HWJ	Mains connection	Rated power	Gross weight, approx.	Art. no.		
Type		P_2 kW	m kg			EUR
20 L 202	1~230 V, 50 Hz	0.55	16.5	**2549379**	A	**390.–**
20 L 203	1~230 V, 50 Hz	0.75	16.9	**2549380**	A	**430.–**
20 L 204	1~230 V, 50 Hz	1.00	18.2	**2549381**	A	**483.–**

Price group: PG5

Ordering information (50 litre capacity)

Jet HWJ	Mains connection	Rated power	Gross weight, approx.	Art. no.		
Type		P_2 kW	m kg			EUR
50 L 202	1~230 V, 50 Hz	0.55	18.4	**2549382**	A	**518.–**
50 L 203	1~230 V, 50 Hz	0.75	18.8	**2549383**	A	**527.–**
50 L 204	1~230 V, 50 Hz	1.00	20	**2549384**	A	**566.–**

= ready for delivery, L = supply availability, C = approx. 2 weeks, K = approx. 4 weeks, A = on request, = please contact Wilo
Subject to change – all prices do not include VAT. Our General Terms of Delivery and Service apply (see www.wilo.com/legal) – valid from 01/01/2019 in Germany.



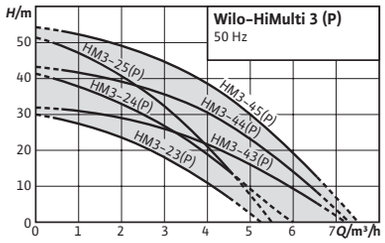

Accessories	Page
Accessories	234

Wilo-HiMulti 3

Design type
Multistage centrifugal pump in non-self-priming version (HiMulti 3) or self-priming version (HiMulti 3 P)

Application
- → Water supply (drinking water approval in accordance with ACS / in S1-version also in accordance with WRAS)
- → Sprinkling
- → Irrigation and spraying
- → Rainwater utilisation

Scope of delivery
- → Pump
- → Two plastic connectors with gaskets for manual connection to the pipes
- → Wilo-Connector (electrical quick connector)
- → Installation and operating instructions

Options
- → S1 execution with drinking water certification in accordance with WRAS

Special features/product advantages
- → Simple: Wilo-Connector (electrical quick-connector), on/off switch, filling and emptying devices, larger base fastening
- → Efficient: Highly efficient hydraulics, low electricity consumption and very compact thanks to motor optimisation
- → Economical: smaller motor for optimum fulfilment of requirements
- → Low noise (noise level between 56 dBA and 64 dBA)
- → Version as domestic pump (pump for domestic water supply) with new pump design

Notice
Changed dimensions to previous model

Price group: PG5

Ordering information (non-self-priming)

HiMulti 3	Mains connection	Rated power	Gross weight, approx.	Art. no.		
Type		P_2 kW	m kg			EUR
3-23	1~230 V, 50 Hz	0.40	10	4189516	L	**318.–**
3-24	1~230 V, 50 Hz	0.40	10.5	4189518	L	**331.–**
3-25	1~230 V, 50 Hz	0.50	11	4189520	L	**363.–**
3-43	1~230 V, 50 Hz	0.40	10	4189522	L	**357.–**
3-44	1~230 V, 50 Hz	0.60	11	4189524	L	**388.–**
3-45	1~230 V, 50 Hz	0.80	13	4189526	L	**462.–**

Price group: PG5

Ordering information (self priming)

HiMulti 3	Mains connection	Rated power	Gross weight, approx.	Art. no.		
Type		P_2 kW	m kg			EUR
3-23 P	1~230 V, 50 Hz	0.40	10	4194279	L	**353.–**
3-23 P	1~230 V, 50 Hz	0.40	10	4197369	C	**366.–**
3-24 P	1~230 V, 50 Hz	0.40	10.5	4194280	L	**368.–**
3-24 P	1~230 V, 50 Hz	0.40	10.5	4197370	C	**378.–**
3-25 P	1~230 V, 50 Hz	0.50	11	4194281	L	**391.–**
3-25 P	1~230 V, 50 Hz	0.50	11	4197371	C	**403.–**
3-43 P	1~230 V, 50 Hz	0.40	10	4194282	L	**385.–**
3-43 P	1~230 V, 50 Hz	0.40	10	4197372	C	**396.–**
3-44 P	1~230 V, 50 Hz	0.60	11	4194283	L	**403.–**
3-44 P	1~230 V, 50 Hz	0.60	11	4197373	C	**413.–**
3-45 P	1~230 V, 50 Hz	0.80	13	4194284	L	**510.–**
3-45 P	1~230 V, 50 Hz	0.80	13	4197374	C	**522.–**

= ready for delivery, L = supply availability, C = approx. 2 weeks, K = approx. 4 weeks, A = on request, = please contact Wilo
Subject to change – all prices do not include VAT. Our General Terms of Delivery and Service apply (see www.wilo.com/legal) – valid from 01/01/2019 in Germany.





Accessories **Page**

Accessories 234

Series modification

Wilo-HiMulti 3 H

Design type

Water-supply system with diaphragm pressure vessel in non-self-priming version (HiMulti 3 H) or self-priming version (HiMulti 3 H P)

Application

- Water supply (drinking water certification in accordance with ACS)
- Sprinkling
- Irrigation and spraying
- Rainwater utilisation

Scope of delivery

- Pump
- Pressure switch
- Pressure gauge
- Diaphragm pressure vessel (contents 50 l or 100 l)
- Pressure hose with steel housing and screwed connection

Special features/product advantages

- Simple: Plug & Pump system
- Efficient: Highly efficient hydraulics, low electricity consumption and very compact thanks to motor optimisation
- Automatically functioning system, avoidance of fluid hammers thanks to pressure switching and diaphragm pressure vessel
- Low-noise: Noise level between 56 dB(A) and 64 dB(A)

- 1 piece plastic connector with seal for manual connection to the inlet pipe
- Wilo-Connector (electrical quick connector)
- Installation and operating instructions

Notice

Changed dimensions to previous model

Price group: PG5

Ordering information (non-self-priming)

HiMulti 3 H	Mains connection	Rated power	Gross weight, approx.	Art. no.		
Type		P_2 kW	m kg			EUR
50-23	1~230 V, 50 Hz	0.40	21.2	**2549347**	A	**560.-**
50-24	1~230 V, 50 Hz	0.40	22.8	**2549348**	A	**580.-**
50-25	1~230 V, 50 Hz	0.50	24.9	**2549349**	A	**619.-**
50-43	1~230 V, 50 Hz	0.40	22.5	**2549350**	A	**652.-**
50-44	1~230 V, 50 Hz	0.60	24.6	**2549351**	A	**713.-**
50-45	1~230 V, 50 Hz	0.80	26.6	**2549352**	A	**793.-**
100-23	1~230 V, 50 Hz	0.40	52	**2549353**	A	**678.-**

= ready for delivery, L = supply availability, C = approx. 2 weeks, K = approx. 4 weeks, A = on request, = please contact Wilo
Subject to change – all prices do not include VAT. Our General Terms of Delivery and Service apply (see www.wilo.com/legal) – valid from 01/01/2019 in Germany.

Price group: PG5

Ordering information (non-self-priming)

HiMulti 3 H	Mains connection	Rated power	Gross weight, approx.	Art. no.		
Type		P_2 kW	m kg			EUR
100-24	1~230 V, 50 Hz	0.40	53.6	**2549354**	A	**697.–**
100-25	1~230 V, 50 Hz	0.50	55.7	**2549355**	A	**737.–**
100-43	1~230 V, 50 Hz	0.40	53.3	**2549356**	A	**773.–**
100-44	1~230 V, 50 Hz	0.60	55.4	**2549357**	A	**833.–**
100-45	1~230 V, 50 Hz	0.80	57.3	**2549358**	A	**913.–**

Price group: PG5

Ordering information (self-priming)

HiMulti 3 H	Mains connection	Rated power	Gross weight, approx.	Art. no.		
Type		P_2 kW	m kg			EUR
50-24 P	1~230 V, 50 Hz	0.40	22.8	**2549339**	A	**623.–**
50-25 P	1~230 V, 50 Hz	0.50	24.9	**2549340**	A	**666.–**
50-44 P	1~230 V, 50 Hz	0.60	24.6	**2549341**	A	**749.–**
50-45 P	1~230 V, 50 Hz	0.80	26.5	**2549342**	A	**834.–**
100-24 P	1~230 V, 50 Hz	0.40	53.6	**2549343**	A	**749.–**
100-25 P	1~230 V, 50 Hz	0.50	55.7	**2549344**	A	**792.–**
100-44 P	1~230 V, 50 Hz	0.60	55.4	**2549345**	A	**877.–**
100-45 P	1~230 V, 50 Hz	0.80	57.3	**2549346**	A	**960.–**

= ready for delivery, L = supply availability, C = approx. 2 weeks, K = approx. 4 weeks, A = on request, = please contact Wilo
Subject to change – all prices do not include VAT. Our General Terms of Delivery and Service apply (see www.wilo.com/legal) – valid from 01/01/2019 in Germany.





Accessories	Page
Accessories	234

Wilo-HiMulti 3 C

Design type
Water-supply system with automatic pump control system in non self-priming version (HiMulti 3 C) or self-priming version (HiMulti 3 C P)

Application
- → Water supply (drinking water certification in accordance with ACS)
- → Sprinkling
- → Irrigation and spraying
- → Rainwater utilisation

Scope of delivery
- → Pump
- → Pump control Wilo-HiControl 1
- → 1 piece plastic connector with seal for manual connection to the inlet pipe
- → Wilo-Connector (electrical quick connector)
- → Installation and operating instructions

Special features/product advantages
- → Simple: Plug & Pump system
- → Efficient: Highly efficient hydraulics, low electricity consumption and very compact thanks to motor optimisation
- → Automatically operating system and dry-running protection thanks to Wilo-HiControl 1
- → Low-noise: Noise level between 56 dB(A) and 64 dB(A)
- → 360° rotatable electronic pump control HiControl 1 for easy installation

Notice
Changed dimensions to previous model

Price group: PG5

Ordering information – non-self-priming

HiMulti 3 C	Mains connection	Rated power	Gross weight, approx.	Art. no.		
Type		P_2 kW	m kg			EUR
1-23	1~230 V, 50 Hz	0.40	13.9	2543603	L	**490.–**
1-24	1~230 V, 50 Hz	0.40	15.5	2543604	L	**510.–**
1-25	1~230 V, 50 Hz	0.50	17.6	2543605	L	**542.–**
1-43	1~230 V, 50 Hz	0.40	15.2	2543606	L	**573.–**
1-44	1~230 V, 50 Hz	0.60	17.3	2543607	L	**617.–**
1-45	1~230 V, 50 Hz	0.80	19.2	2543608	L	**681.–**

= ready for delivery, L = supply availability, C = approx. 2 weeks, K = approx. 4 weeks, A = on request, = please contact Wilo
Subject to change – all prices do not include VAT. Our General Terms of Delivery and Service apply (see www.wilo.com/legal) – valid from 01/01/2019 in Germany.

Price group: PG5

Ordering information – self-priming

HiMulti 3 C	Mains connection	Rated power	Gross weight, approx.	Art. no.		
Type		P_2 kW	m kg			EUR
1-24 P	1~230 V, 50 Hz	0.40	15.5	2543599	L	**549.–**
1-25 P	1~230 V, 50 Hz	0.50	17.6	2543600	L	**582.–**
1-44 P	1~230 V, 50 Hz	0.60	17.3	2543601	L	**650.–**
1-45 P	1~230 V, 50 Hz	0.80	19.2	2543602	L	**717.–**

= ready for delivery, L = supply availability, C = approx. 2 weeks, K = approx. 4 weeks, A = on request, = please contact Wilo
Subject to change – all prices do not include VAT. Our General Terms of Delivery and Service apply (see www.wilo.com/legal) – valid from 01/01/2019 in Germany.



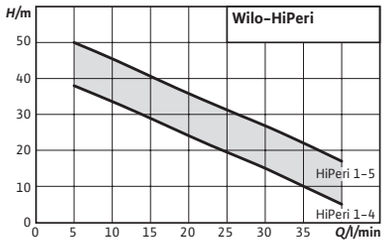

Accessories	Page
Accessories	234

Wilo-HiPeri

Design type
Non self-priming peripheral pump

Application
- → Water distribution/boosting
- → Raw water intake
- → Sprinkling and spraying
- → Rainwater utilisation

Scope of delivery
- → Pump
- → Installation and operating instructions

Special features/product advantages
- → Easy handling due to its light weight, perfect for continuous operation
- → Brass impeller for fluids up to 60 °C and ambient temperatures up to 40 °C
- → Efficiently thanks to low power consumption with high maximum delivery head and high maximum volume flow
- → Up to 7 m negative suction head
- → Expandable with electronic control of pumps Wilo-HiControl 1

Price group: PG5

Ordering information

HiPeri	Mains connection	Rated power	Gross weight, approx.	Art. no.		
Type		P_2 kW	m kg			EUR
1-4	1~230 V, 50 Hz	0.37	5.2	4186197	L	**188.–**
1-5	1~230 V, 50 Hz	0.55	6.6	4186198	L	**250.–**

= ready for delivery, L = supply availability, C = approx. 2 weeks, K = approx. 4 weeks, A = on request, = please contact Wilo
Subject to change – all prices do not include VAT. Our General Terms of Delivery and Service apply (see www.wilo.com/legal) – valid from 01/01/2019 in Germany.



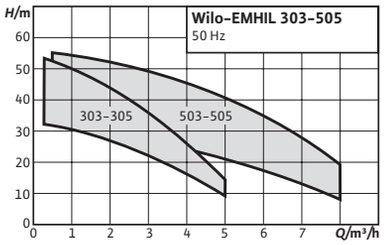

Accessories	Page
Accessories	234

Wilo-EMHIL

Design type
Non-self-priming water supply unit with frequency converter

Application
- → Water supply (drinking water certification in accordance with ACS)
- → Rainwater utilisation
- → Irrigation and spraying

Scope of delivery
1 control device Electronic Control with:
- → 1 series MHIL pump with 1 Electronic Control (1.4 m connecting cable)
- → 1 rotatable connection and 1 check valve
- → One each Installation and operating instructions for MHIL pump and for Electronic Control

Special features/product advantages
- → Heavy-duty multistage pump with stainless steel hydraulics
- → Simple operation and adjustment via display with plain text display, status indicator, analysis function, adjustment of the control parameters (PID), freeze protection
- → Plug & Pump, pre-assembled and fitted with connecting cable
- → Meets the EMC standards for domestic use (EN 61000-6-2 and EN 61000-6-3)
- → Float switch can be connected optionallly

Price group: PG5

Ordering information

EMHIL	Mains connection	Rated power	Gross weight, approx.	Art. no.		
Type		P_2 kW	m kg			EUR
303 M	3~400 V, 50 Hz	0.55	21	4161130	L	**1 250.–**
304 M	3~400 V, 50 Hz	0.55	21	4161131	L	**1 302.–**
305 M	1~230 V, 50 Hz	0.75	25	4161132	L	**1 390.–**
503 M	3~400 V, 50 Hz	0.55	21	4161133	L	**1 302.–**
504 M	1~230 V, 50 Hz	0.75	25	4161134	L	**1 352.–**
505 M	1~230 V, 50 Hz	1.10	23	4161135	L	**1 441.–**

= ready for delivery, L = supply availability, C = approx. 2 weeks, K = approx. 4 weeks, A = on request, = please contact Wilo
Subject to change – all prices do not include VAT. Our General Terms of Delivery and Service apply (see www.wilo.com/legal) – valid from 01/01/2019 in Germany.



Accessories	Page
Accessories	234

Wilo-Electronic control

Design type

Water-cooled frequency converter with built-in pressure and flow monitor

Application

For controlling pumps in the fields:

- Water supply
- Rainwater utilisation
- Irrigation and spraying

Scope of delivery

1 control device Electronic Control incl.:

- Pre-cabling with 1.4 m connecting cable and plug
- Pre-cabled motor cable with cable end sleeves
- Installation and operating instructions

Price group: PG14

Ordering information

	Mains connection	Max. current	Gross weight, approx.	Art. no.		
		I A	*m* kg		🚚	EUR
ElectronicControl MM9	1~230 V, 50/60 Hz	9	4	4160334	L	**777.–**
ElectronicControl MT6	1~230 V, 50/60 Hz	6	4	4160335	L	**725.–**
ElectronicControl MT10	1~230 V, 50/60 Hz	10	4	4160336	L	**777.–**
ElectronicControl MM5	1~230 V, 50/60 Hz	5	4	4160333	L	**725.–**

🚚 = ready for delivery, L = supply availability, C = approx. 2 weeks, K = approx. 4 weeks, A = on request, 📞 = please contact Wilo
Subject to change – all prices do not include VAT. Our General Terms of Delivery and Service apply (see www.wilo.com/legal) – valid from 01/01/2019 in Germany.



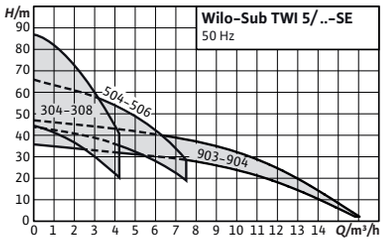

Accessories	Page
Accessories	234

Wilo-Sub TWI 5/TWI 5-SE

Design type
5" submersible pump in stainless steel, multistage

Application
Submersible pumps
- → Pumping from wells, rainwater storage tanks and vessels
- → Irrigation, sprinkling and pumping out
- → Water supply
- → Rainwater utilisation

Scope of delivery
- → Pump with 20 m connecting cable
- → Safety cable made of polypropylene

Special features/product advantages
- → Highly efficient thanks to optimised hydraulics
- → TÜV-certified according to the KTW-guidelines
- → Self-cooling motor (dry well installation out of the water is possible)
- → Single-phase current version, pre-assembled with switchbox and motor protection for an easy installation
- → Easy handling, maintenance and repair
- → Corrosion-resistant and low-wearing

- → Installation and operating instructions

Price group: PG5

Ordering information

TWI 5	Mains connection	Rated power	Gross weight, approx.	Art. no.		
Type		P_2 kW	m kg			EUR
304	1~230 V, 50 Hz	0.55	17	4104118	L	**567.–**
304 FS	1~230 V, 50 Hz	0.55	17.2	4144935	L	**614.–**
305	1~230 V, 50 Hz	0.75	18.8	4144948	A	**601.–**
305 FS	1~230 V, 50 Hz	0.75	19	4144936	A	**648.–**
306	1~230 V, 50 Hz	0.75	19.2	4104119	L	**634.–**
306	3~400 V, 50 Hz	0.75	18.8	4104123	K	**567.–**
306 FS	1~230 V, 50 Hz	0.75	19.5	4144937	L	**681.–**
307	1~230 V, 50 Hz	1.10	21	4144949	A	**703.–**
307 FS	1~230 V, 50 Hz	1.10	21.2	4144938	A	**748.–**
308	1~230 V, 50 Hz	1.10	21.5	4104120	L	**772.–**
308	3~400 V, 50 Hz	1.10	20.5	4104124	K	**696.–**
308 FS	1~230 V, 50 Hz	1.10	21.8	4144939	L	**817.–**
504	1~230 V, 50 Hz	0.75	17.5	4144950	A	**632.–**

= ready for delivery, L = supply availability, C = approx. 2 weeks, K = approx. 4 weeks, A = on request, = please contact Wilo
Subject to change – all prices do not include VAT. Our General Terms of Delivery and Service apply (see www.wilo.com/legal) – valid from 01/01/2019 in Germany.

Price group: PG5

Ordering information

TWI 5	Mains connection	Rated power	Gross weight, approx.	Art. no.		
Type		P_2 kW	m kg			EUR
504 FS	1~230 V, 50 Hz	0.75	17.8	4144940	A	**678.–**
505	1~230 V, 50 Hz	0.90	20	4144951	A	**670.–**
505 FS	1~230 V, 50 Hz	0.90	20.2	4144941	A	**716.–**
506	1~230 V, 50 Hz	1.10	20.8	4144952	A	**708.–**
506 FS	1~230 V, 50 Hz	1.10	21	4144942	A	**752.–**
903	1~230 V, 50 Hz	1.10	19.2	4104121	A	**793.–**
903	3~400 V, 50 Hz	1.10	18	4104125	A	**720.–**
904	1~230 V, 50 Hz	1.50	22.2	4104122	L	**886.–**
904	3~400 V, 50 Hz	1.50	20.2	4104126	K	**798.–**

Price group: PG5

Ordering information

TWI 5-SE	Mains connection	Rated power	Gross weight, approx.	Art. no.		
Type		P_2 kW	m kg			EUR
304	1~230 V, 50 Hz	0.55	17.8	4104127	L	**617.–**
304 FS	1~230 V, 50 Hz	0.55	18	4144961	K	**661.–**
305	1~230 V, 50 Hz	0.75	19.5	4144974	A	**650.–**
305 FS	1~230 V, 50 Hz	0.75	19.8	4144962	A	**694.–**
306	1~230 V, 50 Hz	0.75	20	4104128	L	**683.–**
306	3~400 V, 50 Hz	0.75	19.5	4104132	K	**615.–**
306 FS	1~230 V, 50 Hz	0.75	20.2	4144963	K	**728.–**
307	1~230 V, 50 Hz	1.10	21.8	4144975	A	**750.–**
307 FS	1~230 V, 50 Hz	1.10	22	4144964	A	**796.–**
308	1~230 V, 50 Hz	1.10	22.2	4104129	L	**819.–**
308	3~400 V, 50 Hz	1.10	21.2	4104133	K	**744.–**
308 FS	1~230 V, 50 Hz	1.10	22.5	4144965	K	**865.–**
504	1~230 V, 50 Hz	0.75	18.5	4144976	A	**686.–**
504 FS	1~230 V, 50 Hz	0.75	18.8	4144966	A	**730.–**
505	1~230 V, 50 Hz	0.90	20.8	4144977	A	**723.–**
505 FS	1~230 V, 50 Hz	0.90	21	4144967	A	**770.–**
506	1~230 V, 50 Hz	1.10	21.5	4144978	A	**761.–**
506 FS	1~230 V, 50 Hz	1.10	21.8	4144968	A	**806.–**
903	1~230 V, 50 Hz	1.10	20	4104130	A	**842.–**
903	3~400 V, 50 Hz	1.10	18.8	4104134	A	**766.–**
904	1~230 V, 50 Hz	1.50	23	4104131	L	**935.–**
904	3~400 V, 50 Hz	1.50	21	4104135	K	**847.–**

Water supply

= ready for delivery, L = supply availability, C = approx. 2 weeks, K = approx. 4 weeks, A = on request, = please contact Wilo
Subject to change – all prices do not include VAT. Our General Terms of Delivery and Service apply (see www.wilo.com/legal) – valid from 01/01/2019 in Germany.





Accessories **Page**

Accessories 234

Wilo-Sub TWI 5-SE Plug & Pump

Design type

Water-supply system with submersible pump, control and complete accessories

Application

- → Pumping from wells, rainwater storage and tanks
- → Irrigation, sprinkling or pumping out
- → Water supply
- → Rainwater utilisation

Special features/product advantages

- → Easy installation and commissioning thanks to ready-to-plug delivery including all accessories
- → Thermal motor protection
- → Pump (housing, stages, impellers) made entirely of stainless steel 1.4301 (AISI 304)
- → The self-cooling motor also enables the provision outside the water

Scope of delivery

- → Pump
- → Complete control
- → Safety cable made of polypropylene
- → Fine suction filter
- → Suction hose
- → Installation and operating instructions

Price group: PG5

Ordering information

Sub TWI 5-SE Plug & Pump	Mains connection	Rated power	Gross weight, approx.	Art. no.		
Type		P_2 kW	m kg			EUR
304 EM P&P	1~230 V, 50 Hz	0.55	22.5	2543632	L	**972.–**
306 EM P&P	1~230 V, 50 Hz	0.75	25	2543633	L	**1 031.–**

= ready for delivery, L = supply availability, C = approx. 2 weeks, K = approx. 4 weeks, A = on request, = please contact Wilo
Subject to change – all prices do not include VAT. Our General Terms of Delivery and Service apply (see www.wilo.com/legal) – valid from 01/01/2019 in Germany.



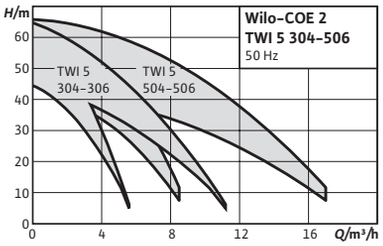

Accessories	Page
Accessories	234

Wilo-Economy COE-2 TWI 5

Design type

Pressure boosting system with two parallel submersible pumps (suitable for installation outside water), vertical, non-self-priming, made of stainless steel, water-cooled and low-noise. Mounted on a base frame, with complete pipework including all hydraulic components, central switchgear, pressure switch and all cabling.

Application

Pressure boosting and water supply in residential applications and for small commercial installations where compact construction and a low noise level are necessary.

Special features/product advantages

- → Pumps in the TWI 5 series with low noise due to the water-cooled motor, between 51 dB (A) and 61 dB (A)
- → 2-pump pressure boosting system in compact design due to vertical pump layout
- → Economical system, based on the basic functions of the BC switchgear
- → Long service life due to the stainless steel construction of the pumps and the stainless steel piping

Scope of delivery

- → Factory-mounted, connection-ready pressure boosting system checked for functionality and impermeability
- → Packaging
- → Installation and operating instructions

Price group: PG5

Ordering information

Economy COE-2 TWI 5 **Rated power** **Gross weight, approx.** **Art. no.**

Type	P_2 kW	m kg			EUR
304	0.55	57	2532981	K	**2 618.–**
305	0.75	59	2532979	K	**2 686.–**
306	0.75	60	2532980	K	**2 892.–**
504	0.75	61	2532984	K	**2 737.–**
505	0.90	61	2532988	K	**2 935.–**
506	1.10	63	2532986	K	**2 845.–**

= ready for delivery, L = supply availability, C = approx. 2 weeks, K = approx. 4 weeks, A = on request, = please contact Wilo
Subject to change – all prices do not include VAT. Our General Terms of Delivery and Service apply (see www.wilo.com/legal) – valid from 01/01/2019 in Germany.



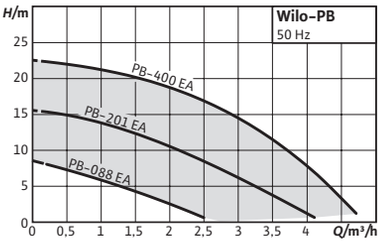

Accessories	Page
Accessories	234

Wilo-PB

Design type

Non self-priming single-stage centrifugal pump of in-line design

Application

- → Automatic water supply/pressure boosting for residential properties from a tank feeding extraction points located beneath

Scope of delivery

- → Pump
- → Installation and operating instructions
- → Installation accessories: 2 screwed connections, nipples and gaskets each

Special features/product advantages

- → Stable water pressure due to automatic operation
- → High operational reliability and dry-running protection due to the integrated flow switch
- → Integrated thermal motor protection as standard
- → Extremely low-noise operation
- → Corrosion protection through coated pump hydraulics

Price group: PG5

Ordering information

PB	Mains connection	Rated power	Gross weight, approx.	Art. no.		
Type		P_2 kW	m kg			EUR
088 EA	1~230 V, 50 Hz	0.06	5.5	**3068133**	A	**120.–**
201 EA	1~230 V, 50 Hz	0.20	9.5	**3068136**	A	**179.–**
400 EA	1~230 V, 50 Hz	0.40	12.5	**3068138**	L	**303.–**

= ready for delivery, L = supply availability, C = approx. 2 weeks, K = approx. 4 weeks, A = on request, = please contact Wilo
Subject to change – all prices do not include VAT. Our General Terms of Delivery and Service apply (see www.wilo.com/legal) – valid from 01/01/2019 in Germany.



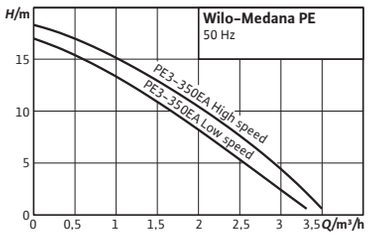

Accessories	Page
Accessories	234

Wilo-Medana PE3

Design type
Non self-priming multistage centrifugal pump

Application
- → Automatic low-noise water supply/pressure boosting for residential properties

Scope of delivery
- → Pump
- → Installation and operating instructions

Special features/product advantages
- → Easy installation thanks to ready-to-plug and compact design
- → Extremely low-noise (45 dbA) and thanks to its drinking water certification it can be used in a residential environment
- → Safe operation due to numerous integrated protective functions
- → Lower energy consumption thanks to automatic regulation
- → User-friendly operating panel with control lamps

Price group:

Ordering information

Medana PE3	Mains connection	Rated power	Gross weight, approx.	Art. no.		
		P_2	m			
Type			kg			
350 EA	1~230 V, 50 Hz	0.30	8.5	**3075656**	A	

= ready for delivery, L = supply availability, C = approx. 2 weeks, K = approx. 4 weeks, A = on request, = please contact Wilo
Subject to change – all prices do not include VAT. Our General Terms of Delivery and Service apply (see www.wilo.com/legal) – valid from 01/01/2019 in Germany.

Mechanical accessories

Type	Description		Art. no.		Price group	
						EUR
Carrying handle	Carrying handle for Wilo-Jet FWJ series pumps	–	4083526	L	PG15	**17.–**
Coarse suction filter G	Mesh width 1.8 mm with 1¼" hose nozzle connection without non-return valve	Floating discharge	2024959	L	PG14	**37.–**
Coarse suction filter GR		Floating discharge	2024960	L	PG14	**71.–**
Fine suction filter	Fine suction filter with R 1¼ male thread for insertion into pump suction port of TWI5-SE	Threaded extraction	2025755	L	PG14	**123.–**
Fine suction filter F	Mesh width 1.2 mm with 1¼" hose nozzle connection without non-return valve	Floating discharge	2024961	L	PG14	**117.–**
Fine suction filter FR		Floating discharge	2024962	L	PG14	**157.–**
Foot valve R 1¼	High-quality foot valve made of red brass with integrated non-return valve. Strainer made of 1.4301 stainless steel.	R 1¼	2502408	L	PG14	**133.–**
Foot valve R 1½		R 1½	2502236	L	PG14	**188.–**
Foot valve R 2		R 2	2502011	L	PG14	**333.–**
Foot valve R 2½		R 2½	2500711	L	PG14	**495.–**
Foot valve R 3		R 3	2519816	A	PG14	**589.–**
Quick coupling for submersible-motor pumps	R 1 quick coupling made of brass for fast installation/dismantling of submersible-motor pumps.	–	4027329	L	PG14	**145.–**
Suction/pressure hose 1¼" SE - PN 10 (1.5 m cpl.)	Suction- and pressure-resistant hose, including two hose clips made of VA as well as R 1 and R 1¼ hose nozzles for connection to the floating discharge of the series TWI5-SE, MC.	1.5 m cpl.	2025973	L	PG14	**44.–**
Suction/pressure hose 1¼" SE - PN 10 (3.0 m cpl.)		3.0 m cpl.	2025974	L	PG14	**85.–**
Suction/pressure hose 1¼" SE - PN 10 (5.0 m cpl.)		5.0 m cpl.	2025975	L	PG14	**140.–**
Suction/pressure hose 1¼" SE - PN 10 (10.0 m cpl.)		10.0 m cpl.	2025976	L	PG14	**279.–**
Suction/pressure hose 1¼" SE - PN 10 (15.0 m cpl.)		15.0 m cpl.	2025977	L	PG14	**415.–**
Suction hose kit 1¼, 7 m	7 m suction hose, Ø 1¼", plastic (Noryl) with foot valve and R 1 screwed connection	–	4056081	L	PG14	**78.–**
Suction hose set 1, 7 m		–	4027874	L	PG14	**50.–**
Wall bracket	Wall bracket made of steel, galvanized, for installation of pumps and water-supply units from the series MP, MC, WJ, FMP, FMC, FWJ	–	4027328	L	PG14	**120.–**

Electrical accessories

Type	Description		Art. no.		Price group	
						EUR
Automatic kit R 1, 5 m cable	Automatic drinking water replenishment. Scope of delivery: Solenoid valve with 2 m cable, WAOEK 65 float switch, with ready-to-plug small switchgear for direct control of the solenoid valve	R 1, 5 m cable	180549795	L	PG14	**756.–**
Automatic kit R 1, 20 m cable		R 1, 20 m cable	2007158	L	PG14	**878.–**
Automatic kit R ½, 5 m cable		R½ 5 m cable	180493296	L	PG14	**497.–**
Automatic kit R ½, 20 m cable		R½ 20 m cable	2005645	L	PG14	**618.–**
Float switches WA65 with 5 m cable	Signal transmitters for contaminated fluids without faeces with a maximum temperature of 60 °C. Switching: up "ON"/down "OFF".	–	503211390	L	PG14	**79.–**
Float switches WA65 with 30 m cable		–	2004432	L	PG14	**304.–**
Float switches WA95 with 5 m cable		–	6070646	A	PG14	✆
Float switches WA95 with 10 m cable		–	6070647	A	PG14	✆

= ready for delivery, L = supply availability, C = approx. 2 weeks, K = approx. 4 weeks, A = on request, ✆ = please contact Wilo
Subject to change – all prices do not include VAT. Our General Terms of Delivery and Service apply (see www.wilo.com/legal) – valid from 01/01/2019 in Germany.

Electrical accessories

Type	Description		Art. no.		Price group	
						EUR
HiControl 1	Electrical accessories for pump automation and dry-running protection with volume flow monitoring	–	4190896	L	PG14	**131.–**
HiControl 1-EK	Wilo-HiControl 1 with two electrical cables (1.5 m) with built-in socket for easy connection to the pump and the power supply	–	4190895	L	PG14	**177.–**
Immersion probe, 10 m	Low-water signal transmitter for connection to a switchgear with triggering relay, e.g. ER-.. or SK277 for low-water protection of borehole pumps. H07 cable material approved for use in drinking water applications.	10 m	2501937	L	PG14	**81.–**
Pressure switch WVA Up to 6 bar	For control of one pump, 8 l diaphragm pressure vessel, pressure gauge, control valve with integrated non-return valve, pressure switch.	Up to 6 bar	180492096	L	PG14	**594.–**
Pressure switch WVA Up to 10 bar		Up to 10 bar	2502050	L	PG14	**594.–**
Sensor kit ER-2	For controlling two pumps, 8-l-diaphragm pressure vessel, pressure gauge, pressure sensor 4–20 mA, fittings and shut-off ball cock.	–	2501886	L	PG14	**521.–**
Switchgear ER-2 2 x 10,0 WM	Switchgear for wall fixation for pressure-dependent operation of two pumps, 230 and 400 V connection voltage.	Switching capacity max. 10 A	2511288	C	PG14	**1 627.–**
Switchgear ER 1 x 10,0 WM	Control device with electronic motor protection, test run, main switch / control switch, with low-water display and power interruption display, potential-free collective fault / collective run signal, protection class IP 54 (ER1-4.0/IP 41), can be used for 230 V and 400 V control device for pumps with motors suitable for direct starting.	Switching capacity max. 10 A	2514754	C	PG14	**1 062.–**
Switchgear SK 277	Including three electrodes, each with 3 m cable for the low-water cut-out switchgear with indirect connection in the break tank. Connected load for motors up to max. 3 kW.	–	180495295	L	PG14	**799.–**
Switchgear SK 602N	Full motor protection tripping unit for the electrical connection of single-phase (EM) and three-phase (DM) pumps with installed thermal winding contacts (WSK) for monitoring the winding temperature. With On/Off switch with integrated run signal light, power contactor and potential-free switch-on/off.	–	2120444	L	PG14	**172.–**
Switchgear SK 622N	Like SK 602, but with potential-free contacts for external run signal (SBM) and fault signal (SSM) as well as fault signal light.	–	2120445	L	PG14	**203.–**
WA65 float switches with 10 m cable	Signal transmitters for contaminated fluids without faeces with a maximum temperature of 60 °C. Switching: up "ON"/down "OFF".	–	503211893	L	PG14	**150.–**
WA65 float switches with 20 m cable	Signal transmitters for contaminated fluids without faeces with a maximum temperature of 60 °C. Switching: up "ON"/down "OFF".	–	2004431	L	PG14	**224.–**
WAEK 65 float switch, 5 m cable	Signal transmitters for fluids up to a temperature of 60 °C. Incl. small switchgear EK for pumps with AC motors up to 1 kW nominal power. Switching Up "On"/ down "Off".	5 m cable	503211698	L	PG14	**152.–**
WAEK 65 float switch, 10 m cable	Signal transmitters for fluids up to a temperature of 60 °C. Incl. small switchgear EK for pumps with AC motors up to 1 kW nominal power. Switching Up "On"/ down "Off".	10 m cable	2005516	L	PG14	**191.–**
WAEK 65 float switch, 20 m cable		20 m cable	2005517	L	PG14	**268.–**

= ready for delivery, L = supply availability, C = approx. 2 weeks, K = approx. 4 weeks, A = on request, = please contact Wilo
Subject to change – all prices do not include VAT. Our General Terms of Delivery and Service apply (see www.wilo.com/legal) – valid from 01/01/2019 in Germany.

Electrical accessories						
Type	**Description**		**Art. no.**		**Price group**	
						EUR
WAO 65 float switch, 5 m cable	Signal transmitters for fluids up to a temperature of 60 °C. Switching Up “Off”/ down “On”.	5 m cable	503211595	L	PG14	**110.–**
WAO 65 float switch, 10 m cable		10 m cable	2006027	L	PG14	**150.–**
WAO 65 float switch, 20 m cable		20 m cable	2004429	L	PG14	**224.–**
WAO 65 float switch, 30 m cable		30 m cable	2004430	L	PG14	**308.–**
WAOEK 65 float switch, 20 m cable	Signal transmitters for fluids up to a temperature of 60 °C. Incl. small switchgear EK for pumps with AC motors up to 1 kW nominal power. Switching Up “Off”/ down “On”.	20 m cable	2005626	L	PG14	**268.–**
Wall bracket for Wilo-FluidControl	Made of galvanised steel incl. mounting accessories for the secure fixation of the Wilo-FluidControl and Wilo-FluidControl EK pressure and flow monitors.	–	4027326	L	PG14	**61.–**

= ready for delivery, L = supply availability, C = approx. 2 weeks, K = approx. 4 weeks, A = on request, = please contact Wilo
Subject to change – all prices do not include VAT. Our General Terms of Delivery and Service apply (see www.wilo.com/legal) – valid from 01/01/2019 in Germany.



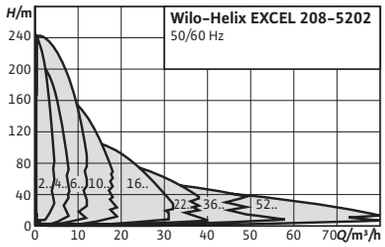

Accessories	Page
Accessories	297

HIGH EFFICIENCY DRIVE IE5

Wilo-Helix EXCEL

Design type
Non-self-priming, highly efficient fully stainless-steel high-pressure multistage centrifugal pump with EC motor of energy efficiency class IE5 in accordance with IEC 60034-30-2, in vertical design with integrated high-efficiency drive and in-line connections

Application
- → Water supply and pressure boosting
- → Industrial circulation systems
- → Process water
- → Closed cooling circuits
- → Washing systems
- → Irrigation

Scope of delivery
- → Helix EXCEL high-pressure multistage centrifugal pump
- → Installation and operating instructions
- → Helix EXCEL 2 – 16 (version PN16 with oval flanges): Counter flanges made of stainless steel with the corresponding screws, nuts and gaskets

General notes – ErP (Ecodesign) Directive
Reference value MEI for water pumps with the best efficiency is ≥ 0.70. The following pages list the respective nominal flow rate within the series. For more detailed information on the MEI values of the individual pump types, see: Wilo Online Catalogue, available at www.wilo.com

Special features/product advantages
- → Highly efficient EC motor of energy efficiency class IE5 in accordance with IEC 60034-30-2
- → Integrated electronic control "High-Efficiency Drive"
- → Simple operation thanks to tried-and-tested Green Button Technology and a clearly arranged display
- → User-friendly "X-Seal" cartridge mechanical seal and spacer coupling (from 5.5 kW) for fast and easy maintenance
- → Flexible integration into building automation
- → Drinking water approval for pumps with parts that come in contact with the fluid made of stainless steel (EPDM version)

Mains connection
3~380 V, 60 Hz; 3~400 V, 50 Hz; 3~480 V, 60 Hz

= ready for delivery, L = supply availability, C = approx. 2 weeks, K = approx. 4 weeks, A = on request, = please contact Wilo
Subject to change – all prices do not include VAT. Our General Terms of Delivery and Service apply (see www.wilo.com/legal) – valid from 01/01/2019 in Germany.

Price group: PG6

Ordering information PN 16

MEI ≥ 0.70; materials: Hydraulics 1.4307 (AISI 304L), pump housing 1.4301 (AISI 304), gasket type: EPDM

Helix EXCEL	Pressure port	Rated power	Gross weight, approx.	Art. no.		
Type		P_2 kW	m kg			EUR
208	G 1½	1.10	71.4	4171970	C	**5 305.–**
405	G 1½	1.10	69.4	4171960	C	**5 153.–**
410	G 1½	2.20	74.5	4162530	C	**5 452.–**
414	G 1½	3.20	76.9	4162538	C	**6 219.–**
603	G 1½	1.10	69.4	4171934	C	**5 099.–**
606	G 1½	2.20	74.5	4162514	C	**5 099.–**
609	G 1½	3.20	76.9	4162522	C	**5 711.–**
611	G 1½	4.20	85.5	4171940	C	**6 320.–**
1002	G 1½	1.10	71.8	4171900	C	**4 741.–**
1004	G 1½	2.20	75.9	4162500	C	**4 713.–**
1005	G 1½	3.20	77.2	4162506	C	**5 918.–**
1007	G 1½	4.20	85.3	4171906	C	**6 486.–**
1009	G 1½	5.50	93	4171914	C	**7 480.–**
1010	G 1½	6.50	113.4	4171922	C	**7 690.–**
1602	G 2	2.20	77.5	4162488	C	**5 019.–**
1603	G 2	3.20	78.9	4162494	C	**5 617.–**
1604	G 2	4.20	85.5	4171868	C	**6 040.–**
1605	G 2	5.50	92.1	4171876	C	**6 831.–**
1606	G 2	6.50	113.5	4171884	C	**7 541.–**
1607	G 2	7.50	114.5	4171892	C	**8 044.–**

Price group: PG6

Ordering information PN 16

MEI ≥ 0.70; materials: Hydraulics 1.4307 (AISI 304L), pump housing 1.4301 (AISI 304), gasket type: EPDM

Helix EXCEL	Pressure port	Rated power	Gross weight, approx.	Art. no.		
Type		P_2 kW	m kg			EUR
2201	DN 50	2.20	95	4212769	C	**5 609.–**
2202	DN 50	3.20	96	4212773	C	**6 383.–**
2203	DN 50	4.20	132	4212796	C	**7 261.–**
2203	DN 50	4.20	132	4212801	C	**7 761.–**
2203	DN 50	6.50	158	4212804	C	**8 115.–**
2204	DN 50	7.50	164	4212809	C	**8 408.–**
3601	DN 65	3.20	98	4212765	C	**6 349.–**
3602	DN 65	4.20	131	4212789	C	**7 359.–**
3602	DN 65	7.50	165	4212794	C	**8 669.–**
3602	DN 65	4.20	131	4212815	C	**6 872.–**

= ready for delivery, L = supply availability, C = approx. 2 weeks, K = approx. 4 weeks, A = on request, = please contact Wilo
Subject to change – all prices do not include VAT. Our General Terms of Delivery and Service apply (see www.wilo.com/legal) – valid from 01/01/2019 in Germany.

Price group: PG6

Ordering information PN 16

MEI ≥ 0.70; materials: Hydraulics 1.4404 (AISI 316L), pump housing 1.4404 (AISI 316L), gasket type: FKM

Helix EXCEL	Pressure port	Rated power	Gross weight, approx.	Art. no.		
Type		P_2 kW	m kg			EUR
2203	DN 50	4.20	95.5	4171835	C	**8 428.–**
2203	DN 50	4.20	101.1	4171842	C	**8 675.–**
2203	DN 50	6.50	121.5	4171852	C	**9 016.–**
2204	DN 50	7.50	125.5	4171862	C	**9 367.–**

Price group: PG6

Ordering information PN 25

MEI ≥ 0.70; materials: Hydraulics 1.4307 (AISI 304L), pump housing 1.4301 (AISI 304), gasket type: EPDM

Helix EXCEL	Pressure port	Rated power	Gross weight, approx.	Art. no.		
Type		P_2 kW	m kg			EUR
216	DN 25	2.20	80.5	4162546	C	**5 872.–**
222	DN 25	3.20	83.9	4162550	C	**6 582.–**
410	DN 25	2.20	77.5	4162536	C	**5 486.–**
414	DN 25	3.20	78.9	4162544	C	**6 365.–**
418	DN 25	4.20	86.5	4171966	C	**7 245.–**
606	DN 32	2.20	75.5	4162520	C	**5 558.–**
609	DN 32	3.20	78.9	4162528	C	**5 757.–**
611	DN 32	4.20	87.5	4171946	C	**6 786.–**
613	DN 32	5.50	130	4171948	C	**7 812.–**
616	DN 32	6.50	144.5	4171952	C	**8 837.–**
619	DN 32	7.50	147.5	4171956	C	**9 655.–**
1005	DN 40	3.20	77.2	4162512	C	**6 029.–**
1007	DN 40	4.20	85.3	4171912	C	**6 734.–**
1009	DN 40	5.50	100.9	4171920	C	**7 691.–**
1010	DN 40	6.50	113.9	4171928	C	**8 068.–**
1012	DN 40	7.50	115.7	4171930	C	**8 381.–**
1604	DN 50	4.20	85.5	4171874	C	**6 556.–**
1605	DN 50	5.50	99.5	4171882	C	**7 057.–**
1606	DN 50	6.50	113.5	4171890	C	**7 598.–**
1607	DN 50	7.50	114.5	4171898	C	**8 533.–**

= ready for delivery, L = supply availability, C = approx. 2 weeks, K = approx. 4 weeks, A = on request, = please contact Wilo

Subject to change – all prices do not include VAT. Our General Terms of Delivery and Service apply (see www.wilo.com/legal) – valid from 01/01/2019 in Germany.

Price group: PG6

Ordering information PN 25

MEI ≥ 0.70; materials: Hydraulics 1.4404 (AISI 316L), pump housing 1.4404 (AISI 316L), gasket type: FKM

Helix EXCEL	Pressure port	Rated power	Gross weight, approx.	Art. no.		
Type		P_2 kW	m kg			EUR
208	DN 25	1.10	74.4	4171973	C	**5 618.–**
216	DN 25	2.20	80.5	4162547	C	**6 434.–**
222	DN 25	3.20	83.9	4162551	C	**7 425.–**
405	DN 25	1.10	71.4	4171963	C	**5 693.–**
410	DN 25	2.20	77.5	4162531	C	**5 790.–**
414	DN 25	3.20	78.9	4162539	C	**7 259.–**
418	DN 25	4.20	86.5	4171967	C	**8 306.–**
603	DN 32	1.10	71.4	4171937	C	**5 435.–**
606	DN 32	2.20	75.5	4162515	C	**5 772.–**
609	DN 32	3.20	78.9	4162523	C	**6 411.–**
611	DN 32	4.20	87.5	4171941	C	**7 491.–**
613	DN 32	5.50	130	4171949	C	**8 404.–**
616	DN 32	6.50	144.5	4171953	C	**9 540.–**
619	DN 32	7.50	147.5	4171957	C	**10 699.–**
1002	DN 40	1.10	72.4	4171903	C	**5 346.–**
1004	DN 40	2.20	75.9	4162503	C	**5 291.–**
1005	DN 40	3.20	77.2	4162507	C	**6 656.–**
1007	DN 40	4.20	85.3	4171907	C	**7 557.–**
1009	DN 40	5.50	100.9	4171915	C	**8 595.–**
1010	DN 40	6.50	113.9	4171923	C	**8 982.–**
1012	DN 40	7.50	115.7	4171931	C	**9 289.–**
1602	DN 50	2.20	77.5	4162491	C	**5 816.–**
1603	DN 50	3.20	78.9	4162497	C	**6 494.–**
1604	DN 50	4.20	85.5	4171869	C	**7 235.–**
1605	DN 50	5.50	99.5	4171877	C	**8 351.–**
1606	DN 50	6.50	113.5	4171885	C	**8 954.–**
1607	DN 50	7.50	114.5	4171893	C	**9 453.–**
2203	DN 50	4.20	108.5	4171846	C	**8 938.–**
2203	DN 50	6.50	121.5	4171856	C	**9 374.–**
2204	DN 50	7.50	125.5	4171866	C	**9 596.–**
3602	DN 65	4.20	121	4171819	C	**8 844.–**
3602	DN 65	7.50	136.5	4171826	C	**9 318.–**
3602	DN 65	7.50	139.5	4171830	C	**9 783.–**

= ready for delivery, L = supply availability, C = approx. 2 weeks, K = approx. 4 weeks, A = on request, = please contact Wilo

Subject to change – all prices do not include VAT. Our General Terms of Delivery and Service apply (see www.wilo.com/legal) – valid from 01/01/2019 in Germany.



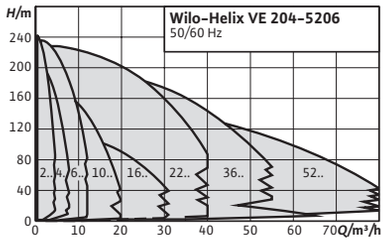

Accessories **Page**

Accessories 297

IE4

Wilo-Helix VE

Design type

Electronically controlled, non-self-priming high-pressure multistage centrifugal pump in vertical design, with in-line connections

Application

- → Water supply and pressure boosting
- → Industrial circulation systems
- → Process water
- → Closed cooling circuits
- → Fire extinguishing systems
- → Washing systems
- → Irrigation

Scope of delivery

- → Helix VE high-pressure multistage centrifugal pump
- → Installation and operating instructions
- → Helix VE 2 – 16 (version PN16 with oval flanges): Counter flanges made of stainless steel with corresponding screws, nuts and gaskets

Special features/product advantages

- → Multistage, speed-configurable stainless steel high-efficiency pump with 2D/3D hydraulics and standard motor
- → Optimised design for easy operation, transportation and installation with handles, lantern adjustment and rotatable free flanges
- → User-friendly display with Green Button Technology and full text menu
- → IF plug-in module for quick communication with the BMS
- → Quick maintenance due to innovative cartridge mechanical seal and spacers
- → Lower life cycle costs due to new Helix design

General notes – ErP (Ecodesign) Directive

Reference value MEI for water pumps with the best efficiency is ≥ 0.70. The following pages list the respective nominal flow rate within the series. For more detailed information on the MEI values of the individual pump types, see: Wilo Online Catalogue, available at www.wilo.com

Mains connection

3~380 V, 60 Hz; 3~400 V, 50 Hz; 3~480 V, 60 Hz

Price group: PG6

Ordering information PN 16

MEI ≥ 0.70; materials: Hydraulics 1.4307 (AISI 304L), pump housing 1.4301 (AISI 304), gasket type: EPDM

Helix VE	Pressure port	Rated power	Gross weight, approx.	Art. no. Standard mechanical seal		
Type		P_2 kW	m kg			EUR
208 M2	G 1½	1.10	35	4204032	C	**2 696.–**
208 M13	G 1½	1.10	35	4204031	C	**2 696.–**
405 M2	G 1½	1.10	29	4204036	C	**2 426.–**
405 M13	G 1½	1.10	29	4204035	C	**2 426.–**

Price group: PG6

Ordering information PN 16

MEI ≥ 0.70; materials: Hydraulics 1.4307 (AISI 304L), pump housing 1.4301 (AISI 304), gasket type: EPDM

Helix VE	Pressure port	Rated power	Gross weight, approx.	Art. no. Cartridge mechanical seal			Art. no. Standard mechanical seal		
Type		P_2 kW	m kg			EUR			EUR
403	G 1½	0.55	30.5	4171702	C	**2 688.–**	4201567	C	**2 406.–**
404	G 1½	0.75	37.7	4171712	L	**2 775.–**	4201569	C	**2 494.–**
405	G 1½	1.10	39.6	4164473	L	**2 758.–**	4201571	C	**2 478.–**
407	G 1½	1.50	57.3	4171724	C	**3 581.–**	4201573	C	**3 300.–**
410	G 1½	2.20	45.1	4164476	C	**4 076.–**	4201575	C	**3 794.–**

Price group: PG6

Ordering information PN 16

MEI ≥ 0.70; materials: Hydraulics 1.4307 (AISI 304L), pump housing 1.4301 (AISI 304), gasket type: EPDM

Helix VE	Pressure port	Rated power	Gross weight, approx.	Art. no. Cartridge mechanical seal			Art. no. Standard mechanical seal		
Type		P_2 kW	m kg			EUR			EUR
601	G 1¼	0.55	30.1	4171660	C	**2 759.–**	–	A	✆
602	G 1¼	0.75	33	4171670	C	**2 777.–**	4201577	C	**2 496.–**
603	G 1¼	1.10	39.1	4161425	L	**2 791.–**	4201579	C	**2 510.–**
604	G 1¼	1.50	56.5	4171680	L	**3 457.–**	4201581	C	**3 176.–**
606	G 1¼	2.20	47.7	4161426	L	**3 745.–**	4201583	C	**3 463.–**
608	G 1¼	3.00	69.2	4171692	C	**4 501.–**	4201585	C	**4 219.–**
611	G 1¼	4.00	83	4161428	C	**4 780.–**	4201587	C	**4 498.–**

Price group: PG6

Ordering information PN 16

MEI ≥ 0.70; materials: Hydraulics 1.4307 (AISI 304L), pump housing 1.4301 (AISI 304), gasket type: EPDM

Helix VE	Pressure port	Rated power	Gross weight, approx.	Art. no. Cartridge mechanical seal			Art. no. Standard mechanical seal		
Type		P_2 kW	m kg			EUR			EUR
1001	G ½	0.75	35	4171628	C	**3 203.–**	–	A	✆
1002	G ½	1.10	36.5	4161304	C	**3 300.–**	4201547	C	**3 020.–**
1003	G ½	1.50	58.6	4171638	C	**3 701.–**	4201549	C	**3 419.–**
1004	G ½	2.20	49.1	4161306	L	**3 880.–**	4201551	C	**3 599.–**
1005	G ½	3.00	70	4171650	L	**4 670.–**	4201553	C	**4 390.–**
1006	G ½	4.00	78.8	4161308	L	**4 860.–**	4201555	C	**4 579.–**
1009	G ½	5.50	117.8	4161311	C	**7 200.–**	–	A	✆

🚚 = ready for delivery, L = supply availability, C = approx. 2 weeks, K = approx. 4 weeks, A = on request, ✆ = please contact Wilo
Subject to change – all prices do not include VAT. Our General Terms of Delivery and Service apply (see www.wilo.com/legal) – valid from 01/01/2019 in Germany.

Price group: PG6

Ordering information PN 16

MEI ≥ 0.50; materials: Hydraulics 1.4307 (AISI 304L), pump housing 1.4301 (AISI 304), gasket type: EPDM

Helix VE	Pressure port	Rated power	Gross weight, approx.	Art. no. Cartridge mechanical seal			Art. no. Standard mechanical seal		
Type		P_2 kW	m kg			EUR			EUR
1601	G 2	1.10	42.3	4171608	C	**3 462.–**	–	A	✆
1602	G 2	2.20	48.8	4148083	L	**3 802.–**	4201557	C	**3 521.–**
1603-3.0	G 2	3.00	70	4171618	C	**4 028.–**	4201559	C	**3 747.–**
1603-4.0	G 2	4.00	77.7	4148086	L	**4 085.–**	4201561	C	**3 804.–**
1605	G 2	5.50	116.7	4141464	L	**6 731.–**	–	A	✆
1605 FF240	G 2	5.50	115.7	4190746	C	**6 731.–**	–	A	✆
1606	G 2	7.50	120.1	4141465	L	**7 392.–**	–	A	✆
1606 FF240	G 2	7.50	119	4190747	C	**7 392.–**	–	A	✆

Price group: PG6

Ordering information PN 16

MEI ≥ 0.70; materials: Hydraulics 1.4307 (AISI 304L), pump housing 1.4301 (AISI 304), gasket type: EPDM

Helix VE	Pressure port	Rated power	Gross weight, approx.	Art. no. Cartridge mechanical seal		
Type		P_2 kW	m kg			EUR
2201	DN 50	2.20	82	4198845	C	**4 321.–**
2202-3.0	DN 50	3.00	92	4198847	C	**5 173.–**
2202-4.0	DN 50	4.00	99	4198849	C	**5 429.–**
2203	DN 50	5.50	164	4198851	C	**6 605.–**
2204	DN 50	7.50	168	4198853	C	**7 863.–**
2205	DN 50	11.00	254	4198855	C	**10 622.–**

Price group: PG6

Ordering information PN 16

MEI ≥ 0.70; materials: Hydraulics 1.4404 (AISI 316L), pump housing 1.4409 (AISI 316L), gasket type: FKM

Helix VE	Pressure port	Rated power	Gross weight, approx.	Art. no. Cartridge mechanical seal		
Type		P_2 kW	m kg			EUR
2201	DN 50	2.20	80	4166864	C	**6 656.–**
2202-3.0	DN 50	3.00	104	4171606	C	**7 072.–**
2202-4.0	DN 50	4.00	99	4148001	C	**7 499.–**
2203	DN 50	5.50	136	4139930	C	**8 211.–**
2204	DN 50	7.50	143	4139931	C	**8 728.–**
2205	DN 50	11.00	234	4166203	C	**13 975.–**

Water supply

= ready for delivery, L = supply availability, C = approx. 2 weeks, K = approx. 4 weeks, A = on request, ✆ = please contact Wilo
Subject to change – all prices do not include VAT. Our General Terms of Delivery and Service apply (see www.wilo.com/legal) – valid from 01/01/2019 in Germany.

Price group: PG6

Ordering information PN 16

MEI ≥ 0.70; materials: Monobloc pump housing EN-GJL-250 cataphoretic-coated, hydraulics 1.4307 (AISI 304L)

Helix VE	Pressure port	Rated power	Gross weight, approx.	Art. no. Cartridge mechanical seal			Art. no. Standard mechanical seal		
Type		P_2 kW	m kg			EUR			EUR
2202-3.0	DN 50	3.00	111	–	A	✆	4184614	C	**5 086.–**
2202-4.0	DN 50	4.00	111	–	A	✆	4183452	C	**5 086.–**
2203 FF240	DN 50	5.50	130	–	A	✆	4183453	C	**6 145.–**
2204 FF240	DN 50	7.50	136	–	A	✆	4183454	C	**7 277.–**
2205	DN 50	11.00	263	4183455	C	**10 016.–**	–	A	✆

Price group: PG6

Ordering information PN 16

MEI ≥ 0.70; materials: Hydraulics 1.4307 (AISI 304L), pump housing 1.4301 (AISI 304), gasket type: EPDM

Helix VE	Pressure port	Rated power	Gross weight, approx.	Art. no. Cartridge mechanical seal		
Type		P_2 kW	m kg			EUR
3601	DN 65	4.00	102	4198860	C	**4 876.–**
3602-5.5	DN 65	5.50	167	4198861	C	**7 244.–**
3602-7.5	DN 65	7.50	169	4198862	C	**8 121.–**
3604	DN 65	11.00	259	4198863	C	**11 224.–**
3605	DN 65	15.00	268	4198864	C	**12 977.–**

Price group: PG6

Ordering information PN 16

MEI ≥ 0.70; materials: Hydraulics 1.4404 (AISI 316L), pump housing 1.4409 (AISI 316L), gasket type: FKM

Helix VE	Pressure port	Rated power	Gross weight, approx.	Art. no. Cartridge mechanical seal		
Type		P_2 kW	m kg			EUR
3601	DN 65	4.00	103	4152028	C	**10 542.–**
3602-5.5	DN 65	5.50	143	4152029	C	**8 591.–**
3602-7.5	DN 65	7.50	147	4152030	C	**13 016.–**
3604	DN 65	11.00	247	4166253	C	**14 556.–**
3605	DN 65	15.00	289	4166254	C	**17 228.–**

Price group: PG6

Ordering information PN 16

MEI ≥ 0.70; materials: Hydraulics 1.4404 (AISI 316L), pump housing 1.4409 (AISI 316L), gasket type: FKM

Helix VE	Pressure port	Rated power	Gross weight, approx.	Art. no. Cartridge mechanical seal			Art. no. Standard mechanical seal		
Type		P_2 kW	m kg			EUR			EUR
3602-5.5 FF240	DN 65	5.50	135	–	A	✆	4183460	C	**6 721.–**
3602-7,5 FF240	DN 65	7.50	139	–	A	✆	4183461	C	**7 513.–**
3604	DN 65	11.00	269	4183462	C	**10 556.–**	–	A	✆
3605	DN 65	15.00	279	4183463	C	**12 135.–**	–	A	✆

= ready for delivery, L = supply availability, C = approx. 2 weeks, K = approx. 4 weeks, A = on request, ✆ = please contact Wilo

Subject to change – all prices do not include VAT. Our General Terms of Delivery and Service apply (see www.wilo.com/legal) – valid from 01/01/2019 in Germany.

Price group: PG6

Ordering information PN 16

MEI ≥ 0.70; materials: Hydraulics 1.4307 (AISI 304L), pump housing 1.4301 (AISI 304), gasket type: EPDM

Helix VE	Pressure port	Rated power	Gross weight, approx.	Art. no. Cartridge mechanical seal		
Type		P_2 kW	m kg			EUR
5201	DN 80	5.50	168	4198868	C	**6 779.–**
5202	DN 80	7.50	172	4198869	C	**8 143.–**
5203	DN 80	11.00	261	4198870	C	**11 494.–**
5204	DN 80	15.00	272	4198871	C	**13 796.–**
5205	DN 80	18.50	272	4198872	C	**14 845.–**

Price group: PG6

Ordering information PN 16

MEI ≥ 0.70; materials: Hydraulics 1.4404 (AISI 316L), pump housing 1.4404 (AISI 316L), gasket type: FKM

Helix VE	Pressure port	Rated power	Gross weight, approx.	Art. no. Cartridge mechanical seal		
Type		P_2 kW	m kg			EUR
5201	DN 80	5.50	151	4152064	C	**12 288.–**
5202	DN 80	7.50	161	4152065	C	**13 654.–**
5203	DN 80	11.00	258	4166259	C	**14 460.–**
5204	DN 80	15.00	301	4166260	C	**17 248.–**
5205	DN 80	18.50	347	4166261	C	**18 378.–**

Price group: PG6

Ordering information PN 16

MEI ≥ 0.50; materials: Monobloc pump housing EN-GJL-250 cataphoretic-coated, hydraulics 1.4307 (AISI 304L)

Helix VE	Pressure port	Rated power	Gross weight, approx.	Art. no. Cartridge mechanical seal			Art. no. Standard mechanical seal		
Type		P_2 kW	m kg			EUR			EUR
5202	DN 80	7.50	153	–	A	✆	4183468	C	**7 630.–**
5203	DN 80	11.00	275	4183469	C	**10 749.–**	–	A	✆
5204	DN 80	15.00	318	4183470	C	**12 821.–**	–	A	✆
5205	DN 80	18.50	344	4183471	C	**13 664.–**	–	A	✆

Price group: PG6

Ordering information PN 25

MEI ≥ 0.70; materials: Hydraulics 1.4307 (AISI 304L), pump housing 1.4301 (AISI 304), gasket type: EPDM

Helix VE	Pressure port	Rated power	Gross weight, approx.	Art. no. Cartridge mechanical seal		
Type		P_2 kW	m kg			EUR
208 M2	G 1½	1.10	41.1	4204030	C	**2 752.–**
208 M13	G 1½	1.10	41.1	4204029	C	**2 752.–**
405 M2	G 1½	1.10	38.2	4204034	C	**2 483.–**
405 M13	G 1½	1.10	38.2	4204033	C	**2 483.–**

= ready for delivery, L = supply availability, C = approx. 2 weeks, K = approx. 4 weeks, A = on request, ✆ = please contact Wilo
Subject to change – all prices do not include VAT. Our General Terms of Delivery and Service apply (see www.wilo.com/legal) – valid from 01/01/2019 in Germany.

Price group: PG6

Ordering information PN 25

MEI ≥ 0.70; materials: Hydraulics 1.4307 (AISI 304L), pump housing 1.4301 (AISI 304), gasket type: EPDM

Helix VE	Pressure port	Rated power	Gross weight, approx.	Art. no. Cartridge mechanical seal		
Type		P_2 kW	m kg			EUR
208	G 1½	1.10	43.2	4164493	C	**2 997.–**
211	G 1½	1.50	61.4	4171756	C	**4 229.–**
216	DN 25	2.20	53.5	4164494	C	**4 659.–**
220	DN 25	3.00	78.6	4171758	C	**5 088.–**
222	DN 25	4.00	87.8	4164496	C	**5 194.–**

Price group: PG6

Ordering information PN 25

MEI ≥ 0.70; materials: Hydraulics 1.4404 (AISI 316L), pump housing 1.4409 (AISI 316L), gasket type: FKM

Helix VE	Pressure port	Rated power	Gross weight, approx.	Art. no. Cartridge mechanical seal		
Type		P_2 kW	m kg			EUR
204	DN 25	0.55	37.8	4171740	C	**3 092.–**
206	DN 25	0.75	40.9	4171746	C	**3 287.–**
208	DN 25	1.10	43.2	4164492	C	**3 429.–**
211	DN 25	1.50	61.4	4171753	C	**4 617.–**
216	DN 25	2.20	53.5	4164495	C	**5 073.–**
220	DN 25	3.00	78.6	4171759	C	**5 581.–**
222	DN 25	4.00	87.8	4164497	C	**5 835.–**

Price group: PG6

Ordering information PN 25

MEI ≥ 0.70; materials: Hydraulics 1.4307 (AISI 304L), pump housing 1.4301 (AISI 304), gasket type: EPDM

Helix VE	Pressure port	Rated power	Gross weight, approx.	Art. no. Cartridge mechanical seal		
Type		P_2 kW	m kg			EUR
407	G 1½	1.50	59.4	4171732	C	**3 767.–**
410	G 1½	2.20	50.5	4164479	C	**4 194.–**
413	DN 25	3.00	72.5	4171734	C	**4 379.–**
418	DN 25	4.00	85.4	4164480	C	**5 698.–**

Price group: PG6

Ordering information PN 25

MEI ≥ 0.70; materials: Hydraulics 1.4404 (AISI 316L), pump housing 1.4409 (AISI 316L), gasket type: FKM

Helix VE	Pressure port	Rated power	Gross weight, approx.	Art. no. Cartridge mechanical seal		
Type		P_2 kW	m kg			EUR
403	DN 25	0.55	32.6	4171704	C	**2 972.–**
404	DN 25	0.75	39.9	4171714	C	**3 142.–**
405	DN 25	1.10	41.7	4164475	C	**3 240.–**
407	DN 25	1.50	59.4	4171725	C	**4 039.–**
410	DN 25	2.20	50.5	4164477	C	**4 591.–**
413	DN 25	3.00	72.5	4171735	C	**4 857.–**
418	DN 25	4.00	85.4	4164481	C	**6 239.–**

= ready for delivery, L = supply availability, C = approx. 2 weeks, K = approx. 4 weeks, A = on request, = please contact Wilo
Subject to change – all prices do not include VAT. Our General Terms of Delivery and Service apply (see www.wilo.com/legal) – valid from 01/01/2019 in Germany.

Price group: PG6

Ordering information PN 25

MEI ≥ 0.70; materials: Hydraulics 1.4404 (AISI 316L), pump housing 1.4409 (AISI 316L), gasket type: FKM

Helix VE	Pressure port	Rated power	Gross weight, approx.	Art. no. Cartridge mechanical seal		
Type		P_2 kW	m kg			EUR
606	G 1¼	2.20	51	4161427	C	**3 907.–**
608	G 1¼	3.00	72.6	4171700	C	**4 719.–**
611	G 1¼	4.00	86.3	4161429	C	**5 001.–**
615	DN 32	5.50	150.6	4161430	C	**6 776.–**
619	DN 32	7.50	156	4161431	C	**7 560.–**

Price group: PG6

Ordering information PN 25

MEI ≥ 0.70; materials: Hydraulics 1.4404 (AISI 316L), pump housing 1.4409 (AISI 316L), gasket type: FKM

Helix VE	Pressure port	Rated power	Gross weight, approx.	Art. no. Cartridge mechanical seal		
Type		P_2 kW	m kg			EUR
601	DN 32	0.55	31.5	4171662	C	**3 022.–**
602	DN 32	0.75	38.9	4171672	C	**3 022.–**
603	DN 32	1.10	40.5	4161432	C	**3 073.–**
604	DN 32	1.50	57.9	4171682	C	**4 239.–**
606	DN 32	2.20	51	4161433	C	**4 376.–**
608	DN 32	3.00	72.6	4171693	C	**4 871.–**
611	DN 32	4.00	86.3	4161434	C	**5 449.–**
615	DN 32	5.50	150.6	4161435	C	**7 898.–**
619	DN 32	7.50	156	4161436	C	**8 845.–**

Price group: PG6

Ordering information PN 25

MEI ≥ 0.70; materials: Hydraulics 1.4307 (AISI 304L), pump housing 1.4301 (AISI 304), gasket type: EPDM

Helix VE	Pressure port	Rated power	Gross weight, approx.	Art. no. Cartridge mechanical seal		
Type		P_2 kW	m kg			EUR
1005	G ½	3.00	72.4	4171658	C	**4 791.–**
1006	G ½	4.00	82	4161309	C	**4 947.–**
1009	G ½	5.50	121.1	4161312	C	**7 392.–**
1012	DN 40	7.50	126.3	4161314	C	**8 294.–**

Price group: PG6

Ordering information PN 25

MEI ≥ 0.70; materials: Hydraulics 1.4404 (AISI 316L), pump housing 1.4409 (AISI 316L), gasket type: FKM

Helix VE	Pressure port	Rated power	Gross weight, approx.	Art. no. Cartridge mechanical seal		
Type		P_2 kW	m kg			EUR
1001	DN 40	0.75	37.8	4171630	C	**3 433.–**
1002	DN 40	1.10	39.8	4161316	C	**3 550.–**
1003	DN 40	1.50	61.5	4171640	C	**4 113.–**
1004	DN 40	2.20	52.5	4161317	C	**4 204.–**
1005	DN 40	3.00	72.4	4171651	C	**5 082.–**

= ready for delivery, L = supply availability, C = approx. 2 weeks, K = approx. 4 weeks, A = on request, = please contact Wilo
Subject to change – all prices do not include VAT. Our General Terms of Delivery and Service apply (see www.wilo.com/legal) – valid from 01/01/2019 in Germany.

Price group: PG6

Ordering information PN 25

MEI ≥ 0.70; materials: Hydraulics 1.4404 (AISI 316L), pump housing 1.4409 (AISI 316L), gasket type: FKM

Helix VE	Pressure port	Rated power	Gross weight, approx.	Art. no. Cartridge mechanical seal		
Type		P_2 kW	m kg			EUR
1006	DN 40	4.00	82	4161318	C	**5 225.–**
1009	DN 40	5.50	121.1	4161319	C	**7 679.–**
1012	DN 40	7.50	126.3	4161320	C	**8 690.–**

Price group: PG6

Ordering information PN 25

MEI ≥ 0.50; materials: Hydraulics 1.4307 (AISI 304L), pump housing 1.4301 (AISI 304), gasket type: EPDM

Helix VE	Pressure port	Rated power	Gross weight, approx.	Art. no. Cartridge mechanical seal		
Type		P_2 kW	m kg			EUR
1603–4.0	G 2	4.00	78.6	4148087	C	**4 131.–**
1605	G 2	5.50	117.7	4141466	C	**6 859.–**
1606	G 2	7.50	121.1	4141467	C	**7 522.–**

Price group: PG6

Ordering information PN 25

MEI ≥ 0.50; materials: Hydraulics 1.4404 (AISI 316L), pump housing 1.4409 (AISI 316L), gasket type: FKM

Helix VE	Pressure port	Rated power	Gross weight, approx.	Art. no. Cartridge mechanical seal		
Type		P_2 kW	m kg			EUR
1602	DN 50	2.20	49.8	4152100	C	**3 999.–**
1603–3.0	DN 50	3.00	70.5	4171620	C	**4 185.–**
1603–4.0	DN 50	4.00	78.6	4152101	C	**4 132.–**
1605	DN 50	5.50	117.7	4152102	C	**8 277.–**
1606	DN 50	7.50	121.1	4152103	C	**8 836.–**

Price group: PG6

Ordering information PN 25

MEI ≥ 0.70; materials: Hydraulics 1.4307 (AISI 304L), pump housing 1.4301 (AISI 304), gasket type: EPDM

Helix VE	Pressure port	Rated power	Gross weight, approx.	Art. no. Cartridge mechanical seal		
Type		P_2 kW	m kg			EUR
2205	DN 50	11.00	254	4198856	C	**10 699.–**
2207	DN 50	15.00	263	4198857	C	**13 469.–**
2208	DN 50	18.50	277	4198858	C	**13 613.–**
2209	DN 50	22.00	318	4198859	C	**16 160.–**

= ready for delivery, L = supply availability, C = approx. 2 weeks, K = approx. 4 weeks, A = on request, = please contact Wilo
Subject to change – all prices do not include VAT. Our General Terms of Delivery and Service apply (see www.wilo.com/legal) – valid from 01/01/2019 in Germany.

Price group: PG6

Ordering information PN 25

MEI ≥ 0.70; materials: Hydraulics 1.4404 (AISI 316L), pump housing 1.4404 (AISI 316L), gasket type: FKM

Helix VE	Pressure port	Rated power	Gross weight, approx.	Art. no. Cartridge mechanical seal		
Type		P_2 kW	m kg			EUR
2203	DN 50	5.50	136	4140699	C	**8 295.–**
2204	DN 50	7.50	143	4140700	C	**8 831.–**
2205	DN 50	11.00	234	4166210	C	**14 172.–**
2207	DN 50	15.00	270	4166204	C	**17 599.–**
2208	DN 50	18.50	280	4166205	C	**16 965.–**
2209	DN 50	22.00	321	4166206	C	**19 499.–**

Price group: PG6

Ordering information PN 25

MEI ≥ 0.70; materials: Hydraulics 1.4307 (AISI 304L), pump housing 1.4301 (AISI 304), gasket type: EPDM

Helix VE	Pressure port	Rated power	Gross weight, approx.	Art. no. Cartridge mechanical seal		
Type		P_2 kW	m kg			EUR
3605	DN 65	15.00	268	4198865	C	**13 030.–**
3607	DN 65	18.50	286	4198866	C	**15 633.–**
3608	DN 65	22.00	328	4198867	C	**17 633.–**

Price group: PG6

Ordering information PN 25

MEI ≥ 0.70; materials: Hydraulics 1.4404 (AISI 316L), pump housing 1.4404 (AISI 316L), gasket type: FKM

Helix VE	Pressure port	Rated power	Gross weight, approx.	Art. no. Cartridge mechanical seal		
Type		P_2 kW	m kg			EUR
3604	DN 65	11.00	247	4166255	C	**14 615.–**
3605	DN 65	15.00	289	4166256	C	**17 296.–**
3607	DN 65	18.50	335	4166257	C	**19 490.–**
3608	DN 65	22.00	347	4166258	C	**21 794.–**

Price group: PG6

Ordering information PN 25

MEI ≥ 0.70; materials: Hydraulics 1.4307 (AISI 304L), pump housing 1.4301 (AISI 304), gasket type: EPDM

Helix VE	Pressure port	Rated power	Gross weight, approx.	Art. no. Cartridge mechanical seal		
Type		P_2 kW	m kg			EUR
5205	DN 80	18.50	272	4198873	C	**14 887.–**
5206	DN 80	22.00	329	4198874	C	**17 304.–**

= ready for delivery, L = supply availability, C = approx. 2 weeks, K = approx. 4 weeks, A = on request, = please contact Wilo
Subject to change – all prices do not include VAT. Our General Terms of Delivery and Service apply (see www.wilo.com/legal) – valid from 01/01/2019 in Germany.

Price group: PG6

Ordering information PN 25

MEI ≥ 0.70; materials: Hydraulics 1.4404 (AISI 316L), pump housing 1.4404 (AISI 316L), gasket type: FKM

Helix VE	Pressure port	Rated power	Gross weight, approx.	Art. no. Cartridge mechanical seal		
Type		P_2 kW	m kg			EUR
5203	DN 80	11.00	258	4166262	C	**14 639.–**
5204	DN 80	15.00	301	4166263	C	**17 403.–**
5205	DN 80	18.50	347	4166264	C	**18 538.–**
5206	DN 80	22.00	353	4166265	C	**20 286.–**

= ready for delivery, L = supply availability, C = approx. 2 weeks, K = approx. 4 weeks, A = on request, = please contact Wilo
Subject to change – all prices do not include VAT. Our General Terms of Delivery and Service apply (see www.wilo.com/legal) – valid from 01/01/2019 in Germany.



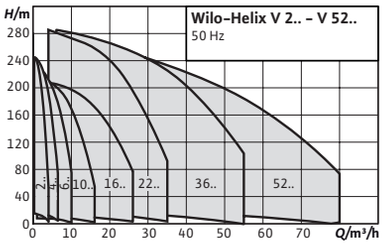

Accessories	Page
Accessories	297

Wilo-Helix V

Design type
Non-self-priming, high-efficiency multistage high-pressure centrifugal pump in vertical design with in-line connections

Application
- → Water supply and pressure boosting
- → Industrial circulation systems
- → Process water
- → Closed cooling circuits
- → Fire extinguishing systems
- → Washing systems
- → Irrigation

Scope of delivery
- → Helix V high-pressure multistage centrifugal pump
- → Installation and operating instructions
- → Helix V 2 – 16 (version PN16 with oval flanges): counter flanges made of stainless steel with the corresponding screws, nuts and gaskets

General notes – ErP (Ecodesign) Directive
Reference value MEI for water pumps with the best efficiency is ≥ 0.70. The following pages list the respective nominal flow rate within the series. For more detailed information on the MEI values of the individual pump types, see: Wilo Online Catalogue, available at www.wilo.com

Special features/product advantages
- → Efficiency-optimised, laser-welded 2D/3D hydraulics, flow and degassing optimised
- → Corrosion-resistant impellers, guide vanes and stage housings
- → Flow and NPSH-optimised pump housing
- → Maintenance-friendly design with particularly robust coupling guard
- → Drinking water approval for pumps with parts that come in contact with the fluid made of stainless steel (EPDM version)

Mains connection
3~400 V, 50 Hz

Water supply

Wilo-Helix V		
Type	**Description**	
		EUR
X-Care pump monitoring	Additional module with sensors for monitoring the pump. The supplied signals are transferred to the building automation system in order to permit targeted control of the pump (dry-running protection, pump monitoring) special version for all types of series Helix V on request.	✆

🚚 = ready for delivery, L = supply availability, C = approx. 2 weeks, K = approx. 4 weeks, A = on request, ✆ = please contact Wilo
Subject to change – all prices do not include VAT. Our General Terms of Delivery and Service apply (see www.wilo.com/legal) – valid from 01/01/2019 in Germany.

Price group: PG6

Ordering information PN 16

MEI ≥ 0.70; materials: Hydraulics 1.4307 (AISI 304L), pump housing 1.4301 (AISI 304), gasket type: EPDM

Helix V	Pressure port	Gross weight, approx.	Rated power	Art. no. Cartridge mechanical seal			Art. no. Standard mechanical seal		
Type		m kg	P_2 kW			EUR			EUR
202	G 1½	26	0.37	4161704	C	**956.–**	4201337	L	**787.–**
203	G 1½	27	0.37	4161705	C	**1 001.–**	4201339	L	**833.–**
204	G 1½	27	0.37	4161706	C	**1 097.–**	4201341	L	**929.–**
205	G 1½	32	0.55	4161707	C	**1 145.–**	4201343	C	**975.–**
206	G 1½	32	0.55	4161708	C	**1 224.–**	4201345	C	**1 055.–**
207	G 1½	33	0.55	4161709	C	**1 277.–**	4201347	C	**1 109.–**
208	G 1½	38	0.75	4161710	C	**1 383.–**	4201349	C	**1 214.–**
209	G 1½	38	0.75	4161711	C	**1 440.–**	4201351	C	**1 271.–**
210	G 1½	39	0.75	4161713	C	**1 545.–**	4201353	C	**1 377.–**
211	G 1½	41	1.10	4161715	C	**1 554.–**	4201355	C	**1 385.–**
212	G 1½	44	1.10	4161717	C	**1 664.–**	4201357	C	**1 496.–**
213	G 1½	45	1.10	4161719	C	**1 775.–**	4201359	C	**1 606.–**
214	G 1½	45	1.10	4161721	C	**1 881.–**	4201360	C	**1 713.–**
216	G 1½	50	1.50	4161723	C	**1 985.–**	4201361	C	**1 816.–**
218	G 1½	51	1.50	4161725	C	**2 323.–**	4201362	C	**2 154.–**
220	G 1½	67	2.20	4161727	C	**2 483.–**	4201363	C	**2 315.–**

Price group: PG6

Ordering information PN 16

MEI ≥ 0.70; materials: Hydraulics 1.4307 (AISI 304L), pump housing 1.4301 (AISI 304), gasket type: EPDM

Helix V	Pressure port	Gross weight, approx.	Rated power	Art. no. Cartridge mechanical seal			Art. no. Standard mechanical seal		
Type		m kg	P_2 kW			EUR			EUR
402	G 1½	26	0.37	4160518	C	**1 062.–**	4201364	L	**893.–**
403	G 1½	26	0.37	4160519	C	**1 114.–**	4201366	L	**945.–**
404	G 1½	28	0.55	4160520	C	**1 219.–**	4201369	L	**1 051.–**
405	G 1½	35	0.75	4160521	C	**1 277.–**	4201372	L	**1 109.–**
406	G 1½	36	0.75	4160522	C	**1 403.–**	4201374	C	**1 234.–**
407	G 1½	38	1.10	4160523	C	**1 453.–**	4201377	C	**1 285.–**
408	G 1½	38	1.10	4193858	C	**1 588.–**	4201380	C	**1 420.–**
409	G 1½	39	1.10	4160526	C	**1 644.–**	4201382	C	**1 475.–**
410	G 1½	44	1.50	4160528	C	**1 746.–**	4201385	C	**1 578.–**
411	G 1½	44	1.50	4160530	C	**1 862.–**	4201388	C	**1 694.–**
412	G 1½	47	1.50	4160532	C	**1 980.–**	4201390	C	**1 812.–**
413	G 1½	50	2.20	4160534	C	**2 084.–**	4201392	C	**1 915.–**
414	G 1½	50	2.20	4160536	C	**2 153.–**	4201393	C	**1 985.–**
416	G 1½	51	2.20	4160538	C	**2 260.–**	4201395	C	**2 091.–**
418	G 1½	52	2.20	4160540	C	**2 363.–**	4201397	C	**2 194.–**
420	G 1½	76	3.00	4160542	C	**2 470.–**	4201399	C	**2 301.–**

= ready for delivery, L = supply availability, C = approx. 2 weeks, K = approx. 4 weeks, A = on request, = please contact Wilo
Subject to change – all prices do not include VAT. Our General Terms of Delivery and Service apply (see www.wilo.com/legal) – valid from 01/01/2019 in Germany.

Price group: PG6

Ordering information PN 16

MEI ≥ 0.70; materials: Hydraulics 1.4307 (AISI 304L), pump housing 1.4301 (AISI 304), gasket type: EPDM

Helix V	Pressure port	Gross weight, approx.	Rated power	Art. no. Cartridge mechanical seal			Art. no. Standard mechanical seal		
Type		*m* kg	P_2 kW			EUR			EUR
601	G 1¼	26	0.37	4156030	C	**1 163.–**	–	A	✆
602	G 1¼	28	0.55	4156031	C	**1 201.–**	4201400	C	**1 032.–**
603	G 1¼	29	0.55	4156032	C	**1 252.–**	4201402	L	**1 084.–**
604	G 1¼	34	0.75	4156033	C	**1 388.–**	4201405	L	**1 219.–**
605	G 1¼	39	1.10	4156034	C	**1 494.–**	4201408	L	**1 325.–**
606	G 1¼	40	1.10	4156035	C	**1 548.–**	4201411	C	**1 380.–**
607	G 1¼	45	1.50	4156036	C	**1 788.–**	4201414	L	**1 619.–**
608	G 1¼	48	1.50	4156038	C	**2 013.–**	4201417	L	**1 843.–**
609	G 1¼	51	2.20	4156040	C	**2 063.–**	4201420	L	**1 894.–**
610	G 1¼	51	2.20	4156042	C	**2 119.–**	4201423	L	**1 950.–**
611	G 1¼	53	2.20	4156044	C	**2 169.–**	4201426	C	**2 000.–**
612	G 1¼	77	3.00	4156046	C	**2 273.–**	4201428	C	**2 105.–**
613	G 1¼	78	3.00	4156048	C	**2 398.–**	4201430	C	**2 229.–**
614	G 1¼	78	3.00	4156050	C	**2 522.–**	4201432	C	**2 354.–**
615	G 1¼	80	3.00	4156052	C	**2 627.–**	4201434	C	**2 458.–**
616	G 1¼	77	4.00	4156054	C	**2 709.–**	4201436	C	**2 540.–**

Price group: PG6

Ordering information PN 16

MEI ≥ 0.70; materials: Hydraulics 1.4307 (AISI 304L), pump housing 1.4301 (AISI 304), gasket type: EPDM

Helix V	Pressure port	Gross weight, approx.	Rated power	Art. no. Cartridge mechanical seal			Art. no. Standard mechanical seal		
Type		*m* kg	P_2 kW			EUR			EUR
1001	G ½	30	0.55	4150540	C	**1 256.–**	–	A	✆
1002	G ½	35	0.75	4150541	C	**1 342.–**	4201281	C	**1 173.–**
1003	G ½	40	1.10	4150542	C	**1 441.–**	4201284	L	**1 272.–**
1004	G ½	46	1.50	4150543	C	**1 613.–**	4201287	L	**1 444.–**
1005	G ½	48	2.20	4150544	C	**1 818.–**	4201290	L	**1 650.–**
1006	G ½	49	2.20	4150546	C	**1 920.–**	4201293	L	**1 752.–**
1007	G ½	60	3.00	4150548	C	**2 229.–**	4201296	L	**2 061.–**
1008	G ½	61	3.00	4150550	C	**2 329.–**	4201299	L	**2 161.–**
1009	G ½	72	4.00	4150552	C	**2 526.–**	4201302	L	**2 358.–**
1010	G ½	76	4.00	4150554	C	**2 651.–**	4201304	L	**2 482.–**
1011	G ½	77	4.00	4150556	C	**2 843.–**	4201306	C	**2 673.–**
1012	G ½	90	5.50	4150558	C	**3 261.–**	4201308	C	**3 092.–**
1013	G ½	91	5.50	4150560	C	**3 751.–**	4201310	C	**3 583.–**

Water supply

= ready for delivery, L = supply availability, C = approx. 2 weeks, K = approx. 4 weeks, A = on request, ✆ = please contact Wilo
Subject to change – all prices do not include VAT. Our General Terms of Delivery and Service apply (see www.wilo.com/legal) – valid from 01/01/2019 in Germany.

Price group: PG6

Ordering information PN 16

MEI ≥ 0.50; materials: Hydraulics 1.4307 (AISI 304L), pump housing 1.4301 (AISI 304), gasket type: EPDM

Helix V	Pressure port	Gross weight, approx.	Rated power	Art. no. Cartridge mechanical seal			Art. no. Standard mechanical seal		
Type		m kg	P_2 kW			EUR			EUR
1601	G 2	41	0.75	4141144	C	**1 253.–**	–	A	✆
1602	G 2	47	1.50	4141145	C	**1 559.–**	4201313	C	**1 390.–**
1603	G 2	49	2.20	4141146	L	**1 636.–**	4201316	L	**1 467.–**
1604	G 2	60	3.00	4141147	L	**1 969.–**	4201321	L	**1 800.–**
1605	G 2	61	4.00	4141148	L	**2 255.–**	4201325	L	**2 086.–**
1606	G 2	72	4.00	4141150	L	**2 535.–**	4201328	L	**2 366.–**
1607	G 2	86	5.50	4141152	L	**2 896.–**	4201331	L	**2 727.–**
1608	G 2	90	5.50	4141154	C	**3 176.–**	4201334	C	**3 007.–**
1609 FF240	G 2	100	7.50	4182514	C	**3 493.–**	–	A	✆
1610 FF240	G 2	102	7.50	4182515	C	**3 840.–**	–	A	✆
1611 FF240	G 2	103	7.50	4182516	C	**4 435.–**	–	A	✆

Price group: PG6

Ordering information PN 16

MEI ≥ 0.70; materials: Hydraulics 1.4307 (AISI 304L), pump housing 1.4301 (AISI 304), gasket type: EPDM

Helix V	Pressure port	Gross weight, approx.	Rated power	Art. no. Cartridge mechanical seal		
Type		m kg	P_2 kW			EUR
2201	DN 50	74	1.50	4198455	C	**1 858.–**
2202	DN 50	83	3.00	4198456	C	**2 484.–**
2203	DN 50	88	4.00	4198457	C	**3 168.–**
2204	DN 50	100	5.50	4198458	C	**3 233.–**
2205	DN 50	132	7.50	4198459	C	**3 578.–**
2206	DN 50	134	7.50	4198460	C	**3 892.–**
2207	DN 50	136	9.00	4198461	C	**4 417.–**
2208	DN 50	141	11.00	4198462	C	**5 144.–**

Price group: PG6

Ordering information PN 16

MEI ≥ 0.70; materials: Hydraulics 1.4404 (AISI 316L), pump housing 1.4409 (AISI 316L), gasket type: FKM

Helix V	Pressure port	Gross weight, approx.	Rated power	Art. no. Cartridge mechanical seal		
Type		m kg	P_2 kW			EUR
2201	DN 50	77	1.50	4139774	C	**2 422.–**
2202	DN 50	92	3.00	4139775	C	**2 968.–**
2203	DN 50	95	4.00	4139776	C	**3 333.–**
2204	DN 50	110	5.50	4139777	C	**4 201.–**
2205	DN 50	124	7.50	4139779	C	**4 648.–**
2206	DN 50	126	7.50	4139781	C	**5 061.–**
2207	DN 50	144	9.00	4139783	C	**5 742.–**
2208	DN 50	162	11.00	4139785	C	**6 689.–**

🚚 = ready for delivery, L = supply availability, C = approx. 2 weeks, K = approx. 4 weeks, A = on request, ✆ = please contact Wilo
Subject to change – all prices do not include VAT. Our General Terms of Delivery and Service apply (see www.wilo.com/legal) – valid from 01/01/2019 in Germany.

Price group: PG6

Ordering information PN 16

MEI ≥ 0.50; materials: Monobloc pump housing EN-GJL-250 cataphoretic-coated, hydraulics 1.4307 (AISI 304L)

Helix V	Pressure port	Gross weight, approx.	Rated power	Art. no. Standard mechanical seal		
Type		*m* kg	P_2 kW			EUR
2202	DN 50	78	3.00	4183363	C	**2 237.–**
2203	DN 50	81	4.00	4183364	C	**2 854.–**
2204	DN 50	93	5.50	4183365	C	**2 909.–**
2205	DN 50	105	7.50	4183366	C	**3 218.–**
2206	DN 50	106	7.50	4183367	C	**3 502.–**
2207	DN 50	127	9.00	4183368	C	**3 977.–**
2208	DN 50	131	11.00	4183369	C	**4 629.–**

Price group: PG6

Ordering information PN 16

MEI ≥ 0.70; materials: Hydraulics 1.4307 (AISI 304L), pump housing 1.4301 (AISI 304), gasket type: EPDM

Helix V	Pressure port	Gross weight, approx.	Rated power	Art. no. Cartridge mechanical seal		
Type		*m* kg	P_2 kW			EUR
3601	DN 65	91	3.00	4198470	C	**2 455.–**
3601/1	DN 65	80	2.20	4198469	C	**2 230.–**
3602	DN 65	105	5.50	4198473	C	**3 760.–**
3602/1	DN 65	105	5.50	4198472	C	**2 893.–**
3602/2	DN 65	96	4.00	4198471	C	**2 632.–**
3603	DN 65	143	9.00	4198476	C	**5 087.–**
3603/1	DN 65	143	7.50	4198475	C	**4 281.–**
3603/2	DN 65	143	7.50	4198474	C	**4 487.–**
3604	DN 65	149	11.00	4198478	C	**6 074.–**
3604/2	DN 65	149	11.00	4198477	C	**5 770.–**
3605	DN 65	210	15.00	4198480	C	**6 864.–**
3605/2	DN 65	210	15.00	4198479	C	**6 644.–**
3606	DN 65	223	18.50	4198483	C	**8 823.–**
3606/2	DN 65	212	15.00	4198481	C	**7 663.–**

Price group: PG6

Ordering information PN 16

MEI ≥ 0.70; materials: Hydraulics 1.4404 (AISI 316L), pump housing 1.4409 (AISI 316L), gasket type: FKM

Helix V	Pressure port	Gross weight, approx.	Rated power	Art. no.			Art. no. Cartridge mechanical seal		
Type		*m* kg	P_2 kW			EUR			EUR
3601	DN 65	100	3.00	4155388	A	✆	4150745	C	**3 460.–**
3601/1	DN 65	87	2.20	4155387	A	✆	4150744	C	**3 312.–**
3602	DN 65	115	5.50	4155391	A	✆	4150748	C	**4 890.–**
3602/1	DN 65	115	5.50	4155390	A	✆	4150747	C	**4 739.–**
3602/2	DN 65	104	4.00	4155389	A	✆	4150746	C	**3 762.–**
3603	DN 65	151	9.00	–	A	✆	4150753	C	**6 616.–**
3603/1	DN 65	135	7.50	–	A	✆	4150751	C	**6 042.–**
3603/2	DN 65	135	7.50	–	A	✆	4150749	C	**5 566.–**
3604	DN 65	171	11.00	–	A	✆	4150757	C	**7 896.–**

= ready for delivery, L = supply availability, C = approx. 2 weeks, K = approx. 4 weeks, A = on request, ✆ = please contact Wilo

Subject to change – all prices do not include VAT. Our General Terms of Delivery and Service apply (see www.wilo.com/legal) – valid from 01/01/2019 in Germany.

Price group: PG6

Ordering information PN 16

MEI ≥ 0.70; materials: Hydraulics 1.4404 (AISI 316L), pump housing 1.4409 (AISI 316L), gasket type: FKM

Helix V	Pressure port	Gross weight, approx.	Rated power	Art. no.			Art. no. Cartridge mechanical seal		
Type		m kg	P_2 kW			EUR			EUR
3604/2	DN 65	171	11.00	–	A	✆	4150755	C	**7 497.–**
3605	DN 65	224	15.00	–	A	✆	4150761	C	**9 070.–**
3605/2	DN 65	224	15.00	–	A	✆	4150759	C	**8 640.–**
3606	DN 65	260	18.50	–	A	✆	4150765	C	**11 473.–**
3606/2	DN 65	256	15.00	–	A	✆	4150763	C	**9 962.–**

Price group: PG6

Ordering information PN 16

MEI ≥ 0.50; materials: Monobloc pump housing EN-GJL-250 cataphoretic-coated, hydraulics 1.4307 (AISI 304L)

Helix V	Pressure port	Gross weight, approx.	Rated power	Art. no. Cartridge mechanical seal			Art. no. Standard mechanical seal		
Type		m kg	P_2 kW			EUR			EUR
3602	DN 65	91	5.50	–	A	✆	4183403	C	**3 382.–**
3602/2	DN 65	85	4.00	–	A	✆	4183402	C	**2 368.–**
3603	DN 65	124	9.00	–	A	✆	4183405	C	**4 579.–**
3603/1	DN 65	108	7.50	–	A	✆	4183404	C	**3 852.–**
3604	DN 65	136	11.00	–	A	✆	4183407	C	**5 466.–**
3604/2	DN 65	136	11.00	–	A	✆	4183406	C	**5 191.–**
3605	DN 65	222	15.00	4183409	C	**6 177.–**	–	A	✆
3605/2	DN 65	222	15.00	4183408	C	**5 979.–**	–	A	✆
3606	DN 65	247	18.50	4183411	C	**7 940.–**	–	A	✆
3606/2	DN 65	236	15.00	4183410	C	**6 896.–**	–	A	✆

Price group: PG6

Ordering information PN 16

MEI ≥ 0.70; materials: Hydraulics 1.4307 (AISI 304L), pump housing 1.4301 (AISI 304), gasket type: EPDM

Helix V	Pressure port	Gross weight, approx.	Rated power	Art. no. Cartridge mechanical seal		
Type		m kg	P_2 kW			EUR
5201	DN 80	100	4.00	4198493	C	**2 831.–**
5201/1	DN 80	102	3.00	4198492	C	**2 505.–**
5202	DN 80	149	7.50	4198495	C	**4 186.–**
5202/2	DN 80	115	5.50	4198494	C	**3 868.–**
5203	DN 80	154	11.00	4198497	C	**5 611.–**
5203/2	DN 80	154	11.00	4198496	C	**5 298.–**
5204	DN 80	219	15.00	4198499	C	**7 303.–**
5204/2	DN 80	219	15.00	4198498	C	**6 926.–**
5205	DN 80	261	18.50	4198501	C	**8 806.–**
5205/2	DN 80	261	18.50	4198500	C	**8 405.–**
5206/2	DN 80	263	22.00	4198503	C	**10 742.–**

= ready for delivery, L = supply availability, C = approx. 2 weeks, K = approx. 4 weeks, A = on request, ✆ = please contact Wilo
Subject to change – all prices do not include VAT. Our General Terms of Delivery and Service apply (see www.wilo.com/legal) – valid from 01/01/2019 in Germany.

Price group: PG6

Ordering information PN 16

MEI ≥ 0.70; materials: Hydraulics 1.4404 (AISI 316L), pump housing 1.4409 (AISI 316L), gasket type: FKM

Helix V	Pressure port	Gross weight, approx.	Rated power	Art. no.			Art. no. Cartridge mechanical seal		
Type		m kg	P_2 kW			EUR			EUR
5201	DN 80	107	4.00	–	A	✆	4150901	C	**4 386.–**
5201/1	DN 80	112	3.00	4155467	A	✆	4150900	C	**3 711.–**
5202	DN 80	144	7.50	–	A	✆	4150903	C	**5 736.–**
5202/2	DN 80	131	5.50	–	A	✆	4150902	C	**5 061.–**
5203	DN 80	182	11.00	–	A	✆	4150905	C	**6 860.–**
5203/2	DN 80	182	11.00	–	A	✆	4150904	C	**6 636.–**
5204	DN 80	264	15.00	–	A	✆	4150907	C	**8 211.–**
5204/2	DN 80	264	15.00	–	A	✆	4150906	C	**7 536.–**
5205	DN 80	275	18.50	–	A	✆	4150909	C	**11 539.–**
5205/2	DN 80	275	18.50	–	A	✆	4150908	C	**11 020.–**
5206/2	DN 80	275	22.00	–	A	✆	4150916	C	**14 077.–**

Price group: PG6

Ordering information PN 16

MEI ≥ 0.50; materials: Monobloc pump housing EN-GJL-250 cataphoretic-coated, hydraulics 1.4307 (AISI 304L)

Helix V	Pressure port	Gross weight, approx.	Rated power	Art. no. Cartridge mechanical seal			Art. no. Standard mechanical seal		
Type		m kg	P_2 kW			EUR			EUR
5202	DN 80	115	7.50	–	A	✆	4183429	C	**3 767.–**
5202/2	DN 80	105	5.50	–	A	✆	4183428	C	**3 481.–**
5203	DN 80	139	11.00	–	A	✆	4183431	C	**5 050.–**
5203/2	DN 80	139	11.00	–	A	✆	4183430	C	**4 768.–**
5204	DN 80	242	15.00	4183433	C	**6 572.–**	–	A	✆
5204/2	DN 80	242	15.00	4183432	C	**6 232.–**	–	A	✆
5205	DN 80	257	18.50	4183435	C	**7 925.–**	–	A	✆
5205/2	DN 80	257	18.50	4183434	C	**7 565.–**	–	A	✆
5206/2	DN 80	261	22.00	4183450	C	**9 667.–**	–	A	✆

Price group: PG6

Ordering information PN 25

MEI ≥ 0.70; materials: Hydraulics 1.4307 (AISI 304L), pump housing 1.4301 (AISI 304), gasket type: EPDM

Helix V	Pressure port	Gross weight, approx.	Rated power	Art. no. Cartridge mechanical seal		
Type		m kg	P_2 kW			EUR
209	G 1½	40	0.75	4161712	C	**1 440.–**
210	G 1½	41	0.75	4161714	C	**1 545.–**
211	G 1½	43	1.10	4161716	C	**1 554.–**
212	G 1½	46	1.10	4161718	C	**1 664.–**
213	G 1½	47	1.10	4161720	C	**1 775.–**
214	G 1½	47	1.10	4161722	C	**1 881.–**
216	G 1½	52	1.50	4161724	C	**1 985.–**
218	G 1½	53	1.50	4161726	C	**2 323.–**
220	G 1½	69	2.20	4161728	C	**2 483.–**

= ready for delivery, L = supply availability, C = approx. 2 weeks, K = approx. 4 weeks, A = on request, ✆ = please contact Wilo
Subject to change – all prices do not include VAT. Our General Terms of Delivery and Service apply (see www.wilo.com/legal) – valid from 01/01/2019 in Germany.

Price group: PG6

Ordering information PN 25

MEI ≥ 0.70; materials: Hydraulics 1.4307 (AISI 304L), pump housing 1.4301 (AISI 304), gasket type: EPDM

Helix V	Pressure port	Gross weight, approx.	Rated power	Art. no. Cartridge mechanical seal		
Type		m kg	P_2 kW			EUR
222	DN 25	71	2.20	4161729	C	**2 799.–**
224	DN 25	72	2.20	4161730	C	**2 962.–**
226	DN 25	73	2.20	4161731	C	**2 962.–**
229	DN 25	75	2.20	4161732	C	**3 117.–**
231	DN 25	85	3.00	4161733	C	**3 316.–**
233	DN 25	114	3.00	4161734	C	**3 363.–**

Price group: PG6

Ordering information PN 25

MEI ≥ 0.70; materials: Hydraulics 1.4307 (AISI 304L), pump housing 1.4301 (AISI 304), gasket type: EPDM

Helix V	Pressure port	Gross weight, approx.	Rated power	Art. no. Cartridge mechanical seal		
Type		m kg	P_2 kW			EUR
408	G 1½	41	1.10	4160525	C	**1 588.–**
409	G 1½	41	1.10	4160527	C	**1 644.–**
410	G 1½	46	1.50	4160529	C	**1 746.–**
411	G 1½	46	1.50	4160531	C	**1 862.–**
412	G 1½	49	1.50	4160533	C	**1 980.–**
413	G 1½	52	2.20	4160535	C	**2 084.–**
414	G 1½	52	2.20	4160537	C	**2 153.–**
416	G 1½	53	2.20	4160539	C	**2 260.–**
418	G 1½	54	2.20	4160541	C	**2 470.–**
420	G 1½	78	3.00	4160543	C	**2 574.–**
424	DN 25	80	3.00	4160545	C	**2 816.–**
426	DN 25	75	4.00	4160546	C	**3 147.–**
429	DN 25	76	4.00	4160547	C	**3 257.–**
431	DN 25	108	4.00	4160548	C	**3 296.–**

Price group: PG6

Ordering information PN 25

MEI ≥ 0.70; materials: Hydraulics 1.4307 (AISI 304L), pump housing 1.4301 (AISI 304), gasket type: EPDM

Helix V	Pressure port	Gross weight, approx.	Rated power	Art. no. Cartridge mechanical seal		
Type		m kg	P_2 kW			EUR
607	G 1¼	49	1.50	4156037	C	**1 788.–**
608	G 1¼	50	1.50	4156039	C	**2 013.–**
609	G 1¼	53	2.20	4156041	C	**2 063.–**
610	G 1¼	53	2.20	4156043	C	**2 119.–**
611	G 1¼	68	2.20	4156045	C	**2 169.–**
612	G 1¼	79	3.00	4156047	C	**2 273.–**
613	G 1¼	80	3.00	4156049	C	**2 398.–**
614	G 1¼	80	3.00	4156051	C	**2 522.–**
615	G 1¼	82	3.00	4156053	C	**2 627.–**
616	G 1¼	79	4.00	4156055	C	**2 709.–**

= ready for delivery, L = supply availability, C = approx. 2 weeks, K = approx. 4 weeks, A = on request, = please contact Wilo
Subject to change – all prices do not include VAT. Our General Terms of Delivery and Service apply (see www.wilo.com/legal) – valid from 01/01/2019 in Germany.

Price group: PG6

Ordering information PN 25

MEI ≥ 0.70; materials: Hydraulics 1.4307 (AISI 304L), pump housing 1.4301 (AISI 304), gasket type: EPDM

Helix V	Pressure port	Gross weight, approx.	Rated power	Art. no. Cartridge mechanical seal		
Type		m kg	P_2 kW			EUR
618	DN 32	81	4.00	4156056	C	**2 816.–**
620	DN 32	110	4.00	4156057	C	**2 919.–**
621	DN 32	124	5.50	4156058	C	**3 081.–**
623	DN 32	125	5.50	4156059	C	**3 383.–**
625	DN 32	126	5.50	4156060	C	**3 493.–**
627	DN 32	129	5.50	4156061	C	**3 707.–**

Price group: PG6

Ordering information PN 25

MEI ≥ 0.70; materials: Hydraulics 1.4307 (AISI 304L), pump housing 1.4301 (AISI 304), gasket type: EPDM

Helix V	Pressure port	Gross weight, approx.	Rated power	Art. no. Cartridge mechanical seal		
Type		m kg	P_2 kW			EUR
1005	G ½	48	2.20	4150545	C	**2 051.–**
1006	G ½	49	2.20	4150547	C	**2 159.–**
1007	G ½	60	3.00	4150549	C	**2 481.–**
1008	G ½	61	3.00	4150551	C	**2 589.–**
1009	G ½	72	4.00	4150553	C	**2 794.–**
1010	G ½	76	4.00	4150555	C	**2 924.–**
1011	G ½	77	4.00	4150557	C	**3 125.–**
1012	G ½	90	5.50	4150559	C	**3 474.–**
1013	G ½	91	5.50	4150561	C	**4 058.–**
1015	DN 40	93	5.50	4150563	C	**4 150.–**
1017	DN 40	123	7.50	4150565	C	**4 333.–**
1019	DN 40	125	7.50	4150567	C	**4 586.–**
1021	DN 40	127	7.50	4150569	C	**4 947.–**

Price group: PG6

Ordering information PN 25

MEI ≥ 0.50; materials: Hydraulics 1.4307 (AISI 304L), pump housing 1.4301 (AISI 304), gasket type: EPDM

Helix V	Pressure port	Gross weight, approx.	Rated power	Art. no. Cartridge mechanical seal		
Type		m kg	P_2 kW			EUR
1605	DN 50	61	4.00	4141149	C	**2 449.–**
1606	DN 50	72	4.00	4141151	C	**2 740.–**
1607	DN 50	86	5.50	4141153	C	**3 002.–**
1608	DN 50	90	5.50	4141155	C	**3 288.–**
1609	DN 50	92	7.50	4141157	C	**3 616.–**
1610	DN 50	94	7.50	4141159	C	**3 966.–**
1611	DN 50	95	7.50	4141161	C	**4 570.–**
1612	DN 50	174	9.00	4141162	C	**5 312.–**
1613	DN 50	177	9.00	4141163	C	**5 463.–**
1616	DN 50	175	11.00	4141166	C	**5 714.–**

= ready for delivery, L = supply availability, C = approx. 2 weeks, K = approx. 4 weeks, A = on request, = please contact Wilo
Subject to change – all prices do not include VAT. Our General Terms of Delivery and Service apply (see www.wilo.com/legal) – valid from 01/01/2019 in Germany.

Price group: PG6

Ordering information PN 25

MEI ≥ 0.70; materials: Hydraulics 1.4307 (AISI 304L), pump housing 1.4301 (AISI 304), gasket type: EPDM

Helix V	Pressure port	Gross weight, approx.	Rated power	Art. no. Cartridge mechanical seal		
Type		m kg	P_2 kW			EUR
2208	DN 50	141	11.00	4198463	C	**5 404.–**
2209	DN 50	143	11.00	4198464	C	**5 810.–**
2210	DN 50	231	15.00	4198465	C	**6 871.–**
2211	DN 50	233	15.00	4198466	C	**7 323.–**
2212	DN 50	235	15.00	4198467	C	**7 922.–**
2213	DN 50	248	18.50	4198468	C	**8 496.–**

Price group: PG6

Ordering information PN 25

MEI ≥ 0.70; materials: Hydraulics 1.4307 (AISI 304L), pump housing 1.4301 (AISI 304), gasket type: EPDM

Helix V	Pressure port	Gross weight, approx.	Rated power	Art. no. Cartridge mechanical seal		
Type		m kg	P_2 kW			EUR
3606	DN 65	223	18.50	4198484	C	**8 895.–**
3606/2	DN 65	212	15.00	4198482	C	**7 725.–**
3607	DN 65	253	22.00	4198486	C	**9 575.–**
3607/2	DN 65	253	18.50	4198485	C	**9 158.–**
3608	DN 65	256	22.00	4198488	C	**10 829.–**
3608/2	DN 65	256	22.00	4198487	C	**10 829.–**
3609	DN 65	331	30.00	4198490	C	**12 224.–**
3609/2	DN 65	331	30.00	4198489	C	**11 984.–**
3610/2	DN 65	334	30.00	4198491	C	**13 253.–**

Price group: PG6

Ordering information PN 25

MEI ≥ 0.70; materials: Hydraulics 1.4307 (AISI 304L), pump housing 1.4301 (AISI 304), gasket type: EPDM

Helix V	Pressure port	Gross weight, approx.	Rated power	Art. no. Cartridge mechanical seal		
Type		m kg	P_2 kW			EUR
5205	DN 80	261	18.50	4198502	C	**9 507.–**
5206	DN 80	263	22.00	4198505	C	**10 558.–**
5206/2	DN 80	263	22.00	4198504	C	**10 558.–**
5207	DN 80	341	30.00	4198507	C	**12 020.–**
5207/2	DN 80	341	30.00	4198506	C	**12 020.–**
5208	DN 80	345	30.00	4198509	C	**12 881.–**
5208/2	DN 80	345	30.00	4198508	C	**12 881.–**
5209/2	DN 80	351	37.00	4198510	C	**13 914.–**

= ready for delivery, L = supply availability, C = approx. 2 weeks, K = approx. 4 weeks, A = on request, = please contact Wilo
Subject to change – all prices do not include VAT. Our General Terms of Delivery and Service apply (see www.wilo.com/legal) – valid from 01/01/2019 in Germany.

Price group: PG6

Ordering information PN 25

MEI ≥ 0.70; materials: Hydraulics 1.4404 (AISI 316L), pump housing 1.4409 (AISI 316L), gasket type: FKM

Helix V	Pressure port	Gross weight, approx.	Rated power	Art. no. Cartridge mechanical seal		
Type		m kg	P_2 kW			EUR
202	DN 25	27	0.37	4161735	C	**1 169.–**
203	DN 25	28	0.37	4161736	C	**1 271.–**
204	DN 25	28	0.37	4161737	C	**1 332.–**
205	DN 25	33	0.55	4161738	C	**1 432.–**
206	DN 25	33	0.55	4161739	C	**1 485.–**
207	DN 25	34	0.55	4161740	C	**1 583.–**
208	DN 25	40	0.75	4161741	C	**1 703.–**
209	DN 25	40	0.75	4161742	C	**1 763.–**
210	DN 25	41	0.75	4161743	C	**1 889.–**
211	DN 25	43	1.10	4161744	C	**1 953.–**
212	DN 25	46	1.10	4161745	C	**2 021.–**
213	DN 25	47	1.10	4161746	C	**2 143.–**
214	DN 25	47	1.10	4161747	C	**2 260.–**
216	DN 25	52	1.50	4161748	C	**2 382.–**
218	DN 25	53	1.50	4161749	C	**2 765.–**
220	DN 25	69	2.20	4161750	C	**2 945.–**
222	DN 25	71	2.20	4161751	C	**3 303.–**
224	DN 25	72	2.20	4161752	C	**3 482.–**
226	DN 25	73	2.20	4161753	C	**3 585.–**
229	DN 25	75	2.20	4161754	C	**3 731.–**
231	DN 25	85	3.00	4161755	C	**3 834.–**
233	DN 25	114	3.00	4161756	C	**4 003.–**

Price group: PG6

Ordering information PN 25

MEI ≥ 0.70; materials: Hydraulics 1.4404 (AISI 316L), pump housing 1.4409 (AISI 316L), gasket type: FKM

Helix V	Pressure port	Gross weight, approx.	Rated power	Art. no. Cartridge mechanical seal		
Type		m kg	P_2 kW			EUR
402	DN 25	27	0.37	4160549	C	**1 219.–**
404	DN 25	29	0.55	4160551	C	**1 380.–**
405	DN 25	36	0.75	4160552	C	**1 432.–**
406	DN 25	37	0.75	4160553	C	**1 526.–**
407	DN 25	39	1.10	4160554	C	**1 583.–**
408	DN 25	41	1.10	4160555	C	**1 703.–**
409	DN 25	41	1.10	4160556	C	**1 763.–**
410	DN 25	46	1.50	4160557	C	**1 889.–**
411	DN 25	46	1.50	4160558	C	**1 953.–**
412	DN 25	49	1.50	4160559	C	**2 021.–**
413	DN 25	52	2.20	4160560	C	**2 143.–**
414	DN 25	52	2.20	4160561	C	**2 260.–**
416	DN 25	53	2.20	4160562	C	**2 382.–**
418	DN 25	54	2.20	4160563	C	**2 765.–**
420	DN 25	78	3.00	4160564	C	**2 945.–**

= ready for delivery, L = supply availability, C = approx. 2 weeks, K = approx. 4 weeks, A = on request, = please contact Wilo
Subject to change – all prices do not include VAT. Our General Terms of Delivery and Service apply (see www.wilo.com/legal) – valid from 01/01/2019 in Germany.

Price group: PG6

Ordering information PN 25

MEI ≥ 0.70; materials: Hydraulics 1.4404 (AISI 316L), pump housing 1.4409 (AISI 316L), gasket type: FKM

Helix V	Pressure port	Gross weight, approx.	Rated power	Art. no. Cartridge mechanical seal		
Type		m kg	P_2 kW			EUR
422	DN 25	79	3.00	4160565	C	**3 303.–**
424	DN 25	80	3.00	4160566	C	**3 257.–**
426	DN 25	75	4.00	4160567	C	**3 585.–**
429	DN 25	107	4.00	4160568	C	**3 731.–**
431	DN 25	108	4.00	4160569	C	**3 834.–**

Price group: PG6

Ordering information PN 25

MEI ≥ 0.70; materials: Hydraulics 1.4404 (AISI 316L), pump housing 1.4409 (AISI 316L), gasket type: FKM

Helix V	Pressure port	Gross weight, approx.	Rated power	Art. no. Cartridge mechanical seal		
Type		m kg	P_2 kW			EUR
601	DN 32	27	0.37	4156062	C	**1 329.–**
602	DN 32	29	0.55	4156063	C	**1 379.–**
603	DN 32	32	0.55	4156064	C	**1 505.–**
604	DN 32	38	0.75	4156065	C	**1 596.–**
605	DN 32	40	1.10	4156066	C	**1 661.–**
606	DN 32	41	1.10	4156067	C	**1 814.–**
607	DN 32	49	1.50	4156068	C	**1 977.–**
608	DN 32	50	1.50	4156069	C	**2 103.–**
609	DN 32	53	2.20	4156070	C	**2 300.–**
610	DN 32	53	2.20	4156071	C	**2 459.–**
611	DN 32	68	2.20	4156072	C	**2 605.–**
612	DN 32	79	3.00	4156073	C	**2 712.–**
613	DN 32	80	3.00	4156074	C	**2 867.–**
614	DN 32	80	3.00	4156075	C	**2 886.–**
615	DN 32	82	3.00	4156076	C	**2 975.–**
616	DN 32	79	4.00	4156077	C	**3 249.–**
618	DN 32	81	4.00	4156078	C	**3 382.–**
620	DN 32	110	4.00	4156079	C	**3 548.–**
621	DN 32	124	5.50	4156080	C	**3 758.–**
623	DN 32	125	5.50	4156081	C	**4 003.–**
625	DN 32	126	5.50	4156082	C	**4 116.–**
627	DN 32	129	5.50	4156083	C	**4 297.–**

Price group: PG6

Ordering information PN 25

MEI ≥ 0.70; materials: Hydraulics 1.4404 (AISI 316L), pump housing 1.4409 (AISI 316L), gasket type: FKM

Helix V	Pressure port	Gross weight, approx.	Rated power	Art. no. Cartridge mechanical seal		
Type		m kg	P_2 kW			EUR
1001	DN 40	30	0.55	4150572	C	**1 712.–**
1002	DN 40	35	0.75	4150573	C	**1 834.–**
1003	DN 40	40	1.10	4150574	C	**1 948.–**

= ready for delivery, L = supply availability, C = approx. 2 weeks, K = approx. 4 weeks, A = on request, = please contact Wilo

Subject to change – all prices do not include VAT. Our General Terms of Delivery and Service apply (see www.wilo.com/legal) – valid from 01/01/2019 in Germany.

Price group: PG6

Ordering information PN 25

MEI ≥ 0.70; materials: Hydraulics 1.4404 (AISI 316L), pump housing 1.4409 (AISI 316L), gasket type: FKM

Helix V	Pressure port	Gross weight, approx.	Rated power	Art. no. Cartridge mechanical seal		
Type		m kg	P_2 kW			EUR
1004	DN 40	46	1.50	4150575	C	**2 200.–**
1005	DN 40	48	2.20	4150576	C	**2 463.–**
1006	DN 40	49	2.20	4150577	C	**2 667.–**
1007	DN 40	60	3.00	4150580	C	**2 982.–**
1008	DN 40	61	3.00	4150581	C	**3 141.–**
1009	DN 40	72	4.00	4150582	C	**3 305.–**
1010	DN 40	76	4.00	4150583	C	**3 470.–**
1011	DN 40	77	4.00	4150584	C	**3 575.–**
1012	DN 40	90	5.50	4150585	C	**3 929.–**
1013	DN 40	91	5.50	4150586	C	**4 344.–**
1015	DN 40	93	5.50	4150588	C	**4 777.–**
1017	DN 40	123	7.50	4150590	C	**5 014.–**
1019	DN 40	125	7.50	4150592	C	**5 306.–**
1021	DN 40	127	7.50	4150594	C	**5 648.–**

Price group: PG6

Ordering information PN 25

MEI ≥ 0.50; materials: Hydraulics 1.4404 (AISI 316L), pump housing 1.4409 (AISI 316L), gasket type: FKM

Helix V	Pressure port	Gross weight, approx.	Rated power	Art. no. Cartridge mechanical seal		
Type		m kg	P_2 kW			EUR
1601	DN 50	41	0.75	4150660	C	**1 694.–**
1602	DN 50	47	1.50	4150661	C	**2 104.–**
1603	DN 50	49	2.20	4150662	C	**2 209.–**
1604	DN 50	56	3.00	4150663	C	**2 656.–**
1605	DN 50	61	4.00	4150664	C	**3 042.–**
1606	DN 50	72	4.00	4150665	C	**3 319.–**
1607	DN 50	86	5.50	4150666	C	**3 911.–**
1608	DN 50	90	5.50	4150667	C	**4 017.–**
1609	DN 50	92	7.50	4150668	C	**4 718.–**
1610	DN 50	94	7.50	4150669	C	**4 973.–**
1611	DN 50	95	7.50	4150670	C	**5 344.–**
1612	DN 50	174	9.00	4150671	C	**5 772.–**
1613	DN 50	177	9.00	4150672	C	**6 030.–**
1616	DN 50	175	11.00	4150673	C	**6 357.–**

Price group: PG6

Ordering information PN 25

MEI ≥ 0.70; materials: Hydraulics 1.4404 (AISI 316L), pump housing 1.4409 (AISI 316L), gasket type: FKM

Helix V	Pressure port	Gross weight, approx.	Rated power	Art. no. Cartridge mechanical seal		
Type		m kg	P_2 kW			EUR
2204	DN 50	110	5.50	4139778	C	**4 411.–**
2205	DN 50	124	7.50	4139780	C	**4 883.–**

= ready for delivery, L = supply availability, C = approx. 2 weeks, K = approx. 4 weeks, A = on request, = please contact Wilo
Subject to change – all prices do not include VAT. Our General Terms of Delivery and Service apply (see www.wilo.com/legal) – valid from 01/01/2019 in Germany.

Price group: PG6

Ordering information PN 25

MEI ≥ 0.70; materials: Hydraulics 1.4404 (AISI 316L), pump housing 1.4409 (AISI 316L), gasket type: FKM

Helix V	Pressure port	Gross weight, approx.	Rated power	Art. no. Cartridge mechanical seal		
Type		m kg	P_2 kW			EUR
2206	DN 50	126	7.50	4139782	C	**5 312.–**
2207	DN 50	144	9.00	4139784	C	**6 029.–**
2208	DN 50	162	11.00	4139786	C	**7 023.–**
2209	DN 50	164	11.00	4139787	C	**7 338.–**
2210	DN 50	238	15.00	4139788	C	**8 094.–**
2211	DN 50	240	15.00	4139789	C	**8 318.–**
2212	DN 50	242	15.00	4139790	C	**8 543.–**
2213	DN 50	255	18.50	4139791	C	**9 780.–**

Price group: PG6

Ordering information PN 25

MEI ≥ 0.70; materials: Hydraulics 1.4404 (AISI 316L), pump housing 1.4409 (AISI 316L), gasket type: FKM

Helix V	Pressure port	Gross weight, approx.	Rated power	Art. no.			Art. no. Cartridge mechanical seal		
Type		m kg	P_2 kW			EUR			EUR
3603	DN 65	151	9.00	–	A	✆	4150754	C	**6 767.–**
3603/1	DN 65	135	7.50	4155393	A	✆	4150752	C	**6 277.–**
3603/2	DN 65	135	7.50	4155392	A	✆	4150750	C	**6 115.–**
3604	DN 65	171	11.00	–	A	✆	4150758	C	**8 332.–**
3604/2	DN 65	171	11.00	–	A	✆	4150756	C	**7 574.–**
3605	DN 65	224	15.00	–	A	✆	4150762	C	**9 369.–**
3605/2	DN 65	224	15.00	–	A	✆	4150760	C	**8 934.–**
3606	DN 65	260	18.50	–	A	✆	4150766	C	**11 563.–**
3606/2	DN 65	256	15.00	–	A	✆	4150764	C	**10 044.–**
3607	DN 65	262	22.00	–	A	✆	4150768	C	**12 447.–**
3607/2	DN 65	263	18.50	–	A	✆	4150767	C	**11 906.–**
3608	DN 65	265	22.00	–	A	✆	4150770	C	**14 076.–**
3608/2	DN 65	265	22.00	–	A	✆	4150769	C	**14 076.–**
3609	DN 65	339	30.00	–	A	✆	4150772	C	**15 842.–**
3609/2	DN 65	339	30.00	–	A	✆	4150771	C	**15 582.–**
3610/2	DN 65	342	30.00	–	A	✆	4150773	C	**17 195.–**

Price group: PG6

Ordering information PN 25

MEI ≥ 0.70; materials: Hydraulics 1.4404 (AISI 316L), pump housing 1.4409 (AISI 316L), gasket type: FKM

Helix V	Pressure port	Gross weight, approx.	Rated power	Art. no. Cartridge mechanical seal		
Type		m kg	P_2 kW			EUR
5203	DN 80	182	11.00	4150911	C	**6 860.–**
5203/2	DN 80	182	11.00	4150910	C	**6 636.–**
5204	DN 80	264	15.00	4150913	C	**8 211.–**
5204/2	DN 80	264	15.00	4150912	C	**7 536.–**
5205	DN 80	275	18.50	4150915	C	**12 615.–**
5205/2	DN 80	275	18.50	4150914	C	**12 296.–**

= ready for delivery, L = supply availability, C = approx. 2 weeks, K = approx. 4 weeks, A = on request, ✆ = please contact Wilo
Subject to change – all prices do not include VAT. Our General Terms of Delivery and Service apply (see www.wilo.com/legal) – valid from 01/01/2019 in Germany.

Price group: PG6

Ordering information PN 25

MEI ≥ 0.70; materials: Hydraulics 1.4404 (AISI 316L), pump housing 1.4409 (AISI 316L), gasket type: FKM

Helix V	Pressure port	Gross weight, approx.	Rated power	Art. no. Cartridge mechanical seal		
Type		*m* kg	P_2 kW			EUR
5206	DN 80	275	22.00	4150918	C	**15 069.–**
5206/2	DN 80	275	22.00	4150917	C	**14 790.–**
5207	DN 80	350	30.00	4150920	C	**17 095.–**
5207/2	DN 80	350	30.00	4150919	C	**16 758.–**
5208	DN 80	354	30.00	4150922	C	**16 786.–**
5208/2	DN 80	354	30.00	4150921	C	**16 786.–**
5209/2	DN 80	360	37.00	4150923	C	**18 540.–**

Price group: PG6

Ordering information (P_{max}: 30 bar)

MEI ≥ 0.70; materials: Hydraulics 1.4404 (AISI 316L), pump housing 1.4409 (AISI 316L), gasket type: FKM

Helix V	Pressure port	Gross weight, approx.	Rated power	Art. no. Cartridge mechanical seal		
Type		*m* kg	P_2 kW			EUR
2214	DN 50	259	18.50	4165819	C	**10 344.–**
2215	DN 50	262	18.50	4165822	C	**11 019.–**
2216	DN 50	265	22.00	4165825	C	**12 705.–**

Price group: PG6

Ordering information (P_{max}: 30 bar)

MEI ≥ 0.70; materials: Hydraulics 1.4404 (AISI 316L), pump housing 1.4409 (AISI 316L), gasket type: FKM

Helix V	Pressure port	Gross weight, approx.	Rated power	Art. no. Cartridge mechanical seal		
Type		*m* kg	P_2 kW			EUR
3610	DN 65	344	30.00	4165832	C	**18 066.–**
3611	DN 65	349	37.00	4165838	C	**20 912.–**
3611/2	DN 65	348	30.00	4165835	C	**19 544.–**

Price group: PG6

Ordering information (P_{max}: 30 bar)

MEI ≥ 0.70; materials: Hydraulics 1.4404 (AISI 316L), pump housing 1.4409 (AISI 316L), gasket type: FKM

Helix V	Pressure port	Gross weight, approx.	Rated power	Art. no. Cartridge mechanical seal		
Type		*m* kg	P_2 kW			EUR
5209	DN 80	362	37.00	4165847	C	**19 920.–**
5210	DN 80	368	37.00	4165853	C	**21 495.–**
5210/2	DN 80	368	37.00	4165850	C	**20 481.–**

Water supply

= ready for delivery, L = supply availability, C = approx. 2 weeks, K = approx. 4 weeks, A = on request, = please contact Wilo

Subject to change – all prices do not include VAT. Our General Terms of Delivery and Service apply (see www.wilo.com/legal) – valid from 01/01/2019 in Germany.



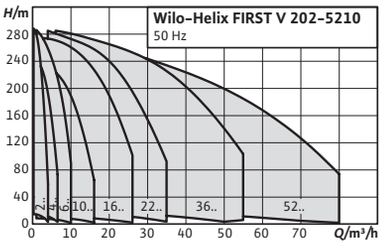

Accessories	Page
Accessories	297

Wilo-Helix FIRST V

Design type
Non-self-priming, high-efficiency multistage high-pressure centrifugal pump in vertical design with in-line connections

Application
- → Water distribution and pressure boosting
- → Industrial circulation systems
- → Process water
- → Closed cooling circuits
- → Fire extinguishing systems
- → Washing systems
- → Irrigation

Scope of delivery
- → Helix FIRST V high-pressure multistage centrifugal pump
- → Installation and operating instructions
- → Helix FIRST 2 – 16 (version PN16 with oval flanges): Cast iron counter flanges with the corresponding screws, nuts and gaskets

Special features/product advantages
- → Efficiency-optimised, laser-welded, optimised 2D/3D hydraulics
- → Corrosion-resistant impellers, guide vanes and stage housings
- → Flow and degassing-optimised hydraulic parts
- → Reinforced pump housing, flow and NPSH optimised
- → Space-saving and easy maintenance thanks to compact design
- → Particularly sturdy coupling guard

General notes – ErP (Ecodesign) Directive
Reference value MEI for water pumps with the best efficiency is ≥ 0.70. The following pages list the respective nominal flow rate within the series. For more detailed information on the MEI values of the individual pump types, see: Wilo Online Catalogue, available at www.wilo.com

Mains connection
3~400 V, 50 Hz

Price group: PG6

Ordering information PN 16

MEI ≥ 0.70; materials: Monobloc pump housing EN-GJL-250 cataphoretic-coated, hydraulics 1.4307 (AISI 304L)

Helix FIRST V	Rated power	Pressure port	Gross weight, approx.	Art. no.		
Type	P_2 kW		m kg			EUR
202	0.37	G 1½	21.7	4201016	L	**709.–**
203	0.37	G 1½	22.2	4201019	L	**757.–**
204	0.37	G 1½	22.7	4201022	L	**788.–**

= ready for delivery, L = supply availability, C = approx. 2 weeks, K = approx. 4 weeks, A = on request, = please contact Wilo
Subject to change – all prices do not include VAT. Our General Terms of Delivery and Service apply (see www.wilo.com/legal) – valid from 01/01/2019 in Germany.

Price group: PG6

Ordering information PN 16

MEI ≥ 0.70; materials: Monobloc pump housing EN-GJL-250 cataphoretic-coated, hydraulics 1.4307 (AISI 304L)

Helix FIRST V	Rated power	Pressure port	Gross weight, approx.	Art. no.		
Type	P_2 kW		m kg		🚚	EUR
205	0.55	G 1½	24.2	4201025	C	**828.–**
206	0.55	G 1½	24.7	4201028	C	**897.–**
207	0.55	G 1½	29.7	4201031	C	**942.–**
208	0.75	G 1½	35.9	4201034	C	**1 032.–**
209	0.75	G 1½	36.4	4201037	C	**1 079.–**
210	0.75	G 1½	36.9	4201040	C	**1 170.–**
211	1.10	G 1½	38.2	4201043	C	**1 176.–**
212	1.10	G 1½	38.6	4201046	C	**1 271.–**
213	1.10	G 1½	39.5	4201049	C	**1 364.–**
214	1.10	G 1½	39.6	4201052	C	**1 456.–**
216	1.50	G 1½	46.1	4201055	C	**1 542.–**
402	0.37	G 1½	22.8	4201073	L	**803.–**
403	0.37	G 1½	23.8	4201076	L	**850.–**
404	0.55	G 1½	25.9	4201079	L	**892.–**
405	0.75	G 1½	32.7	4201082	L	**942.–**
406	0.75	G 1½	33.7	4201085	C	**1 049.–**
407	1.10	G 1½	40.1	4201088	C	**1 091.–**
408	1.10	G 1½	41.1	4201091	C	**1 206.–**
409	1.10	G 1½	42.1	4201094	C	**1 253.–**
410	1.50	G 1½	48.6	4201097	C	**1 340.–**
411	1.50	G 1½	49.7	4201100	C	**1 440.–**
412	1.50	G 1½	51	4201103	C	**1 539.–**
413	2.20	G 1½	53	4201106	C	**1 627.–**
414	2.20	G 1½	54	4201109	C	**1 687.–**
416	2.20	G 1½	56	4201112	C	**1 778.–**
601	0.37	G 1¼	22.3	4201123	C	**895.–**
602	0.55	G 1¼	23.5	4201125	C	**929.–**
603	0.55	G 1¼	24.2	4201128	L	**974.–**
604	0.75	G 1¼	30.7	4201131	L	**1 036.–**
605	1.10	G 1¼	36.8	4201134	L	**1 125.–**
606	1.10	G 1¼	37.6	4201137	L	**1 172.–**
607	1.50	G 1¼	43.8	4201140	L	**1 375.–**
608	1.50	G 1¼	44.6	4201143	C	**1 567.–**
609	2.20	G 1¼	46.4	4201146	C	**1 609.–**
610	2.20	G 1¼	47.2	4201149	C	**1 657.–**
611	2.20	G 1¼	48.5	4201152	C	**1 700.–**
612	3.00	G 1¼	67	4201155	C	**1 789.–**
613	3.00	G 1¼	71	4201158	C	**1 894.–**
614	3.00	G 1¼	71	4201160	C	**1 999.–**
1001	0.55	G ½	25.6	4200934	C	**942.–**
1002	0.75	G ½	31.6	4200936	C	**997.–**
1003	1.10	G ½	33.3	4200939	L	**1 080.–**
1004	1.50	G ½	50	4200942	L	**1 226.–**
1005	2.20	G ½	53	4200945	L	**1 402.–**
1006	2.20	G ½	53	4200948	L	**1 488.–**

🚚 = ready for delivery, L = supply availability, C = approx. 2 weeks, K = approx. 4 weeks, A = on request, 📞 = please contact Wilo
Subject to change – all prices do not include VAT. Our General Terms of Delivery and Service apply (see www.wilo.com/legal) – valid from 01/01/2019 in Germany.

Price group: PG6

Ordering information PN 16

MEI ≥ 0.70; materials: Monobloc pump housing EN-GJL-250 cataphoretic-coated, hydraulics 1.4307 (AISI 304L)

Helix FIRST V	Rated power	Pressure port	Gross weight, approx.	Art. no.		
Type	P_2 kW		m kg			EUR
1007	3.00	G ½	66	4200951	C	**1 751.–**
1008	3.00	G ½	67	4200954	C	**1 836.–**
1009	4.00	G ½	69	4200957	C	**2 003.–**
1010	4.00	G ½	69	4200960	C	**2 110.–**
1011	4.00	G ½	74	4200963	C	**2 271.–**
1012	5.50	G ½	79	4200966	C	**2 629.–**
1601	0.75	G 2	32	4200978	C	**1 127.–**
1602	1.50	G 2	43	4200980	C	**1 180.–**
1603	2.20	G 2	45.1	4200983	L	**1 247.–**
1604	3.00	G 2	64	4200986	L	**1 530.–**
1605	4.00	G 2	66	4200990	L	**1 773.–**
1606	4.00	G 2	67	4200993	L	**2 010.–**
1607	5.50	G 2	73	4200996	C	**2 318.–**
1608	5.50	G 2	75	4200999	C	**2 555.–**
1609	7.50	G 2	100	4215239	C	**2 953.–**
1610	7.50	G 2	102	4215240	C	**3 078.–**
1611	7.50	G 2	103	4215241	C	**2 448.–**
2201	1.50	DN 50	64	4200576	C	**1 579.–**
2202	3.00	DN 50	78	4183356	L	**2 111.–**
2203	4.00	DN 50	81	4183357	L	**2 694.–**
2204	5.50	DN 50	93	4183358	L	**2 747.–**
2205	7.50	DN 50	105	4183359	L	**3 041.–**
2206	7.50	DN 50	106	4183360	L	**3 307.–**
2207	9.00	DN 50	127	4183361	C	**3 753.–**
2208	11.00	DN 50	131	4183362	C	**4 371.–**
3601/1	2.20	DN 65	79	4200588	C	**1 895.–**
3605	15.00	DN 65	205	4215243	C	**3 750.–**
3605/2	15.00	DN 65	205	4215242	C	**3 750.–**
3606	15.00	DN 65	219	4215245	C	**4 000.–**
3606/2	15.00	DN 65	208	4215244	C	**3 909.–**
5201	4.00	DN 80	91	4183423	C	**2 407.–**
5201/1	3.00	DN 80	90	4183422	C	**2 129.–**
5202	7.50	DN 80	115	4183425	L	**3 559.–**
5202/2	5.50	DN 80	105	4183424	L	**3 287.–**
5203	11.00	DN 80	139	4183427	L	**4 768.–**
5203/2	11.00	DN 80	139	4183426	L	**4 504.–**
5204	15.00	DN 80	214	4215247	C	**3 865.–**
5204/2	15.00	DN 80	214	4215246	C	**3 865.–**
5205	15.00	DN 80	257	4215249	C	**4 238.–**
5205/2	15.00	DN 80	257	4215248	C	**4 238.–**
5206/2	15.00	DN 80	261	4215250	C	**4 698.–**

= ready for delivery, L = supply availability, C = approx. 2 weeks, K = approx. 4 weeks, A = on request, = please contact Wilo

Subject to change – all prices do not include VAT. Our General Terms of Delivery and Service apply (see www.wilo.com/legal) – valid from 01/01/2019 in Germany.

Price group: PG6

Ordering information PN 25

MEI ≥ 0.70; materials: Monobloc pump housing EN-GJL-250 cataphoretic-coated, hydraulics 1.4307 (AISI 304L)

Helix FIRST V	Rated power	Pressure port	Gross weight, approx.	Art. no.		
Type	P_2 kW		m kg			EUR
202	0.37	DN 25	27.6	4201018	C	**764.–**
203	0.37	DN 25	28	4201021	C	**780.–**
204	0.37	DN 25	28.5	4201024	C	**796.–**
205	0.55	DN 25	30	4201027	C	**828.–**
206	0.55	DN 25	30.5	4201030	C	**897.–**
207	0.55	DN 25	35.5	4201033	C	**942.–**
208	0.75	DN 25	41.8	4201036	C	**1 032.–**
209	0.75	DN 25	42.2	4201039	C	**1 079.–**
210	0.75	DN 25	42.7	4201042	C	**1 170.–**
211	1.10	DN 25	44	4201045	C	**1 176.–**
212	1.10	DN 25	44.5	4201048	C	**1 271.–**
213	1.10	DN 25	45.4	4201051	C	**1 364.–**
214	1.10	DN 25	45.5	4201054	C	**1 456.–**
216	1.50	DN 25	52	4201057	C	**1 542.–**
218	1.50	DN 25	70	4201058	C	**1 974.–**
220	2.20	DN 25	72	4201060	C	**2 110.–**
222	2.20	DN 25	74	4201062	C	**2 378.–**
224	2.20	DN 25	74	4201064	C	**2 518.–**
226	2.20	DN 25	75	4201066	C	**2 518.–**
402	0.37	DN 25	27.5	4201075	C	**803.–**
403	0.37	DN 25	27.7	4201078	C	**850.–**
404	0.55	DN 25	29.5	4201081	C	**892.–**
405	0.75	DN 25	35.8	4201084	C	**942.–**
406	0.75	DN 25	40.8	4201087	C	**1 049.–**
407	1.10	DN 25	42.1	4201090	C	**1 091.–**
408	1.10	DN 25	42.6	4201093	C	**1 206.–**
409	1.10	DN 25	43	4201096	C	**1 253.–**
410	1.50	DN 25	49	4201099	C	**1 340.–**
411	1.50	DN 25	49.5	4201102	C	**1 440.–**
412	1.50	DN 25	50	4201105	C	**1 539.–**
413	2.20	DN 25	52	4201108	C	**1 627.–**
414	2.20	DN 25	52	4201111	C	**1 687.–**
416	2.20	DN 25	53	4201114	C	**1 778.–**
418	2.20	DN 25	71	4201115	C	**2 097.–**
420	3.00	DN 25	79	4201117	C	**2 187.–**
422	3.00	DN 25	81	4201118	C	**2 302.–**
424	3.00	DN 25	81	4201119	C	**2 394.–**
426	4.00	DN 25	84	4201120	C	**2 675.–**
601	0.37	DN 32	29.6	4201124	C	**895.–**
602	0.55	DN 32	30.8	4201127	C	**929.–**
603	0.55	DN 32	31.5	4201130	C	**974.–**
604	0.75	DN 32	42.5	4201132	C	**1 036.–**
605	1.10	DN 32	44.1	4201136	C	**1 125.–**
606	1.10	DN 32	44.8	4201139	C	**1 172.–**
607	1.50	DN 32	51	4201142	C	**1 375.–**

= ready for delivery, L = supply availability, C = approx. 2 weeks, K = approx. 4 weeks, A = on request, = please contact Wilo
Subject to change – all prices do not include VAT. Our General Terms of Delivery and Service apply (see www.wilo.com/legal) – valid from 01/01/2019 in Germany.

Price group: PG6

Ordering information PN 25

MEI ≥ 0.70; materials: Monobloc pump housing EN-GJL-250 cataphoretic-coated, hydraulics 1.4307 (AISI 304L)

Helix FIRST V	Rated power	Pressure port	Gross weight, approx.	Art. no.		
Type	P_2 kW		m kg			EUR
608	1.50	DN 32	52	4201145	C	**1 567.–**
609	2.20	DN 32	54	4201148	C	**1 609.–**
610	2.20	DN 32	54	4201151	C	**1 657.–**
611	2.20	DN 32	56	4201154	C	**1 700.–**
612	3.00	DN 32	74	4201157	C	**1 789.–**
613	3.00	DN 32	78	4201159	C	**1 894.–**
614	3.00	DN 32	79	4201162	C	**1 999.–**
615	3.00	DN 32	83	4201163	C	**2 231.–**
616	4.00	DN 32	84	4201164	C	**2 302.–**
618	4.00	DN 32	85	4201167	C	**2 394.–**
620	4.00	DN 32	87	4201169	C	**2 480.–**
621	5.50	DN 32	122	4201170	C	**2 618.–**
623	5.50	DN 32	123	4201172	C	**2 875.–**
1001	0.55	DN 40	35.6	4200935	C	**942.–**
1002	0.75	DN 40	41.6	4200938	C	**997.–**
1003	1.10	DN 40	43.3	4200941	C	**1 080.–**
1004	1.50	DN 40	54	4200944	C	**1 226.–**
1005	2.20	DN 40	56	4200947	C	**1 402.–**
1006	2.20	DN 40	57	4200950	C	**1 488.–**
1007	3.00	DN 40	76	4200953	C	**1 751.–**
1008	3.00	DN 40	77	4200956	C	**1 836.–**
1009	4.00	DN 40	78	4200959	C	**2 003.–**
1010	4.00	DN 40	79	4200962	C	**2 110.–**
1011	4.00	DN 40	84	4200965	C	**2 271.–**
1012	5.50	DN 40	90	4200968	C	**2 629.–**
1013	5.50	DN 40	95	4200969	C	**3 449.–**
1015	5.50	DN 40	96	4200972	C	**3 527.–**
1017	7.50	DN 40	144	4200974	C	**3 683.–**
1019	7.50	DN 40	146	4200975	C	**3 898.–**
1601	0.75	DN 50	43	4200979	C	**1 127.–**
1602	1.50	DN 50	54	4200982	C	**1 180.–**
1603	2.20	DN 50	56	4200985	C	**1 247.–**
1604	3.00	DN 50	75	4200988	C	**1 530.–**
1605	4.00	DN 50	77	4200991	C	**1 773.–**
1606	4.00	DN 50	78	4200994	C	**2 010.–**
1607	5.50	DN 50	84	4200997	C	**2 318.–**
1608	5.50	DN 50	86	4201000	C	**2 555.–**
1609	7.50	DN 50	112	4201001	C	**3 073.–**
1610	7.50	DN 50	114	4201003	C	**3 371.–**
1611	7.50	DN 50	115	4201005	C	**3 883.–**
1612	9.00	DN 50	158	4201007	C	**4 515.–**
1613	9.00	DN 50	161	4201009	C	**4 644.–**
2209	11.00	DN 50	135	4200577	C	**4 939.–**
2210	15.00	DN 50	223	4200578	C	**5 839.–**
2211	15.00	DN 50	225	4200579	C	**6 225.–**

= ready for delivery, L = supply availability, C = approx. 2 weeks, K = approx. 4 weeks, A = on request, = please contact Wilo

Subject to change – all prices do not include VAT. Our General Terms of Delivery and Service apply (see www.wilo.com/legal) – valid from 01/01/2019 in Germany.

Price group: PG6

Ordering information PN 25

MEI ≥ 0.70; materials: Monobloc pump housing EN-GJL-250 cataphoretic-coated, hydraulics 1.4307 (AISI 304L)

Helix FIRST V	Rated power	Pressure port	Gross weight, approx.	Art. no.		
Type	P_2 kW		m kg			EUR
2212	15.00	DN 50	226	4200580	C	**6 733.–**
2213	18.50	DN 50	239	4200581	C	**7 222.–**
2214	18.50	DN 50	241	4200634	C	**7 391.–**
2215	18.50	DN 50	243	4200635	C	**7 559.–**
2216	22.00	DN 50	244	4200636	C	**7 728.–**
3601	3.00	DN 65	82	4183384	L	**2 085.–**
3602	5.50	DN 65	91	4183387	L	**3 196.–**
3602/1	5.50	DN 65	91	4183386	L	**2 459.–**
3602/2	4.00	DN 65	85	4183385	L	**2 237.–**
3603	9.00	DN 65	124	4183390	L	**4 324.–**
3603/1	7.50	DN 65	108	4183389	L	**3 637.–**
3603/2	7.50	DN 65	108	4183388	L	**3 813.–**
3604	11.00	DN 65	136	4183392	L	**5 162.–**
3604/2	11.00	DN 65	136	4183391	L	**4 903.–**
3605	15.00	DN 65	205	4200590	C	**5 834.–**
3605/2	15.00	DN 65	205	4200589	C	**5 647.–**
3606	18.50	DN 65	219	4200592	C	**7 498.–**
3606/2	15.00	DN 65	208	4200591	C	**6 514.–**
3607	22.00	DN 65	250	4200594	C	**8 139.–**
3607/2	18.50	DN 65	250	4200593	C	**7 784.–**
3608	22.00	DN 65	253	4200596	C	**9 205.–**
3608/2	22.00	DN 65	253	4200595	C	**9 205.–**
3609	30.00	DN 65	330	4200598	C	**10 390.–**
3609/2	30.00	DN 65	330	4200597	C	**10 187.–**
3610	30.00	DN 65	333	4200637	C	**11 489.–**
3610/2	30.00	DN 65	333	4200599	C	**11 264.–**
3611	37.00	DN 65	339	4200639	C	**12 334.–**
3611/2	30.00	DN 65	336	4200638	C	**11 770.–**
5204	15.00	DN 80	214	4200613	C	**6 207.–**
5204/2	15.00	DN 80	214	4200612	C	**5 887.–**
5205	18.50	DN 80	257	4200615	C	**7 484.–**
5205/2	18.50	DN 80	257	4200614	C	**7 145.–**
5206	22.00	DN 80	261	4200617	C	**8 975.–**
5206/2	22.00	DN 80	261	4200616	C	**8 975.–**
5207	30.00	DN 80	339	4200619	C	**10 216.–**
5207/2	30.00	DN 80	339	4200618	C	**10 216.–**
5208	30.00	DN 80	342	4200621	C	**10 948.–**
5208/2	30.00	DN 80	342	4200620	C	**10 948.–**
5209	37.00	DN 80	348	4200640	C	**11 938.–**
5209/2	37.00	DN 80	348	4200622	C	**11 825.–**
5210	37.00	DN 80	352	4200642	C	**12 333.–**
5210/2	37.00	DN 80	352	4200641	C	**12 107.–**

= ready for delivery, L = supply availability, C = approx. 2 weeks, K = approx. 4 weeks, A = on request, = please contact Wilo
Subject to change – all prices do not include VAT. Our General Terms of Delivery and Service apply (see www.wilo.com/legal) – valid from 01/01/2019 in Germany.

Price group: PG6

Ordering information PN 40

MEI ≥ 0.70; materials: Monobloc pump housing EN-GJL-250 cataphoretic-coated, hydraulics 1.4307 (AISI 304L)

Helix FIRST V	Rated power	Pressure port	Gross weight, approx.	Art. no.		
Type	P_2 kW		m kg			EUR
229	2.20	DN 25	77	4201068	C	**2 649.–**
231	3.00	DN 25	85	4201069	C	**2 817.–**
233	3.00	DN 25	114	4201070	C	**2 858.–**
236	3.00	DN 25	115	4201071	C	**2 970.–**
239	3.00	DN 25	117	4201072	C	**3 083.–**
429	4.00	DN 25	85	4201121	C	**2 769.–**
431	4.00	DN 25	114	4201122	C	**2 802.–**
625	5.50	DN 32	125	4201174	C	**2 969.–**
628	5.50	DN 32	126	4201175	C	**3 138.–**
630	7.50	DN 32	145	4201176	C	**3 701.–**
633	7.50	DN 32	147	4201177	C	**3 915.–**
1021	7.50	DN 40	147	4200976	C	**4 204.–**
1023	9.00	DN 40	165	4200977	C	**4 530.–**
1616	11.00	DN 50	167	4201013	C	**4 856.–**
1618	15.00	DN 50	220	4201014	C	**5 080.–**
1621	15.00	DN 50	225	4201015	C	**5 249.–**

= ready for delivery, L = supply availability, C = approx. 2 weeks, K = approx. 4 weeks, A = on request, = please contact Wilo
Subject to change – all prices do not include VAT. Our General Terms of Delivery and Service apply (see www.wilo.com/legal) – valid from 01/01/2019 in Germany.



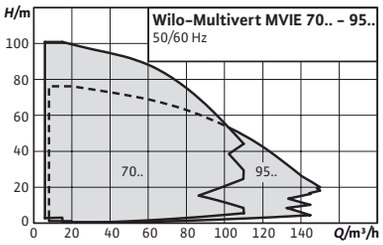

Accessories	Page
Accessories	297

IE4

Wilo-Multivert MVIE

Design type
Non-self-priming multistage pump with integrated frequency converter

Application
- → Water supply and pressure boosting
- → Industrial circulation systems
- → Process engineering
- → Cooling water circulation systems
- → Washing and sprinkling systems

Scope of delivery
- → MVIE high-pressure multistage centrifugal pump
- → Installation and operating instructions

Special features/product advantages
- → Easy commissioning
- → Integrated frequency converter with large control range
- → Full motor protection

General notes - ErP (Ecodesign) Directive
The minimum efficiency index, MEI, of the pump series is ≥0.4. For detailed information on the MEI values of the individual pump types, see: Wilo Online Catalogue, available at www.wilo.com

Mains connection
3~400 V, 50/60 Hz

Price group: PG6

Ordering information PN 16

MEI ≥ 0.40; Materials: Hydraulics 1.4307, pump housing EN-GJL-250 cataphoretic coated, gasket type: EPDM

Multivert MVIE	Rated power	Pressure port	Gross weight, approx.	Art. no.		
Type	P_2 kW		m kg		🚚	EUR
7001	5.50	DN 100	148.9	4122317	C	**8 502.-**
7002	11.00	DN 100	237	4166155	C	**12 982.-**
7002/2	7.50	DN 100	131.9	4122318	C	**10 574.-**
7003/1	15.00	DN 100	237	4166156	C	**15 666.-**
7004	22.00	DN 100	332	4166158	C	**18 675.-**
7004/2	18.50	DN 100	333	4166157	C	**17 408.-**

🚚 = ready for delivery, L = supply availability, C = approx. 2 weeks, K = approx. 4 weeks, A = on request, 📞 = please contact Wilo
Subject to change – all prices do not include VAT. Our General Terms of Delivery and Service apply (see www.wilo.com/legal) – valid from 01/01/2019 in Germany.

Price group: PG6

Ordering information PN 16

MEI ≥ 0.40; Materials: Hydraulics 1.4307, pump housing EN-GJL-250 cataphoretic coated, gasket type: EPDM

Multivert MVIE	Rated power	Pressure port	Gross weight, approx.	Art. no.		
Type	P_2 kW		m kg			EUR
9501	11.00	DN 100	233	4166171	C	**12 098.–**
9501/1	7.50	DN 100	153.4	4122324	C	**10 020.–**
9502	18.50	DN 100	327	4166173	C	**15 650.–**
9502/1	15.00	DN 100	235	4166172	C	**14 809.–**
9503/2	22.00	DN 100	331	4166174	C	**18 092.–**

Price group: PG6

Ordering information PN 25

MEI ≥ 0.40; Materials: Hydraulics 1.4307, pump housing EN-GJL-250 cataphoretic coated, gasket type: EPDM

Multivert MVIE	Rated power	Pressure port	Gross weight, approx.	Art. no.		
Type	P_2 kW		m kg			EUR
7001	5.50	DN 100	148.9	4122319	C	**8 556.–**
7002	11.00	DN 100	237	4166159	C	**13 125.–**
7002/2	7.50	DN 100	156.9	4122320	C	**10 627.–**
7003/1	15.00	DN 100	237	4166160	C	**15 715.–**
7004	22.00	DN 100	332	4166162	C	**18 722.–**
7004/2	18.50	DN 100	333	4166161	C	**17 570.–**

Price group: PG6

Ordering information PN 25

MEI ≥ 0.40; Materials: Hydraulics 1.4307, pump housing EN-GJL-250 cataphoretic coated, gasket type: EPDM

Multivert MVIE	Rated power	Pressure port	Gross weight, approx.	Art. no.		
Type	P_2 kW		m kg			EUR
9501	11.00	DN 100	233	4166179	C	**12 173.–**
9501/1	7.50	DN 100	153.4	4122326	C	**10 078.–**
9502	18.50	DN 100	327	4166181	C	**15 697.–**
9502/1	15.00	DN 100	235	4166180	C	**14 870.–**
9503/2	22.00	DN 100	331	4166182	C	**18 192.–**

= ready for delivery, L = supply availability, C = approx. 2 weeks, K = approx. 4 weeks, A = on request, = please contact Wilo
Subject to change – all prices do not include VAT. Our General Terms of Delivery and Service apply (see www.wilo.com/legal) – valid from 01/01/2019 in Germany.



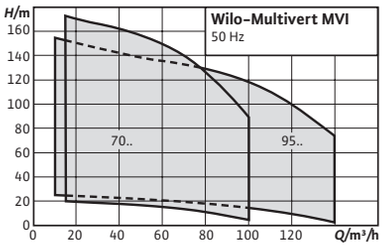

Accessories	Page
Accessories	297

Wilo-Multivert MVI

Design type
Non-self-priming, multistage high-pressure centrifugal pump in vertical design with in-line connections.

Application
- → Water supply and pressure boosting
- → Fire extinguishing systems
- → Boiler feed
- → Industrial circulation systems
- → Process engineering
- → Cooling water circulation systems
- → Washing and sprinkling systems

Scope of delivery
- → MVI high-pressure multistage centrifugal pump
- → MVI 1.. – 8..: Oval counter flanges with corresponding screws and O-rings (PN16 variant)
- → Installation and operating instructions

Special features/product advantages
- → Corrosion-resistant impellers, diffusors and stage housings
- → Drinking water approval for all components that come in contact with the fluid (EPDM version)

General notes – ErP (Ecodesign) Directive
The minimum efficiency index, MEI, of the pump series is ≥0.4. For detailed information on the MEI values of the individual pump types, see: Wilo Online Catalogue, available at www.wilo.com

Mains connection
1~230 V, 50 Hz; 3~400 V, 50 Hz

Price group: PG6

Ordering information PN 25; 1~230 V, 50 Hz

Materials: Stainless steel 1.4404, gasket type: FKM

Multivert MVI	Rated power	Pressure port	Gross weight, approx.	Art. no.		
Type	P_2 kW		m kg			EUR
102	0.37	DN 25	25	4070535	A	
103	0.37	DN 25	25.2	4070536	A	
104	0.55	DN 25	26.2	4070537	A	
105	0.55	DN 25	27.4	4070538	A	
106	0.75	DN 25	29.5	4070539	A	
107	0.75	DN 25	30.2	4070540	A	
108	0.75	DN 25	31.4	4070541	A	

= ready for delivery, L = supply availability, C = approx. 2 weeks, K = approx. 4 weeks, A = on request, = please contact Wilo
Subject to change – all prices do not include VAT. Our General Terms of Delivery and Service apply (see www.wilo.com/legal) – valid from 01/01/2019 in Germany.

Price group: PG6

Ordering information PN 25; 1~230 V, 50 Hz

Materials: Stainless steel 1.4404, gasket type: FKM

Multivert MVI	Rated power	Pressure port	Gross weight, approx.	Art. no.		
Type	P_2 kW		m kg		🚚	EUR
109	1.10	DN 25	35.8	4070542	A	📞
110	1.10	DN 25	36.5	4070543	A	📞
112	1.10	DN 25	37.8	4070544	A	📞
114	1.50	DN 25	47.9	4070545	A	📞

Price group: PG6

Ordering information PN 25; 1~230 V, 50 Hz

Materials: Stainless steel 1.4301, gasket type: EPDM

Multivert MVI	Rated power	Pressure port	Gross weight, approx.	Art. no.		
Type	P_2 kW		m kg		🚚	EUR
102	0.37	DN 25	25	4070535	A	📞
103	0.37	DN 25	25.2	4070536	A	📞
104	0.55	DN 25	26.2	4070537	A	📞
105	0.55	DN 25	27.4	4070538	A	📞
106	0.75	DN 25	29.5	4070539	A	📞
107	0.75	DN 25	30.2	4070540	A	📞
108	0.75	DN 25	31.4	4070541	A	📞
109	1.10	DN 25	35.8	4070542	A	📞
110	1.10	DN 25	36.5	4070543	A	📞
112	1.10	DN 25	37.8	4070544	A	📞
114	1.50	DN 25	47.9	4070545	A	📞

Price group: PG6

Ordering information PN 25; 1~230 V, 50 Hz

Materials: Stainless steel 1.4404, gasket type: FKM

Multivert MVI	Rated power	Pressure port	Gross weight, approx.	Art. no.		
Type	P_2 kW		m kg		🚚	EUR
202	0.37	DN 25	24.3	4019095	A	**981.–**
203	0.55	DN 25	25.1	4019096	K	**1 043.–**
204	0.75	DN 25	27.9	4019097	A	**1 251.–**
205	0.75	DN 25	31	4019098	K	**1 293.–**
206	1.10	DN 25	33.4	4019099	A	**1 444.–**
207	1.10	DN 25	35.5	4019100	K	**1 509.–**
208	1.50	DN 25	42.8	4019101	A	**1 938.–**
210	1.50	DN 25	44.1	4019102	K	**2 007.–**

Price group: PG6

Ordering information PN 25; 1~230 V, 50 Hz

Materials: Stainless steel 1.4301, gasket type: EPDM

Multivert MVI	Rated power	Pressure port	Gross weight, approx.	Art. no.		
Type	P_2 kW		m kg		🚚	EUR
402	0.55	G 1¼	23.8	4018778	K	**819.–**
403	0.75	G 1¼	26	4018779	K	**889.–**

🚚 = ready for delivery, L = supply availability, C = approx. 2 weeks, K = approx. 4 weeks, A = on request, 📞 = please contact Wilo
Subject to change – all prices do not include VAT. Our General Terms of Delivery and Service apply (see www.wilo.com/legal) – valid from 01/01/2019 in Germany.

Price group: PG6

Ordering information PN 25; 1~230 V, 50 Hz

Materials: Stainless steel 1.4301, gasket type: EPDM

Multivert MVI	Rated power	Pressure port	Gross weight, approx.	Art. no.		
Type	P_2 kW		m kg			EUR
404	1.10	G 1¼	28.4	4018780	K	**1 056.–**
405	1.10	G 1¼	29	4018781	K	**1 276.–**
406	1.50	G 1¼	40.3	4018782	K	**1 408.–**
407	1.50	G 1¼	41	4018783	K	**1 587.–**

Price group: PG6

Ordering information PN 25; 1~230 V, 50 Hz

Materials: Stainless steel 1.4404, gasket type: FKM

Multivert MVI	Rated power	Pressure port	Gross weight, approx.	Art. no.		
Type	P_2 kW		m kg			EUR
402	0.55	DN 32	25.1	4019103	A	**1 111.–**
403	0.75	DN 32	27.3	4019104	K	**1 193.–**
404	1.10	DN 32	29.7	4019105	A	**1 408.–**
405	1.10	DN 32	32.8	4019106	K	**1 672.–**
406	1.50	DN 32	41.6	4019107	A	**1 837.–**
407	1.50	DN 32	42.3	4019108	K	**2 054.–**

Price group: PG6

Ordering information PN 25; 1~230 V, 50 Hz

Materials: Stainless steel 1.4404, gasket type: FKM

Multivert MVI	Rated power	Pressure port	Gross weight, approx.	Art. no.		
Type	P_2 kW		m kg			EUR
802	0.75	DN 40	28.5	4019109	A	✆
803	1.10	DN 40	33.4	4019110	A	✆
804	1.50	DN 40	42.4	4019111	A	✆

Price group: PG6

Ordering information PN 25; 1~230 V, 50 Hz

Materials: Stainless steel 1.4404, gasket type: FKM

Multivert MVI	Rated power	Pressure port	Gross weight, approx.	Art. no.		
Type	P_2 kW		m kg			EUR
802	0.75	DN 40	28.5	4018805	A	✆
803	1.10	DN 40	33.4	4018806	A	✆
804	1.50	DN 40	42.4	4018807	A	✆

Price group: PG6

Ordering information PN 25; 1~230 V, 50 Hz

Materials: Stainless steel 1.4404, gasket type: FKM

Multivert MVI	Rated power	Pressure port	Gross weight, approx.	Art. no.		
Type	P_2 kW		m kg			EUR
802	0.75	G 1½	28.1	4018790	A	✆
803	1.10	G 1½	33.1	4018791	A	✆
804	1.50	G 1½	42.1	4018792	A	✆

= ready for delivery, L = supply availability, C = approx. 2 weeks, K = approx. 4 weeks, A = on request, ✆ = please contact Wilo

Subject to change – all prices do not include VAT. Our General Terms of Delivery and Service apply (see www.wilo.com/legal) – valid from 01/01/2019 in Germany.

Price group: PG6

Ordering information PN 16; 3~400 V, 50 Hz

Materials: Stainless steel 1.4301, pump housing EN-GJL-250, cataphoretic coated, gasket type: EPDM

Multivert MVI	Rated power	Pressure port	Gross weight, approx.	Art. no.		
Type	P_2 kW		m kg			EUR
7001	5.50	DN 100	112	4071163	C	**3 366.–**
7001/1	4.00	DN 100	107	4071162	C	**2 851.–**
7002	11.00	DN 100	151	4071168	C	**5 063.–**
7002/1	9.00	DN 100	149	4071166	C	**5 014.–**
7002/2	7.50	DN 100	134	4071165	C	**4 508.–**
7003	18.50	DN 100	246	4071172	C	**6 689.–**
7003/1	15.00	DN 100	218	4071171	C	**6 407.–**
7003/2	15.00	DN 100	218	4071170	C	**6 383.–**
7004	22.00	DN 100	252	4071175	C	**8 484.–**
7004/1	22.00	DN 100	252	4071174	C	**8 061.–**
7004/2	18.50	DN 100	251	4071173	C	**7 726.–**
7005	30.00	DN 100	346	4071178	C	**9 651.–**
7005/1	30.00	DN 100	346	4071177	C	**9 635.–**
7005/2	30.00	DN 100	346	4071176	C	**9 617.–**

Price group: PG6

Ordering information PN 25; 3~400 V, 50 Hz

Materials: Stainless steel 1.4301, pump housing EN-GJL-250, cataphoretic coated, gasket type: EPDM

Multivert MVI	Rated power	Pressure port	Gross weight, approx.	Art. no.		
Type	P_2 kW		m kg			EUR
7001	5.50	DN 100	112	4071180	C	**3 480.–**
7001/1	4.00	DN 100	107	4071179	C	**2 942.–**
7002	11.00	DN 100	151	4071185	C	**5 229.–**
7002/1	9.00	DN 100	149	4071183	C	**5 107.–**
7002/2	7.50	DN 100	134	4071182	C	**4 659.–**
7003	18.50	DN 100	246	4071189	C	**6 908.–**
7003/1	15.00	DN 100	218	4071188	C	**6 618.–**
7003/2	15.00	DN 100	218	4071187	C	**6 595.–**
7004	22.00	DN 100	252	4071192	C	**8 764.–**
7004/1	22.00	DN 100	252	4071191	C	**8 326.–**
7004/2	18.50	DN 100	251	4071190	C	**7 982.–**
7005	30.00	DN 100	346	4071195	C	**9 969.–**
7005/1	30.00	DN 100	346	4071194	C	**9 952.–**
7005/2	30.00	DN 100	346	4071193	C	**9 937.–**
7006	37.00	DN 100	350	4071198	C	**11 548.–**
7006/1	37.00	DN 100	350	4071197	C	**10 944.–**
7006/2	30.00	DN 100	350	4071196	C	**10 391.–**
7007/1	37.00	DN 100	355	4071200	C	**12 483.–**
7007/2	37.00	DN 100	355	4071199	C	**12 451.–**

= ready for delivery, L = supply availability, C = approx. 2 weeks, K = approx. 4 weeks, A = on request, = please contact Wilo

Subject to change – all prices do not include VAT. Our General Terms of Delivery and Service apply (see www.wilo.com/legal) – valid from 01/01/2019 in Germany.

Price group: PG6

Ordering information PN 16; 3~400 V, 50 Hz

Materials: Stainless steel 1.4301, pump housing EN-GJL-250, cataphoretic coated, gasket type: EPDM

Multivert MVI	Rated power	Pressure port	Gross weight, approx.	Art. no.		
Type	P_2 kW		m kg			EUR
9501	9.00	DN 100	145	4082534	C	**4 046.–**
9501/1	7.50	DN 100	130	4082533	C	**3 823.–**
9502	18.50	DN 100	245	4082538	C	**6 773.–**
9502/1	15.00	DN 100	217	4082537	C	**6 523.–**
9502/2	15.00	DN 100	217	4082536	C	**5 871.–**
9503	30.00	DN 100	331	4082541	C	**9 243.–**
9503/1	30.00	DN 100	331	4082540	C	**9 025.–**
9503/2	22.00	DN 100	250	4082539	C	**8 542.–**
9504	37.00	DN 100	347	4082544	C	**10 935.–**
9504/1	37.00	DN 100	347	4082543	C	**10 674.–**
9504/2	30.00	DN 100	347	4082542	C	**10 555.–**

Price group: PG6

Ordering information PN 25; 3~400 V, 50 Hz

Materials: Stainless steel 1.4301, pump housing EN-GJL-250, cataphoretic coated, gasket type: EPDM

Multivert MVI	Rated power	Pressure port	Gross weight, approx.	Art. no.		
Type	P_2 kW		m kg			EUR
9501	9.00	DN 100	145	4082561	C	**4 175.–**
9501/1	7.50	DN 100	130	4082560	C	**3 938.–**
9502	18.50	DN 100	245	4082565	C	**6 984.–**
9502/1	15.00	DN 100	217	4082564	C	**6 726.–**
9502/2	15.00	DN 100	217	4082563	C	**6 056.–**
9503	30.00	DN 100	331	4082568	C	**9 527.–**
9503/1	30.00	DN 100	331	4082567	C	**9 305.–**
9503/2	22.00	DN 100	250	4082566	C	**8 806.–**
9504	37.00	DN 100	347	4082571	C	**11 275.–**
9504/1	37.00	DN 100	347	4082570	C	**11 000.–**
9504/2	30.00	DN 100	347	4082569	C	**10 883.–**
9505	45.00	DN 100	430	4082574	C	**14 558.–**
9505/1	45.00	DN 100	430	4082573	C	**14 238.–**
9505/2	45.00	DN 100	430	4082572	C	**13 914.–**

= ready for delivery, L = supply availability, C = approx. 2 weeks, K = approx. 4 weeks, A = on request, = please contact Wilo
Subject to change – all prices do not include VAT. Our General Terms of Delivery and Service apply (see www.wilo.com/legal) – valid from 01/01/2019 in Germany.



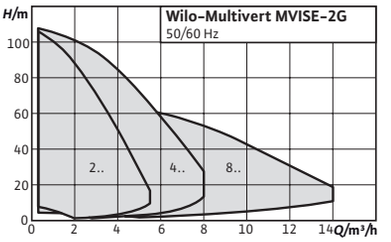

Accessories **Page**

Accessories 297

Series modification

Wilo-Multivert MVISE

Design type

Non-self-priming multistage pump with glandless pump motor and integrated frequency converter

Application

- → Water supply and pressure boosting

Scope of delivery

- → Wilo-Multivert MVISE high-pressure multistage centrifugal pump
- → Stainless steel oval counter flanges Rp 1 to Rp 1 1/2 with the corresponding screws, nuts and gaskets
- → Installation and operating instructions

Special features/product advantages

- → Glandless pump technology
- → Virtually noiseless operation (up to 20 dB [A] quieter than conventional pumps)
- → Space-saving, compact design
- → Virtually maintenance free thanks to a design which does not feature any mechanical seals
- → Drinking water approval for all components that come in contact with the fluid (EPDM version)

Mains connection

3~400 V, 50 Hz

Price group: PG6

Ordering information

Multivert MVISE	Rated power	Pressure port	Gross weight, approx.	Art. no.		
Type	P_2 kW		m kg			EUR
206-3G	1.10	G 1½	34	**4225618**	C	**2 282.–**
210-3G	2.00	G 1½	40	**4225620**	C	**2 593.–**
404-3G	1.10	G 1¼	33	**4225622**	C	**2 224.–**
406-3G	1.10	G 1¼	34	**4225624**	C	**2 458.–**
410-3G	2.00	G 1¼	40	**4225626**	C	**3 572.–**
803-3G	1.10	G 1½	35	**4225628**	C	**2 648.–**
806-3G	2.00	G 1½	40	**4225630**	C	**4 037.–**

= ready for delivery, L = supply availability, C = approx. 2 weeks, K = approx. 4 weeks, A = on request, = please contact Wilo
Subject to change – all prices do not include VAT. Our General Terms of Delivery and Service apply (see www.wilo.com/legal) – valid from 01/01/2019 in Germany.



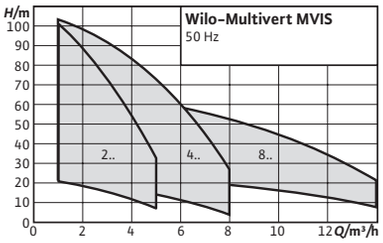

Accessories	Page
Accessories	297

Wilo-Multivert MVIS

Design type
Non-self-priming multistage pump with glandless pump motor

Application
- → Water supply and pressure boosting systems

Scope of delivery
- → Wilo-Multivert MVIS high-pressure multistage centrifugal pump
- → Stainless steel counter flanges Rp 1 to Rp 1½ with the corresponding screws, nuts and gaskets
- → Installation and operating instructions

Special features/product advantages
- → Glandless pump technology
- → Virtually noiseless operation (up to 20 dB [A] quieter than conventional pumps)
- → Space-saving, compact design
- → Virtually maintenance free thanks to a design which does not feature any mechanical seals
- → Drinking water approval for all components that come in contact with the fluid (EPDM version)

Mains connection
3~230 V, 3~400 V, 50 Hz

Price group: PG6

Ordering information

Multivert MVIS	Rated power	Pressure port	Gross weight, approx.	Art. no.		
Type	P_2 kW		m kg			EUR
202	0.35	G 1½	17.5	2009033	C	**907.–**
203	0.45	G 1½	18.5	2009034	C	**941.–**
204	0.45	G 1½	19	2009035	C	**1 011.–**
205	1.10	G 1½	24	2009036	C	**1 074.–**
206	1.10	G 1½	25.5	2009037	C	**1 098.–**
207	1.10	G 1½	26	2009038	C	**1 107.–**
208	1.10	G 1½	26	2009039	C	**1 293.–**
209	2.20	G 1½	31.5	2009040	C	**1 328.–**
210	2.20	G 1½	32	2009041	C	**1 362.–**
402	0.45	G 1¼	18	2009042	C	**911.–**
403	1.10	G 1¼	23	2009043	C	**967.–**
404	1.10	G 1¼	23.5	2009044	C	**1 041.–**
405	1.10	G 1¼	25	2009045	C	**1 127.–**

= ready for delivery, L = supply availability, C = approx. 2 weeks, K = approx. 4 weeks, A = on request, = please contact Wilo
Subject to change – all prices do not include VAT. Our General Terms of Delivery and Service apply (see www.wilo.com/legal) – valid from 01/01/2019 in Germany.

Price group: PG6

Ordering information

Multivert MVIS	Rated power	Pressure port	Gross weight, approx.	Art. no.		
Type	P_2 kW		m kg			EUR
406	1.10	G 1¼	25.5	2009046	C	**1 255.–**
407	2.20	G 1¼	26	2009047	C	**1 381.–**
408	2.20	G 1¼	31	2009048	C	**1 521.–**
409	2.20	G 1¼	31.5	2009049	C	**1 593.–**
410	2.20	G 1¼	32	2009050	C	**1 675.–**
802	1.10	G 1½	26.5	2009051	C	**1 324.–**
803	1.10	G 1½	28	2009052	C	**1 367.–**
804	1.10	G 1½	28.5	2009053	C	**1 638.–**
805	2.20	G 1½	33.5	2009054	C	**1 755.–**
806	2.20	G 1½	34.5	2009055	C	**1 916.–**

= ready for delivery, L = supply availability, C = approx. 2 weeks, K = approx. 4 weeks, A = on request, = please contact Wilo
Subject to change – all prices do not include VAT. Our General Terms of Delivery and Service apply (see www.wilo.com/legal) – valid from 01/01/2019 in Germany.



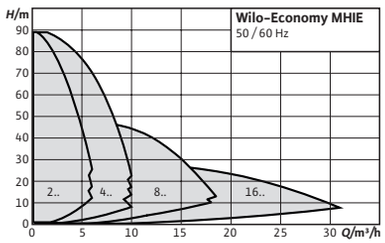

Accessories	Page
Accessories	297

Wilo-Economy MHIE

Design type
Non-self-priming multistage pump with integrated frequency converter

Application
- → Water supply and pressure boosting
- → Irrigation
- → Heating
- → System industrial equipment: cooling, washing

Scope of delivery
- → Pump
- → Installation and operating instructions

Notice
Available on request
Combination with stainless steel 1.4301 and FKM gaskets or stainless steel 1.4404 and EPDM gaskets, supply availability +2 weeks.

Special features/product advantages
- → Easy operation and compact design
- → All parts in contact with fluid are made of stainless steel
- → IEC three-phase motor (level IE2) with integrated frequency converter (frequency converter for 3~motors have optional interfaces for bus communication using plug-in IF-Modules)
- → Full motor protection
- → Drinking water approval (ACS, KTW, WRAS) for all components in contact with the fluid (EPDM version)

M1 = manual speed control
M2 = automatic mode p = const.
M3 = control by means of external signal 0...10 V/4...20 mA

Mains connection
1~230 V, 50/60 Hz; 3~400 V, 50/60 Hz

Price group: PG6

Ordering information 1~230 V

Economy MHIE	Rated power	Gross weight, approx.	Art. no. 1.4301, X5CrNi18-10			Art. no. 1.4404, X2CrNi-Mo17-12-2		
Type	P_2 kW	m kg		🚚	EUR		🚚	EUR
205 M1, M3	1.10	18.2	4073100	L	**1 900.–**	4073104	C	**2 075.–**
205 M2	1.10	18.2	4073101	L	**1 900.–**	4073105	C	**2 075.–**
403 M1, M3	1.10	16.7	4073102	L	**1 918.–**	4073106	C	**2 131.–**
403 M2	1.10	16.7	4073103	L	**1 918.–**	4073107	C	**2 131.–**

🚚 = ready for delivery, L = supply availability, C = approx. 2 weeks, K = approx. 4 weeks, A = on request, 📞 = please contact Wilo
Subject to change – all prices do not include VAT. Our General Terms of Delivery and Service apply (see www.wilo.com/legal) – valid from 01/01/2019 in Germany.

Price group: PG6

Ordering information (3~400 V)

Economy MHIE	Rated power	Gross weight, approx.	Art. no. 1.4301, X5CrNi18-10			Art. no. 1.4404, X2CrNi-Mo17-12-2		
Type	P_2 kW	m kg		🚚	EUR		🚚	EUR
203N	0.75	18.2	4171764	C	**1 758.–**	4171765	C	**1 941.–**
205N-2G	1.10	18.8	4148406	L	**1 879.–**	4148407	C	**2 063.–**
206N	1.50	25.5	4171770	C	**2 124.–**	4171771	C	**2 242.–**
402N	0.75	18.2	4171776	C	**1 830.–**	4171777	C	**1 941.–**
403N-2G	1.10	18.8	4148412	L	**1 909.–**	4148413	C	**2 053.–**
404N	1.50	23.8	4171782	C	**2 154.–**	4171783	C	**2 250.–**
406N-2G	2.20	26.6	4148418	L	**2 954.–**	4148419	C	**3 227.–**
802N	1.50	23.1	4171788	C	**2 255.–**	4171789	C	**2 426.–**
803N-2G	2.20	25.4	4148424	L	**3 198.–**	4148425	C	**3 490.–**
1602N-2G	2.20	27.5	4148430	L	**3 104.–**	–	A	📞

🚚 = ready for delivery, L = supply availability, C = approx. 2 weeks, K = approx. 4 weeks, A = on request, 📞 = please contact Wilo
Subject to change – all prices do not include VAT. Our General Terms of Delivery and Service apply (see www.wilo.com/legal) – valid from 01/01/2019 in Germany.



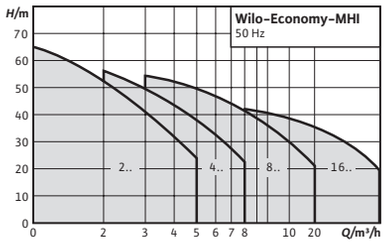

Accessories **Page**
Accessories 297

Wilo-Economy MHI

Design type
Non-self-priming multistage pump

Application
- → Water supply and pressure boosting
- → Irrigation
- → Heating
- → System industrial equipment: Cooling, washing, food, renewable energy, ship building

Scope of delivery
- → Pump
- → Installation and operating instructions

Notice
Versions with other mechanical seals **on request**
Available on request (not MHI 16...):

Special features/product advantages
- → IE3 IEC three-phase AC motor (≥ 0.75 kW)
- → All parts that come in contact with the fluid are made of stainless steel 1.4301 (AISI 304) or 1.4404 (AISI 316L)
- → Space-saving, compact design
- → Drinking water approval (ACS, KTW, WRAS) for all components in contact with the fluid (EPDM version)

Combination with 1.4301 stainless steel and FKM seals or 1.4404 stainless steel and EPDM seals, supply availability + 2 weeks.

Mains connection
1~230 V, 50 Hz; 3~230 V, 3~400 V, 50 Hz; 3~380 V, 60 Hz

Price group: PG5

Ordering information

Materials: Stainless steel 1.4301, gasket type: EPDM

Economy MHI	Rated power 1~230 V, 50 Hz	Gross weight, approx.	Art. no.			Rated power 3~400 V, 50 Hz	Gross weight, approx.	Art. no.		
Type	P_2 kW	m kg			EUR	P_2 kW	m kg			EUR
202	0.55	11.3	4024282	L	**375.–**	0.55	10.4	4024283	L	**341.–**
203	0.55	11.3	4024284	L	**427.–**	0.55	10.4	4024285	L	**390.–**
204	0.55	12.1	4024286	L	**505.–**	0.55	11.2	4024287	L	**460.–**
205	0.75	13.7	4024288	L	**537.–**	0.75	15.2	4210718	L	**488.–**
206	1.10	17.2	4024290	L	**576.–**	1.10	17.4	4210722	L	**567.–**
402	0.55	11.3	4024292	L	**400.–**	0.55	10.4	4024293	L	**363.–**

= ready for delivery, L = supply availability, C = approx. 2 weeks, K = approx. 4 weeks, A = on request, = please contact Wilo
Subject to change – all prices do not include VAT. Our General Terms of Delivery and Service apply (see www.wilo.com/legal) – valid from 01/01/2019 in Germany.

Price group: PG5

Ordering information

Materials: Stainless steel 1.4301, gasket type: EPDM

Economy MHI	Rated power 1~230 V, 50 Hz	Gross weight, approx.	Art. no.			Rated power 3~400 V, 50 Hz	Gross weight, approx.	Art. no.		
Type	P_2 kW	m kg		🚚	EUR	P_2 kW	m kg		🚚	EUR
403	0.55	12.2	4024294	L	**456.–**	0.55	11.3	4024295	L	**416.–**
404	0.75	13.7	4024296	L	**538.–**	0.75	15.1	4210725	L	**488.–**
405	1.10	16.7	4024298	L	**613.–**	1.10	16.6	4210732	L	**558.–**
406	1.50	19.3	4024300	L	**669.–**	1.10	17.5	4210735	L	**607.–**
801	–	–	–	A	✆	0.75	13.7	4210738	C	**610.–**
802	0.75	17.3	4024302	L	**693.–**	0.75	14.1	4210739	L	**631.–**
803	1.10	16	4024304	L	**780.–**	1.10	15.6	4210743	L	**710.–**
804	1.50	17.5	4024306	L	**866.–**	1.50	20.4	4210747	L	**790.–**
805	–	–	–	A	✆	2.20	22.8	4210750	L	**845.–**
1602	–	–	–	A	✆	1.50	19.7	4210710	L	**854.–**
1603	–	–	–	A	✆	2.20	22.1	4210713	L	**918.–**
1604	–	–	–	A	✆	2.20	23.1	4210715	L	**1 093.–**

Price group: PG5

Ordering information

Materials: Stainless steel 1.4404, gasket type: FKM

Economy MHI	Rated power 1~230 V, 50 Hz	Gross weight, approx.	Art. no.			Rated power 3~400 V, 50 Hz	Gross weight, approx.	Art. no.		
Type	P_2 kW	m kg		🚚	EUR	P_2 kW	m kg		🚚	EUR
202	0.55	11.3	4015676	C	**541.–**	0.55	10.4	4015677	C	**482.–**
203	0.55	11.3	4015678	C	**614.–**	0.55	10.4	4015679	C	**549.–**
204	0.55	12.1	4015680	C	**727.–**	0.55	11.2	4015681	C	**641.–**
205	0.75	13.7	4015682	C	**769.–**	0.75	15.2	4210721	C	**681.–**
206	1.10	17.2	4015684	C	**829.–**	1.10	17.4	4210724	C	**793.–**
402	0.55	11.3	4015686	C	**573.–**	0.55	10.4	4015687	C	**505.–**
403	0.55	12.2	4015688	C	**658.–**	0.55	11.3	4015689	C	**581.–**
404	0.75	13.7	4015690	C	**770.–**	0.75	15.1	4210731	C	**684.–**
405	1.10	16.7	4015692	C	**886.–**	1.10	16.6	4210734	C	**779.–**
406	1.50	19.3	4015694	C	**964.–**	1.10	17.5	4210737	C	**853.–**
802	0.75	17.3	4015696	C	**1 000.–**	0.75	14.1	4210742	C	**903.–**
803	1.10	16	4015698	C	**1 123.–**	1.10	15.6	4210746	C	**992.–**
804	1.50	17.5	4015700	C	**1 246.–**	1.50	20.4	4210749	C	**1 101.–**
805	–	–	–	A	✆	2.20	22.8	4210752	C	**1 199.–**

🚚 = ready for delivery, L = supply availability, C = approx. 2 weeks, K = approx. 4 weeks, A = on request, ✆ = please contact Wilo
Subject to change – all prices do not include VAT. Our General Terms of Delivery and Service apply (see www.wilo.com/legal) – valid from 01/01/2019 in Germany.



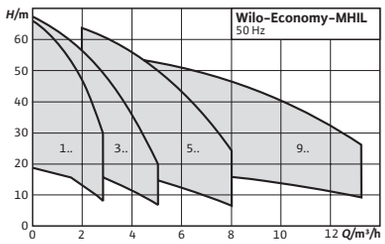

Accessories **Page**

Accessories 297

Wilo-Economy MHIL

Design type
Non-self-priming multistage pump

Application
- → Water supply and pressure boosting
- → Irrigation
- → Heating
- → System industrial equipment: Cooling, washing, food, renewable energy

Scope of delivery
- → Pump
- → Installation and operating instructions

Notice
Connections for suction and pressure side:
MHIL 1... and MHIL 3...: Rp 1 / Rp 1

Special features/product advantages
- → IE3 IEC three-phase AC motor (≥ 0.75 kW)
- → Impellers and stage housing made of stainless steel
- → Pump housing made of EN-GJL-250 cast iron, KTL coating
- → Single-phase and three-phase versions available

MHIL 5...: Rp 1¼ / Rp 1
MHIL 9...: Rp 1½ / Rp 1¼

Versions with special seals or mechanical seals **on request.**

Mains connection
1~230 V, 50 Hz; 3~230 V, 3~400 V, 50 Hz

Price group: PG5

Ordering information

Materials: 1.4301 stainless steel, EPDM seals, mechanical seal tungsten carbide/carbon

Economy MHIL	Rated power 1~230 V, 50 Hz	Gross weight, approx.	Art. no.			Rated power 3~400 V, 50 Hz	Gross weight, approx.	Art. no.		
Type	P_2 kW	m kg			EUR	P_2 kW	m kg			EUR
102	0.55	14.1	4083883	L	**288.–**	0.55	13.9	4083882	L	**281.–**
103	0.55	14.4	4083885	L	**345.–**	0.55	14.2	4083884	L	**337.–**
104	0.55	14.7	4083887	L	**400.–**	0.55	14.6	4083886	C	**388.–**
105	0.55	15	4083888	L	**432.–**	0.55	14.9	4083889	C	**417.–**
106	0.55	15.4	4083890	L	**466.–**	0.55	15.2	4083891	L	**454.–**
107	0.55	15.7	4083893	C	**586.–**	0.55	15.5	4083892	C	**573.–**
302	0.55	14.4	4083894	L	**316.–**	0.55	14.2	4083895	L	**302.–**
303	0.55	14.6	4083896	L	**356.–**	0.55	14.5	4083897	L	**354.–**

= ready for delivery, L = supply availability, C = approx. 2 weeks, K = approx. 4 weeks, A = on request, = please contact Wilo
Subject to change – all prices do not include VAT. Our General Terms of Delivery and Service apply (see www.wilo.com/legal) – valid from 01/01/2019 in Germany.

Price group: PG5

Ordering information

Materials: 1.4301 stainless steel, EPDM seals, mechanical seal tungsten carbide/carbon

Economy MHIL	Rated power 1~230 V, 50 Hz	Gross weight, approx.	Art. no.			Rated power 3~400 V, 50 Hz	Gross weight, approx.	Art. no.		
Type	P_2 kW	m kg			EUR	P_2 kW	m kg			EUR
304	0.55	14.9	4083898	L	**425.–**	0.55	14.7	4083899	L	**422.–**
305	0.75	16.5	4083901	L	**488.–**	0.75	18.1	4210650	L	**463.–**
306	1.10	19.2	4083902	L	**568.–**	1.10	19.5	4210653	L	**549.–**
502	0.55	14.4	4083904	L	**335.–**	0.55	14.2	4083905	L	**322.–**
503	0.55	14.7	4083906	L	**388.–**	0.55	14.5	4083907	L	**375.–**
504	0.75	16.3	4083908	L	**476.–**	0.75	17.7	4210656	L	**452.–**
505	1.10	19	4083910	L	**569.–**	1.10	19.5	4210659	L	**538.–**
506	1.50	20.9	4083913	L	**622.–**	1.50	24	4210662	L	**591.–**
902	0.75	15.7	4083914	L	**626.–**	0.75	16.4	4210665	L	**594.–**
903	1.10	18.5	4083916	L	**720.–**	1.10	18.3	4210667	L	**692.–**
904	1.50	20.3	4083918	L	**805.–**	1.50	22.9	4210669	L	**790.–**
905	–	–	–	A	✆	2.20	25.7	4210671	L	**834.–**

🚚 = ready for delivery, L = supply availability, C = approx. 2 weeks, K = approx. 4 weeks, A = on request, ✆ = please contact Wilo
Subject to change – all prices do not include VAT. Our General Terms of Delivery and Service apply (see www.wilo.com/legal) – valid from 01/01/2019 in Germany.



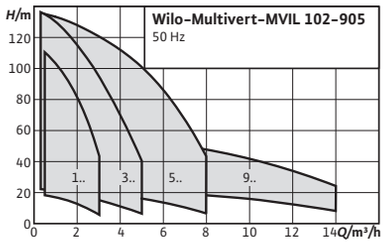

Accessories **Page**

Accessories 297

Wilo-Multivert MVIL

Design type

Non-self-priming multistage pump

Application

- → Water supply and pressure boosting
- → Commerce and industry
- → Washing and spraying systems
- → Rainwater utilisation
- → Cooling and cold water circuits

Scope of delivery

- → Wilo-MVIL high-pressure multistage centrifugal pump
- → Cast iron oval counter flanges Rp 1 to Rp 1 ½ with the corresponding screws, nuts and gaskets
- → Installation and operating instructions

Special features/product advantages

→ Space-saving, compact block design

Notice

Connections with 2-hole oval flange:
MVIL 1... and MVIL 3...: Rp 1 / Rp 1
MVIL 5...: Rp1 / Rp 1¼
MVIL 9...: Rp 1¼ / Rp 1½
Versions with special seals or mechanical seals **on request.**

Mains connection

1~230 V, 50 Hz; 3~230 V, 3~400 V, 50 Hz

Price group: PG6

Ordering information

Multivert MVIL	Rated power	Gross weight, approx.	Art. no.		
Type	P_2 kW	m kg			EUR
102	0.55	19.5	4087791	C	**650.–**
103	0.55	19.8	4087793	C	**656.–**
104	0.37	23.1	4087723	C	**640.–**
105	0.55	23.4	4087725	C	**651.–**
106	0.55	23.7	4087727	C	**696.–**
107	0.75	26.9	4087801	C	**798.–**
108	0.75	26.4	4211056	C	**934.–**
109	1.10	27.5	4211057	C	**943.–**
110	1.10	27.8	4211058	C	**945.–**
112	1.10	28.3	4087809	C	**974.–**
302	0.37	19.6	4087739	C	**623.–**

= ready for delivery, L = supply availability, C = approx. 2 weeks, K = approx. 4 weeks, A = on request, = please contact Wilo
Subject to change – all prices do not include VAT. Our General Terms of Delivery and Service apply (see www.wilo.com/legal) – valid from 01/01/2019 in Germany.

Price group: PG6

Ordering information

Multivert MVIL	Rated power	Gross weight, approx.	Art. no.		
Type	P_2 kW	m kg			EUR
303	0.55	22.9	4087741	C	**632.–**
304	0.75	26.3	4087815	C	**685.–**
305	0.75	26.7	4087819	C	**710.–**
306	1.10	25.4	4211062	C	**857.–**
307	1.10	27.4	4087823	C	**850.–**
308	1.50	32.4	4211064	C	**973.–**
309	1.50	28.1	4087827	C	**944.–**
310	1.50	28.5	4087829	C	**949.–**
312	2.20	33.6	4211067	C	**1 146.–**
502	0.55	22.7	4087831	C	**648.–**
503	0.75	26.1	4087833	C	**666.–**
504	1.10	26.5	4211069	C	**763.–**
505	1.10	26.8	4211070	C	**785.–**
506	1.50	31.9	4211071	C	**931.–**
507	1.50	27.6	4087841	C	**868.–**
508	2.20	32.4	4211073	C	**997.–**
509	2.20	32.7	4211074	C	**1 046.–**
510	2.20	33	4211126	C	**1 104.–**
512	2.20	33.5	4211130	C	**1 157.–**
902	0.75	28.5	4087843	C	**698.–**
903	1.10	28.9	4087845	C	**774.–**
904	1.50	29.3	4087847	C	**808.–**
905	2.20	39.2	4211078	C	**989.–**
906	2.20	39.6	4211118	C	**1 011.–**
907	2.20	40	4211122	C	**1 053.–**

= ready for delivery, L = supply availability, C = approx. 2 weeks, K = approx. 4 weeks, A = on request, = please contact Wilo
Subject to change – all prices do not include VAT. Our General Terms of Delivery and Service apply (see www.wilo.com/legal) – valid from 01/01/2019 in Germany.



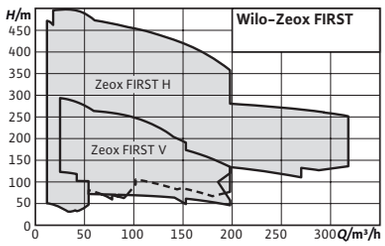

Accessories	Page
Accessories	297

Wilo-Zeox FIRST

Design type
Non self-priming, highly efficient high-pressure multi-stage centrifugal pump

Application
- → Professional irrigation/agriculture
- → Water supply/pressure boosting
- → Fire fighting
- → Heating, air-conditioning, cooling

Scope of delivery
- → Horizontal pump system with motor, coupling, base-plate and pump or
- → vertical pump system with motor, coupling and pump
- → Installation and operating instructions

Special features/product advantages
- → Extremely efficient hydraulics and highly-efficient IE3 motor with standard-mounted PTC sensor
- → Pump set standard mounted with rigid coupling between motor and hydraulics and with mechanical seal
- → Standard-mounted bypass flushing device guarantees a long service life for the mechanical seal
- → Clever flange positioning and stuffing box gland upon request
- → Bronze impellers upon request for high reliability

Mains connection
3~400 V, 50 Hz

Price group: PG6

Ordering information

Zeox FIRST	Gross weight, approx.	Rated power	Art. no.		
Type	m kg	P_2 kW			EUR
V 6003/A-30-2	416	30.00	4191940	A	**9 881.-**
V 6003/A-37-2	439	37.00	4191942	A	**10 205.-**
V 6003/A-45-2	608	45.00	4191943	A	**12 584.-**
V 6003/B-30-2	416	30.00	4191939	A	**9 881.-**
V 6003/B-37-2	439	37.00	4191941	A	**10 205.-**
V 6004/A-55-2	740	55.00	4191946	A	**15 148.-**
V 6004/B-45-2	631	45.00	4191944	A	**13 091.-**
V 6004/B-55-2	740	55.00	4191945	A	**15 148.-**
V 6005/A-55-2	762	55.00	4191947	A	**15 884.-**
V 6005/A-75-2	1070	75.00	4192962	A	**18 417.-**
V 9003/A-45-2	608	45.00	4191948	A	**12 729.-**

= ready for delivery, L = supply availability, C = approx. 2 weeks, K = approx. 4 weeks, A = on request, = please contact Wilo
Subject to change – all prices do not include VAT. Our General Terms of Delivery and Service apply (see www.wilo.com/legal) – valid from 01/01/2019 in Germany.

Price group: PG6

Ordering information

Zeox FIRST	Gross weight, approx.	Rated power	Art. no.		
Type	m kg	P_2 kW			EUR
V 9003/B-45-2	608	45.00	4191949	A	**12 729.–**
V 9003/B-55-2	684	55.00	4191950	A	**14 803.–**
V 9004/A-75-2	1007	75.00	4191951	A	**17 496.–**
V 12002-45-2	630	45.00	4191952	A	**15 810.–**
V 12002-55-2	706	55.00	4191953	A	**17 883.–**
V 12002-75-2	988	75.00	4191954	A	**19 867.–**
V 12003-90-2	1059	90.00	4191955	A	**21 844.–**
V 12003-110-2	1340	110.00	4191956	A	**24 495.–**
V 12004-110-2	1345	110.00	4191957	A	**26 071.–**
V 16001-37-2	428	37.00	4191958	A	**12 519.–**
V 16001-45-2	597	45.00	4191959	A	**14 900.–**
V 16002-55-2	706	55.00	4191960	A	**17 990.–**
V 16002-75-2	988	75.00	4191961	A	**19 969.–**
V 16002-90-2	1026	90.00	4191962	A	**21 036.–**
V 16003-110-2	1340	110.00	4191963	A	**24 695.–**

Price group: PG6

Ordering information

Zeox FIRST	Gross weight, approx.	Rated power	Art. no.		
Type	m kg	P_2 kW			EUR
H 3202-5,5-2	161	5.50	4191741	A	**11 325.–**
H 3202-7,5-2	161	7.50	4191740	A	**11 427.–**
H 3202-9-2	161	9.00	4191739	A	**11 638.–**
H 3203-7,5-2	173	7.50	4191745	A	**11 914.–**
H 3203-9-2	173	9.00	4191744	A	**12 126.–**
H 3203-11-2	178	11.00	4191743	A	**12 523.–**
H 3203-15-2	179	15.00	4191742	A	**12 668.–**
H 3204-9-2	192	9.00	4191749	A	**12 613.–**
H 3204-11-2	191	11.00	4191748	A	**13 011.–**
H 3204-15-2	191	15.00	4191747	A	**13 155.–**
H 3204-18,5-2	189	18.50	4191746	A	**13 400.–**
H 3205-11-2	207	11.00	4191753	A	**13 635.–**
H 3205-15-2	207	15.00	4191752	A	**13 778.–**
H 3205-18,5-2	207	18.50	4191751	A	**14 023.–**
H 3205-22-2	207	22.00	4191750	A	**14 617.–**
H 3206-15-2	344	15.00	4191757	A	**13 798.–**
H 3206-18,5-2	374	18.50	4191756	A	**14 148.–**
H 3206-22-2	415	22.00	4191755	A	**14 722.–**
H 3206-30-2	491	30.00	4191754	A	**15 993.–**
H 3207-15-2	368	15.00	4191761	A	**14 389.–**
H 3207-18,5-2	586	18.50	4191760	A	**14 635.–**
H 3207-22-2	427	22.00	4191759	A	**15 210.–**
H 3207-30-2	510	30.00	4191758	A	**16 344.–**
H 3208-18,5-2	405	18.50	4191765	A	**15 174.–**
H 3208-22-2	446	22.00	4191764	A	**15 704.–**
H 3208-30-2	521	30.00	4191763	A	**16 829.–**

= ready for delivery, L = supply availability, C = approx. 2 weeks, K = approx. 4 weeks, A = on request, = please contact Wilo
Subject to change – all prices do not include VAT. Our General Terms of Delivery and Service apply (see www.wilo.com/legal) – valid from 01/01/2019 in Germany.

Price group: PG6

Ordering information

Zeox FIRST	Gross weight, approx.	Rated power	Art. no.		
Type	m kg	P_2 kW			EUR
H 3208-37-2	543	37.00	4191762	A	**17 019.–**
H 3209-18,5-2	388	18.50	4191769	A	**15 662.–**
H 3209-22-2	457	22.00	4191768	A	**16 192.–**
H 3209-30-2	533	30.00	4191767	A	**17 316.–**
H 3209-37-2	555	37.00	4191766	A	**17 506.–**
H 3210-22-2	469	22.00	4191773	A	**16 678.–**
H 3210-30-2	552	30.00	4191772	A	**18 356.–**
H 3210-37-2	574	37.00	4191771	A	**18 546.–**
H 3210-45-2	685	45.00	4191770	A	**20 550.–**
H 3211-22-2	488	22.00	4191777	A	**17 573.–**
H 3211-30-2	545	30.00	4191776	A	**18 844.–**
H 3211-37-2	585	37.00	4191775	A	**19 034.–**
H 3211-45-2	746	45.00	4191774	A	**21 037.–**
H 3212-30-2	575	30.00	4191781	A	**19 332.–**
H 3212-37-2	597	37.00	4191780	A	**19 521.–**
H 3212-45-2	758	45.00	4191779	A	**22 141.–**
H 3212-55-2	838	55.00	4191778	A	**22 510.–**
H 3213-30-2	586	30.00	4191785	A	**19 819.–**
H 3213-37-2	608	37.00	4191784	A	**20 009.–**
H 3213-45-2	769	45.00	4191783	A	**22 012.–**
H 3213-55-2	851	55.00	4191782	A	**23 616.–**
H 4202-7,5-2	161	7.50	4191789	A	**11 463.–**
H 4202-9-2	161	9.00	4191788	A	**11 675.–**
H 4202-11-2	160	11.00	4191787	A	**12 071.–**
H 4202-15-2	160	15.00	4191786	A	**12 215.–**
H 4203-9-2	173	9.00	4191793	A	**12 178.–**
H 4203-11-2	178	11.00	4191792	A	**12 575.–**
H 4203-15-2	179	15.00	4191791	A	**12 720.–**
H 4203-18,5-2	179	18.50	4191790	A	**12 964.–**
H 4204-15-2	353	15.00	4191797	A	**13 226.–**
H 4204-18,5-2	374	18.50	4191796	A	**13 471.–**
H 4204-22-2	410	22.00	4191795	A	**14 065.–**
H 4204-30-2	484	30.00	4191794	A	**15 457.–**
H 4205-15-2	372	15.00	4191801	A	**13 865.–**
H 4205-18,5-2	397	18.50	4191800	A	**14 111.–**
H 4205-22-2	433	22.00	4191799	A	**14 706.–**
H 4205-30-2	514	30.00	4191798	A	**16 064.–**
H 4206-18,5-2	374	18.50	4191805	A	**14 719.–**
H 4206-22-2	415	22.00	4191804	A	**15 294.–**
H 4206-30-2	491	30.00	4191803	A	**16 565.–**
H 4206-37-2	513	37.00	4191802	A	**16 755.–**
H 4207-22-2	427	22.00	4191809	A	**15 330.–**
H 4207-30-2	510	30.00	4191808	A	**16 480.–**
H 4207-37-2	532	37.00	4191807	A	**16 654.–**
H 4207-45-2	691	45.00	4191806	A	**18 816.–**
H 4208-30-2	543	30.00	4191813	A	**16 987.–**

= ready for delivery, L = supply availability, C = approx. 2 weeks, K = approx. 4 weeks, A = on request, = please contact Wilo
Subject to change – all prices do not include VAT. Our General Terms of Delivery and Service apply (see www.wilo.com/legal) – valid from 01/01/2019 in Germany.

Price group: PG6

Ordering information

Zeox FIRST	Gross weight, approx.	Rated power	Art. no.		
Type	m kg	P_2 kW			EUR
H 4208-37-2	543	37.00	4191812	A	**17 162.–**
H 4208-45-2	703	45.00	4191811	A	**19 324.–**
H 4208-55-2	791	55.00	4191810	A	**20 703.–**
H 4209-30-2	533	30.00	4191817	A	**17 492.–**
H 4209-37-2	555	37.00	4191816	A	**17 665.–**
H 4209-45-2	722	45.00	4191815	A	**20 221.–**
H 4209-55-2	803	55.00	4191814	A	**21 208.–**
H 4210-37-2	574	37.00	4191821	A	**18 721.–**
H 4210-45-2	685	45.00	4191820	A	**20 725.–**
H 4210-55-2	814	55.00	4191819	A	**21 711.–**
H 4210-75-2	1090	75.00	4191818	A	**25 236.–**
H 4211-37-2	585	37.00	4191825	A	**19 226.–**
H 4211-45-2	746	45.00	4191824	A	**21 229.–**
H 4211-55-2	826	55.00	4191823	A	**22 214.–**
H 4211-75-2	1122	75.00	4191822	A	**25 740.–**
H 4212-37-2	597	37.00	4191829	A	**19 733.–**
H 4212-45-2	758	45.00	4191828	A	**22 352.–**
H 4212-55-2	838	55.00	4191827	A	**22 721.–**
H 4212-75-2	1133	75.00	4191826	A	**26 246.–**
H 6002-18,5-2	337	18.50	4191832	A	**12 885.–**
H 6002-22-2	373	22.00	4191831	A	**13 534.–**
H 6002-30-2	443	30.00	4191830	A	**14 822.–**
H 6003-22-2	405	22.00	4191836	A	**13 769.–**
H 6003-30-2	489	30.00	4191835	A	**15 181.–**
H 6003-37-2	511	37.00	4191834	A	**15 372.–**
H 6003-45-2	666	45.00	4191833	A	**17 374.–**
H 6004-37-3	542	37.00	4191839	A	**16 885.–**
H 6004-45-2	697	45.00	4191838	A	**18 206.–**
H 6004-55-2	783	55.00	4191837	A	**19 205.–**
H 6005-45-2	723	45.00	4191842	A	**18 948.–**
H 6005-55-2	801	55.00	4191841	A	**19 935.–**
H 6005-75-2	1075	75.00	4191840	A	**23 145.–**
H 6006-55-2	831	55.00	4191845	A	**21 071.–**
H 6006-75-2	1109	75.00	4191844	A	**23 977.–**
H 6006-90-2	1142	90.00	4191843	A	**24 650.–**
H 6007-75-2	1128	75.00	4191848	A	**24 709.–**
H 6007-90-2	1160	90.00	4191847	A	**25 380.–**
H 6007-110-2	1411	110.00	4191846	A	**27 732.–**
H 6008-75-2	1147	75.00	4191851	A	**25 440.–**
H 6008-90-2	1180	90.00	4191850	A	**26 112.–**
H 6008-110-2	1430	110.00	4191849	A	**28 465.–**
H 6009-75-2	1181	75.00	4191855	A	**26 788.–**
H 6009-90-2	1213	90.00	4191854	A	**27 461.–**
H 6009-110-2	1448	110.00	4191853	A	**29 194.–**
H 6009-132-2	1541	132.00	4191852	A	**30 922.–**
H 9002-22-2	373	22.00	4191858	A	**13 652.–**

= ready for delivery, L = supply availability, C = approx. 2 weeks, K = approx. 4 weeks, A = on request, = please contact Wilo
Subject to change – all prices do not include VAT. Our General Terms of Delivery and Service apply (see www.wilo.com/legal) – valid from 01/01/2019 in Germany.

Price group: PG6

Ordering information

Zeox FIRST	Gross weight, approx.	Rated power	Art. no.		
Type	m kg	P_2 kW			EUR
H 9002-30-2	443	30.00	4191857	A	**14 940.–**
H 9002-37-2	459	37.00	4191856	A	**15 113.–**
H 9003-30-2	489	30.00	4191862	A	**15 374.–**
H 9003-37-2	511	37.00	4191861	A	**15 547.–**
H 9003-45-2	666	45.00	4191860	A	**17 549.–**
H 9003-55-2	755	55.00	4191859	A	**18 639.–**
H 9004-37-2	542	37.00	4191866	A	**16 437.–**
H 9004-45-2	697	45.00	4191865	A	**18 439.–**
H 9004-55-2	783	55.00	4191864	A	**19 438.–**
H 9004-75-2	1061	75.00	4191863	A	**21 998.–**
H 9005-55-2	801	55.00	4191869	A	**20 228.–**
H 9005-75-2	1075	75.00	4191868	A	**23 437.–**
H 9005-90-2	1118	90.00	4191867	A	**24 210.–**
H 9006-75-2	1109	75.00	4191872	A	**24 328.–**
H 9006-90-2	1142	90.00	4191871	A	**25 000.–**
H 9006-110-2	1392	110.00	4191870	A	**26 737.–**
H 9007-75-2	1128	75.00	4191876	A	**25 118.–**
H 9007-90-2	1160	90.00	4191875	A	**25 790.–**
H 9007-110-2	1411	110.00	4191874	A	**28 141.–**
H 9007-132-2	1503	132.00	4191873	A	**29 869.–**
H 9008-90-2	1180	90.00	4191880	A	**26 580.–**
H 9008-110-2	1430	110.00	4191879	A	**28 934.–**
H 9008-132-2	1522	132.00	4191878	A	**30 662.–**
H 9008-160-2	1647	160.00	4191877	A	**34 934.–**
H 12002-45-2	627	45.00	4191883	A	**19 148.–**
H 12002-55-2	853	55.00	4191882	A	**19 999.–**
H 12002-75-2	1126	75.00	4191881	A	**23 352.–**
H 12003-75-2	1172	75.00	4191886	A	**24 471.–**
H 12003-90-2	1205	90.00	4191885	A	**25 144.–**
H 12003-110-2	1438	110.00	4191884	A	**26 873.–**
H 12004-90-2	1052	90.00	4191890	A	**26 157.–**
H 12004-110-2	1475	110.00	4191889	A	**28 504.–**
H 12004-132-2	1567	132.00	4191888	A	**30 233.–**
H 12004-160-2	1689	160.00	4191887	A	**34 512.–**
H 12005-110-2	1470	110.00	4191894	A	**29 523.–**
H 12005-132-2	1604	132.00	4191893	A	**31 322.–**
H 12005-160-2	1726	160.00	4191892	A	**35 529.–**
H 12005-200-2	1962	200.00	4191891	A	**46 904.–**
H 12006-132-2	1605	132.00	4191898	A	**32 336.–**
H 12006-160-2	1775	160.00	4191897	A	**36 544.–**
H 12006-200-2	1962	200.00	4191896	A	**47 919.–**
H 12006-250-2	2340	250.00	4191895	A	**55 180.–**
H 16002-55-2	853	55.00	4191902	A	**20 167.–**
H 16002-75-2	1126	75.00	4191901	A	**23 523.–**
H 16002-90-2	1159	90.00	4191900	A	**24 195.–**
H 16002-110-2	1401	110.00	4191899	A	**26 100.–**

= ready for delivery, L = supply availability, C = approx. 2 weeks, K = approx. 4 weeks, A = on request, = please contact Wilo
Subject to change – all prices do not include VAT. Our General Terms of Delivery and Service apply (see www.wilo.com/legal) – valid from 01/01/2019 in Germany.

Price group: PG6

Ordering information

Zeox FIRST	Gross weight, approx.	Rated power	Art. no.		
Type	m kg	P_2 kW			EUR
H 16003-75-2	1172	75.00	4191907	A	**24 663.–**
H 16003-90-2	1205	90.00	4191906	A	**25 334.–**
H 16003-110-2	1438	110.00	4191905	A	**27 066.–**
H 16003-132-2	1530	132.00	4191904	A	**28 793.–**
H 16003-160-2	1652	160.00	4191903	A	**33 168.–**
H 16004-110-2	1475	110.00	4191911	A	**28 720.–**
H 16004-132-2	1567	132.00	4191910	A	**30 448.–**
H 16004-160-2	1689	160.00	4191909	A	**34 727.–**
H 16004-200-2	1876	200.00	4191908	A	**46 101.–**
H 16005-132-2	1604	132.00	4191915	A	**31 557.–**
H 16005-160-2	1726	160.00	4191914	A	**35 763.–**
H 16005-200-2	1962	200.00	4191913	A	**47 138.–**
H 16005-250-2	2350	250.00	4191912	A	**54 399.–**
H 16006-160-2	1775	160.00	4191919	A	**36 800.–**
H 16006-200-2	1962	200.00	4191918	A	**48 175.–**
H 16006-250-2	2340	250.00	4191917	A	**55 436.–**
H 16006-315-2	2765	315.00	4191916	A	**62 587.–**
H 20002-90-2	630	90.00	4191923	A	**35 344.–**
H 20002-110-2	1827	110.00	4191922	A	**39 810.–**
H 20002-132-2	1925	132.00	4191921	A	**41 554.–**
H 20002-160-2	2011	160.00	4191920	A	**45 652.–**
H 20003-160-2	2085	160.00	4191926	A	**48 995.–**
H 20003-200-2	2272	200.00	4191925	A	**60 372.–**
H 20003-250-2	2497	250.00	4191924	A	**65 080.–**
H 24002-132-2	1925	132.00	4191929	A	**42 166.–**
H 24002-160-2	2011	160.00	4191928	A	**46 236.–**
H 24002-200-2	2198	200.00	4191927	A	**57 612.–**
H 24003-200-2	2272	200.00	4191932	A	**61 249.–**
H 24003-250-2	2497	250.00	4191931	A	**65 958.–**
H 24003-315-2	2870	315.00	4191930	A	**73 108.–**
H 28002-132-2	1925	132.00	4191935	A	**42 725.–**
H 28002-160-2	2011	160.00	4191934	A	**46 822.–**
H 28002-200-2	2198	200.00	4191933	A	**58 196.–**
H 28003-200-2	2272	200.00	4191938	A	**62 126.–**
H 28003-250-2	2497	250.00	4191937	A	**66 835.–**
H 28003-315-2	2870	315.00	4191936	A	**73 984.–**

= ready for delivery, L = supply availability, C = approx. 2 weeks, K = approx. 4 weeks, A = on request, = please contact Wilo
Subject to change – all prices do not include VAT. Our General Terms of Delivery and Service apply (see www.wilo.com/legal) – valid from 01/01/2019 in Germany.

Price group: PG14

Accessories for high-pressure multistage centrifugal pumps

Type	Description		Art. no.		EUR
Stainless steel counter flange (oval, 2 piece), PN16/DN25	Set comprising 2 counter flanges as oval flange with 1.4301 female thread for Helix V, MVI pump series in PN 16 including screws. Please order seals separately (in EPDM or FKM design depending on the pump use)!	PN16/DN25	4016168	L	**258.–**
Stainless steel counter flange (oval, 2 piece), PN16/DN32		PN16/DN32	4016169	K	**364.–**
Stainless steel counter flange (oval, 2 piece), PN16/DN40		PN16/DN40	4016170	K	**376.–**
Stainless steel counter flange (oval, 2 piece), PN16/DN50		PN16/DN50	4055063	C	**418.–**
Stainless steel counter flange (round, 2 piece), PN 25/PN 40 DN 25	Set comprising 2 counter flanges in steel material version AISI316L (1.4404), screws, nuts and flat gaskets for pump series HELIX FIRST/V/VE/ EXCEL, MVI/MVIE	PN 25/PN 40 DN 25	4016165	C	**353.–**
Stainless steel counter flange (round, 2 piece), PN 25/PN 40 DN 32		PN 25/PN 40 DN 32	4016166	C	**472.–**
Stainless steel counter flange (round, 2 piece), PN 25/PN 40 DN 40		PN 25/PN 40 DN 40	4016167	C	**516.–**
Stainless steel counter flange (round, 2 piece), PN 16 DN 50		PN 16 DN 50	4038587	C	**615.–**
Stainless steel counter flange (round, 2 piece), PN 25/PN 40 DN 50		PN 25/PN 40 DN 50	4038589	C	**786.–**
Stainless steel counter flange (round, 2 piece), PN 16 DN 65		PN 16 DN 65	4038592	C	**946.–**
Stainless steel counter flange (round, 2 piece), PN 25/PN 40 DN 65		PN 25/PN 40 DN 65	4038594	C	**1 003.–**
Stainless steel counter flange (round, 2 piece), PN 16 DN 80		PN 16 DN 80	4073797	C	**1 446.–**
Stainless steel counter flange (round, 2 piece), PN 25/PN 40 DN 80		PN 25/PN 40 DN 80	4073799	C	**1 625.–**
Stainless steel counter flange (round, 2 piece), PN 16 DN 100		PN 16 DN 100	4073801	C	**1 641.–**
Stainless steel counter flange (round, 2 piece), PN 25/PN 40 DN 100		PN 25/PN 40 DN 100	4073803	C	**1 881.–**
Steel counter flange (round, 2 piece), PN 25/ PN 40 DN 25	Set comprising 2 counter flanges in steel material version for pump series HELIX FIRST/V/VE/ EXCEL, MVI/MVIE	PN 25/PN 40 DN 25	4016162	C	**127.–**
Steel counter flange (round, 2 piece), PN 25/ PN 40 DN 32		PN 25/PN 40 DN 32	4016163	K	**147.–**
Steel counter flange (round, 2 piece), PN 25/ PN 40 DN 40		PN 25/PN 40 DN 40	4016164	C	**179.–**
Steel counter flange (round, 2 piece), PN 16 DN 50		PN 16 DN 50	4038585	C	**215.–**
Steel counter flange (round, 2 piece), PN 25/ PN 40 DN 50		PN 25/PN 40 DN 50	4038588	C	**209.–**
Steel counter flange (round, 2 piece), PN 25/ PN 40 DN 65		PN 25/PN 40 DN 65	4038591	C	**201.–**
Steel counter flange (round, 2 piece), PN 25/ PN 40 DN 65		PN 25/PN 40 DN 65	4038593	C	**239.–**
Steel counter flange (round, 2 piece), PN 16 DN 80		PN 16 DN 80	4072534	C	**231.–**
Steel counter flange (round, 2 piece), PN 25/ PN 40 DN 80		PN 25/PN 40 DN 80	4072536	C	**336.–**
Steel counter flange (round, 2 piece), PN 16/ DN 100		PN 16/DN 100	4073131	C	**426.–**
Steel counter flange (round, 2 piece), PN 25/ PN 40 DN 100		PN 25/PN 40 DN 100	4073716	C	**588.–**

= ready for delivery, L = supply availability, C = approx. 2 weeks, K = approx. 4 weeks, A = on request, = please contact Wilo

Subject to change – all prices do not include VAT. Our General Terms of Delivery and Service apply (see www.wilo.com/legal) – valid from 01/01/2019 in Germany.

Price group: PG14

Accessories for high-pressure multistage centrifugal pumps

Type	Description		Art. no.		EUR
				🚚	
Victaulic coupling EPDM; R 1¼	Kit consisting of 2 quick couplings, incl. seals, screws and inserted parts made of 1.4435 stainless steel for pumps of the MVI series with Victaulic connection.	EPDM; R 1¼	4055279	L	**120.–**
Victaulic coupling Viton; R 1¼	Kit consisting of 2 quick couplings, incl. seals, screws and inserted parts made of 1.4435 stainless steel for pumps of the MVI series with Victaulic connection.	Viton; R 1¼	4055280	K	**277.–**
Victaulic coupling EPDM; R 2	Kit consisting of 2 quick couplings, incl. seals, screws and inserted parts made of 1.4435 stainless steel for pumps of the MVI series with Victaulic connection.	EPDM; R 2	4055281	K	**134.–**
Victaulic coupling Viton; R 2	Kit consisting of 2 quick couplings, incl. seals, screws and inserted parts made of 1.4435 stainless steel for pumps of the MVI series with Victaulic connection.	Viton; R 2	4055282	K	**457.–**
Bypass line for MVI 70../95..	Bypass line kit with all required components for Helix and MVI series pumps up to 25 bar	MVI/MVIE 70, 95	4076811	C	**183.–**
Bypass line for Helix V 2../4../6../10../16		Helix FIRST/V/VE/ EXCEL 2 ,4 ,6 ,10 ,16	4146786	L	**300.–**
Bypass line for Helix V 22.., V36.., V 52..		Helix FIRST/V/VE/ EXCEL 22, 36, 52	4124994	C	**326.–**
Bypassleitung and pressure gauge for Helix V 2../4../6../10../16	Bypass line kit with all required components and pressure gauge for Helix and MVI series pumps up to 25 bar	Helix FIRST/V/VE/ EXCEL 2, 4, 6, 10, 16	4146788	C	**345.–**
Bypassleitung and pressure gauge for Helix V 22.., V36.., V 52..		Helix FIRST/V/VE/ EXCEL 22, 36, 52	4124995	C	**223.–**
Bypassleitung and pressure gauge for MVI 70../95..		MVI/MVIE 70, 95	4077089	C	**232.–**
Pressure sensor, 0 – 6 bar	Sensor for fully automatic control of Helix EXCEL, Helix VE, MVIE, MVISE and MHIE pumps, control signal 4–20 mA	0 – 6 bar	2541618	L	**254.–**
Pressure sensor, 0 – 10 bar		0 – 10 bar	2541619	L	**263.–**
Pressure sensor, 0 – 16 bar		0 – 16 bar	2541620	L	**266.–**
Pressure sensor, 0 – 25 bar		0 – 25 bar	2541621	K	**285.–**
Pressure sensor, 0 – 40 bar		0 – 40 bar	2541622	K	**298.–**
Kit pressure sensor 25 BAR	Bypass line kit comprising pressure sensor, pressure gauge, connection cable for the fully automatic control of Helix EXCEL, Helix VE, MVIE, MVISE and MHIE pumps, control signal 4–20 mA	0 – 25 bar	4048066	C	**470.–**
Kit differential pressure sensor 0–16 bar (for vertical pumps)	Bypass line kit consisting of differential pressure sensor, connection cable, copper spiral and fixation material for dp-c and dp-v control of frequency-controlled high-pressure centrifugal pumps, control signal 4–20 mA	0 – 16 bar	4194670	L	**475.–**
Kit differential pressure sensor 0–25 bar (for vertical pumps)		0 – 25 bar	4194671	C	**475.–**
Kit differential pressure sensor 0–16 bar (for horizontal pumps)		0 – 16 bar	4194672	K	**475.–**
Baseplate	Baseplate for vibration damping for pumps of the series Helix FIRST/V/VE/EXCEL to 5.5 kW motor power	–	4157154	L	**163.–**

🚚 = ready for delivery, L = supply availability, C = approx. 2 weeks, K = approx. 4 weeks, A = on request, 📞 = please contact Wilo
Subject to change – all prices do not include VAT. Our General Terms of Delivery and Service apply (see www.wilo.com/legal) – valid from 01/01/2019 in Germany.

Price group: PG14

PTC thermistor tripping unit for glanded pumps

Type	Description		Art. no.		
				🚚	EUR
PTC thermistor tripping unit	Tripping unit for switch cabinet installation for all IPL/DPL, IL/DL, IPH-O/W, IPS, IP-Z, BAC, BL, Helix and MVI series pumps equipped with PTC thermistor sensors.	for switch cabinet installation (one device per motor required)	509275993	L	**421.–**
Surcharge for thermistor sensor (high-pressure centrifugal pumps)	For pumps of the Helix V, MVI series with three-phase AC motor (3 pieces)	–		A	✆

Price group: PG14

IF module for glanded pumps

Type	Description	Art. no.		
			🚚	EUR
CANopen IF-Module	Retrofittable plug-in module for pump types Wilo-Stratos GIGA, Stratos GIGA B, Stratos GIGA-D, VeroLine-IP-E, VeroTwin-DP-E, CronoLine-IL-E, CronoTwin-DL-E, CronoBloc-BL-E, Wilo-Helix EXCEL, Wilo-Economy MHIE, Wilo-Multivert MVIE, Wilo-Helix VE. Serial, digital CAN interface for connection to building automation (BA) via CAN bus system Protocol in accordance with the CANopen standard (EN50325-4) Note: The pump software must be compatible (for information, see Wilo homepage or consult the nearest Wilo branch).	2085044	L	**165.–**
Modbus RTU IF-Module	Retrofittable plug-in module for pump types Wilo-Stratos GIGA, Stratos GIGA B, Stratos GIGA-D, VeroLine-IP-E, VeroTwin-DP-E, CronoLine-IL-E, CronoTwin-DL-E, CronoBloc-BL-E, Wilo-Helix EXCEL, Wilo-Economy MHIE, Wilo-Multivert MVIE, Wilo-Helix VE. Serial, digital Modbus RTU interface for connection to building automation (BA) via RS485 bus system. Protocol "Modbus over Serial Line" in accordance with Modbus-IDA V 1.02. Note: The pump software must be compatible (for information, see Wilo homepage or consult the nearest Wilo branch).	2097809	L	**251.–**
BACnet MS/TP IF-Module	Retrofittable plug-in module for pump types Wilo-Stratos GIGA, Stratos GIGA B, Stratos GIGA-D, VeroLine-IP-E, VeroTwin-DP-E, CronoLine-IL-E, CronoTwin-DL-E, CronoBloc-BL-E, Wilo-Helix EXCEL, Wilo-Economy MHIE, Wilo-Multivert MVIE, Wilo-Helix VE. Serial, digital BACnet MS/TP master for connection to building automation (BA) via RS485 bus system. Protocol in accordance with the BACnet standard (ISO 16484-5). Note: The pump software must be compatible (for information, see Wilo homepage or consult the nearest Wilo branch).	2097811	L	**272.–**
IF module LON	Retrofittable plug-in module for pump types Wilo-Stratos GIGA, Stratos GIGA B, Stratos GIGA-D, VeroLine-IP-E, VeroTwin-DP-E, CronoLine-IL-E, CronoTwin-DL-E, CronoBloc-BL-E, Wilo-Helix EXCEL, Wilo-Economy MHIE, Wilo-Multivert MVIE, Wilo-Helix VE. Serial digital LON interface for connection to building automation (BA) via LONWorks networks: LONTalk protocol, LONMark conformity. Note: The pump software must be compatible (for information, see Wilo homepage or consult the nearest Wilo branch).	2022530	L	**242.–**
IF-Module PLR	Retrofittable plug-in module for pump types Wilo-Stratos GIGA, Stratos GIGA B, Stratos GIGA-D, VeroLine-IP-E, VeroTwin-DP-E, CronoLine-IL-E, CronoTwin-DL-E, CronoBloc-BL-E, Wilo-Helix EXCEL, Wilo-Economy MHIE, Wilo-Multivert MVIE, Wilo-Helix VE. Serial, digital PLR interface for connection to BA building automation via Wilo interface converter or company-specific coupling modules. Note: The pump software must be compatible (for information, see Wilo homepage or consult the nearest Wilo branch).	2035069	L	**107.–**

🚚 = ready for delivery, L = supply availability, C = approx. 2 weeks, K = approx. 4 weeks, A = on request, ✆ = please contact Wilo
Subject to change – all prices do not include VAT. Our General Terms of Delivery and Service apply (see www.wilo.com/legal) – valid from 01/01/2019 in Germany.



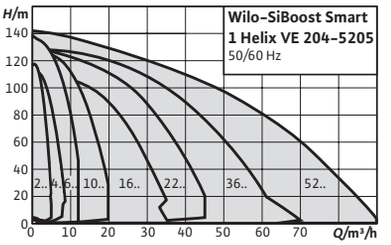

Accessories	Page
Accessories	390
Commissioning/maintenance	592

IE4

Wilo-SiBoost Smart 1 Helix VE

Design type
High-efficiency connection-ready water-supply unit (non self-priming) with one vertically arranged stainless steel high-pressure multi-stage centrifugal pump in glanded version of the Helix VE series.

Application
- → Fully automatic water supply and pressure boosting in residential, commercial and public buildings, hotels, hospitals, department stores and for industrial systems.
- → Pumping of drinking water and process water, cooling water, fire water (apart from fire-extinguishing systems in accordance with DIN 14462 and with the approval of the local fire safety authorities) or other types of industrial water that do not attack the materials either chemically or mechanically and do not contain abrasive or long-fibre constituents.

Scope of delivery
- → Factory-mounted, connection-ready pressure boosting system checked for functionality and impermeability
- → Packaging
- → Installation and operating instructions

Options
Other mains connections on request

Special features/product advantages
- → Heavy-duty system with Helix VE series stainless-steel high-pressure multistage centrifugal pumps and air-cooled integrated frequency converter
- → High-efficiency pump hydraulics
- → Superproportionally large frequency converter control range from 25 Hz up to a maximum of 60 Hz (version dependent)
- → Integrated full motor protection via PTC

Mains connection
3~380 V, 60 Hz; 3~400 V, 50 Hz; 3~440 V, 60 Hz

Additional charge		
Type	**Description**	
		EUR
Low-water cut-out switchgear (WMS)	for direct connection, mounted in suction line and wired to switchgear	✆
Main switch	Factory-mounted and wired	✆

Price group: PG6

Ordering information

SiBoost Smart 1 Helix VE	System output	Max. operating pressure	Gross weight, approx.	Art. no.		
Type	*Q* m³/h	*p* bar	*m* kg		🚚	EUR
204	4.5	16	75	2541580	K	**3 890.–**
206	4.5	16	77	2541581	K	**3 968.–**
208	4.5	16	78	2541582	K	**4 126.–**
211	4.5	16	89	2541583	K	**4 564.–**
403	8	16	74	2537322	K	**4 179.–**
404	8	16	60	2537357	K	**4 267.–**
405	8	16	77	2537626	K	**4 417.–**
407	8	16	87	2537323	K	**4 827.–**
410	8	16	89	2537627	K	**5 080.–**
602	12	16	77	2537324	K	**4 251.–**
603	12	16	78	2537628	K	**4 447.–**
604	12	16	88	2537325	K	**4 728.–**
606	12	16	90	2537629	K	**5 114.–**
608	12	16	113	2537326	K	**5 206.–**
611	12	16	116	2537630	K	**5 604.–**
1002	20	16	83	2537652	K	**4 559.–**
1003	20	16	92	2537327	K	**4 846.–**
1004	20	16	93	2537653	K	**5 259.–**
1005	20	16	115	2537328	K	**5 586.–**
1006	20	16	116	2537654	K	**5 844.–**
1009	20	16	156	2537655	K	**7 991.–**
1602	31	16	100	2537656	K	**6 004.–**
1603-3	31	16	124	2537329	K	**6 287.–**
1603-4	31	16	105	2537657	K	**6 810.–**
1605	31	16	150	2537658	K	**7 145.–**
1606	31	16	155	2537659	K	**8 001.–**
2202-3	40	16	154	2540873	K	**7 971.–**
2202-4	40	16	154	2540874	K	**8 390.–**
2203	40	16	173	2540875	K	**9 129.–**
2204	40	16	179	2540876	K	**12 099.–**
2205	40	16	317	2540877	K	**14 096.–**
3602-5.5	55	16	184	2540878	K	**9 168.–**
3602-7,5	55	16	188	2540879	K	**10 058.–**
3604	55	16	351	2540880	K	**12 754.–**
3605	55	16	356	2540881	K	**14 953.–**
5202	80	16	215	2540882	K	**11 292.–**

🚚 = ready for delivery, L = supply availability, C = approx. 2 weeks, K = approx. 4 weeks, A = on request, ✆ = please contact Wilo
Subject to change – all prices do not include VAT. Our General Terms of Delivery and Service apply (see www.wilo.com/legal) – valid from 01/01/2019 in Germany.

Price group: PG6

Ordering information						
SiBoost Smart 1 Helix VE	**System output**	**Max. operating pressure**	**Gross weight, approx.**	**Art. no.**		
Type	*Q* m³/h	*p* bar	*m* kg		🚚	EUR
5203	80	16	370	2540883	K	**16 148.–**
5204	80	16	385	2540884	K	**19 197.–**
5205	80	16	402	2540885	K	**21 680.–**

🚚 = ready for delivery, L = supply availability, C = approx. 2 weeks, K = approx. 4 weeks, A = on request, 📞 = please contact Wilo
Subject to change – all prices do not include VAT. Our General Terms of Delivery and Service apply (see www.wilo.com/legal) – valid from 01/01/2019 in Germany.



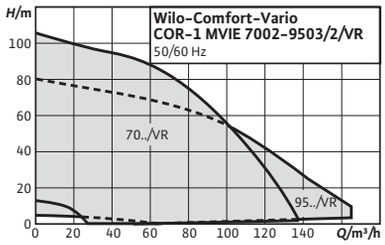

Accessories	Page
Accessories	390
Commissioning/maintenance	592

Wilo-Comfort-Vario COR-1 MVIE.../VR

Design type
Water-supply unit with a non-self-priming high-pressure multistage centrifugal pump with integrated frequency converter and Vario controller VR for motors from 7.5 kW

Application
- → Fully automatic water supply and pressure boosting in residential, commercial and public buildings, hotels, hospitals, department stores and for industrial systems.
- → Pumping of drinking water and process water, cooling water, fire water (apart from fire-extinguishing systems in accordance with DIN 14462 and with the approval of the local fire safety authorities) or other types of industrial water that do not attack the materials either chemically or mechanically and do not contain abrasive or long-fibre constituents.

Scope of delivery
- → Factory-mounted, connection-ready pressure boosting system checked for functionality and impermeability
- → Packaging
- → Installation and operating instructions

Special features/product advantages
- → Sturdy system due to MVIE series stainless-steel high-pressure centrifugal pumps with air-cooled integrated frequency converter
- → Frequency converter with superproportionally large control range
- → Integrated full motor protection via PTC
- → Integrated dry-running detection with automatic cut-out in event of low water via performance characteristics of the motor control electronics

Options
Other mains connections on request

Notice
Additional information about this series is available in the Online Catalogue (www.wilo.com) and on request.

Mains connection
3~380 V, 60 Hz; 3~400 V, 50 Hz; 3~440 V, 60 Hz

Additional charge

Type	Description	EUR
Low-water cut-out switchgear (WMS)	for direct connection, mounted in suction line and wired to switchgear.	✆
Printed circuit board EBM/ESM VR 1-4/ WM	Signal board	✆

🚚 = ready for delivery, L = supply availability, C = approx. 2 weeks, K = approx. 4 weeks, A = on request, ✆ = please contact Wilo
Subject to change – all prices do not include VAT. Our General Terms of Delivery and Service apply (see www.wilo.com/legal) – valid from 01/01/2019 in Germany.

Price group: PG6

Ordering information PN 16						
Comfort-Vario COR-1 MVIE.../VR	**System output**	**Max. operating pressure**	**Gross weight, approx.**	**Art. no.**		
Type	*Q* m³/h	*p* bar	*m* kg		🚚	EUR
7002/VR	105	16	370	2528953	K	**24 892.–**
7003/1/VR	105	16	408	2528954	K	**27 706.–**
7004/2/VR	105	16	443	2528955	K	**30 169.–**
7004/VR	105	16	474	2528956	K	**36 739.–**
9501/VR	140	16	366	2528969	K	**26 056.–**
9502/1/VR	140	16	406	2528970	K	**28 870.–**
9502/VR	140	16	437	2528971	K	**31 332.–**
9503/2/VR	140	16	472	2528972	K	**37 904.–**

🚚 = ready for delivery, L = supply availability, C = approx. 2 weeks, K = approx. 4 weeks, A = on request, 📞 = please contact Wilo
Subject to change – all prices do not include VAT. Our General Terms of Delivery and Service apply (see www.wilo.com/legal) – valid from 01/01/2019 in Germany.



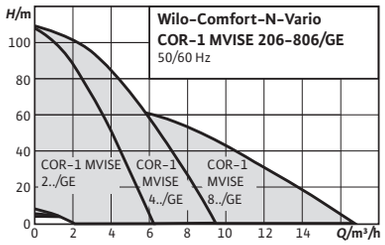

Accessories	Page
Accessories	390
Commissioning/maintenance	592

Wilo-Comfort-N-Vario COR-1 MVISE...-GE

Design type
Water-supply units with a non-self-priming glandless high-pressure multistage centrifugal pump and integrated speed control

Application
- → Fully automatic water supply and pressure boosting in residential, commercial and public buildings, hotels, hospitals, department stores and for industrial systems.
- → Pumping of drinking water and process water, cooling water, fire water (apart from fire-extinguishing systems in accordance with DIN 14462 and with the approval of the local fire safety authorities) or other types of industrial water that do not attack the materials either chemically or mechanically and do not contain abrasive or long-fibre constituents.

Scope of delivery
- → Factory-mounted, connection-ready pressure boosting system checked for functionality and impermeability

Special features/product advantages
- → Virtually noiseless system due to glandless stainless steel high-pressure multistage centrifugal pumps with integrated frequency converter
- → Up to 20 dB[A] quieter than conventional systems with comparable hydraulic output
- → Easily adjustable and operationally reliable due to the MVISE pump series used with integrated dry-running detection and automatic cut-out in event of low water

- → Packaging
- → Installation and operating instructions

Options
Other mains connections on request

Mains connection
3~400 V, 50 Hz

Price group: PG14

Additional charge		
Type	**Description**	
		EUR
VR-HVAC signal board EBM/ESM 1-4	Signal board	✆

🚚 = ready for delivery, L = supply availability, C = approx. 2 weeks, K = approx. 4 weeks, A = on request, ✆ = please contact Wilo
Subject to change – all prices do not include VAT. Our General Terms of Delivery and Service apply (see www.wilo.com/legal) – valid from 01/01/2019 in Germany.

Price group: PG6

Ordering information PN 16						
Comfort-N-Vario COR-1 MVISE...-GE	**System output**	**Max. operating pressure**	**Gross weight, approx.**	**Art. no.**		
Type	*Q* m³/h	*p* bar	*m* kg		🚚	EUR
206-GE	4	16	83	2526718	K	**3 932.–**
210-GE	4	16	77	2526719	K	**4 042.–**
404-GE	8	16	76	2526720	K	**4 175.–**
406-GE	8	16	77	2526721	K	**4 254.–**
410-GE	8	16	84	2526722	K	**4 716.–**
803-GE	14	16	80	2526723	K	**4 900.–**
806-GE	14	16	86	2526724	K	**5 601.–**

🚚 = ready for delivery, L = supply availability, C = approx. 2 weeks, K = approx. 4 weeks, A = on request, 📞 = please contact Wilo
Subject to change – all prices do not include VAT. Our General Terms of Delivery and Service apply (see www.wilo.com/legal) – valid from 01/01/2019 in Germany.



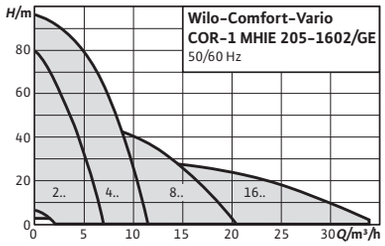

Accessories	Page
Accessories	390
Commissioning/maintenance	592

Wilo-Comfort-Vario COR-1 MHIE...-GE

Design type
Water-supply unit with a non-self-priming high-pressure multistage centrifugal pump and integrated speed control

Application
- → Fully automatic water supply and pressure boosting in residential, commercial and public buildings, hotels, hospitals, department stores and for industrial systems.
- → Pumping of drinking water and process water, cooling water, fire water (apart from fire-extinguishing systems in accordance with DIN 14462 and with the approval of the local fire safety authorities) or other types of industrial water that do not attack the materials either chemically or mechanically and do not contain abrasive or long-fibre constituents.

Scope of delivery
- → Factory-mounted, connection-ready pressure boosting system checked for functionality and impermeability

Special features/product advantages
- → Sturdy system due to MHIE series stainless steel high-pressure multistage centrifugal pumps with air-cooled integrated frequency converter
- → Frequency converter with superproportionally large control range
- → Integrated full motor protection via PTC
- → Integrated dry-running detection with automatic cut-out in event of low water via performance characteristics of the motor control electronics

- → Packaging
- → Installation and operating instructions

Options
Other mains connections on request

Mains connection
1~230 V, 50/60 Hz; 3~400 V, 50 Hz

Additional charge

Type	Description	EUR
Main switch	Main switch retrofit kit for COR-1 (up to max. 7.5 kW) comprising: main switch, tension bands and bracket for fixation to diaphragm pressure vessel.	✆
WMS low-water cut-out switchgear kit R ¼	WMS R ¼ kit, pressure switch as low-water signal transmitter for direct connection to the suction-side pipe.	✆
WMS low-water cut-out switchgear kit R ¾	**WMS R ¾ kit**, pressure switch as low-water signal transmitter for direct connection to the supply pressure-side pipe.	✆

🚚 = ready for delivery, L = supply availability, C = approx. 2 weeks, K = approx. 4 weeks, A = on request, ✆ = please contact Wilo
Subject to change – all prices do not include VAT. Our General Terms of Delivery and Service apply (see www.wilo.com/legal) – valid from 01/01/2019 in Germany.

Price group: PG6

Ordering information 1~230 V

Comfort-Vario COR-1 MHIE...-GE	System output	Max. operating pressure	Gross weight, approx.	Art. no.		
Type	Q m³/h	p bar	m kg		🚚	EUR
205 EM-GE	7	16	63	2521450	K	**3 747.–**
403 EM-GE	11	16	61	2522275	K	**3 826.–**

Price group: PG6

Ordering information (3~400 V)

Comfort-Vario COR-1 MHIE...-GE	System output	Max. operating pressure	Gross weight, approx.	Art. no.		
Type	Q m³/h	p bar	m kg		🚚	EUR
205-GE	7	16	58	2523126	K	**3 393.–**
403-GE	11	16	60	2523127	K	**3 524.–**
406-GE	11	16	59	2523128	K	**3 931.–**
803-GE	20	16	63	2523129	K	**4 640.–**
1602-GE	34	16	64	2523130	K	**4 815.–**

🚚 = ready for delivery, L = supply availability, C = approx. 2 weeks, K = approx. 4 weeks, A = on request, 📞 = please contact Wilo
Subject to change – all prices do not include VAT. Our General Terms of Delivery and Service apply (see www.wilo.com/legal) – valid from 01/01/2019 in Germany.



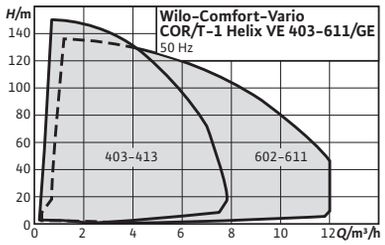

Accessories	Page
Accessories	390
Commissioning/maintenance	592

Wilo-Comfort-Vario COR/T-1 Helix VE...-GE

Design type
Water-supply unit with system separation and a non self-priming high-pressure multistage centrifugal pump with speed-controlled motor

Application
- → Fully automatic water supply and pressure boosting in residential, commercial and public buildings, hotels, hospitals, department stores and for industrial systems.
- → Pumping of drinking water and process water, cooling water, fire water (apart from fire-extinguishing systems in accordance with DIN 14462 and with the approval of the local fire safety authorities) or other types of industrial water that do not attack the materials either chemically or mechanically and do not contain abrasive or long-fibre constituents.

Scope of delivery
- → factory-mounted, ready for connection pressure-boosting system checked for functionality and impermeability
- → Packaging
- → Installation and operating instructions

Special features/product advantages
- → Compact ready for connection system for all applications which make a system separation necessary by means of safety device “Free drain”, type AB according to EN 13077
- → Heavy-duty system due to Helix VE series stainless steel high-pressure multistage centrifugal pumps with air-cooled integrated frequency converters
- → Lower life cycle costs due to new Helix design
- → User-friendly display with Green Button Technology and full text menu
- → IF plug-in module for quick communication with the BMS

Options
Other mains connections on request
Overflow boxes & dust protection
Wilo Smart Controller SCe control device for easy adjustment of parameters, communication-capable control device to control the system operation

Mains connection
3~380 V, 60 Hz; 3~400 V, 50 Hz; 3~440 V, 60 Hz

Price group: PG14

Additional charge

Type	Description	
		EUR
Overflow box CO/T	–	✆
WMS low-water cut-out switchgear kit R ¼	WMS R ¼ kit, pressure switch as low-water signal transmitter for direct connection to the suction-side pipe.	✆
WMS low-water cut-out switchgear kit R ¾	**WMS R ¾ kit**, pressure switch as low-water signal transmitter for direct connection to the supply pressure-side pipe.	✆

Price group: PG6

Ordering information

Comfort-Vario COR/T-1 Helix VE...-GE	System output	Max. operating pressure	Gross weight, approx.	Art. no.		
Type	*Q* m³/h	*p* bar	*m* kg		🚚	EUR
403-GE	8	16	123	2547961	K	**5 955.–**
404-GE	8	16	126	2547962	K	**5 985.–**
405-GE	8	16	128	2547963	K	**6 058.–**
407-GE	8	16	136	2547964	K	**6 091.–**
410-GE	8	16	138	2547965	K	**6 146.–**
413-GE	8	16	147	2547966	K	**6 254.–**
602-GE	12	16	126	2547967	K	**6 307.–**
603-GE	12	16	128	2547968	K	**6 410.–**
604-GE	12	16	135	2547969	K	**6 015.–**
606-GE	12	16	137	2547970	K	**6 052.–**
608-GE	12	16	147	2547971	K	**6 096.–**
611-GE	12	16	158	2547972	K	**6 136.–**

🚚 = ready for delivery, L = supply availability, C = approx. 2 weeks, K = approx. 4 weeks, A = on request, ✆ = please contact Wilo
Subject to change – all prices do not include VAT. Our General Terms of Delivery and Service apply (see www.wilo.com/legal) – valid from 01/01/2019 in Germany.



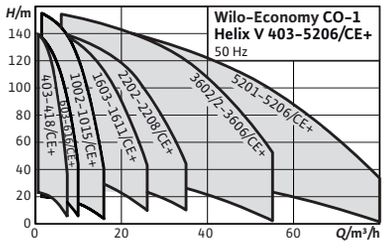

Accessories	Page
Accessories	390
Commissioning/maintenance	592

Wilo-Economy CO-1 Helix V.../CE+

Design type
High-efficiency, connection-ready water-supply unit. With multistage, vertical stainless steel high-pressure multistage centrifugal pump in glanded version, incl. Economy controller CE+.

Application
- → Fully automatic water supply and pressure boosting in residential, commercial and public buildings, hotels, hospitals, department stores and for industrial systems.
- → Pumping of drinking water and process water, cooling water, fire water (apart from fire-extinguishing systems in accordance with DIN 14462 and with the approval of the local fire safety authorities) or other types of industrial water that do not attack the materials either chemically or mechanically and do not contain abrasive or long-fibre constituents.

Scope of delivery
- → Factory-mounted, ready-to-connect pressure boosting system checked for proper functioning and impermeability

Special features/product advantages
- → Heavy-duty system due to stainless steel high-pressure multi-stage centrifugal pumps of the Helix V series
- → High-efficiency pump hydraulics
- → Easily adjustable and operationally reliable due to the CE+ switchgear used

- → Packaging
- → Installation and operating instructions

Options
Other mains connections on request

Mains connection
3~230 V, 3~400 V, 50 Hz

Price group: PG14

Additional charge

Type	Description	EUR
WMS low-water cut-out switchgear kit R ¼	WMS R ¼ kit, pressure switch as low-water signal transmitter for direct connection to the suction-side pipe.	✆
WMS low-water cut-out switchgear kit R ¾	**WMS R ¾ kit**, pressure switch as low-water signal transmitter for direct connection to the supply pressure-side pipe.	✆

🚚 = ready for delivery, L = supply availability, C = approx. 2 weeks, K = approx. 4 weeks, A = on request, ✆ = please contact Wilo
Subject to change – all prices do not include VAT. Our General Terms of Delivery and Service apply (see www.wilo.com/legal) – valid from 01/01/2019 in Germany.

Price group: PG6

Ordering information

Economy CO-1 Helix V.../CE+	System output	Max. operating pressure	Gross weight, approx.	Art. no.		
Type	Q m³/h	p bar	m kg		🚚	EUR
403/CE+	6.5	16	75	2536505	K	**3 282.–**
404/CE+	6.5	16	76	2536506	K	**3 316.–**
406/CE+	6.5	16	79	2536507	K	**3 352.–**
407/CE+	6.5	16	81	2536508	K	**3 416.–**
409/CE+	6.5	16	82	2536509	K	**3 482.–**
410/CE+	6.5	16	87	2536510	K	**3 617.–**
412/CE+	6.5	16	88	2536511	K	**3 852.–**
414/CE+	6.5	16	102	2536512	K	**4 220.–**
416/CE+	6.5	16	103	2536513	K	**4 355.–**
418/CE+	6.5	16	104	2536514	K	**4 522.–**
603/CE+	10	16	77	2535296	K	**2 787.–**
604/CE+	10	16	80	2535297	K	**2 848.–**
605/CE+	10	16	82	2535298	K	**2 880.–**
606/CE+	10	16	83	2535299	K	**2 971.–**
607/CE+	10	16	88	2535300	K	**3 033.–**
608/CE+	10	16	89	2535301	K	**3 095.–**
609/CE+	10	16	92	2535302	K	**3 157.–**
610/CE+	10	16	93	2535303	K	**3 218.–**
611/CE+	10	16	104	2535304	K	**3 248.–**
612/CE+	10	16	108	2535305	K	**3 313.–**
613/CE+	10	16	109	2535306	K	**3 342.–**
614/CE+	10	16	110	2535307	K	**3 497.–**
615/CE+	10	16	111	2535308	K	**3 560.–**
616/CE+	10	16	122	2535309	K	**3 746.–**
1002/CE+	16	16	86	2534076	K	**3 134.–**
1003/CE+	16	16	88	2534077	K	**3 329.–**
1004/CE+	16	16	94	2534078	K	**3 604.–**
1005/CE+	16	16	45	2534079	K	**3 839.–**
1006/CE+	16	16	98	2534080	K	**3 917.–**
1007/CE+	16	16	102	2534081	K	**4 034.–**
1008/CE+	16	16	103	2534082	K	**4 074.–**
1009/CE+	16	16	126	2534083	K	**4 506.–**
1010/CE+	16	16	127	2534084	K	**4 897.–**
1011/CE+	16	16	128	2534085	K	**5 053.–**
1012/CE+	16	16	157	2534086	K	**5 288.–**
1013/CE+	16	16	158	2534087	K	**5 483.–**
1015/CE+	16	16	160	2534089	K	**5 681.–**
1603/CE+	26	16	109	2532187	K	**4 959.–**
1604/CE+	26	16	114	2532188	K	**5 425.–**
1605/CE+	26	16	113	2532189	K	**5 837.–**
1606/CE+	26	16	114	2532190	K	**6 143.–**
1607/CE+	26	16	167	2532191	K	**6 757.–**
1608/CE+	26	16	169	2532192	K	**7 067.–**
1609/K/CE+	26	16	181	2532193	K	**7 432.–**
1610/K/CE+	26	16	183	2532194	K	**7 986.–**

🚚 = ready for delivery, L = supply availability, C = approx. 2 weeks, K = approx. 4 weeks, A = on request, 📞 = please contact Wilo
Subject to change – all prices do not include VAT. Our General Terms of Delivery and Service apply (see www.wilo.com/legal) – valid from 01/01/2019 in Germany.

Price group: PG6

Ordering information

Economy CO-1 Helix V.../CE+	System output	Max. operating pressure	Gross weight, approx.	Art. no.		
Type	*Q* m³/h	*p* bar	*m* kg		🚚	EUR
1611/K/CE+	26	16	184	2532195	K	**8 292.–**
2202/K/CE+	34	16	151	2530173	K	**5 205.–**
2203/K/CE+	34	16	158	2530174	K	**5 854.–**
2204/K/CE+	34	16	192	2530175	K	**6 536.–**
2205/K/CE+	34	16	200	2530176	K	**7 331.–**
2206/K/CE+	34	16	202	2530177	K	**7 908.–**
2207/K/CE+	34	16	203	2530178	K	**8 705.–**
2208/K/CE+	34	16	237	2530232	K	**9 293.–**
3602/2/K/CE+	55	16	169	2530180	K	**5 536.–**
3602/K/CE+	55	16	197	2530181	K	**7 443.–**
3603/1/K/CE+	55	16	231	2530182	K	**8 044.–**
3603/K/CE+	55	16	231	2530183	K	**8 538.–**
3604/2/K/CE+	55	16	267	2532352	K	**9 071.–**
3604/K/CE+	55	16	267	2530184	K	**9 572.–**
3605/2/K/CE+	55	16	281	2532353	K	**10 314.–**
3605/K/CE+	55	16	281	2530185	K	**10 806.–**
3606/2/K/CE+	55	16	284	2530186	K	**11 182.–**
3606/K/CE+	55	16	294	2532354	K	**11 603.–**
5202/2/K/CE+	80	16	217	2530188	K	**7 653.–**
5202/K/CE+	80	16	224	2530189	K	**8 611.–**
5203/2/K/CE+	80	16	260	2530190	K	**9 565.–**
5203/K/CE+	80	16	260	2530191	K	**10 162.–**
5204/2/K/CE+	80	16	276	2530192	K	**11 098.–**
5204/K/CE+	80	16	276	2530193	K	**11 480.–**
5205/2/K/CE+	80	16	314	2530194	K	**12 437.–**
5205/K/CE+	80	16	314	2530195	K	**12 917.–**
5206/2/K/CE+	80	16	340	2532385	K	**13 874.–**

🚚 = ready for delivery, L = supply availability, C = approx. 2 weeks, K = approx. 4 weeks, A = on request, 📞 = please contact Wilo
Subject to change – all prices do not include VAT. Our General Terms of Delivery and Service apply (see www.wilo.com/legal) – valid from 01/01/2019 in Germany.



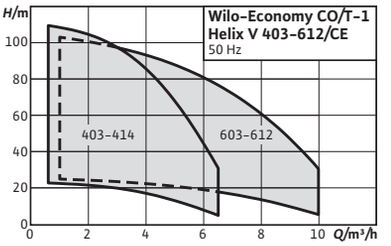

Accessories	Page
Accessories	390
Commissioning/maintenance	592

Wilo-Economy CO/T-1 Helix V

Design type
Water-supply unit with system separation and a non-self-priming high-pressure multistage centrifugal pump

Application
- → Fully automatic water supply and pressure boosting in residential, commercial and public buildings, hotels, hospitals, department stores and for industrial systems.
- → Pumping of drinking water and process water, cooling water, fire water (apart from fire-extinguishing systems in accordance with DIN 14462 and with the approval of the local fire safety authorities) or other types of industrial water that do not attack the materials either chemically or mechanically and do not contain abrasive or long-fibre constituents.

Scope of delivery
- → factory-mounted, ready for connection pressure boosting system checked for functionality and impermeability

Special features/product advantages
- → Compact system, ready for connection, for all applications that require system separation
- → Heavy-duty system due to stainless steel high-pressure multistage centrifugal pumps of the Helix V series
- → Easily adjustable and operationally reliable due to the CE control device used

- → Packaging
- → Installation and operating instructions

Options
Other mains connections on request

Mains connection
3~230 V, 3~400 V, 50 Hz

Additional charge		
Type	**Description**	
		EUR
WMS low-water cut-out switchgear kit R ¼	WMS R ¼ kit, pressure switch as low-water signal transmitter for direct connection to the suction-side pipe.	✆
WMS low-water cut-out switchgear kit R ¾	**WMS R ¾ kit**, pressure switch as low-water signal transmitter for direct connection to the supply pressure-side pipe.	✆
Overflow box CO/T	-	✆

🚚 = ready for delivery, L = supply availability, C = approx. 2 weeks, K = approx. 4 weeks, A = on request, ✆ = please contact Wilo
Subject to change – all prices do not include VAT. Our General Terms of Delivery and Service apply (see www.wilo.com/legal) – valid from 01/01/2019 in Germany.

Price group: PG6

Ordering information

Economy CO/T-1 Helix V	System output	Max. operating pressure	Gross weight, approx.	Art. no.		
Type	Q m³/h	p bar	m kg		🚚	EUR
403/CE	6.5	16	120	2545680	K	**5 114.–**
404/CE	6.5	16	121	2545681	K	**5 134.–**
406/CE	6.5	16	124	2545682	K	**5 197.–**
407/CE	6.5	16	126	2545683	K	**5 220.–**
409/CE	6.5	16	127	2545684	K	**5 251.–**
410/CE	6.5	16	132	2545685	K	**5 273.–**
412/CE	6.5	16	133	2545686	K	**5 400.–**
414/CE	6.5	16	137	2545687	K	**5 464.–**
603/CE	10	16	122	2545688	K	**5 169.–**
604/CE	10	16	125	2545689	K	**5 171.–**
605/CE	10	16	127	2545690	K	**5 234.–**
606/CE	10	16	128	2545691	K	**5 230.–**
608/CE	10	16	134	2545692	K	**5 374.–**
609/CE	10	16	137	2545693	K	**5 398.–**
610/CE	10	16	138	2545694	K	**5 448.–**
612/CE	10	16	148	2545695	K	**5 510.–**

🚚 = ready for delivery, L = supply availability, C = approx. 2 weeks, K = approx. 4 weeks, A = on request, 📞 = please contact Wilo
Subject to change – all prices do not include VAT. Our General Terms of Delivery and Service apply (see www.wilo.com/legal) – valid from 01/01/2019 in Germany.



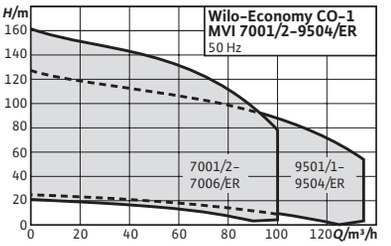

Accessories	Page
Accessories	390
Commissioning/maintenance	592

Wilo-Economy CO-1 MVI.../ER

Design type
Water-supply unit with a non-self-priming high-pressure multistage centrifugal pump

Application
- → Fully automatic water supply and pressure boosting in residential, commercial and public buildings, hotels, hospitals, department stores and for industrial systems.
- → Pumping of drinking water and process water, cooling water, fire water (apart from fire-extinguishing systems in accordance with DIN 14462 and with the approval of the local fire safety authorities) or other types of industrial water that do not attack the materials either chemically or mechanically and do not contain abrasive or long-fibre constituents.

Scope of delivery
- → Factory-mounted, connection-ready pressure boosting system checked for functionality and impermeability
- → Packaging

Special features/product advantages
- → Sturdy system due to stainless steel high-pressure multistage centrifugal pumps of the MVI series
- → Wide hydraulic range through the use of all pumps in the MVI series
- → Easily adjustable and operationally reliable due to the ER-1 control unit used

- → Installation and operating instructions

Options
Other mains connections on request

Notice
Additional information about this series is available in the Online Catalogue (www.wilo.com) and on request.

Mains connection
3~230 V, 3~400 V, 50 Hz

Additional charge

Type	Description	EUR
WMS low-water cut-out switchgear kit R ¼	WMS R ¼ kit, pressure switch as low-water signal transmitter for direct connection to the suction-side pipe.	✆
WMS low-water cut-out switchgear kit R ¾	**WMS R ¾ kit**, pressure switch as low-water signal transmitter for direct connection to the supply pressure-side pipe.	✆

🚚 = ready for delivery, L = supply availability, C = approx. 2 weeks, K = approx. 4 weeks, A = on request, ✆ = please contact Wilo
Subject to change – all prices do not include VAT. Our General Terms of Delivery and Service apply (see www.wilo.com/legal) – valid from 01/01/2019 in Germany.

Price group: PG6

Ordering information

Economy CO-1 MVI.../ ER	System output	Max. operating pressure	Gross weight, approx.	Art. no.		
Type	Q m³/h	p bar	m kg			EUR
7001/1/ER	100	16	247	2523173	K	**6 701.–**
7001/ER	100	16	270	2523174	K	**7 414.–**
7002/2/ER	100	16	295	2523175	K	**8 468.–**
7002/ER	100	16	305	2523176	K	**8 624.–**
7003/2/ER	100	16	338	2523177	K	**10 157.–**
7003/ER	100	16	353	2523178	K	**10 684.–**
7004/2/ER	100	16	357	2523179	K	**11 527.–**
7004/ER	100	16	380	2523180	K	**12 370.–**
7005/2/ER	100	16	437	2523181	K	**13 804.–**
7005/ER	100	16	437	2523182	K	**13 732.–**
7006/2/ER	100	25	447	2523183	K	**15 437.–**
7006/ER	100	25	473	2523184	K	**15 888.–**
9501/1/ER	135	16	274	–	A	✆
9501/ER	135	16	284	–	A	✆
9502/2/ER	135	16	330	2538330	A	✆
9502/ER	135	16	345	–	A	✆
9503/1/ER	135	16	429	–	A	✆
9503/2/ER	135	16	372	–	A	✆
9503/ER	135	16	429	–	A	✆
9504/1/ER	135	16	456	2530886	A	✆
9504/2/ER	135	16	434	2548770	A	✆
9504/ER	135	16	456	2541524	A	✆

🚚 = ready for delivery, L = supply availability, C = approx. 2 weeks, K = approx. 4 weeks, A = on request, ✆ = please contact Wilo
Subject to change – all prices do not include VAT. Our General Terms of Delivery and Service apply (see www.wilo.com/legal) – valid from 01/01/2019 in Germany.



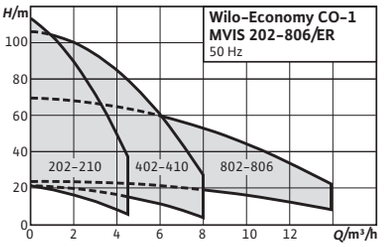

Accessories	Page
Accessories	390
Commissioning/maintenance	592

Wilo-Economy CO-1 MVIS.../ER

Design type
Water-supply unit with a glandless, non-self-priming high-pressure multistage centrifugal pump

Application
- → Fully automatic water supply and pressure boosting in residential, commercial and public buildings, hotels, hospitals, department stores and for industrial systems.
- → Pumping of drinking water and process water, cooling water, fire water (apart from fire-extinguishing systems in accordance with DIN 14462 and with the approval of the local fire safety authorities) or other types of industrial water that do not attack the materials either chemically or mechanically and do not contain abrasive or long-fibre constituents.

Scope of delivery
- → Factory-mounted, connection-ready pressure boosting system checked for functionality and impermeability

Special features/product advantages
- → Virtually noiseless system due to a glandless stainless-steel high-pressure multistage centrifugal pump
- → Up to 20 dB[A] quieter than conventional systems with comparable hydraulic output
- → Operationally reliable due to combination of MVIS pump series with ER-1 switchgear

- → Packaging
- → Installation and operating instructions

Options
Other mains connections on request

Mains connection
3~230 V, 3~400 V, 50 Hz

Additional charge

Type	Description	EUR
WMS low-water cut-out switchgear kit R ¼	WMS R ¼ kit, pressure switch as low-water signal transmitter for direct connection to the suction-side pipe.	✆
WMS low-water cut-out switchgear kit R ¾	**WMS R ¾ kit**, pressure switch as low-water signal transmitter for direct connection to the supply pressure-side pipe.	✆

🚚 = ready for delivery, L = supply availability, C = approx. 2 weeks, K = approx. 4 weeks, A = on request, ✆ = please contact Wilo
Subject to change – all prices do not include VAT. Our General Terms of Delivery and Service apply (see www.wilo.com/legal) – valid from 01/01/2019 in Germany.

Price group: PG6

Ordering information				
Economy CO-1 MVIS.../ER	**Max. operating pressure**	**Art. no.**		
Type	*p* bar			EUR
202/ER	6	2504166	K	**2 621.–**
202/ER	10	2504659	K	**2 621.–**
203/ER	6	2504167	K	**2 655.–**
203/ER	10	2504660	K	**2 655.–**
204/ER	6	2504168	K	**2 726.–**
204/ER	10	2504661	K	**2 726.–**
205/ER	6	2504169	K	**2 789.–**
205/ER	10	2504662	K	**2 789.–**
206/ER	10	2504170	K	**2 812.–**
206/ER	16	2504324	K	**2 814.–**
207/ER	10	2504171	K	**2 812.–**
207/ER	16	2504325	K	**2 814.–**
208/ER	10	2504172	K	**2 848.–**
208/ER	16	2504326	K	**2 850.–**
209/ER	16	2504327	K	**2 981.–**
210/ER	16	2504173	K	**3 032.–**

Price group: PG6

Ordering information				
Economy CO-1 MVIS.../ER	**Max. operating pressure**	**Art. no.**		
Type	*p* bar			EUR
402/ER	6	2504174	K	**2 635.–**
402/ER	10	2504328	K	**2 635.–**
403/ER	6	2504175	K	**2 692.–**
403/ER	10	2504329	K	**2 692.–**
404/ER	6	2503836	K	**2 767.–**
404/ER	10	2504330	K	**2 767.–**
405/ER	6	2503995	K	**2 788.–**
405/ER	10	2504331	K	**2 788.–**
406/ER	10	2504176	K	**2 816.–**
406/ER	16	2504332	K	**2 818.–**
407/ER	10	2504177	K	**2 959.–**
407/ER	16	2504333	K	**2 961.–**
408/ER	10	2504178	K	**2 970.–**
408/ER	16	2504334	K	**2 972.–**
409/ER	16	2504335	K	**3 014.–**
410/ER	16	2504179	K	**3 145.–**

Price group: PG6

Ordering information				
Economy CO-1 MVIS.../ER	**Max. operating pressure**	**Art. no.**		
Type	*p* bar			EUR
802/ER	6	2504180	K	**3 041.–**
802/ER	10	2504336	K	**3 041.–**
803/ER	6	2504181	K	**3 213.–**

= ready for delivery, L = supply availability, C = approx. 2 weeks, K = approx. 4 weeks, A = on request, = please contact Wilo
Subject to change – all prices do not include VAT. Our General Terms of Delivery and Service apply (see www.wilo.com/legal) – valid from 01/01/2019 in Germany.

Price group: PG6

Ordering information				
Economy CO-1 MVIS.../ER	**Max. operating pressure**	**Art. no.**		
Type	*p* bar			EUR
803/ER	10	2504337	K	**3 213.–**
804/ER	6	2504182	K	**3 430.–**
804/ER	10	2504338	K	**3 430.–**
805/ER	6	2504183	K	**3 683.–**
805/ER	10	2504339	K	**3 683.–**
806/ER	10	2504184	K	**3 827.–**
806/ER	16	2504340	K	**3 827.–**

= ready for delivery, L = supply availability, C = approx. 2 weeks, K = approx. 4 weeks, A = on request, = please contact Wilo
Subject to change – all prices do not include VAT. Our General Terms of Delivery and Service apply (see www.wilo.com/legal) – valid from 01/01/2019 in Germany.



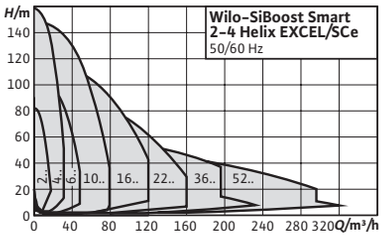

Accessories	Page
Accessories	390
Commissioning/maintenance	592

HIGH EFFICIENCY DRIVE IE5

Wilo-SiBoost Smart Helix EXCEL

Design type
Highly efficient water-supply unit (non self-priming) ready for connection with 2 to 4 vertically arranged Helix EXCEL stainless steel high-pressure centrifugal pumps switched in parallel; each pump is equipped with an integrated air-cooled, high-efficiency frequency converter and an EC motor, including Smart Controller SCe. Valves and sensors are protected for safe and reliable installation

Application
- → Fully automatic water supply and pressure boosting in inlet mode, either from the public water supply network or from a tank, for domestic, commercial, industrial and municipal applications (e.g. residential, office, administration buildings, hotels, hospitals, trades, industry, water supply companies).
- → Pumping of drinking water and process water, cooling water, fire water (apart from fire-extinguishing systems in accordance with DIN 14462 and with the approval of the local fire safety authorities) or other types of industrial water that do not attack the materials either chemically or mechanically and do not contain abrasive or long-fibre constituents.

Scope of delivery
- → Factory-mounted, ready-for-connection pressure-boosting system checked for functionality and impermeability

Special features/product advantages
- → Heavy-duty system featuring stainless steel high-pressure multistage centrifugal pump from the Helix EXCEL series with integrated frequency converter from 25 Hz to a maximum of 60 Hz
- → High-efficiency EC motor (energy efficiency class IE5 in accordance with IEC 60034-30-2)
- → Pressure-loss optimised overall system with highly efficient pump hydraulics
- → Optimum load adjustment of the system to the overall system through the extra control mode Δp-v
- → Improved monitoring and leakage detection via optional interface with SCADA connection
- → Maximum degree of control thanks to use of an SCe control device with LCD display, simple navigation and adjustment using rotary knob
- → Integrated dry-running detection with automatic deactivation via the motor control electronics

- → Packaging
- → Installation and operating instructions

Options
Other mains connections on request

Water supply

Additional charge

Type	Description	Art. no.		Price group	
					EUR
WMS low-water cut-out switchgear kit R ¼	WMS R ¼ kit, pressure switch as low-water signal transmitter for direct connection to the suction-side pipe.	2521150	L	PG14	✆
WMS low-water cut-out switchgear kit R ¾	**WMS R ¾ kit**, pressure switch as low-water signal transmitter for direct connection to the supply pressure-side pipe.	2000424	L	PG14	✆
SC-HVAC signal board	Signal board	2119646	L	PG15	✆

Price group: PG6

Ordering information

SiBoost Smart Helix EXCEL	Art. no. 2			Art. no. 3			Art. no. 4		
Type			EUR			EUR			EUR
208	2542651	K	✆	2542652	K	✆	2542653	K	✆
405	2537631	K	**17 931.–**	2537634	K	**23 316.–**	2537637	K	**28 655.–**
410	2537632	K	**18 380.–**	2537635	K	**23 898.–**	2537638	K	**29 371.–**
414	2537633	K	**21 136.–**	2537636	K	**27 482.–**	2537639	K	**33 775.–**
603	2537640	K	**18 197.–**	2537644	K	**23 258.–**	2537648	K	**28 222.–**
606	2537641	K	**18 653.–**	2537645	K	**23 839.–**	2537649	K	**28 925.–**
609	2537642	K	**21 449.–**	2537646	K	**27 415.–**	2537650	K	**33 264.–**
611	2537643	K	**19 214.–**	2537647	K	**24 343.–**	2537651	K	**28 834.–**
1002	2536381	K	**18 220.–**	2536387	K	**23 181.–**	2536393	K	**27 586.–**
1004	2536382	K	**19 659.–**	2536388	K	**25 011.–**	2536394	K	**29 153.–**
1005	2536383	K	**20 640.–**	2536389	K	**26 263.–**	2536395	K	**30 608.–**
1007	2536384	K	**21 643.–**	2536390	K	**27 538.–**	2536396	K	**32 099.–**
1009	2536385	K	**22 906.–**	2536391	K	**28 734.–**	2536397	K	**33 240.–**
1010	2536386	K	**23 854.–**	2536392	K	**29 767.–**	2536398	K	**34 465.–**
1602	2536399	K	**25 750.–**	2541596	K	**29 692.–**	2541602	K	**35 064.–**
1603	2536400	K	**27 036.–**	2541597	K	**30 942.–**	2541603	K	**35 965.–**
1604	2536401	K	**27 036.–**	2541598	K	**32 355.–**	2541604	K	**38 213.–**
1605	2536402	K	**28 456.–**	2541599	K	**37 012.–**	2541605	K	**46 118.–**
1606	2536403	K	**29 808.–**	2541600	K	**38 794.–**	2541606	K	**48 345.–**
1607	2536404	K	**31 150.–**	2541601	K	**40 561.–**	2541607	K	**50 505.–**
2201	2542588	K	**28 249.–**	2542594	K	**39 602.–**	2542600	K	**45 209.–**
2202	2542589	K	**28 350.–**	2542595	K	**40 449.–**	2542601	K	**50 163.–**
2203-4.2	2542590	K	**29 840.–**	2542596	K	**41 349.–**	2542602	K	**52 800.–**
2203-5.5	2542591	K	**33 565.–**	2542597	K	**47 350.–**	2542603	K	**61 618.–**
2203-6.5	2542592	K	**37 458.–**	2542598	K	**50 404.–**	2542604	K	**68 373.–**
2204	2542593	K	**39 287.–**	2542599	K	**52 629.–**	2542605	K	**75 159.–**
3601	2542606	K	**31 505.–**	2542610	K	**45 210.–**	2542614	K	**59 500.–**
3602-5.5	2542608	K	**33 758.–**	2542612	K	**47 773.–**	2542616	K	**62 112.–**
3602-7.5	2542609	K	**34 371.–**	2542613	K	**49 383.–**	2542617	K	**64 384.–**
3602/2	2542646	K	✆	2542647	K	✆	2542648	K	✆
5201	2542618	K	**33 501.–**	2542621	K	**51 758.–**	2542624	K	**56 267.–**
5202	2542620	K	**37 316.–**	2542623	K	**56 233.–**	2542626	K	**68 045.–**
5202/1	2542619	K	**35 155.–**	2542622	K	**53 996.–**	2542625	K	**61 917.–**

🚚 = ready for delivery, L = supply availability, C = approx. 2 weeks, K = approx. 4 weeks, A = on request, ✆ = please contact Wilo
Subject to change – all prices do not include VAT. Our General Terms of Delivery and Service apply (see www.wilo.com/legal) – valid from 01/01/2019 in Germany.



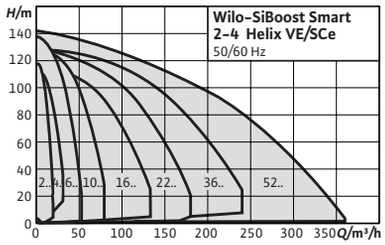

Accessories	Page
Accessories	390
Commissioning/maintenance	592

IE4

Wilo-SiBoost Smart Helix VE

Design type
Highly efficient water supply unit ready for connection (non self-priming). With 2 to 4 vertically arranged Helix VE series stainless steel high-pressure centrifugal pumps in glanded version switched in parallel; every pump is equipped with an integrated air-cooled frequency converter, incl. Smart Controller SCe

Application
- → Fully automatic water supply and pressure boosting in residential, commercial and public buildings, hotels, hospitals, department stores and for industrial systems.
- → Pumping of drinking water and process water, cooling water, fire water (apart from fire-extinguishing systems in accordance with DIN 14462 and with the approval of the local fire safety authorities) or other types of industrial water that do not attack the materials either chemically or mechanically and do not contain abrasive or long-fibre constituents.

Scope of delivery
- → Factory-mounted, connection-ready pressure boosting system checked for functionality and impermeability

Special features/product advantages
- → Sturdy system with to Helix VE series stainless-steel high-pressure multistage centrifugal pumps with integrated frequency converter
- → Over-proportionally wide control range from 25 Hz up to a maximum of 60 Hz
- → Entire system is pressure-loss optimised
- → Integrated dry-running detection with automatic deactivation via the motor control electronics
- → Maximum degree of control using the SCe control device with LC display, simple navigation and configuration using rotary knob

- → Packaging
- → Installation and operating instructions

Options
Other mains connections on request

Additional charge

Type	Description	EUR
WMS low-water cut-out switchgear kit R ¼	WMS R ¼ kit, pressure switch as low-water signal transmitter for direct connection to the suction-side pipe.	✆
WMS low-water cut-out switchgear kit R ¾	**WMS R ¾ kit**, pressure switch as low-water signal transmitter for direct connection to the supply pressure-side pipe.	✆
SC-HVAC signal board	Signal board	✆

🚚 = ready for delivery, L = supply availability, C = approx. 2 weeks, K = approx. 4 weeks, A = on request, ✆ = please contact Wilo
Subject to change – all prices do not include VAT. Our General Terms of Delivery and Service apply (see www.wilo.com/legal) – valid from 01/01/2019 in Germany.

Price group: PG6

Ordering information

SiBoost Smart Helix VE	Art. no. 2			Art. no. 3			Art. no. 4		
Type			EUR			EUR			EUR
–	2547363	A	✆	2547366	A	✆	2547371	A	✆
204	2541584	K	**10 054.–**	2541588	K	**13 571.–**	2541592	K	**17 129.–**
206	2541585	K	**10 157.–**	2541589	K	**14 047.–**	2541593	K	**17 520.–**
208	2541586	K	**10 418.–**	2541590	K	**14 183.–**	2541594	K	**18 602.–**
211	2541587	K	**11 840.–**	2541591	K	**15 365.–**	2541595	K	**18 836.–**
403	2537330	K	**10 937.–**	2537338	K	**13 857.–**	2537346	K	**17 329.–**
404	2537358	K	**11 162.–**	2537359	K	**14 143.–**	2537360	K	**17 685.–**
405	2537620	K	**11 558.–**	2537622	K	**14 643.–**	2537624	K	**18 311.–**
407	2537331	K	**12 631.–**	2537339	K	**16 001.–**	2537347	K	**20 009.–**
410	2537621	K	**13 177.–**	2537623	K	**17 134.–**	2537625	K	**21 058.–**
602	2537332	K	**11 215.–**	2537340	K	**14 210.–**	2537348	K	**17 241.–**
603	2536372	K	**11 731.–**	2536375	K	**14 861.–**	2536378	K	**18 034.–**
604	2537333	K	**12 588.–**	2537341	K	**15 949.–**	2537349	K	**19 352.–**
606	2536373	K	**13 371.–**	2536376	K	**17 092.–**	2536379	K	**20 739.–**
608	2537334	K	**14 075.–**	2537342	K	**17 834.–**	2537350	K	**21 639.–**
611	2536374	K	**14 780.–**	2536377	K	**18 726.–**	2536380	K	**22 179.–**
1002	2536345	K	**14 399.–**	2536349	K	**18 321.–**	2536353	K	**21 352.–**
1003	2537335	K	**13 723.–**	2537343	K	**17 460.–**	2537351	K	**20 349.–**
1004	2536346	K	**14 870.–**	2536350	K	**18 918.–**	2536354	K	**22 048.–**
1005	2537336	K	**14 305.–**	2537344	K	**18 202.–**	2537352	K	**21 214.–**
1006	2536347	K	**15 650.–**	2536351	K	**19 912.–**	2536355	K	**23 209.–**
1009	2536348	K	**16 562.–**	2536352	K	**20 776.–**	2536356	K	**24 034.–**
1602	2536333	K	**16 296.–**	2536337	K	**21 470.–**	2536341	K	**25 356.–**
1603/3kW	2537337	K	**15 979.–**	2537345	K	**21 052.–**	2537353	K	**26 005.–**
1603/4kW	2536334	K	**17 759.–**	2536338	K	**23 395.–**	2536342	K	**27 630.–**
1605	2536335	K	**20 576.–**	2536339	K	**26 762.–**	2536343	K	**33 348.–**
1606	2536336	K	**22 523.–**	2536340	K	**29 329.–**	2536344	K	**36 518.–**
2202-3	2540937	K	**21 807.–**	2540938	K	**30 218.–**	2540939	K	**38 587.–**
2202-4	2540901	K	**22 954.–**	2540905	K	**31 808.–**	2540909	K	**40 616.–**
2203	2540902	K	**25 819.–**	2540906	K	**36 422.–**	2540910	K	**47 399.–**
2204	2540903	K	**30 221.–**	2540907	K	**40 484.–**	2540911	K	**57 814.–**
2205	2540904	K	**32 761.–**	2540908	K	**48 473.–**	2540912	K	**62 633.–**
3602-5.5	2540913	K	**25 967.–**	2540917	K	**36 748.–**	2540921	K	**47 779.–**
3602-7.5	2540914	K	**26 440.–**	2540918	K	**37 987.–**	2540922	K	**49 525.–**
3604	2540915	K	**31 202.–**	2540919	K	**45 388.–**	2540923	K	**64 475.–**
3605	2540916	K	**35 569.–**	2540920	K	**51 744.–**	2540924	K	**72 163.–**
5202	2540925	K	**28 704.–**	2540929	K	**43 255.–**	2540933	K	**52 341.–**
5203	2540926	K	**31 287.–**	2540930	K	**47 150.–**	2540934	K	**57 050.–**
5204	2540927	K	**37 234.–**	2540931	K	**56 578.–**	2540935	K	**73 024.–**
5205	2540928	K	**62 803.–**	2540932	K	**62 803.–**	2540936	K	**81 786.–**

⛟ = ready for delivery, L = supply availability, C = approx. 2 weeks, K = approx. 4 weeks, A = on request, ✆ = please contact Wilo
Subject to change – all prices do not include VAT. Our General Terms of Delivery and Service apply (see www.wilo.com/legal) – valid from 01/01/2019 in Germany.



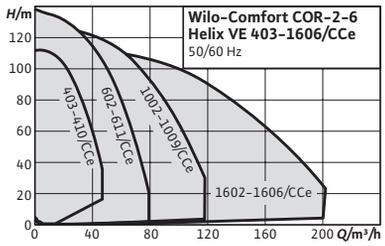

Accessories	Page
Accessories	390
Commissioning/maintenance	592

IE4

Wilo-Comfort COR Helix VE.../CCe

Design type

Highly efficient water-supply unit ready for connection (non self-priming). With 2 to 6 vertically arranged Helix VE series stainless steel high-pressure centrifugal pumps in glanded version switched in parallel; every pump is equipped with an integrated air-cooled frequency converter, including Comfort Controller CCe

Application

- → Fully automatic water supply and pressure boosting in residential, commercial and public buildings, hotels, hospitals, department stores and for industrial systems.
- → Pumping of drinking water and process water, cooling water, fire water (apart from fire-extinguishing systems in accordance with DIN 14462 and with the approval of the local fire safety authorities) or other types of industrial water that do not attack the materials either chemically or mechanically and do not contain abrasive or long-fibre constituents.

Special features/product advantages

- → Sturdy system with Helix VE stainless steel high-pressure circulation pumps with integrated frequency converter that can be controlled from 25 Hz to 60 Hz
- → High-efficiency pump hydraulics
- → Entire system is pressure-loss optimised
- → Integrated dry-running detection with automatic deactivation via the motor control electronics
- → Maximum degree of control using the CCe control device with additional functions, micro-computer control and touch display

Scope of delivery

- → Factory-mounted, connection-ready pressure boosting system checked for functionality and impermeability
- → Packaging
- → Installation and operating instructions
- → Transport eyes for self-assembly

Additional charge

Type	Description	EUR
WMS low-water cut-out switchgear kit R ¼	WMS R ¼ kit, pressure switch as low-water signal transmitter for direct connection to the suction-side pipe.	✆
WMS low-water cut-out switchgear kit R ¾	**WMS R ¾ kit**, pressure switch as low-water signal transmitter for direct connection to the supply pressure-side pipe.	✆

🚚 = ready for delivery, L = supply availability, C = approx. 2 weeks, K = approx. 4 weeks, A = on request, ✆ = please contact Wilo
Subject to change – all prices do not include VAT. Our General Terms of Delivery and Service apply (see www.wilo.com/legal) – valid from 01/01/2019 in Germany.

Price group: PG6

Ordering information

Comfort COR Helix VE.../CCe	Art. no. 2			Art. no. 3			Art. no. 4		
Type			EUR			EUR			EUR
403/K/CCe	2539314	K	**13 806.–**	2539323	K	**17 493.–**	2539332	K	**21 874.–**
404/K/CCe	2539315	K	**14 093.–**	2539324	K	**17 853.–**	2539333	K	**22 325.–**
405/K/CCe	2537610	K	**14 591.–**	2537612	K	**18 485.–**	2537614	K	**23 113.–**
407/K/CCe	2539316	K	**15 942.–**	2539325	K	**20 198.–**	2539334	K	**25 256.–**
410/K/CCe	2537611	K	**16 634.–**	2537613	K	**21 626.–**	2537615	K	**26 579.–**
602/K/CCe	2539317	K	**14 156.–**	2539326	K	**17 936.–**	2539335	K	**21 763.–**
603/K/CCe	2536357	K	**14 807.–**	2536360	K	**18 761.–**	2536363	K	**22 762.–**
604/K/CCe	2539318	K	**15 889.–**	2539327	K	**20 132.–**	2539336	K	**24 428.–**
606/K/CCe	2536358	K	**16 880.–**	2536361	K	**21 575.–**	2536364	K	**26 177.–**
608/K/CCe	2539319	K	**17 768.–**	2539328	K	**22 511.–**	2539337	K	**27 315.–**
611/K/CCe	2536359	K	**18 658.–**	2536362	K	**23 638.–**	2536365	K	**27 998.–**
1002/K/CCe	2535967	K	**18 021.–**	2535971	K	**22 931.–**	2535975	K	**26 724.–**
1003/K/CCe	2539320	K	**17 981.–**	2539329	K	**21 850.–**	2539338	K	**25 467.–**
1004/K/CCe	2535968	K	**18 609.–**	2535972	K	**23 676.–**	2535976	K	**27 595.–**
1005/K/CCe	2539321	K	**18 747.–**	2539330	K	**22 781.–**	2539339	K	**26 549.–**
1006/K/CCe	2535969	K	**19 588.–**	2535973	K	**24 923.–**	2535977	K	**29 046.–**
1009/K/CCe	2535970	K	**20 765.–**	2535974	K	**26 419.–**	2535978	K	**30 789.–**
1602/K/CCe	2532327	K	**19 499.–**	2532332	K	**26 872.–**	2532337	K	**33 193.–**
1603/K-3kw/CCe	2539322	K	**20 938.–**	2539331	K	**26 347.–**	2539340	K	**32 548.–**
1603/K/CCe	2532328	K	**21 248.–**	2532333	K	**29 282.–**	2532338	K	**36 171.–**
1605/K/CCe	2532329	K	**26 148.–**	2532334	K	**34 449.–**	2532339	K	**42 557.–**
1606/K/CCe	2532330	K	**28 763.–**	2532335	K	**37 894.–**	2532340	K	**46 810.–**

Price group: PG6

Ordering information

Comfort COR Helix VE.../CCe	Art. no. 5			Art. no. 6		
Type			EUR			EUR
403/K/CCe	2539341	K	**26 652.–**	2539350	K	**30 237.–**
404/K/CCe	2539342	K	**27 203.–**	2539351	K	**30 861.–**
405/K/CCe	2537616	K	**28 165.–**	2537618	K	**31 950.–**
407/K/CCe	2539343	K	**30 775.–**	2539352	K	**34 913.–**
410/K/CCe	2537617	K	**30 981.–**	2537619	K	**35 784.–**
602/K/CCe	2539344	K	**25 929.–**	2539353	K	**29 761.–**
603/K/CCe	2536366	K	**27 122.–**	2536369	K	**31 126.–**
604/K/CCe	2539345	K	**29 105.–**	2539354	K	**33 405.–**
606/K/CCe	2536367	K	**29 832.–**	2536370	K	**34 240.–**
608/K/CCe	2539346	K	**32 545.–**	2539355	K	**37 352.–**
611/K/CCe	2536368	K	**33 903.–**	2536371	K	**38 907.–**
1002/K/CCe	2535979	K	**33 088.–**	2535983	K	**38 814.–**
1003/K/CCe	2539347	K	**31 533.–**	2539356	K	**36 989.–**
1004/K/CCe	2535980	K	**34 168.–**	2535984	K	**40 079.–**
1005/K/CCe	2539348	K	**32 873.–**	2539357	K	**38 561.–**
1006/K/CCe	2535981	K	**35 966.–**	2535985	K	**42 187.–**
1009/K/CCe	2535982	K	**38 123.–**	2535986	K	**44 719.–**
1602/K/CCe	2532342	K	**37 564.–**	2532347	K	**43 264.–**

= ready for delivery, L = supply availability, C = approx. 2 weeks, K = approx. 4 weeks, A = on request, = please contact Wilo
Subject to change – all prices do not include VAT. Our General Terms of Delivery and Service apply (see www.wilo.com/legal) – valid from 01/01/2019 in Germany.

Price group: PG6

Ordering information

Comfort COR Helix VE.../CCe	Art. no. 5			Art. no. 6		
Type			EUR			EUR
1603/K-3kw/CCe	2539349	K	**36 834.-**	2539358	K	**42 421.-**
1603/K/CCe	2532343	K	**40 936.-**	2532348	K	**47 148.-**
1605/K/CCe	2532344	K	**48 159.-**	2532349	K	**55 467.-**
1606/K/CCe	2532345	K	**52 975.-**	2532350	K	**61 014.-**

= ready for delivery, L = supply availability, C = approx. 2 weeks, K = approx. 4 weeks, A = on request, = please contact Wilo
Subject to change – all prices do not include VAT. Our General Terms of Delivery and Service apply (see www.wilo.com/legal) – valid from 01/01/2019 in Germany.



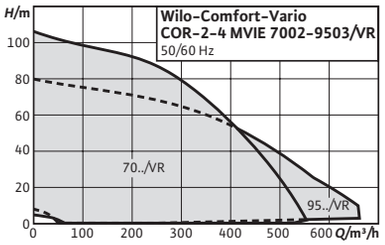

Accessories	Page
Accessories	390
Commissioning/maintenance	592

Wilo-Comfort-Vario COR MVIE.../VR

Design type

Pressure boosting system with 2 to 4 non-self-priming stainless steel high-pressure multistage centrifugal pumps switched in parallel with speed-controlled motors and Vario controller VR

Application

- → Fully automatic water supply and pressure boosting in residential, commercial and public buildings, hotels, hospitals, department stores and for industrial systems.
- → Pumping of drinking water and process water, cooling water, fire water (apart from fire-extinguishing systems in accordance with DIN 14462 and with the approval of the local fire safety authorities) or other types of industrial water that do not attack the materials either chemically or mechanically and do not contain abrasive or long-fibre constituents.

Special features/product advantages

- → Sturdy system due to MVIE series stainless steel high-pressure multistage centrifugal pumps with air-cooled integrated frequency converters
- → Superproportionally large control range
- → Integrated dry-running detection with automatic cut-out in event of low water via performance characteristics of the motor control electronics

Scope of delivery

- → Factory-mounted, connection-ready pressure boosting system checked for functionality and impermeability
- → Packaging
- → Installation and operating instructions

Options

Other mains connections on request

Additional charge

Type	Description	EUR
Low-water cut-out switchgear (WMS)	for direct connection, mounted in suction line and wired to switchgear.	✆
Printed circuit board EBM/ESM VR 1-4/ WM	Signal board	✆

Price group: PG6

Ordering information

Comfort-Vario COR MVIE.../VR	Mains connection	Art. no. 2 pumps			Art. no. 3 pumps			Art. no. 4 pumps		
Type			🚚	EUR		🚚	EUR		🚚	EUR
7002/VR	–	2528957	K	**51 749.–**	2528961	K	**58 696.–**	2528965	K	**75 661.–**
7003/1/VR	–	2528958	K	**48 606.–**	2528962	K	**64 808.–**	2528966	K	**79 897.–**
7004/2/VR	–	2528959	K	**53 733.–**	2528963	K	**64 939.–**	2528967	K	**82 024.–**
7004/VR	–	2528960	K	**58 042.–**	2528964	K	**70 405.–**	2528968	K	**117 536.–**
9501/VR	–	2528973	K	**52 838.–**	2528977	K	**60 803.–**	2528981	K	**77 385.–**
9502/1/VR	–	2528974	K	**55 440.–**	2528978	K	**65 391.–**	2528982	K	**82 659.–**
9502/VR	–	2528975	K	**53 704.–**	2528979	K	**65 554.–**	2528983	K	**82 459.–**
9503/2/VR	–	2528976	K	**54 771.–**	2528980	K	**70 645.–**	2528984	K	**88 407.–**

🚚 = ready for delivery, L = supply availability, C = approx. 2 weeks, K = approx. 4 weeks, A = on request, 📞 = please contact Wilo
Subject to change – all prices do not include VAT. Our General Terms of Delivery and Service apply (see www.wilo.com/legal) – valid from 01/01/2019 in Germany.



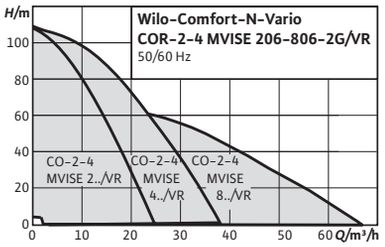

Accessories	Page
Accessories	390
Commissioning/maintenance	592

Wilo-Comfort-N-Vario COR MVISE.../VR

Design type
Pressure boosting system with 2 to 4 parallel-switched, non-self-priming stainless steel high-pressure multistage centrifugal pumps with speed-controlled glandless pump motors

Application
- → Fully automatic water supply and pressure boosting in residential, commercial and public buildings, hotels, hospitals, department stores and for industrial systems.
- → Pumping of drinking water and process water, cooling water, fire water (apart from fire-extinguishing systems in accordance with DIN 14462 and with the approval of the local fire safety authorities) or other types of industrial water that do not attack the materials either chemically or mechanically and do not contain abrasive or long-fibre constituents.

Scope of delivery
- → Factory-mounted, connection-ready pressure boosting system checked for functionality and impermeability
- → Packaging

Special features/product advantages
- → System is virtually noise-free due to 2-4 parallel-switched, glandless stainless steel high-pressure multistage centrifugal pumps with integrated, water-cooled frequency converter
- → Up to 20 dB[A] quieter than conventional systems with comparable hydraulic output
- → Control range of frequency converters from 20 to 50 Hz
- → Operationally reliable through MVISE pumps with integrated dry-running detection and automatic deactivation

- → Installation and operating instructions

Options
Other mains connections on request

Additional charge

Type	Description	
		EUR
WMS low-water cut-out switchgear kit R ¼	WMS R ¼ kit, pressure switch as low-water signal transmitter for direct connection to the suction-side pipe.	✆
WMS low-water cut-out switchgear kit R ¾	**WMS R ¾ kit**, pressure switch as low-water signal transmitter for direct connection to the supply pressure-side pipe.	✆
VR-HVAC signal board EBM/ ESM 1-4	Signal board	✆

Price group: PG6

Ordering information

Comfort-N-Vario COR MVISE.../VR	Art. no. 2 pumps			Art. no. 3 pumps			Art. no. 4 pumps		
Type		🚚	EUR		🚚	EUR		🚚	EUR
206/VR	2526725	K	**13 408.–**	2526732	K	**16 194.–**	2526739	K	**19 545.–**
210/VR	2526726	K	**14 073.–**	2526733	K	**17 708.–**	2526740	K	**20 474.–**
404/VR	2526727	K	**13 477.–**	2526734	K	**17 919.–**	2526741	K	**21 438.–**
406/VR	2526728	K	**13 637.–**	2526735	K	**18 071.–**	2526742	K	**21 530.–**
410/VR	2526729	K	**15 412.–**	2526736	K	**19 479.–**	2526743	K	**22 815.–**
803/VR	2526730	K	**15 197.–**	2526737	K	**19 724.–**	2526744	K	**23 385.–**
806/VR	2526731	K	**16 777.–**	2526738	K	**21 347.–**	2526745	K	**24 884.–**

🚚 = ready for delivery, L = supply availability, C = approx. 2 weeks, K = approx. 4 weeks, A = on request, ✆ = please contact Wilo
Subject to change – all prices do not include VAT. Our General Terms of Delivery and Service apply (see www.wilo.com/legal) – valid from 01/01/2019 in Germany.



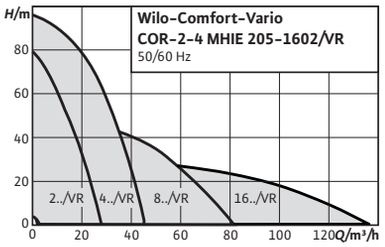

Accessories	Page
Accessories	390
Commissioning/maintenance	592

Wilo-Comfort-Vario COR MHIE.../VR

Design type

Pressure boosting system with 2 to 4 parallel-switched, non-self-priming stainless steel high-pressure multistage centrifugal pumps with speed-controlled motors

Application

- → Fully automatic water supply and pressure boosting in residential, commercial and public buildings, hotels, hospitals, department stores and for industrial systems.
- → Pumping of drinking water and process water, cooling water, fire water (apart from fire-extinguishing systems in accordance with DIN 14462 and with the approval of the local fire safety authorities) or other types of industrial water that do not attack the materials either chemically or mechanically and do not contain abrasive or long-fibre constituents.

Scope of delivery

- → Factory-mounted, connection-ready pressure boosting system checked for functionality and impermeability
- → Packaging

Special features/product advantages

- → Compact system with outstanding price/performance ratio due to MHIE series stainless steel high-pressure multistage centrifugal pumps with integrated air-cooled frequency converters
- → Superproportionally large control range
- → Integrated full motor protection with thermistor sensor (PTC)
- → Integrated dry-running detection with automatic deactivation in the event of low water via the motor control electronics

- → Installation and operating instructions

Options

Other mains connections on request

Additional charge

Type	Description	EUR
WMS low-water cut-out switchgear kit R ¼	WMS R ¼ kit, pressure switch as low-water signal transmitter for direct connection to the suction-side pipe.	✆
WMS low-water cut-out switchgear kit R ¾	**WMS R ¾ kit**, pressure switch as low-water signal transmitter for direct connection to the supply pressure-side pipe.	✆
VR-HVAC signal board EBM/ ESM 1-4	Signal board	✆

🚚 = ready for delivery, L = supply availability, C = approx. 2 weeks, K = approx. 4 weeks, A = on request, ✆ = please contact Wilo
Subject to change – all prices do not include VAT. Our General Terms of Delivery and Service apply (see www.wilo.com/legal) – valid from 01/01/2019 in Germany.

Price group: PG6

Ordering information (1~230 V)

Comfort-Vario COR MHIE.../VR	Mains connection	Art. no. 2 pumps			Art. no. 3 pumps			Art. no. 4 pumps		
Type				EUR			EUR			EUR
205EM/VR	1~230 V, 50/60 Hz	2516574	K	**8 519.–**	2516576	K	**10 520.–**	2516578	K	**12 984.–**
403EM/VR	1~230 V, 50/60 Hz	2516575	K	**9 114.–**	2516577	K	**11 230.–**	2516579	K	**14 046.–**

Price group: PG6

Ordering information (3~400 V)

Comfort-Vario COR MHIE.../VR	Mains connection	Art. no. 2 pumps			Art. no. 3 pumps			Art. no. 4 pumps		
Type				EUR			EUR			EUR
205/VR	3~400 V, 50/60 Hz	2523158	K	**8 295.–**	2523163	K	**10 324.–**	2523168	K	**12 750.–**
403/VR	3~400 V, 50/60 Hz	2523159	K	**8 947.–**	2523164	K	**11 125.–**	2523169	K	**13 918.–**
406/VR	3~400 V, 50/60 Hz	2523160	K	**10 018.–**	2523165	K	**12 539.–**	2523170	K	**14 379.–**
803/VR	3~400 V, 50/60 Hz	2523161	K	**10 509.–**	2523166	K	**13 357.–**	2523171	K	**14 663.–**
1602/VR	3~400 V, 50/60 Hz	2523162	K	**10 487.–**	2523167	K	**13 308.–**	2523172	K	**14 614.–**

= ready for delivery, L = supply availability, C = approx. 2 weeks, K = approx. 4 weeks, A = on request, = please contact Wilo
Subject to change – all prices do not include VAT. Our General Terms of Delivery and Service apply (see www.wilo.com/legal) – valid from 01/01/2019 in Germany.



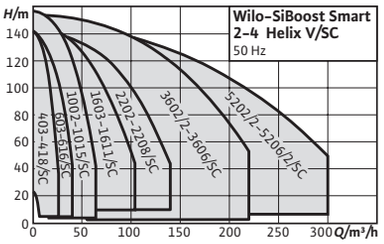

Accessories **Page**

Accessories 390
Commissioning/maintenance 592

Wilo-SiBoost Smart (FC) Helix V

Design type

Highly efficient water-supply unit ready for connection (non self-priming). With 2 to 4 vertically arranged glanded stainless steel high-pressure multistage centrifugal pumps from the Helix V series connected in parallel, including Smart Controller SC (available with and without frequency converter FC).

Application

- → Fully automatic water supply and pressure boosting in residential, commercial and public buildings, hotels, hospitals, department stores and for industrial systems.
- → Pumping of drinking water and process water, cooling water, fire water (apart from fire-extinguishing systems in accordance with DIN 14462 and with the approval of the local fire safety authorities) or other types of industrial water that do not attack the materials either chemically or mechanically and do not contain abrasive or long-fibre constituents.

Scope of delivery

- → Factory-mounted, connection-ready pressure boosting system checked for functionality and impermeability

Special features/product advantages

- → Heavy-duty system in accordance with DIN 1988 (EN 806)
- → 2 to 4 vertical Helix V series stainless steel high-pressure multistage centrifugal pumps switched in parallel
- → High-efficiency pump hydraulics
- → Pressure-loss optimised entire system
- → Control device SC, communication-capable for the monitoring of the system, LC display, simple navigation and adjustment via rotary knob without or with frequency converter for stepless control of the base-load pump

- → Packaging
- → Installation and operating instructions

Options

Other mains connections on request

Additional charge

Type	Description	EUR
WMS low-water cut-out switchgear kit R ¼	WMS R ¼ kit, pressure switch as low-water signal transmitter for direct connection to the suction-side pipe.	✆
WMS low-water cut-out switchgear kit R ¾	**WMS R ¾ kit**, pressure switch as low-water signal transmitter for direct connection to the supply pressure-side pipe.	✆

🚚 = ready for delivery, L = supply availability, C = approx. 2 weeks, K = approx. 4 weeks, A = on request, ✆ = please contact Wilo
Subject to change – all prices do not include VAT. Our General Terms of Delivery and Service apply (see www.wilo.com/legal) – valid from 01/01/2019 in Germany.

Price group: PG6

Ordering information

SiBoost Smart (FC) Helix V	Art. no. 2 pumps			Art. no. 3 pumps			Art. no. 4 pumps		
Type		🚚	EUR		🚚	EUR		🚚	EUR
403	2537580	K	**11 406.–**	2537590	K	**14 354.–**	2537600	K	**17 844.–**
404	2537581	K	**11 649.–**	2537591	K	**14 662.–**	2537601	K	**18 224.–**
406	2537582	K	**12 135.–**	2537592	K	**15 269.–**	2537602	K	**18 981.–**
407	2537583	K	**12 256.–**	2537593	K	**15 424.–**	2537603	K	**19 173.–**
409	2537584	K	**12 499.–**	2537594	K	**15 729.–**	2537604	K	**19 554.–**
410	2537585	K	**12 740.–**	2537595	K	**16 035.–**	2537605	K	**19 931.–**
412	2537586	K	**12 983.–**	2537596	K	**16 339.–**	2537606	K	**20 312.–**
414	2537587	K	**13 226.–**	2537597	K	**16 646.–**	2537607	K	**20 693.–**
416	2537588	K	**13 468.–**	2537598	K	**16 951.–**	2537608	K	**21 071.–**
418	2537589	K	**13 955.–**	2537599	K	**17 562.–**	2537609	K	**21 830.–**
603	2536033	K	**12 539.–**	2536047	K	**16 158.–**	2536061	K	**18 434.–**
604	2536034	K	**12 821.–**	2536048	K	**16 524.–**	2536062	K	**18 850.–**
605	2536035	K	**13 103.–**	2536049	K	**16 884.–**	2536063	K	**19 263.–**
606	2536036	K	**13 525.–**	2536050	K	**17 430.–**	2536064	K	**19 887.–**
607	2536037	K	**13 806.–**	2536051	K	**17 795.–**	2536065	K	**20 300.–**
608	2536038	K	**14 089.–**	2536052	K	**18 156.–**	2536066	K	**20 714.–**
609	2536039	K	**14 230.–**	2536053	K	**18 339.–**	2536067	K	**20 921.–**
610	2536040	K	**14 371.–**	2536054	K	**18 519.–**	2536068	K	**21 128.–**
611	2536041	K	**14 511.–**	2536055	K	**18 701.–**	2536069	K	**21 335.–**
612	2536042	K	**14 793.–**	2536056	K	**19 065.–**	2536070	K	**21 750.–**
613	2536043	K	**14 934.–**	2536057	K	**19 246.–**	2536071	K	**21 956.–**
614	2536044	K	**15 216.–**	2536058	K	**19 610.–**	2536072	K	**22 372.–**
615	2536045	K	**15 357.–**	2536059	K	**19 791.–**	2536073	K	**22 577.–**
616	2536046	K	**15 780.–**	2536060	K	**20 335.–**	2536074	K	**23 200.–**
1002	2536114	K	**13 493.–**	2536127	K	**16 858.–**	2536140	K	**19 792.–**
1003	2536115	K	**14 280.–**	2536128	K	**17 837.–**	2536141	K	**21 172.–**
1004	2536116	K	**14 906.–**	2536129	K	**18 623.–**	2536142	K	**21 862.–**
1005	2536117	K	**15 377.–**	2536130	K	**19 209.–**	2536143	K	**22 553.–**
1006	2536118	K	**15 691.–**	2536131	K	**19 601.–**	2536144	K	**23 012.–**
1007	2536119	K	**16 161.–**	2536132	K	**20 190.–**	2536145	K	**24 165.–**
1008	2536120	K	**16 476.–**	2536133	K	**20 583.–**	2536146	K	**24 395.–**
1009	2536121	K	**17 102.–**	2536134	K	**21 367.–**	2536147	K	**25 084.–**
1010	2536122	K	**17 418.–**	2536135	K	**21 759.–**	2536148	K	**25 315.–**
1011	2536123	K	**17 574.–**	2536136	K	**21 954.–**	2536149	K	**25 544.–**
1012	2536124	K	**18 202.–**	2536137	K	**22 739.–**	2536150	K	**26 464.–**
1013	2536125	K	**18 356.–**	2536138	K	**22 935.–**	2536151	K	**26 925.–**
1015	2536126	K	**18 672.–**	2536139	K	**23 327.–**	2536152	K	**27 385.–**
1603	2536180	K	**16 721.–**	2536189	K	**21 077.–**	2536198	K	**23 143.–**
1604	2536181	K	**17 277.–**	2536190	K	**21 779.–**	2536199	K	**23 914.–**
1605	2536182	K	**17 649.–**	2536191	K	**22 245.–**	2536200	K	**24 429.–**
1606	2536183	K	**18 579.–**	2536192	K	**23 417.–**	2536201	K	**25 714.–**
1607	2536184	K	**20 436.–**	2536193	K	**25 759.–**	2536202	K	**28 286.–**
1608	2536185	K	**21 366.–**	2536194	K	**26 929.–**	2536203	K	**29 572.–**
1609	2536186	K	**21 932.–**	2536195	K	**27 643.–**	2536204	K	**30 356.–**
1610	2536187	K	**23 563.–**	2536196	K	**29 700.–**	2536205	K	**32 614.–**

🚚 = ready for delivery, L = supply availability, C = approx. 2 weeks, K = approx. 4 weeks, A = on request, 📞 = please contact Wilo
Subject to change – all prices do not include VAT. Our General Terms of Delivery and Service apply (see www.wilo.com/legal) – valid from 01/01/2019 in Germany.

Price group: PG6

Ordering information

SiBoost Smart (FC) Helix V	Art. no. 2 pumps			Art. no. 3 pumps			Art. no. 4 pumps		
Type		🚚	EUR		🚚	EUR		🚚	EUR
1611	2536188	K	**24 470.–**	2536197	K	**30 840.–**	2536206	K	**33 868.–**
2202	2540738	K	**20 237.–**	2540745	K	**27 214.–**	2540752	K	**32 039.–**
2203	2540739	K	**21 509.–**	2540746	K	**29 061.–**	2540753	K	**34 581.–**
2204	2540740	K	**22 853.–**	2540747	K	**31 041.–**	2540754	K	**36 555.–**
2205	2540741	K	**25 122.–**	2540748	K	**32 960.–**	2540755	K	**42 371.–**
2206	2540742	K	**27 175.–**	2540749	K	**35 113.–**	2540756	K	**43 728.–**
2207	2540743	K	**29 982.–**	2540750	K	**38 862.–**	2540757	K	**49 613.–**
2208	2540744	K	**31 914.–**	2540751	K	**40 816.–**	2540758	K	**51 776.–**
3602	2540790	K	**27 210.–**	2540800	K	**33 958.–**	2540810	K	**39 525.–**
3602/2	2540789	K	**25 053.–**	2540799	K	**31 263.–**	2540809	K	**36 390.–**
3603	2540792	K	**30 689.–**	2540802	K	**38 295.–**	2540812	K	**44 575.–**
3603/1	2540791	K	**28 674.–**	2540801	K	**35 783.–**	2540811	K	**41 648.–**
3604	2540794	K	**33 634.–**	2540804	K	**41 971.–**	2540814	K	**48 852.–**
3604/2	2540793	K	**33 145.–**	2540803	K	**41 361.–**	2540813	K	**48 141.–**
3605	2540796	K	**38 889.–**	2540806	K	**48 530.–**	2540816	K	**56 486.–**
3605/2	2540795	K	**37 392.–**	2540805	K	**46 660.–**	2540815	K	**54 311.–**
3606	2540798	K	**43 694.–**	2540808	K	**54 524.–**	2540818	K	**63 462.–**
3606/2	2540797	K	**40 835.–**	2540807	K	**50 957.–**	2540817	K	**59 310.–**
5202	2540847	K	**34 108.–**	2540856	K	**44 432.–**	2540865	K	**52 209.–**
5202/2	2540846	K	**31 497.–**	2540855	K	**41 029.–**	2540864	K	**48 209.–**
5203	2540849	K	**39 361.–**	2540858	K	**51 273.–**	2540867	K	**60 248.–**
5203/2	2540848	K	**37 055.–**	2540857	K	**48 270.–**	2540866	K	**56 714.–**
5204	2540851	K	**44 097.–**	2540860	K	**57 441.–**	2540869	K	**67 491.–**
5204/2	2540850	K	**42 244.–**	2540859	K	**54 546.–**	2540868	K	**64 654.–**
5205	2540853	K	**48 912.–**	2540862	K	**63 715.–**	2540871	K	**76 566.–**
5205/2	2540852	K	**47 430.–**	2540861	K	**59 855.–**	2540870	K	**73 730.–**
5206/2	2540854	K	**52 249.–**	2540863	K	**68 061.–**	2540872	K	**79 968.–**

Price group: PG6

Ordering information

SiBoost Smart (FC) Helix V	Art. no. 2 pumps			Art. no. 3 pumps			Art. no. 4 pumps		
Type		🚚	EUR		🚚	EUR		🚚	EUR
–	2547375	A	📞	2547430	A	📞	2547388	A	📞
403	2537550	K	**10 168.–**	2537560	K	**13 044.–**	2537570	K	**15 670.–**
404	2537551	K	**10 386.–**	2537561	K	**13 320.–**	2537571	K	**16 002.–**
406	2537552	K	**10 817.–**	2537562	K	**13 876.–**	2537572	K	**16 669.–**
407	2537553	K	**10 927.–**	2537563	K	**14 014.–**	2537573	K	**16 834.–**
409	2537554	K	**11 143.–**	2537564	K	**14 292.–**	2537574	K	**17 168.–**
410	2537555	K	**11 359.–**	2537565	K	**14 568.–**	2537575	K	**17 502.–**
412	2537556	K	**11 576.–**	2537566	K	**14 846.–**	2537576	K	**17 835.–**
414	2537557	K	**11 792.–**	2537567	K	**15 125.–**	2537577	K	**18 168.–**
416	2537558	K	**12 008.–**	2537568	K	**15 401.–**	2537578	K	**18 502.–**
418	2537559	K	**12 441.–**	2537569	K	**15 958.–**	2537579	K	**19 169.–**
603	2535991	K	**9 372.–**	2536005	K	**11 782.–**	2536019	K	**13 995.–**

🚚 = ready for delivery, L = supply availability, C = approx. 2 weeks, K = approx. 4 weeks, A = on request, 📞 = please contact Wilo
Subject to change – all prices do not include VAT. Our General Terms of Delivery and Service apply (see www.wilo.com/legal) – valid from 01/01/2019 in Germany.

Price group: PG6

Ordering information

SiBoost Smart (FC) Helix V	Art. no. 2 pumps			Art. no. 3 pumps			Art. no. 4 pumps		
Type		🚚	EUR		🚚	EUR		🚚	EUR
604	2535992	K	**9 582.–**	2536006	K	**12 022.–**	2536020	K	**14 308.–**
605	2535993	K	**9 794.–**	2536007	K	**12 262.–**	2536021	K	**14 625.–**
606	2535994	K	**10 109.–**	2536008	K	**12 504.–**	2536022	K	**15 096.–**
607	2535995	K	**10 318.–**	2536009	K	**12 983.–**	2536023	K	**15 411.–**
608	2535996	K	**10 531.–**	2536010	K	**13 225.–**	2536024	K	**15 725.–**
609	2535997	K	**10 636.–**	2536011	K	**13 465.–**	2536025	K	**15 882.–**
610	2535998	K	**10 740.–**	2536012	K	**13 706.–**	2536026	K	**16 041.–**
611	2535999	K	**10 847.–**	2536013	K	**13 945.–**	2536027	K	**16 197.–**
612	2536000	K	**11 056.–**	2536014	K	**13 562.–**	2536028	K	**16 511.–**
613	2536001	K	**11 160.–**	2536015	K	**13 678.–**	2536029	K	**16 669.–**
614	2536002	K	**11 371.–**	2536016	K	**13 906.–**	2536030	K	**16 983.–**
615	2536003	K	**11 478.–**	2536017	K	**14 788.–**	2536031	K	**17 142.–**
616	2536004	K	**11 794.–**	2536018	K	**15 148.–**	2536032	K	**17 611.–**
1002	2536075	K	**10 025.–**	2536088	K	**12 746.–**	2536101	K	**14 622.–**
1003	2536076	K	**10 242.–**	2536089	K	**13 313.–**	2536102	K	**15 287.–**
1004	2536077	K	**10 568.–**	2536090	K	**13 738.–**	2536103	K	**15 784.–**
1005	2536078	K	**10 678.–**	2536091	K	**13 880.–**	2536104	K	**16 282.–**
1006	2536079	K	**10 895.–**	2536092	K	**14 164.–**	2536105	K	**16 614.–**
1007	2536080	K	**11 225.–**	2536093	K	**14 588.–**	2536106	K	**17 445.–**
1008	2536081	K	**11 331.–**	2536094	K	**14 729.–**	2536107	K	**17 611.–**
1009	2536082	K	**11 440.–**	2536095	K	**15 153.–**	2536108	K	**18 110.–**
1010	2536083	K	**11 657.–**	2536096	K	**15 296.–**	2536109	K	**18 276.–**
1011	2536084	K	**11 876.–**	2536097	K	**15 438.–**	2536110	K	**18 442.–**
1012	2536085	K	**12 530.–**	2536098	K	**15 863.–**	2536111	K	**19 107.–**
1013	2536086	K	**12 747.–**	2536099	K	**16 287.–**	2536112	K	**19 439.–**
1015	2536087	K	**13 073.–**	2536100	K	**16 569.–**	2536113	K	**19 770.–**
1603	2536153	K	**11 907.–**	2536162	K	**15 655.–**	2536171	K	**18 342.–**
1604	2536154	K	**12 305.–**	2536163	K	**16 177.–**	2536172	K	**18 953.–**
1605	2536155	A	**12 568.–**	2536164	K	**16 527.–**	2536173	K	**19 359.–**
1606	2536156	K	**13 231.–**	2536165	K	**17 393.–**	2536174	K	**20 381.–**
1607	2536157	K	**14 555.–**	2536166	K	**19 134.–**	2536175	K	**23 166.–**
1608	2536158	K	**15 213.–**	2536167	K	**20 005.–**	2536176	K	**24 218.–**
1609	2536159	K	**14 931.–**	2536168	K	**19 632.–**	2536177	K	**23 765.–**
1610	2536160	K	**16 042.–**	2536169	K	**21 091.–**	2536178	K	**25 533.–**
1611	2536161	K	**16 660.–**	2536170	K	**21 902.–**	2536179	K	**26 513.–**
2202	2540717	K	**13 951.–**	2540724	K	**18 744.–**	2540731	K	**23 075.–**
2203	2540718	K	**14 564.–**	2540725	K	**19 437.–**	2540732	K	**24 078.–**
2204	2540719	K	**15 297.–**	2540726	K	**20 616.–**	2540733	K	**25 495.–**
2205	2540720	K	**16 420.–**	2540727	K	**22 852.–**	2540734	K	**29 206.–**
2206	2540721	K	**17 207.–**	2540728	K	**23 614.–**	2540735	K	**30 168.–**
2207	2540722	K	**18 833.–**	2540729	K	**25 654.–**	2540736	K	**32 888.–**
2208	2540723	K	**20 272.–**	2540730	K	**27 473.–**	2540737	K	**35 378.–**
3602	2540760	K	**16 507.–**	2540770	K	**22 686.–**	2540780	K	**29 196.–**
3602/2	2540759	K	**15 589.–**	2540769	K	**21 859.–**	2540779	K	**28 130.–**
3603	2540762	K	**19 049.–**	2540772	K	**26 714.–**	2540782	K	**34 378.–**

🚚 = ready for delivery, L = supply availability, C = approx. 2 weeks, K = approx. 4 weeks, A = on request, 📞 = please contact Wilo
Subject to change – all prices do not include VAT. Our General Terms of Delivery and Service apply (see www.wilo.com/legal) – valid from 01/01/2019 in Germany.

Price group: PG6

Ordering information

SiBoost Smart (FC) Helix V	Art. no. 2 pumps			Art. no. 3 pumps			Art. no. 4 pumps		
Type		🚚	EUR		🚚	EUR		🚚	EUR
3603/1	2540761	K	**17 933.–**	2540771	K	**25 149.–**	2540781	K	**32 364.–**
3604	2540764	K	**20 887.–**	2540774	K	**29 585.–**	2540784	K	**38 072.–**
3604/2	2540763	K	**20 202.–**	2540773	K	**28 329.–**	2540783	K	**36 458.–**
3605	2540766	K	**24 220.–**	2540776	K	**34 643.–**	2540786	K	**44 584.–**
3605/2	2540765	K	**23 531.–**	2540775	K	**33 326.–**	2540785	K	**42 890.–**
3606	2540768	K	**28 121.–**	2540778	K	**40 224.–**	2540788	K	**51 765.–**
3606/2	2540767	K	**26 152.–**	2540777	K	**37 405.–**	2540787	K	**48 138.–**
5202	2540820	K	**21 325.–**	2540829	K	**31 247.–**	2540838	K	**39 227.–**
5202/2	2540819	K	**19 692.–**	2540828	K	**28 852.–**	2540837	K	**36 223.–**
5203	2540822	K	**24 608.–**	2540831	K	**36 057.–**	2540840	K	**45 267.–**
5203/2	2540821	K	**23 168.–**	2540830	K	**33 946.–**	2540839	K	**42 615.–**
5204	2540824	K	**26 985.–**	2540833	K	**39 536.–**	2540842	K	**49 633.–**
5204/2	2540823	K	**25 485.–**	2540832	K	**37 340.–**	2540841	K	**46 877.–**
5205	2540826	K	**29 550.–**	2540835	K	**43 298.–**	2540844	K	**54 356.–**
5205/2	2540825	K	**28 708.–**	2540834	K	**42 064.–**	2540843	K	**52 809.–**
5206/2	2540827	K	**31 907.–**	2540836	K	**46 749.–**	2540845	K	**58 688.–**

🚚 = ready for delivery, L = supply availability, C = approx. 2 weeks, K = approx. 4 weeks, A = on request, 📞 = please contact Wilo
Subject to change – all prices do not include VAT. Our General Terms of Delivery and Service apply (see www.wilo.com/legal) – valid from 01/01/2019 in Germany.



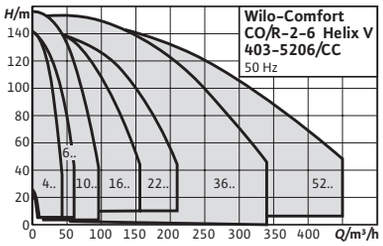

Accessories	Page
Accessories	390
Commissioning/maintenance	592

Wilo-Comfort CO-/COR-Helix V.../CC

Design type

Highly efficient, ready for connection water-supply unit (non self-priming) with 2 to 6 vertically arranged glanded stainless steel high-pressure multistage centrifugal pumps from the Helix V series switched in parallel, including Comfort Controller CC (available with and without frequency converter)

Application

- → Fully automatic water supply and pressure boosting in residential, commercial and public buildings, hotels, hospitals, department stores and for industrial systems.
- → Pumping of drinking water and process water, cooling water, fire water (apart from fire-extinguishing systems in accordance with DIN 14462 and with the approval of the local fire safety authorities) or other types of industrial water that do not attack the materials either chemically or mechanically and do not contain abrasive or long-fibre constituents.

Scope of delivery

- → Factory-mounted, connection-ready pressure boosting system checked for functionality and impermeability

Special features/product advantages

- → Heavy-duty system in accordance with DIN 1988 (EN 806)
- → High-efficiency pump hydraulics
- → Pressure-loss optimised entire system
- → 2 to 6 vertical Helix V series stainless steel high-pressure multistage centrifugal pumps switched in parallel
- → Comfort CC control / regulation unit with extended functions, microcomputer and touchscreen, with or without frequency converter for infinitely variable control of the base-load pump

- → Packaging
- → Installation and operating instructions

Options

- → Factory-mounted, connection-ready pressure boosting system checked for functionality and impermeability
- → Packaging
- → Installation and operating instructions
- → Transport eyes for self-assembly

Additional charge

Type	Description	EUR
WMS low-water cut-out switchgear kit R ¼	WMS R ¼ kit, pressure switch as low-water signal transmitter for direct connection to the suction-side pipe.	✆
WMS low-water cut-out switchgear kit R ¾	**WMS R ¾ kit**, pressure switch as low-water signal transmitter for direct connection to the supply pressure-side pipe.	✆

🚚 = ready for delivery, L = supply availability, C = approx. 2 weeks, K = approx. 4 weeks, A = on request, ✆ = please contact Wilo
Subject to change – all prices do not include VAT. Our General Terms of Delivery and Service apply (see www.wilo.com/legal) – valid from 01/01/2019 in Germany.

Price group: PG6

Ordering information

Comfort CO-/COR-Helix V.../CC	Art. no. 2 pumps			Art. no. 3 pumps			Art. no. 4 pumps		
Type			EUR			EUR			EUR
403/K/CC	2536405	K	**11 965.–**	2536415	K	**15 344.–**	2536425	K	**18 433.–**
404/K/CC	2536406	K	**12 218.–**	2536416	K	**15 672.–**	2536426	K	**18 825.–**
406/K/CC	2536407	K	**12 727.–**	2536417	K	**16 324.–**	2536427	K	**19 612.–**
407/K/CC	2536408	K	**12 856.–**	2536418	K	**16 487.–**	2536428	K	**19 807.–**
409/K/CC	2536409	K	**13 109.–**	2536419	K	**16 813.–**	2536429	K	**20 199.–**
410/K/CC	2536410	K	**13 363.–**	2536420	K	**17 141.–**	2536430	K	**20 590.–**
412/K/CC	2536411	K	**13 619.–**	2536421	K	**17 468.–**	2536431	K	**20 982.–**
414/K/CC	2536412	K	**13 874.–**	2536422	K	**17 795.–**	2536432	K	**21 375.–**
416/K/CC	2536413	K	**14 127.–**	2536423	K	**18 120.–**	2536433	K	**21 766.–**
418/K/CC	2536414	K	**14 636.–**	2536424	K	**18 772.–**	2536434	K	**22 552.–**
603/K/CC	2535310	K	**11 025.–**	2535324	K	**13 860.–**	2535338	K	**16 467.–**
604/K/CC	2535311	K	**11 271.–**	2535325	K	**14 144.–**	2535339	K	**16 834.–**
605/K/CC	2535312	K	**11 522.–**	2535326	K	**14 426.–**	2535340	K	**17 205.–**
606/K/CC	2535313	K	**11 892.–**	2535327	K	**14 712.–**	2535341	K	**17 761.–**
607/K/CC	2535314	K	**12 140.–**	2535328	K	**15 276.–**	2535342	K	**18 130.–**
608/K/CC	2535315	K	**12 390.–**	2535329	K	**15 558.–**	2535343	K	**18 500.–**
609/K/CC	2535316	K	**12 511.–**	2535330	K	**15 842.–**	2535344	K	**18 685.–**
610/K/CC	2535317	K	**12 636.–**	2535331	K	**16 123.–**	2535345	K	**18 871.–**
611/K/CC	2535318	K	**12 760.–**	2535332	K	**16 406.–**	2535346	K	**19 056.–**
612/K/CC	2535319	K	**13 008.–**	2535333	K	**16 690.–**	2535347	K	**19 424.–**
613/K/CC	2535320	K	**13 131.–**	2535334	K	**16 831.–**	2535348	K	**19 612.–**
614/K/CC	2535321	K	**13 379.–**	2535335	K	**17 113.–**	2535349	K	**19 980.–**
615/K/CC	2535322	K	**13 504.–**	2535336	K	**17 395.–**	2535350	K	**20 165.–**
616/K/CC	2535323	K	**13 876.–**	2535337	K	**17 820.–**	2535351	K	**20 720.–**
1002/K/CC	2534090	K	**11 794.–**	2534104	K	**14 996.–**	2534118	K	**17 202.–**
1003/K/CC	2534091	K	**12 049.–**	2534105	K	**15 662.–**	2534119	K	**17 984.–**
1004/K/CC	2534092	K	**12 433.–**	2534106	K	**16 161.–**	2534120	K	**18 570.–**
1005/K/CC	2534093	K	**12 562.–**	2534107	K	**16 330.–**	2534121	K	**19 156.–**
1006/K/CC	2534094	K	**12 819.–**	2534108	K	**16 662.–**	2534122	K	**19 546.–**
1007/K/CC	2534095	K	**13 203.–**	2534109	K	**17 161.–**	2534123	K	**20 523.–**
1008/K/CC	2534096	K	**13 333.–**	2534110	K	**17 330.–**	2534124	K	**20 718.–**
1009/K/CC	2534097	K	**13 459.–**	2534111	K	**17 828.–**	2534125	K	**21 306.–**
1010/K/CC	2534098	K	**13 717.–**	2534112	K	**17 995.–**	2534126	K	**21 503.–**
1011/K/CC	2534099	K	**13 972.–**	2534113	K	**18 160.–**	2534127	K	**21 698.–**
1012/K/CC	2534100	K	**14 741.–**	2534114	K	**18 661.–**	2534128	K	**22 479.–**
1013/K/CC	2534101	K	**14 998.–**	2534115	K	**19 161.–**	2534129	K	**22 871.–**
1015/K/CC	2534103	K	**15 381.–**	2534117	K	**19 495.–**	2534131	K	**23 262.–**
1603/K/CC	2532198	K	**13 626.–**	2532209	K	**17 916.–**	2532220	K	**20 990.–**
1604/K/CC	2532199	K	**14 080.–**	2532210	K	**18 514.–**	2532221	K	**21 687.–**
1605/K/CC	2532200	K	**14 385.–**	2532211	K	**18 913.–**	2532222	K	**22 156.–**
1606/K/CC	2532201	K	**15 143.–**	2532212	K	**19 908.–**	2532223	K	**23 325.–**
1607/K/CC	2532202	K	**16 655.–**	2532213	K	**21 899.–**	2532224	K	**25 654.–**
1608/K/CC	2532203	K	**17 413.–**	2532214	K	**22 894.–**	2532225	K	**26 821.–**
1609/K/CC	2532204	K	**18 320.–**	2532215	K	**24 089.–**	2532226	K	**28 223.–**
1610/K/CC	2532205	K	**19 683.–**	2532216	K	**25 879.–**	2532227	K	**30 318.–**

= ready for delivery, L = supply availability, C = approx. 2 weeks, K = approx. 4 weeks, A = on request, = please contact Wilo
Subject to change – all prices do not include VAT. Our General Terms of Delivery and Service apply (see www.wilo.com/legal) – valid from 01/01/2019 in Germany.

Price group: PG6

Ordering information

Comfort CO-/COR-Helix V.../CC	Art. no. 2 pumps			Art. no. 3 pumps			Art. no. 4 pumps		
Type			EUR			EUR			EUR
1611/K/CC	2532206	K	**20 440.–**	2532217	K	**26 875.–**	2532228	K	**31 485.–**
2202/K/CC	2530513	K	**15 502.–**	2530519	K	**20 827.–**	2530526	K	**25 641.–**
2203/K/CC	2530514	K	**16 182.–**	2530520	K	**21 598.–**	2530527	K	**26 753.–**
2204/K/CC	2530515	K	**16 997.–**	2530521	K	**22 907.–**	2530528	K	**28 328.–**
2205/K/CC	2530516	K	**18 244.–**	2530522	K	**25 390.–**	2530529	K	**31 404.–**
2206/K/CC	2530517	K	**19 120.–**	2530523	K	**26 237.–**	2530530	K	**32 440.–**
2207/K/CC	2530518	K	**20 925.–**	2530524	K	**28 505.–**	2530531	K	**35 363.–**
2208/K/CC	2530233	K	**22 524.–**	2530525	K	**30 525.–**	2530532	K	**38 041.–**
3602/2/K/CC	2530583	K	**18 340.–**	2530591	K	**25 715.–**	2530599	K	**33 096.–**
3602/K/CC	2530584	K	**19 421.–**	2530592	K	**26 691.–**	2530600	K	**34 349.–**
3603/1/K/CC	2530585	K	**21 098.–**	2530593	K	**29 587.–**	2530601	K	**38 076.–**
3603/K/CC	2530586	K	**22 410.–**	2530594	K	**31 429.–**	2530602	K	**40 444.–**
3604/2/K/CC	2532355	K	**23 766.–**	2532358	K	**33 327.–**	2532361	K	**42 890.–**
3604/K/CC	2530587	K	**24 574.–**	2530595	K	**34 806.–**	2530603	K	**44 791.–**
3605/2/K/CC	2532356	K	**26 146.–**	2532359	K	**37 029.–**	2532362	K	**47 657.–**
3605/K/CC	2530588	K	**26 911.–**	2530596	K	**38 491.–**	2530604	K	**49 538.–**
3606/2/K/CC	2530589	K	**29 058.–**	2530597	K	**41 563.–**	2530605	K	**53 488.–**
3606/K/CC	2532357	K	**31 245.–**	2532360	K	**44 695.–**	2532363	K	**57 516.–**
5202/2/K/CC	2530663	K	**21 880.–**	2530672	K	**33 943.–**	2530681	K	**42 615.–**
5202/K/CC	2530664	K	**23 694.–**	2530673	K	**36 761.–**	2530682	K	**46 150.–**
5203/2/K/CC	2530665	K	**25 742.–**	2530674	K	**39 936.–**	2530683	K	**50 134.–**
5203/K/CC	2530666	K	**27 342.–**	2530675	K	**42 420.–**	2530684	K	**53 255.–**
5204/2/K/CC	2530667	K	**28 315.–**	2530676	K	**43 929.–**	2530685	K	**55 148.–**
5204/K/CC	2530668	K	**29 982.–**	2530677	K	**46 511.–**	2530686	K	**58 393.–**
5205/2/K/CC	2530669	K	**31 898.–**	2530678	K	**49 487.–**	2530687	K	**62 125.–**
5205/K/CC	2530670	K	**32 833.–**	2530679	K	**50 940.–**	2530688	K	**63 946.–**
5206/2/K/CC	2532386	K	**35 451.–**	2532387	K	**54 999.–**	2532388	K	**69 044.–**

Price group: PG6

Ordering information

Comfort CO-/COR-Helix V.../CC	Art. no. 2 pumps			Art. no. 3 pumps			Art. no. 4 pumps		
Type			EUR			EUR			EUR
403/K/CC	2536455	K	**13 418.–**	2536465	K	**16 887.–**	2536475	A	**20 993.–**
404/K/CC	2536456	K	**13 706.–**	2536466	K	**17 248.–**	2536476	K	**21 439.–**
406/K/CC	2536457	K	**14 275.–**	2536467	K	**17 965.–**	2536477	K	**22 333.–**
407/K/CC	2536458	K	**14 417.–**	2536468	K	**18 146.–**	2536478	K	**22 557.–**
409/K/CC	2536459	K	**14 704.–**	2536469	K	**18 505.–**	2536479	K	**23 004.–**
410/K/CC	2536460	K	**14 988.–**	2536470	K	**18 864.–**	2536480	K	**23 450.–**
412/K/CC	2536461	K	**15 276.–**	2536471	K	**19 225.–**	2536481	K	**23 897.–**
414/K/CC	2536462	K	**15 561.–**	2536472	K	**19 583.–**	2536482	K	**24 342.–**
416/K/CC	2536463	K	**15 846.–**	2536473	K	**19 943.–**	2536483	K	**24 791.–**
418/K/CC	2536464	K	**16 418.–**	2536474	K	**20 662.–**	2536484	K	**25 685.–**
603/K/CC	2535380	K	**15 431.–**	2535394	K	**19 887.–**	2535408	K	**22 684.–**
604/K/CC	2535381	K	**15 776.–**	2535395	K	**20 332.–**	2535409	K	**23 197.–**
605/K/CC	2535382	K	**16 124.–**	2535396	K	**20 779.–**	2535410	K	**23 707.–**

= ready for delivery, L = supply availability, C = approx. 2 weeks, K = approx. 4 weeks, A = on request, = please contact Wilo
Subject to change – all prices do not include VAT. Our General Terms of Delivery and Service apply (see www.wilo.com/legal) – valid from 01/01/2019 in Germany.

Price group: PG6

Ordering information

Comfort CO-/COR-Helix V.../CC	Art. no. 2 pumps			Art. no. 3 pumps			Art. no. 4 pumps		
Type			EUR			EUR			EUR
606/K/CC	2535383	K	**16 644.–**	2535397	K	**21 448.–**	2535411	K	**24 470.–**
607/K/CC	2535384	K	**16 993.–**	2535398	K	**21 896.–**	2535412	K	**24 982.–**
608/K/CC	2535385	K	**17 338.–**	2535399	K	**22 342.–**	2535413	K	**25 491.–**
609/K/CC	2535386	K	**17 511.–**	2535400	K	**22 567.–**	2535414	K	**25 745.–**
610/K/CC	2535387	K	**17 685.–**	2535401	K	**22 790.–**	2535415	K	**25 999.–**
611/K/CC	2535388	K	**17 857.–**	2535402	K	**23 012.–**	2535416	K	**26 256.–**
612/K/CC	2535389	K	**18 205.–**	2535403	K	**23 460.–**	2535417	K	**26 765.–**
613/K/CC	2535390	K	**18 379.–**	2535404	K	**23 682.–**	2535418	K	**27 019.–**
614/K/CC	2535391	K	**18 725.–**	2535405	K	**24 130.–**	2535419	K	**27 528.–**
615/K/CC	2535392	K	**18 899.–**	2535406	K	**24 355.–**	2535420	K	**27 786.–**
616/K/CC	2535393	K	**19 419.–**	2535407	K	**25 025.–**	2535421	K	**28 550.–**
1002/K/CC	2534160	K	**16 606.–**	2534174	K	**20 746.–**	2534188	K	**24 357.–**
1003/K/CC	2534161	K	**17 571.–**	2534175	K	**21 952.–**	2534189	K	**26 053.–**
1004/K/CC	2534162	K	**18 344.–**	2534176	K	**22 914.–**	2534190	K	**26 903.–**
1005/K/CC	2534163	K	**18 922.–**	2534177	K	**23 640.–**	2534191	K	**27 752.–**
1006/K/CC	2534164	K	**19 308.–**	2534178	K	**24 122.–**	2534192	K	**28 318.–**
1007/K/CC	2534165	K	**19 889.–**	2534179	K	**24 846.–**	2534193	K	**29 737.–**
1008/K/CC	2534166	K	**20 275.–**	2534180	K	**25 329.–**	2534194	K	**30 019.–**
1009/K/CC	2534167	K	**21 046.–**	2534181	K	**26 292.–**	2534195	K	**30 870.–**
1010/K/CC	2534168	K	**21 433.–**	2534182	K	**26 777.–**	2534196	K	**31 151.–**
1011/K/CC	2534169	K	**21 626.–**	2534183	K	**27 017.–**	2534197	K	**31 436.–**
1012/K/CC	2534170	K	**22 396.–**	2534184	K	**27 981.–**	2534198	K	**32 568.–**
1013/K/CC	2534171	A	**22 591.–**	2534185	K	**28 225.–**	2534199	K	**33 135.–**
1015/K/CC	2534173	K	**22 977.–**	2534187	K	**28 705.–**	2534201	K	**33 700.–**
1603/K/CC	2532253	K	**21 195.–**	2532264	K	**26 713.–**	2532275	K	**29 333.–**
1604/K/CC	2532254	K	**21 900.–**	2532265	K	**27 605.–**	2532276	K	**30 313.–**
1605/K/CC	2532255	K	**22 371.–**	2532266	K	**28 196.–**	2532277	K	**30 963.–**
1606/K/CC	2532256	K	**23 550.–**	2532267	K	**29 682.–**	2532278	K	**32 594.–**
1607/K/CC	2532257	K	**25 903.–**	2532268	K	**32 649.–**	2532279	K	**35 852.–**
1608/K/CC	2532258	K	**27 080.–**	2532269	K	**34 134.–**	2532280	K	**37 482.–**
1609/K/CC	2532259	K	**28 495.–**	2532270	K	**35 914.–**	2532281	K	**39 439.–**
1610/K/CC	2532260	K	**30 611.–**	2532271	K	**38 587.–**	2532282	K	**42 372.–**
1611/K/CC	2532261	K	**31 790.–**	2532272	K	**40 066.–**	2532283	K	**44 000.–**
2202/K/CC	2530547	K	**23 807.–**	2530554	K	**32 017.–**	2530561	K	**37 693.–**
2203/K/CC	2530548	K	**25 304.–**	2530555	K	**34 189.–**	2530562	K	**40 683.–**
2204/K/CC	2530549	K	**26 886.–**	2530556	K	**36 518.–**	2530563	K	**43 005.–**
2205/K/CC	2530550	K	**29 555.–**	2530557	K	**38 776.–**	2530564	K	**45 559.–**
2206/K/CC	2530551	K	**31 971.–**	2530558	K	**41 308.–**	2530565	K	**47 021.–**
2207/K/CC	2530552	K	**35 273.–**	2530559	K	**45 720.–**	2530566	K	**53 346.–**
2208/K/CC	2530553	K	**37 547.–**	2530560	K	**48 019.–**	2530567	K	**55 673.–**
3602/2/K/CC	2530623	K	**29 474.–**	2530631	K	**36 779.–**	2530639	K	**42 810.–**
3602/K/CC	2530624	K	**32 013.–**	2530632	K	**39 949.–**	2530640	K	**46 500.–**
3603/1/K/CC	2530625	K	**33 735.–**	2530633	K	**42 098.–**	2530641	K	**48 997.–**
3603/K/CC	2530626	K	**36 106.–**	2530634	K	**45 053.–**	2530642	K	**52 442.–**
3604/2/K/CC	2532370	K	**38 994.–**	2532373	K	**48 660.–**	2532376	K	**56 638.–**

= ready for delivery, L = supply availability, C = approx. 2 weeks, K = approx. 4 weeks, A = on request, = please contact Wilo
Subject to change – all prices do not include VAT. Our General Terms of Delivery and Service apply (see www.wilo.com/legal) – valid from 01/01/2019 in Germany.

Price group: PG6

Ordering information

Comfort CO-/COR-Helix V.../CC	Art. no. 2 pumps			Art. no. 3 pumps			Art. no. 4 pumps		
Type			EUR			EUR			EUR
3604/K/CC	2530627	K	**39 567.–**	2530635	K	**49 377.–**	2530643	K	**57 473.–**
3605/2/K/CC	2532371	K	**41 547.–**	2532374	K	**51 844.–**	2532377	K	**60 345.–**
3605/K/CC	2530628	K	**43 212.–**	2530636	K	**53 923.–**	2530644	K	**62 764.–**
3606/2/K/CC	2530629	K	**45 374.–**	2530637	K	**56 619.–**	2530645	K	**65 900.–**
3606/K/CC	2532372	K	**48 547.–**	2532375	K	**60 582.–**	2532378	K	**70 513.–**
5202/2/K/CC	2530708	K	**34 997.–**	2530717	K	**48 271.–**	2530726	K	**56 716.–**
5202/K/CC	2530709	K	**37 899.–**	2530718	K	**52 273.–**	2530727	K	**61 422.–**
5203/2/K/CC	2530710	K	**41 173.–**	2530719	K	**56 786.–**	2530728	K	**66 722.–**
5203/K/CC	2530711	K	**43 733.–**	2530720	K	**60 321.–**	2530729	K	**70 878.–**
5204/2/K/CC	2530712	K	**46 936.–**	2530721	K	**64 172.–**	2530730	K	**76 065.–**
5204/K/CC	2530713	K	**48 995.–**	2530722	K	**67 576.–**	2530731	K	**79 401.–**
5205/2/K/CC	2530714	K	**52 701.–**	2530723	K	**70 418.–**	2530732	K	**86 742.–**
5205/K/CC	2530715	K	**54 347.–**	2530724	K	**74 960.–**	2530733	K	**90 078.–**
5206/2/K/CC	2532391	K	**58 055.–**	2532392	K	**80 071.–**	2532393	K	**94 080.–**

Price group: PG6

Ordering information

Comfort CO-/COR-Helix V.../CC	Art. no. 5 pumps			Art. no. 6 pumps		
Type			EUR			EUR
403/K/CC	2536435	K	**21 640.–**	2536445	K	**23 901.–**
404/K/CC	2536436	K	**22 101.–**	2536446	K	**24 410.–**
406/K/CC	2536437	K	**23 023.–**	2536447	K	**25 425.–**
407/K/CC	2536438	K	**23 252.–**	2536448	K	**25 679.–**
409/K/CC	2536439	K	**23 714.–**	2536449	K	**26 189.–**
410/K/CC	2536440	K	**24 173.–**	2536450	K	**26 698.–**
412/K/CC	2536441	K	**24 634.–**	2536451	K	**27 206.–**
414/K/CC	2536442	K	**25 094.–**	2536452	K	**27 714.–**
416/K/CC	2536443	K	**25 554.–**	2536453	K	**28 224.–**
418/K/CC	2536444	K	**26 475.–**	2536454	K	**29 239.–**
603/K/CC	2535352	K	**18 050.–**	2535366	K	**20 112.–**
604/K/CC	2535353	K	**18 456.–**	2535367	K	**20 561.–**
605/K/CC	2535354	K	**18 859.–**	2535368	K	**21 014.–**
606/K/CC	2535355	K	**19 469.–**	2535369	K	**21 693.–**
607/K/CC	2535356	K	**19 875.–**	2535370	K	**22 143.–**
608/K/CC	2535357	K	**20 282.–**	2535371	K	**22 597.–**
609/K/CC	2535358	K	**20 481.–**	2535372	K	**22 822.–**
610/K/CC	2535359	K	**20 687.–**	2535373	K	**23 048.–**
611/K/CC	2535360	K	**20 889.–**	2535374	K	**23 275.–**
612/K/CC	2535361	K	**21 294.–**	2535375	K	**23 723.–**
613/K/CC	2535362	K	**21 497.–**	2535376	K	**23 951.–**
614/K/CC	2535363	K	**21 903.–**	2535377	K	**24 403.–**
615/K/CC	2535364	K	**22 104.–**	2535378	K	**24 630.–**
616/K/CC	2535365	K	**22 715.–**	2535379	K	**25 307.–**
1002/K/CC	2534132	K	**20 204.–**	2534146	K	**22 348.–**
1003/K/CC	2534133	K	**21 124.–**	2534147	K	**23 366.–**

= ready for delivery, L = supply availability, C = approx. 2 weeks, K = approx. 4 weeks, A = on request, = please contact Wilo
Subject to change – all prices do not include VAT. Our General Terms of Delivery and Service apply (see www.wilo.com/legal) – valid from 01/01/2019 in Germany.

Price group: PG6

Ordering information

Comfort CO-/COR-Helix V.../CC	Art. no. 5 pumps			Art. no. 6 pumps		
Type		🚚	EUR		🚚	EUR
1004/K/CC	2534134	K	**21 814.–**	2534148	K	**24 127.–**
1005/K/CC	2534135	K	**22 502.–**	2534149	K	**24 887.–**
1006/K/CC	2534136	K	**22 959.–**	2534150	K	**25 396.–**
1007/K/CC	2534137	K	**24 109.–**	2534151	K	**26 666.–**
1008/K/CC	2534138	K	**24 338.–**	2534152	K	**26 922.–**
1009/K/CC	2534139	K	**25 028.–**	2534153	K	**27 684.–**
1010/K/CC	2534140	K	**25 257.–**	2534154	K	**27 937.–**
1011/K/CC	2534141	K	**25 487.–**	2534155	K	**28 191.–**
1012/K/CC	2534142	K	**26 406.–**	2534156	K	**29 206.–**
1013/K/CC	2534143	K	**26 863.–**	2534157	K	**29 713.–**
1015/K/CC	2534145	K	**27 323.–**	2534159	K	**30 222.–**
1603/K/CC	2532231	K	**26 454.–**	2532242	K	**30 722.–**
1604/K/CC	2532232	K	**27 337.–**	2532243	K	**31 746.–**
1605/K/CC	2532233	K	**27 924.–**	2532244	K	**32 432.–**
1606/K/CC	2532234	K	**29 395.–**	2532245	K	**34 137.–**
1607/K/CC	2532235	K	**32 333.–**	2532246	K	**37 551.–**
1608/K/CC	2532236	K	**33 802.–**	2532247	K	**39 256.–**
1609/K/CC	2532237	K	**35 567.–**	2532248	K	**41 304.–**
1610/K/CC	2532238	K	**38 213.–**	2532249	K	**44 379.–**
1611/K/CC	2532239	K	**39 680.–**	2532250	K	**46 085.–**
2202/K/CC	2530533	K	**31 734.–**	2530540	K	**36 148.–**
2203/K/CC	2530534	K	**33 056.–**	2530541	K	**38 740.–**
2204/K/CC	2530535	K	**36 013.–**	2530542	K	**41 365.–**
2205/K/CC	2530536	K	**39 473.–**	2530543	K	**45 824.–**
2206/K/CC	2530537	K	**41 078.–**	2530544	K	**47 554.–**
2207/K/CC	2530538	K	**45 442.–**	2530545	K	**52 387.–**
2208/K/CC	2530539	K	**48 670.–**	2530546	K	**56 600.–**
3602/2/K/CC	2530607	K	**40 478.–**	2530615	K	**47 856.–**
3602/K/CC	2530608	K	**42 009.–**	2530616	K	**49 666.–**
3603/1/K/CC	2530609	K	**46 568.–**	2530617	K	**55 056.–**
3603/K/CC	2530610	K	**49 465.–**	2530618	K	**58 482.–**
3604/2/K/CC	2532364	K	**52 455.–**	2532367	K	**62 018.–**
3604/K/CC	2530611	K	**54 778.–**	2530619	K	**64 764.–**
3605/2/K/CC	2532365	K	**58 283.–**	2532368	K	**68 907.–**
3605/K/CC	2530612	K	**60 585.–**	2530620	K	**71 629.–**
3606/2/K/CC	2530613	K	**65 414.–**	2530621	K	**77 338.–**
3606/K/CC	2532366	K	**70 340.–**	2532369	K	**83 165.–**
5202/2/K/CC	2530690	K	**55 769.–**	2530699	K	**66 680.–**
5202/K/CC	2530691	K	**60 397.–**	2530700	K	**72 214.–**
5203/2/K/CC	2530692	K	**65 612.–**	2530701	K	**78 448.–**
5203/K/CC	2530693	K	**69 696.–**	2530702	K	**83 332.–**
5204/2/K/CC	2530694	K	**72 173.–**	2530703	K	**86 295.–**
5204/K/CC	2530695	K	**76 416.–**	2530704	K	**91 370.–**
5205/2/K/CC	2530696	K	**81 306.–**	2530705	K	**97 216.–**
5205/K/CC	2530697	K	**83 689.–**	2530706	K	**100 065.–**
5206/2/K/CC	2532389	K	**90 358.–**	2532390	K	**108 042.–**

🚚 = ready for delivery, L = supply availability, C = approx. 2 weeks, K = approx. 4 weeks, A = on request, 📞 = please contact Wilo
Subject to change – all prices do not include VAT. Our General Terms of Delivery and Service apply (see www.wilo.com/legal) – valid from 01/01/2019 in Germany.

Price group: PG6

Ordering information

Comfort CO-/COR-Helix V.../CC	Art. no. 5 pumps			Art. no. 6 pumps		
Type			EUR			EUR
403/K/CC	2536485	K	**26 264.–**	2536495	K	**28 835.–**
404/K/CC	2536486	K	**26 822.–**	2536496	K	**29 450.–**
406/K/CC	2536487	K	**27 940.–**	2536497	K	**30 677.–**
407/K/CC	2536488	A	**28 220.–**	2536498	K	**30 983.–**
409/K/CC	2536489	K	**28 778.–**	2536499	K	**31 598.–**
410/K/CC	2536490	K	**29 335.–**	2536500	K	**32 210.–**
412/K/CC	2536491	K	**29 895.–**	2536501	K	**32 825.–**
414/K/CC	2536492	K	**30 453.–**	2536502	K	**33 437.–**
416/K/CC	2536493	K	**31 013.–**	2536503	K	**34 052.–**
418/K/CC	2536494	K	**32 131.–**	2536504	K	**35 278.–**
603/K/CC	2535422	K	**24 345.–**	2535436	K	**26 641.–**
604/K/CC	2535423	K	**24 894.–**	2535437	K	**27 237.–**
605/K/CC	2535424	K	**25 440.–**	2535438	K	**27 838.–**
606/K/CC	2535425	K	**26 261.–**	2535439	K	**28 735.–**
607/K/CC	2535426	K	**26 810.–**	2535440	K	**29 332.–**
608/K/CC	2535427	K	**27 357.–**	2535441	K	**29 933.–**
609/K/CC	2535428	K	**27 630.–**	2535442	K	**30 830.–**
610/K/CC	2535429	K	**27 903.–**	2535443	K	**31 129.–**
611/K/CC	2535430	K	**28 176.–**	2535444	K	**31 729.–**
612/K/CC	2535431	K	**28 725.–**	2535445	K	**32 326.–**
613/K/CC	2535432	K	**28 998.–**	2535446	K	**32 627.–**
614/K/CC	2535433	K	**29 545.–**	2535447	K	**33 525.–**
615/K/CC	2535434	K	**29 819.–**	2535448	K	**34 422.–**
616/K/CC	2535435	K	**30 640.–**	2535449	K	**35 022.–**
1002/K/CC	2534202	K	**26 098.–**	2534216	K	**27 834.–**
1003/K/CC	2534203	K	**27 285.–**	2534217	K	**29 776.–**
1004/K/CC	2534204	K	**28 174.–**	2534218	K	**30 745.–**
1005/K/CC	2534205	K	**29 065.–**	2534219	K	**31 717.–**
1006/K/CC	2534206	K	**29 659.–**	2534220	K	**32 363.–**
1007/K/CC	2534207	K	**31 141.–**	2534221	K	**33 982.–**
1008/K/CC	2534208	K	**31 439.–**	2534222	K	**34 306.–**
1009/K/CC	2534209	K	**32 327.–**	2534223	K	**35 276.–**
1010/K/CC	2534210	K	**32 626.–**	2534224	K	**35 601.–**
1011/K/CC	2534211	K	**32 920.–**	2534225	K	**35 925.–**
1012/K/CC	2534212	K	**34 106.–**	2534226	K	**37 220.–**
1013/K/CC	2534213	K	**34 700.–**	2534227	K	**37 866.–**
1015/K/CC	2534215	K	**35 294.–**	2534229	K	**38 514.–**
1603/K/CC	2532286	K	**34 159.–**	2532297	K	**39 738.–**
1604/K/CC	2532287	K	**35 298.–**	2532298	K	**41 062.–**
1605/K/CC	2532288	K	**36 057.–**	2532299	K	**41 947.–**
1606/K/CC	2532289	K	**37 958.–**	2532300	K	**44 153.–**
1607/K/CC	2532290	K	**41 752.–**	2532301	K	**48 568.–**
1608/K/CC	2532291	K	**43 648.–**	2532302	K	**50 775.–**
1609/K/CC	2532292	K	**45 926.–**	2532303	K	**53 424.–**
1610/K/CC	2532293	K	**49 343.–**	2532304	K	**57 399.–**
1611/K/CC	2532294	K	**51 239.–**	2532305	K	**59 607.–**

= ready for delivery, L = supply availability, C = approx. 2 weeks, K = approx. 4 weeks, A = on request, = please contact Wilo
Subject to change – all prices do not include VAT. Our General Terms of Delivery and Service apply (see www.wilo.com/legal) – valid from 01/01/2019 in Germany.

Price group: PG6

Ordering information

Comfort CO-/COR-Helix V.../CC	Art. no. 5 pumps			Art. no. 6 pumps		
Type			EUR			EUR
2202/K/CC	2530568	K	**40 752.–**	2530575	K	**47 888.–**
2203/K/CC	2530569	K	**44 029.–**	2530576	K	**54 785.–**
2204/K/CC	2530570	K	**47 816.–**	2530577	K	**59 046.–**
2205/K/CC	2530571	K	**52 764.–**	2530578	K	**66 621.–**
2206/K/CC	2530572	K	**55 806.–**	2530579	K	**70 258.–**
2207/K/CC	2530573	K	**62 604.–**	2530580	K	**80 073.–**
2208/K/CC	2530574	K	**65 954.–**	2530581	K	**85 331.–**
3602/2/K/CC	2530647	K	**50 733.–**	2530655	K	**57 458.–**
3602/K/CC	2530648	K	**55 105.–**	2530656	K	**62 413.–**
3603/1/K/CC	2530649	K	**58 067.–**	2530657	K	**65 765.–**
3603/K/CC	2530650	K	**62 148.–**	2530658	K	**70 385.–**
3604/2/K/CC	2532379	K	**67 120.–**	2532382	K	**76 017.–**
3604/K/CC	2530651	K	**68 111.–**	2530659	K	**77 138.–**
3605/2/K/CC	2532380	K	**71 513.–**	2532383	K	**80 997.–**
3605/K/CC	2530652	K	**74 380.–**	2530660	K	**84 241.–**
3606/2/K/CC	2530653	K	**78 100.–**	2530661	K	**88 455.–**
3606/K/CC	2532381	K	**83 564.–**	2532384	K	**94 643.–**
5202/2/K/CC	2530735	K	**68 287.–**	2530744	K	**76 783.–**
5202/K/CC	2530736	K	**73 952.–**	2530745	K	**83 153.–**
5203/2/K/CC	2530737	K	**80 338.–**	2530746	K	**90 334.–**
5203/K/CC	2530738	K	**85 338.–**	2530747	K	**95 956.–**
5204/2/K/CC	2530739	K	**91 586.–**	2530748	K	**102 980.–**
5204/K/CC	2530740	K	**95 602.–**	2530749	K	**107 499.–**
5205/2/K/CC	2530741	K	**102 831.–**	2530750	K	**115 628.–**
5205/K/CC	2530742	K	**106 046.–**	2530751	K	**119 241.–**
5206/2/K/CC	2532394	K	**113 275.–**	2532395	K	**127 370.–**

= ready for delivery, L = supply availability, C = approx. 2 weeks, K = approx. 4 weeks, A = on request, = please contact Wilo
Subject to change – all prices do not include VAT. Our General Terms of Delivery and Service apply (see www.wilo.com/legal) – valid from 01/01/2019 in Germany.



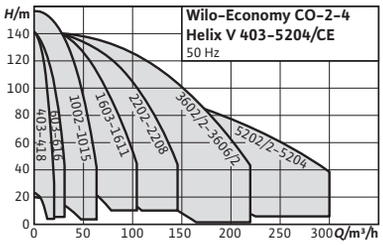

Accessories	Page
Accessories	390
Commissioning/maintenance	592

Wilo-Economy CO-Helix V.../CE

Design type

Pressure-boosting system with 2 to 4 parallel-switched, non self-priming, vertical high-pressure multistage centrifugal pumps made of stainless steel. Ready for connection with stainless steel pipework, mounted on a base frame, including control device with all necessary measurement and adjustment equipment.

Application

- Fully automatic water supply and pressure boosting in inlet mode, either from the public water supply network or from a tank, for domestic, commercial, industrial and municipal applications (e.g. residential, office, administration buildings, hotels, hospitals, trades, industry, water supply companies).
- Pumping of drinking water and process water, cooling water, fire water (apart from fire-extinguishing systems in accordance with DIN 14462 and with the approval of the local fire safety authorities) or other types of industrial water that do not attack the materials either chemically or mechanically and do not contain abrasive or long-fibre constituents.

Scope of delivery

- Factory-mounted, ready-for-connection pressure-boosting system checked for functionality and impermeability

Special features/product advantages

- Heavy-duty system which satisfies all the requirements of DIN 1988 (EN 806)
- WRAS/KTW/ACS approval of the pumps for all parts that come in contact with the fluid (EPDM version)
- High-efficiency pump hydraulics of the Helix V series in conjunction with IE3 IEC standard motors
- The spacer coupling enables the mechanical seal to be replaced without dismantling the motor (from 7.5 kW)
- Parts that come in contact with the fluid are corrosion-resistant
- Easily adjustable and operationally reliable due to the CE control device used
- Factory inspection and default setting at optimum operating range (incl. inspection certificate in accordance with EN 10204-3.1)

- Packaging
- Installation and operating instructions

Options

Diaphragm pressure vessel
Protection against low water level on the suction side

= ready for delivery, L = supply availability, C = approx. 2 weeks, K = approx. 4 weeks, A = on request, = please contact Wilo
Subject to change – all prices do not include VAT. Our General Terms of Delivery and Service apply (see www.wilo.com/legal) – valid from 01/01/2019 in Germany.

Price group: PG6

Ordering information

Economy CO-Helix V.../CE	Art no. 2 Pumps			Art no. 3 Pumps			Art no. 4 Pumps		
Type		🚚	EUR		🚚	EUR		🚚	EUR
403/CE	4163473	K	**3568.–**	4163483	K	**5112.–**	4163493	K	**6398.–**
404/CE	4163474	K	**3610.–**	4163484	K	**5174.–**	4163494	K	**6480.–**
406/CE	4163475	K	**3709.–**	4163485	K	**5324.–**	4163495	K	**6681.–**
407/CE	4163476	K	**3759.–**	4163486	K	**5399.–**	4163496	K	**6780.–**
409/CE	4163477	K	**3836.–**	4163487	K	**5513.–**	4163497	K	**6934.–**
410/CE	4163478	K	**4032.–**	4163488	K	**5806.–**	4163498	K	**7350.–**
412/CE	4163479	K	**4102.–**	4163489	K	**5937.–**	4163499	K	**7515.–**
414/CE	4163480	K	**4253.–**	4163490	K	**6164.–**	4163500	K	**7816.–**
416/CE	4163481	K	**4346.–**	4163491	K	**6265.–**	4163501	K	**7952.–**
418/CE	4163482	K	**4434.–**	4163492	K	**6402.–**	4163502	K	**8134.–**
603/CE	4162945	K	**3658.–**	4162959	K	**5285.–**	4162973	K	**6723.–**
604/CE	4162946	K	**3707.–**	4162960	K	**5359.–**	4162974	K	**6820.–**
605/CE	4162947	K	**3771.–**	4162961	K	**5456.–**	4162975	K	**6951.–**
606/CE	4162948	K	**3828.–**	4162962	K	**5540.–**	4162976	K	**7064.–**
607/CE	4162949	K	**4005.–**	4162963	K	**5806.–**	4162977	K	**7419.–**
608/CE	4162950	K	**4052.–**	4162964	K	**5899.–**	4162978	K	**7546.–**
609/CE	4162951	K	**4184.–**	4162965	K	**6098.–**	4162979	K	**7810.–**
610/CE	4162952	K	**4306.–**	4162966	K	**6243.–**	4162980	K	**8018.–**
611/CE	4162953	K	**4414.–**	4162967	K	**6408.–**	4162981	K	**8234.–**
612/CE	4162954	K	**4563.–**	4162968	K	**6626.–**	4162982	K	**8526.–**
613/CE	4162955	K	**4651.–**	4162969	K	**6761.–**	4162983	K	**8709.–**
614/CE	4162956	K	**4658.–**	4162970	K	**6770.–**	4162984	K	**8721.–**
615/CE	4162957	K	**4776.–**	4162971	K	**6947.–**	4162985	K	**8960.–**
616/CE	4162958	K	**4952.–**	4162972	K	**7213.–**	4162986	K	**9313.–**
1002/CE	4154084	K	**3858.–**	4154097	K	**5527.–**	4154110	K	**7072.–**
1003/CE	4154085	K	**3926.–**	4154098	K	**5632.–**	4154111	K	**7214.–**
1004/CE	4154086	K	**4100.–**	4154099	K	**5892.–**	4154112	K	**7560.–**
1005/CE	4154087	K	**4194.–**	4154100	K	**6033.–**	4154113	K	**7748.–**
1006/CE	4154088	K	**4255.–**	4154101	K	**6124.–**	4154114	K	**7869.–**
1007/CE	4154089	K	**4484.–**	4154102	K	**6454.–**	4154115	K	**8300.–**
1008/CE	4154090	K	**4534.–**	4154103	K	**6530.–**	4154116	K	**8400.–**
1009/CE	4154091	K	**4803.–**	4154104	K	**6932.–**	4154117	K	**8938.–**
1010/CE	4154092	K	**4868.–**	4154105	K	**7031.–**	4154118	K	**9070.–**
1011/CE	4154093	K	**4979.–**	4154106	K	**7192.–**	4154119	K	**9287.–**
1012/CE	4154094	K	**5224.–**	4154107	K	**7551.–**	4154120	K	**9763.–**
1013/CE	4154095	K	**5314.–**	4154108	K	**7691.–**	4154121	K	**9951.–**
1015/CE	4154096	K	**5445.–**	4154109	K	**7889.–**	4154122	K	**10213.–**
1603/CE	4142458	K	**4101.–**	4142467	K	**5959.–**	4142476	K	**8204.–**
1604/CE	4142459	K	**4303.–**	4142468	K	**6264.–**	4142477	K	**8610.–**
1605/CE	4142460	K	**4569.–**	4142469	K	**6645.–**	4142478	K	**9111.–**
1606/CE	4142461	K	**4631.–**	4142470	K	**6741.–**	4142479	K	**9238.–**
1607/CE	4142462	K	**4959.–**	4142471	K	**7238.–**	4142480	K	**9908.–**
1608/CE	4142463	L	**5022.–**	4142472	K	**7333.–**	4142481	K	**10034.–**
2202/CE	4122698	K	**6780.–**	4122705	K	**11066.–**	4122712	K	**14299.–**
2203/CE	4122699	K	**7117.–**	4122706	K	**11593.–**	4122713	K	**14700.–**
2204/CE	4122700	K	**7529.–**	4122707	K	**12249.–**	4122714	K	**15848.–**

🚚 = ready for delivery, L = supply availability, C = approx. 2 weeks, K = approx. 4 weeks, A = on request, 📞 = please contact Wilo
Subject to change – all prices do not include VAT. Our General Terms of Delivery and Service apply (see www.wilo.com/legal) – valid from 01/01/2019 in Germany.

Price group: PG6

Ordering information

Economy CO-Helix V.../CE	Art no. 2 Pumps			Art no. 3 Pumps			Art no. 4 Pumps		
			EUR			EUR			EUR
2205/CE	4122701	K	**8750.–**	4122708	K	**13894.–**	4122715	K	**18323.–**
2206/CE	4122702	K	**8904.–**	4122709	K	**14124.–**	4122716	K	**18631.–**
2207/CE	4122703	K	**9551.–**	4122710	K	**15095.–**	4122717	K	**19925.–**
2208/CE	4122704	K	**9704.–**	4122711	K	**15328.–**	4122718	K	**20235.–**
3602/1/CE	4138977	K	**9322.–**	4138988	K	**13639.–**	4138999	K	**18251.–**
3602/2/CE	4138976	K	**9074.–**	4138987	K	**13229.–**	4138998	K	**17721.–**
3602/CE	4138978	K	**9322.–**	4138989	K	**13639.–**	4139000	K	**18250.–**
3603/1/CE	4138980	K	**10646.–**	4138991	K	**15438.–**	4139002	K	**20929.–**
3603/2/CE	4138979	K	**10742.–**	4138990	K	**15583.–**	4139001	K	**21125.–**
3603/CE	4138981	K	**11087.–**	4138992	K	**16099.–**	4139003	K	**21810.–**
3604/2/CE	4138982	K	**11397.–**	4138993	K	**16564.–**	4139004	K	**22429.–**
3604/CE	4138983	K	**11396.–**	4138994	K	**16563.–**	4139005	K	**22428.–**
3605/2/K/CE	4138984	K	**13514.–**	4138995	K	**19712.–**	4139006	K	**26525.–**
3605/K/CE	4138985	K	**13513.–**	4138996	K	**19711.–**	4139007	K	**26524.–**
3606/2/K/CE	4138986	K	**13842.–**	4138997	K	**20203.–**	4139008	K	**27182.–**
5202/2/CE	4142812	K	**11455.–**	4142818	K	**16801.–**	4142824	K	**22668.–**
5202/CE	4142813	K	**12477.–**	4142819	K	**18151.–**	4142825	K	**24745.–**
5203/2/CE	4142814	K	**13081.–**	4142820	K	**19057.–**	4142826	K	**25953.–**
5203/CE	4142815	K	**13085.–**	4142821	K	**19062.–**	4142827	K	**25957.–**
5204/2/K/CE	4142816	K	**15298.–**	4142822	K	**22353.–**	4142828	K	**30329.–**
5204/K/CE	4142817	K	**15298.–**	4142823	K	**22353.–**	4142829	K	**30329.–**
1609/K/CE-03-FF240	4189309	K	**7136.–**	4189312	K	**10566.–**	4189315	K	**14573.–**
1610/K/CE-03-FF240	4189310	K	**7317.–**	4189313	K	**10838.–**	4189316	K	**14934.–**
1611/K/CE-03-FF240	4189311	K	**7328.–**	4189314	K	**10855.–**	4189317	K	**14957.–**

= ready for delivery, L = supply availability, C = approx. 2 weeks, K = approx. 4 weeks, A = on request, = please contact Wilo
Subject to change – all prices do not include VAT. Our General Terms of Delivery and Service apply (see www.wilo.com/legal) – valid from 01/01/2019 in Germany.



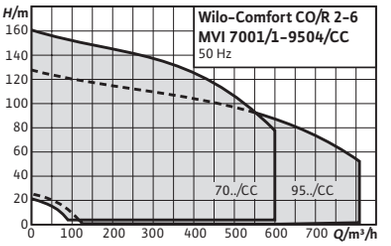

Accessories	Page
Accessories	390
Commissioning/maintenance	592

Wilo-Comfort CO-/COR-MVI.../CC

Design type

Pressure boosting system with 2 to 6 parallel-switched, non self-priming stainless steel high-pressure multistage centrifugal pumps

Application

- Fully automatic water supply and pressure boosting in residential, commercial and public buildings, hotels, hospitals, department stores and for industrial systems.
- Pumping of drinking water and process water, cooling water, fire water (apart from fire-extinguishing systems in accordance with DIN 14462 and with the approval of the local fire safety authorities) or other types of industrial water that do not attack the materials either chemically or mechanically and do not contain abrasive or long-fibre constituents.

Scope of delivery

- Factory-mounted, connection-ready pressure boosting system checked for functionality and impermeability
- Packaging
- Installation and operating instructions

Special features/product advantages

- Easy-to-operate system in accordance with DIN 1988
- 2-6 vertical stainless steel high-pressure centrifugal pumps, switched in parallel, of the MVI series
- Easy-to-use “CC” control device, with memory-programmable microcomputer control and completely graphics-capable touch display, menu-prompted input of operating parameters, available with frequency converter for infinitely variable control of the base-load pump with COR systems

Options

Series design without casing. Noise-attenuation casing on request.

Notice

Additional information about this series is available in the Online Catalogue (www.wilo.com) and on request.

Additional charge

Type	Description	EUR
Low-water cut-out switchgear (WMS)	for direct connection, mounted in suction line and wired to switchgear	✆

🚚 = ready for delivery, L = supply availability, C = approx. 2 weeks, K = approx. 4 weeks, A = on request, ✆ = please contact Wilo
Subject to change – all prices do not include VAT. Our General Terms of Delivery and Service apply (see www.wilo.com/legal) – valid from 01/01/2019 in Germany.

Price group: PG6

Ordering information									
Comfort CO-/COR-MVI.../CC	**Art. no.** 2 pumps			**Art. no.** 3 pumps			**Art. no.** 4 pumps		
Type			EUR			EUR			EUR
7001/1/CC	2523185	K	**17 898.–**	2523197	K	**28 362.–**	2523209	K	**35 485.–**
7001/CC	2523186	K	**19 622.–**	2523198	K	**31 100.–**	2523210	K	**38 896.–**
7002/2/CC	2523187	K	**21 391.–**	2523199	K	**32 715.–**	2523211	K	**40 777.–**
7002/CC	2523188	K	**22 102.–**	2523200	K	**35 568.–**	2523212	K	**43 973.–**
7003/2/CC	2523189	K	**24 884.–**	2523201	K	**37 264.–**	2523213	K	**46 108.–**
7003/CC	2523190	K	**25 318.–**	2523202	K	**39 758.–**	2523214	K	**49 408.–**
7004/2/CC	2523191	K	**26 600.–**	2523203	K	**41 129.–**	2523215	K	**51 410.–**
7004/CC	2523192	K	**28 199.–**	2523204	K	**43 671.–**	2523216	K	**54 539.–**
7005/2/CC	2523193	K	**31 710.–**	2523205	K	**46 597.–**	2523217	K	**58 075.–**
7005/CC	2523194	K	**33 075.–**	2523206	K	**50 581.–**	2523218	K	**63 939.–**
7006/2/CC	2523195	K	**38 303.–**	2523207	K	**51 629.–**	2523219	K	**67 296.–**
7006/CC	2523196	K	**39 023.–**	2523208	K	**52 627.–**	2523220	K	**70 653.–**

Price group: PG6

Ordering information									
Comfort CO-/COR-MVI.../CC	**Art. no.** 2 pumps			**Art. no.** 3 pumps			**Art. no.** 4 pumps		
Type			EUR			EUR			EUR
7001/1/CC	2523245	K	**27 463.–**	2523257	K	**36 141.–**	2523269	K	**41 470.–**
7001/CC	2523246	K	**29 188.–**	2523258	K	**38 877.–**	2523270	K	**44 887.–**
7002/2/CC	2523247	K	**30 176.–**	2523259	K	**40 492.–**	2523271	K	**46 764.–**
7002/CC	2523248	K	**31 668.–**	2523260	K	**43 345.–**	2523272	K	**49 960.–**
7003/2/CC	2523249	K	**32 782.–**	2523261	K	**45 041.–**	2523273	K	**52 094.–**
7003/CC	2523250	K	**34 687.–**	2523262	K	**47 535.–**	2523274	K	**55 397.–**
7004/2/CC	2523251	K	**36 040.–**	2523263	K	**48 905.–**	2523275	K	**57 399.–**
7004/CC	2523252	K	**37 764.–**	2523264	K	**51 450.–**	2523276	K	**60 526.–**
7005/2/CC	2523253	K	**39 811.–**	2523265	K	**54 374.–**	2523277	K	**64 066.–**
7005/CC	2523254	K	**42 641.–**	2523266	K	**58 360.–**	2523278	K	**69 926.–**
7006/2/CC	2523255	K	**44 001.–**	2523267	K	**58 519.–**	2523279	K	**73 283.–**
7006/CC	2523256	K	**45 904.–**	2523268	K	**61 258.–**	2523280	K	**76 643.–**

= ready for delivery, L = supply availability, C = approx. 2 weeks, K = approx. 4 weeks, A = on request, = please contact Wilo
Subject to change – all prices do not include VAT. Our General Terms of Delivery and Service apply (see www.wilo.com/legal) – valid from 01/01/2019 in Germany.

Price group: PG6

Ordering information

Comfort CO-/COR-MVI.../CC	Art. no. 5 pumps			Art. no. 6 pumps		
Type			EUR			EUR
7001/1/CC	2523221	K	**45 061.–**	2523233	K	**53 023.–**
7001/CC	2523222	K	**51 026.–**	2523234	K	**59 449.–**
7002/2/CC	2523223	K	**56 440.–**	2523235	K	**62 653.–**
7002/CC	2523224	K	**58 746.–**	2523236	K	**67 197.–**
7003/2/CC	2523225	K	**61 707.–**	2523237	K	**70 428.–**
7003/CC	2523226	K	**66 274.–**	2523238	K	**75 630.–**
7004/2/CC	2523227	K	**69 033.–**	2523239	K	**79 008.–**
7004/CC	2523228	K	**72 919.–**	2523240	K	**83 689.–**
7005/2/CC	2523229	K	**77 220.–**	2523241	K	**88 514.–**
7005/CC	2523230	K	**84 398.–**	2523242	K	**96 313.–**
7006/2/CC	2523231	K	**88 744.–**	2523243	K	**100 990.–**
7006/CC	2523232	K	**93 087.–**	2523244	K	**105 664.–**

Price group: PG6

Ordering information

Comfort CO-/COR-MVI.../CC	Art. no. 5 pumps			Art. no. 6 pumps		
Type			EUR			EUR
7001/1/CC	2523281	K	**52 198.–**	2523293	K	**59 871.–**
7001/CC	2523282	K	**61 018.–**	2523294	K	**61 746.–**
7002/2/CC	2523283	K	**64 400.–**	2523295	K	**72 377.–**
7002/CC	2523284	K	**70 735.–**	2523296	K	**79 022.–**
7003/2/CC	2523285	K	**76 989.–**	2523297	K	**85 910.–**
7003/CC	2523286	K	**87 052.–**	2523298	K	**96 701.–**
7004/2/CC	2523287	K	**93 580.–**	2523299	K	**103 395.–**
7004/CC	2523288	K	**100 035.–**	2523300	K	**111 949.–**
7005/2/CC	2523289	K	**104 855.–**	2523301	K	**117 429.–**
7005/CC	2523290	K	**111 562.–**	2523302	K	**124 166.–**
7006/2/CC	2523291	K	**115 781.–**	2523303	K	**128 709.–**
7006/CC	2523292	K	**120 002.–**	2523304	K	**133 253.–**

= ready for delivery, L = supply availability, C = approx. 2 weeks, K = approx. 4 weeks, A = on request, = please contact Wilo
Subject to change – all prices do not include VAT. Our General Terms of Delivery and Service apply (see www.wilo.com/legal) – valid from 01/01/2019 in Germany.



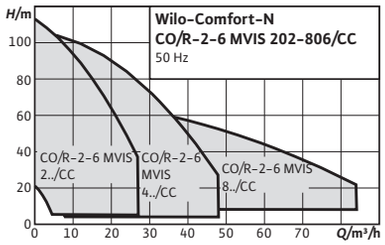

Accessories	Page
Accessories	390
Commissioning/maintenance	592

Wilo-Comfort-N CO-/COR-MVIS.../CC

Design type

Pressure boosting system with 2 to 6 parallel-switched, non-self-priming stainless steel high-pressure multistage centrifugal pumps with glandless pump motor

Application

- → Fully automatic water supply and pressure boosting in residential, commercial and public buildings, hotels, hospitals, department stores and for industrial systems.
- → Pumping of drinking water and process water, cooling water, fire water (apart from fire-extinguishing systems in accordance with DIN 14462 and with the approval of the local fire safety authorities) or other types of industrial water that do not attack the materials either chemically or mechanically and do not contain abrasive or long-fibre constituents.

Scope of delivery

- → Factory-mounted, connection-ready pressure boosting system checked for functionality and impermeability
- → Packaging
- → Installation and operating instructions

Special features/product advantages

- → Easy-to-use system in accordance with all requirements of DIN 1988
- → 2 - 6 vertical MVIS series full stainless steel high-pressure multistage centrifugal pumps switched in parallel
- → Virtually noiseless system thanks to glandless stainless steel high-pressure centrifugal pump of the MVIS series
- → Up to 20 dB[A] quieter than conventional systems with comparable hydraulic output

Options

Scope of delivery

Connection-ready and tested unit conforming to DIN 1988 Part 5 with 2 to 6 parallel stainless steel high-pressure multistage centrifugal pumps, glandless type (MVIS series), mounted on a common base frame, complete pipework including all hydraulically required components, central controller, pressure sensors and complete cabling/wiring. Including packing and installation/operating instructions.

Additional charge

Type	Description	EUR
WMS low-water cut-out switchgear kit R ¼	WMS R ¼ kit, pressure switch as low-water signal transmitter for direct connection to the suction-side pipe.	✆
WMS low-water cut-out switchgear kit R ¾	**WMS R ¾ kit**, pressure switch as low-water signal transmitter for direct connection to the supply pressure-side pipe.	✆

🚚 = ready for delivery, L = supply availability, C = approx. 2 weeks, K = approx. 4 weeks, A = on request, ✆ = please contact Wilo
Subject to change – all prices do not include VAT. Our General Terms of Delivery and Service apply (see www.wilo.com/legal) – valid from 01/01/2019 in Germany.

Price group: PG6

Ordering information

Comfort-N CO-/COR-MVIS.../CC	Art. no. 2 pumps			Art. no. 3 pumps			Art. no. 4 pumps		
Type			EUR			EUR			EUR
202/CC	2524292	K	**9 602.–**	2524301	K	**12 561.–**	2524310	K	**14 842.–**
203/CC	2524293	K	**9 748.–**	2524302	K	**12 703.–**	2524311	K	**15 022.–**
204/CC	2524294	K	**9 951.–**	2524303	K	**12 935.–**	2524312	K	**15 369.–**
205/CC	2524295	K	**10 022.–**	2524304	K	**13 026.–**	2524313	K	**15 431.–**
206/CC	2524296	K	**10 122.–**	2524305	K	**13 094.–**	2524314	K	**15 645.–**
207/CC	2524297	K	**10 225.–**	2524306	K	**13 251.–**	2524315	K	**15 856.–**
208/CC	2524298	K	**10 269.–**	2524307	K	**13 448.–**	2524316	K	**15 967.–**
209/CC	2524299	K	**10 453.–**	2524308	K	**13 753.–**	2524317	K	**16 455.–**
210/CC	2524300	K	**10 634.–**	2524309	K	**14 093.–**	2524318	K	**16 943.–**
402/CC	2524382	K	**10 011.–**	2524391	K	**12 686.–**	2524400	K	**14 998.–**
403/CC	2524383	K	**10 072.–**	2524392	K	**12 875.–**	2524401	K	**15 257.–**
404/CC	2524384	K	**10 269.–**	2524393	K	**13 003.–**	2524402	K	**15 512.–**
405/CC	2524385	K	**10 489.–**	2524394	K	**13 454.–**	2524403	K	**15 770.–**
406/CC	2524386	K	**10 637.–**	2524395	K	**13 548.–**	2524404	K	**16 150.–**
407/CC	2524387	K	**10 712.–**	2524396	K	**13 819.–**	2524405	K	**16 372.–**
408/CC	2524388	K	**10 820.–**	2524397	K	**13 878.–**	2524406	K	**16 567.–**
409/CC	2524389	K	**10 874.–**	2524398	K	**14 052.–**	2524407	K	**16 814.–**
410/CC	2524390	K	**10 928.–**	2524399	K	**14 225.–**	2524408	K	**17 059.–**
802/CC	2524472	K	**10 906.–**	2524477	K	**14 017.–**	2524482	K	**17 235.–**
803/CC	2524473	K	**11 317.–**	2524478	K	**14 613.–**	2524483	K	**17 765.–**
804/CC	2524474	K	**11 730.–**	2524479	K	**15 210.–**	2524484	K	**18 293.–**
805/CC	2524475	K	**11 976.–**	2524480	K	**15 568.–**	2524485	K	**18 805.–**
806/CC	2524476	K	**12 119.–**	2524481	K	**15 770.–**	2524486	K	**19 309.–**

Price group: PG6

Ordering information

Comfort-N CO-/COR-MVIS.../CC	Art. no. 2 pumps			Art. no. 3 pumps			Art. no. 4 pumps		
Type			EUR			EUR			EUR
202/CC	2524337	K	**15 318.–**	2524346	K	**17 929.–**	2524355	K	**21 863.–**
203/CC	2524338	K	**15 497.–**	2524347	K	**18 048.–**	2524356	K	**22 012.–**
204/CC	2524339	K	**15 603.–**	2524348	K	**18 284.–**	2524357	K	**22 291.–**
205/CC	2524340	K	**15 695.–**	2524349	K	**18 431.–**	2524358	K	**22 513.–**
206/CC	2524341	K	**15 861.–**	2524350	K	**19 111.–**	2524359	K	**23 377.–**
207/CC	2524342	K	**16 000.–**	2524351	K	**21 306.–**	2524360	K	**23 948.–**
208/CC	2524343	K	**16 067.–**	2524352	K	**21 804.–**	2524361	K	**24 340.–**
209/CC	2524344	K	**16 368.–**	2524353	K	**21 980.–**	2524362	K	**24 597.–**
210/CC	2524345	K	**16 666.–**	2524354	K	**22 036.–**	2524363	K	**25 133.–**
402/CC	2524427	K	**15 604.–**	2524436	K	**19 701.–**	2524445	K	**23 297.–**
403/CC	2524428	K	**15 766.–**	2524437	K	**19 979.–**	2524446	K	**23 527.–**
404/CC	2524429	K	**15 914.–**	2524438	K	**20 227.–**	2524447	K	**23 545.–**
405/CC	2524430	K	**16 299.–**	2524439	K	**20 479.–**	2524448	K	**23 954.–**
406/CC	2524431	K	**16 806.–**	2524440	K	**21 657.–**	2524449	K	**24 704.–**
407/CC	2524432	K	**17 166.–**	2524441	K	**21 726.–**	2524450	K	**24 903.–**
408/CC	2524433	K	**17 327.–**	2524442	K	**22 072.–**	2524451	K	**25 523.–**
409/CC	2524434	K	**17 468.–**	2524443	K	**22 228.–**	2524452	K	**25 670.–**

= ready for delivery, L = supply availability, C = approx. 2 weeks, K = approx. 4 weeks, A = on request, = please contact Wilo
Subject to change – all prices do not include VAT. Our General Terms of Delivery and Service apply (see www.wilo.com/legal) – valid from 01/01/2019 in Germany.

Price group: PG6

Ordering information

Comfort-N CO-/COR-MVIS.../CC	Art. no. 2 pumps		EUR	Art. no. 3 pumps		EUR	Art. no. 4 pumps		EUR
Type									
410/CC	2524435	K	**17 605.–**	2524444	K	**22 382.–**	2524453	K	**25 826.–**
802/CC	2524497	K	**16 270.–**	2524502	K	**21 302.–**	2524507	K	**24 540.–**
803/CC	2524498	K	**17 680.–**	2524503	K	**21 850.–**	2524508	K	**25 641.–**
804/CC	2524499	K	**18 662.–**	2524504	K	**23 057.–**	2524509	K	**26 658.–**
805/CC	2524500	K	**18 895.–**	2524505	K	**23 572.–**	2524510	K	**27 737.–**
806/CC	2524501	K	**19 417.–**	2524506	K	**24 260.–**	2524511	K	**28 479.–**

Price group: PG6

Ordering information

Comfort-N CO-/COR-MVIS.../CC	Art. no. 5 pumps		EUR	Art. no. 6 pumps		EUR
Type						
202/CC	2524319	K	**17 255.–**	2524328	K	**18 880.–**
203/CC	2524320	K	**17 568.–**	2524329	K	**19 324.–**
204/CC	2524321	K	**17 832.–**	2524330	K	**19 692.–**
205/CC	2524322	K	**18 054.–**	2524331	K	**19 854.–**
206/CC	2524323	K	**18 314.–**	2524332	K	**20 159.–**
207/CC	2524324	K	**18 570.–**	2524333	K	**20 463.–**
208/CC	2524325	K	**18 717.–**	2524334	K	**20 640.–**
209/CC	2524326	K	**18 838.–**	2524335	K	**20 779.–**
210/CC	2524327	K	**18 957.–**	2524336	K	**20 920.–**
402/CC	2524409	K	**17 432.–**	2524418	K	**18 997.–**
403/CC	2524410	K	**17 762.–**	2524419	K	**19 488.–**
404/CC	2524411	K	**17 914.–**	2524420	K	**19 905.–**
405/CC	2524412	K	**18 311.–**	2524421	K	**20 430.–**
406/CC	2524413	K	**18 799.–**	2524422	K	**20 947.–**
407/CC	2524414	K	**18 952.–**	2524423	K	**21 116.–**
408/CC	2524415	K	**19 500.–**	2524424	K	**21 511.–**
409/CC	2524416	K	**19 921.–**	2524425	K	**21 902.–**
410/CC	2524417	K	**20 341.–**	2524426	K	**22 292.–**
802/CC	2524487	K	**19 809.–**	2524492	K	**22 093.–**
803/CC	2524488	K	**20 365.–**	2524493	K	**22 767.–**
804/CC	2524489	K	**20 918.–**	2524494	K	**23 439.–**
805/CC	2524490	K	**21 902.–**	2524495	K	**24 576.–**
806/CC	2524491	K	**22 211.–**	2524496	K	**24 938.–**

Price group: PG6

Ordering information

Comfort-N CO-/COR-MVIS.../CC	Art. no. 5 pumps		EUR	Art. no. 6 pumps		EUR
Type						
202/CC	2524373	K	**26 722.–**	–	A	✆
203/CC	2524374	K	**26 836.–**	–	A	✆
204/CC	2524375	K	**27 573.–**	–	A	✆
205/CC	2524376	K	**27 967.–**	–	A	✆
206/CC	2524377	K	**28 075.–**	–	A	✆

= ready for delivery, L = supply availability, C = approx. 2 weeks, K = approx. 4 weeks, A = on request, ✆ = please contact Wilo
Subject to change – all prices do not include VAT. Our General Terms of Delivery and Service apply (see www.wilo.com/legal) – valid from 01/01/2019 in Germany.

Price group: PG6

Ordering information

Comfort-N CO-/COR-MVIS.../CC	Art. no. 5 pumps			Art. no. 6 pumps		
Type		🚚	EUR		🚚	EUR
207/CC	2524378	K	**28 187.–**	–	A	📞
208/CC	2524379	K	**28 492.–**	–	A	📞
209/CC	2524380	K	**30 249.–**	–	A	📞
210/CC	2524381	K	**32 007.–**	–	A	📞
402/CC	–	A	📞	2524463	K	**27 124.–**
403/CC	–	A	📞	2524464	K	**27 506.–**
404/CC	–	A	📞	2524465	K	**27 788.–**
405/CC	–	A	📞	2524466	K	**28 325.–**
406/CC	–	A	📞	2524467	K	**29 008.–**
407/CC	–	A	📞	2524468	K	**29 692.–**
408/CC	–	A	📞	2524469	K	**30 622.–**
409/CC	–	A	📞	2524470	K	**32 272.–**
410/CC	–	A	📞	2524471	K	**33 924.–**
802/CC	–	A	📞	2524517	K	**27 568.–**
803/CC	–	A	📞	2524518	K	**29 306.–**
804/CC	–	A	📞	2524519	K	**31 144.–**
805/CC	–	A	📞	2524520	K	**32 206.–**
806/CC	–	A	📞	2524521	K	**33 019.–**

🚚 = ready for delivery, L = supply availability, C = approx. 2 weeks, K = approx. 4 weeks, A = on request, 📞 = please contact Wilo
Subject to change – all prices do not include VAT. Our General Terms of Delivery and Service apply (see www.wilo.com/legal) – valid from 01/01/2019 in Germany.



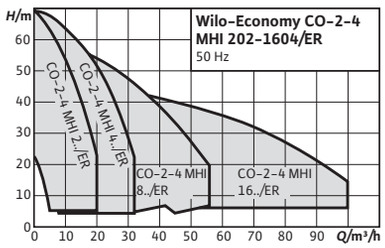

Accessories	Page
Accessories	390
Commissioning/maintenance	592

Wilo-Economy CO-MHI.../ER

Design type
Pressure boosting system with 2 to 4 parallel-switched, non-self-priming, horizontal high-pressure multistage centrifugal pumps made of stainless steel

Application
- → Fully automatic water supply and pressure boosting in residential, commercial and public buildings, hotels, hospitals, department stores and for industrial systems.
- → Pumping of drinking water and process water, cooling water, fire water (apart from fire-extinguishing systems in accordance with DIN 14462 and with the approval of the local fire safety authorities) or other types of industrial water that do not attack the materials either chemically or mechanically and do not contain abrasive or long-fibre constituents.

Scope of delivery
- → Factory-mounted, connection-ready pressure boosting system checked for functionality and impermeability
- → Packaging
- → Installation and operating instructions

Special features/product advantages
- → Compact system with outstanding price/performance ratio in compliance with the requirements of DIN 1988
- → 2 - 4 horizontal MHI series full stainless steel high-pressure multistage centrifugal pumps switched in parallel
- → Easily adjustable and operationally reliable thanks to integrated ER 2 to ER 4 switchgears

Options
Other mains connections on request

Additional charge

	Description	EUR
WMS low-water cut-out switchgear kit R ¼	WMS R ¼ kit, pressure switch as low-water signal transmitter for direct connection to the suction-side pipe.	✆
WMS low-water cut-out switchgear kit R ¾	**WMS R ¾ kit**, pressure switch as low-water signal transmitter for direct connection to the supply pressure-side pipe.	✆

🚚 = ready for delivery, L = supply availability, C = approx. 2 weeks, K = approx. 4 weeks, A = on request, ✆ = please contact Wilo
Subject to change – all prices do not include VAT. Our General Terms of Delivery and Service apply (see www.wilo.com/legal) – valid from 01/01/2019 in Germany.

Price group: PG6

Ordering information

Economy CO-MHI.../ER	Art. no. 2 pumps			Art. no. 3 pumps			Art. no. 4 pumps		
Type			EUR			EUR			EUR
202/ER	2520777	K	**7 163.–**	2520782	K	**9 557.–**	2520787	K	**12 222.–**
203/ER	2520778	K	**7 183.–**	2520783	K	**9 624.–**	2520788	K	**12 318.–**
204/ER	2520779	K	**7 227.–**	2520784	K	**9 689.–**	2520789	K	**12 416.–**
205/ER	2520780	K	**7 342.–**	2520785	K	**9 861.–**	2520790	K	**12 661.–**
206/ER	2520781	K	**7 369.–**	2520786	K	**9 915.–**	2520791	K	**12 739.–**
402/ER	2520792	K	**7 302.–**	2520797	K	**9 785.–**	2520802	K	**12 564.–**
403/ER	2520793	K	**7 314.–**	2520798	K	**9 834.–**	2520803	K	**12 636.–**
404/ER	2534338	K	**7 390.–**	2534339	K	**9 935.–**	2534340	K	**12 778.–**
405/ER	2520795	K	**7 525.–**	2520800	K	**10 148.–**	2520805	K	**13 085.–**
406/ER	2534341	K	**7 592.–**	2534342	K	**10 268.–**	2534343	K	**13 125.–**
802/ER	2520807	K	**7 529.–**	2520811	K	**9 918.–**	2520815	K	**12 977.–**
803/ER	2520808	K	**7 572.–**	2520812	K	**10 451.–**	2520816	K	**13 319.–**
804/ER	2520809	K	**7 755.–**	2520813	K	**10 581.–**	2520817	K	**13 727.–**
805/ER	2534344	K	**7 907.–**	2534345	K	**10 748.–**	2534346	K	**14 029.–**
1602/ER	2520819	K	**8 233.–**	2520822	K	**10 829.–**	2520825	K	**12 958.–**
1603/ER	2534332	K	**9 135.–**	2534333	K	**11 395.–**	2534334	K	**13 658.–**
1604/ER	2534335	K	**9 924.–**	2534336	K	**12 484.–**	2534337	K	**15 806.–**

= ready for delivery, L = supply availability, C = approx. 2 weeks, K = approx. 4 weeks, A = on request, = please contact Wilo
Subject to change – all prices do not include VAT. Our General Terms of Delivery and Service apply (see www.wilo.com/legal) – valid from 01/01/2019 in Germany.



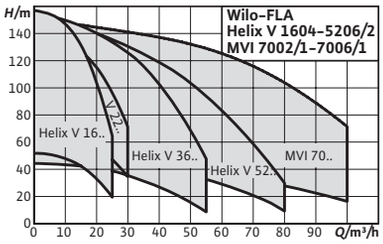

Accessories	Page
Accessories	386
Commissioning/ maintenance	592

Wilo-FLA-1

Design type

Pressure boosting system for fire extinguishing systems with indirect connection in accordance with DIN 14462. With a vertical stainless steel high-pressure multistage centrifugal pump in glanded version

Application

Fully automatic water supply for fire extinguishing systems with wall hydrants of the type “F” in domestic, commercial and public buildings, hotels, hospitals, shopping centres and also offices and industrial buildings

Special features/product advantages

- → * Sturdy system with one Helix FIRST V or MVI stainless steel high-pressure multistage centrifugal pump, in accordance with DIN 1988 and DIN 14462
- → * Absolute operational reliability
- → * Easy adjustment and operational reliability due to the FLA control unit
- → * Pre-set throttle valve on the pressure side of the pump to protect the pump at low volume flows

Scope of delivery

- → Factory-mounted, connection-ready pressure boosting system checked for functionality and impermeability
- → Packaging
- → Installation and operating instructions

Price group: PG5

Ordering information

FLA-1 Helix V	System output	Max. operating pressure	Gross weight, approx.	Art. no.		
Type	Q m³/h	p bar	m kg			EUR
1604 PN10	18	10	140	2534419	K	**8 022.–**
1605 PN10	18	10	154	2534420	K	**8 153.–**
1606 PN10	18	10	156	2534421	K	**8 529.–**
1607 PN10	18	10	196	2534422	K	**9 645.–**
1608 PN16	18	16	198	2534423	K	**9 945.–**
1609 PN16	18	16	212	2534424	K	**10 393.–**
1610 PN16	18	16	215	2534425	K	**10 751.–**
1611 PN16	18	16	216	2534426	K	**11 071.–**
1612 PN16	18	16	229	2534427	K	**11 547.–**
2204 PN10	24	10	225	2534428	K	**10 740.–**
2205 PN10	24	10	235	2534429	K	**11 364.–**

= ready for delivery, L = supply availability, C = approx. 2 weeks, K = approx. 4 weeks, A = on request, = please contact Wilo
Subject to change – all prices do not include VAT. Our General Terms of Delivery and Service apply (see www.wilo.com/legal) – valid from 01/01/2019 in Germany.

Price group: PG5

Ordering information

FLA-1 Helix V	System output	Max. operating pressure	Gross weight, approx.	Art. no.		
Type	Q m³/h	p bar	m kg			EUR
2206 PN16	24	16	255	2534430	K	**11 765.–**
2207 PN16	24	16	239	2534431	K	**12 439.–**
2208 PN16	24	16	279	2534432	K	**13 546.–**
3602/1 PN10	36	10	223	2534368	K	**11 106.–**
3602 PN10	36	10	223	2534369	K	**11 528.–**
3603/1 PN10	36	10	233	2534371	K	**11 979.–**
3603/2 PN10	36	10	233	2534370	K	**11 730.–**
3603 PN10	36	10	239	2534372	K	**12 434.–**
3604/2 PN10	36	10	275	2534373	K	**12 634.–**
3604 PN16	36	16	275	2534374	K	**12 870.–**
3605/2 PN16	36	16	291	2534375	K	**13 601.–**
3605 PN16	36	16	291	2534376	K	**14 172.–**
3606/2 PN16	36	16	295	2534377	K	**14 406.–**
3606 PN16	36	16	306	2534378	K	**14 545.–**
5202 PN10	48	10	244	2534392	K	**13 391.–**
5203/2 PN10	48	10	283	2534393	K	**13 913.–**
5203 PN10	48	10	283	2534394	K	**14 053.–**
5204/2 PN10	48	10	301	2534395	K	**14 499.–**
5204 PN16	48	16	301	2534396	K	**15 822.–**
5205/2 PN16	48	16	343	2534397	K	**16 105.–**
5205 PN16	48	16	343	2534398	K	**16 378.–**
5206/2 PN16	48	16	371	2534399	K	**17 638.–**

Price group: PG5

Ordering information

FLA-1 MVI	System output	Max. operating pressure	Gross weight, approx.	Art. no.		
Type	Q m³/h	p bar	m kg			EUR
7002/1 PN10	48	10	332	2536577	K	**14 022.–**
7002 PN10	48	10	333	2536578	K	**14 945.–**
7003/1 PN10	48	10	369	2536580	K	**16 739.–**
7003/2 PN10	48	10	369	2536579	K	**16 490.–**
7003 PN10	48	10	386	2536581	K	**16 938.–**
7004/1 PN16	48	16	416	2536583	K	**18 937.–**
7004/2 PN10	48	10	390	2536582	K	**18 138.–**
7004 PN16	48	16	416	2536584	K	**19 594.–**
7005/1 PN16	48	16	499	2536586	K	**21 818.–**
7005/2 PN16	48	16	499	2536585	K	**21 345.–**
7005 PN16	48	16	499	2536587	K	**22 196.–**
7006/1 PN16	48	16	540	2536589	K	**25 293.–**
7006/2 PN16	48	16	510	2536588	K	**24 211.–**

= ready for delivery, L = supply availability, C = approx. 2 weeks, K = approx. 4 weeks, A = on request, = please contact Wilo
Subject to change – all prices do not include VAT. Our General Terms of Delivery and Service apply (see www.wilo.com/legal) – valid from 01/01/2019 in Germany.



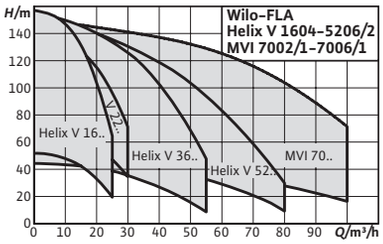

Accessories	Page
Accessories	386
Commissioning/ maintenance	592

Wilo-FLA-2

Design type

Pressure boosting system for fire extinguishing systems with indirect connection in accordance with DIN 14462. With 2 vertical stainless steel high-pressure multistage centrifugal pumps in glanded version

Application

Fully automatic water supply for fire extinguishing systems with wall hydrants of the type “F” in domestic, commercial and public buildings, hotels, hospitals, shopping centres and also offices and industrial buildings

Scope of delivery

- → Factory-mounted, connection-ready pressure boosting system checked for functionality and impermeability

Special features/product advantages

- → Sturdy system with 2 Helix FIRST V or MVI stainless steel high-pressure multistage centrifugal pumps, in accordance with DIN 1988 and DIN 14462
- → Absolute operational reliability for 2-pump systems with 100 % redundancy
- → Easy adjustment and operational reliability due to the FLA control unit
- → Pre-set throttle valve on the pressure side of the pump to protect the pump at low volume flows

- → Packaging
- → Installation and operating instructions

Price group: PG5

Ordering information

FLA-2 Helix V	System output	Max. operating pressure	Gross weight, approx.	Art. no.		
Type	Q m³/h	p bar	m kg			EUR
1604 PN10	18	10	246	2534358	K	**17 673.–**
1605 PN10	18	10	272	2534359	K	**17 810.–**
1606 PN10	18	10	274	2534360	K	**18 393.–**
1607 PN10	18	10	360	2534361	K	**20 388.–**
1608 PN16	18	16	365	2534362	K	**20 608.–**
1609 PN16	18	16	417	2534363	K	**21 226.–**
1610 PN16	18	16	421	2534364	K	**21 550.–**
1611 PN16	18	16	424	2534365	K	**22 551.–**
1612 PN16	18	16	597	2534366	K	**24 580.–**
2204 PN10	24	10	601	2534433	K	**22 568.–**
2205 PN10	24	10	623	2534434	K	**23 225.–**

= ready for delivery, L = supply availability, C = approx. 2 weeks, K = approx. 4 weeks, A = on request, = please contact Wilo
Subject to change – all prices do not include VAT. Our General Terms of Delivery and Service apply (see www.wilo.com/legal) – valid from 01/01/2019 in Germany.

Price group: PG5

Ordering information

FLA-2 Helix V	System output	Max. operating pressure	Gross weight, approx.	Art. no.		
Type	Q m³/h	p bar	m kg			EUR
2206 PN16	24	16	627	2534435	K	**23 975.–**
2207 PN16	24	16	648	2534436	K	**24 943.–**
2208 PN16	24	16	728	2534437	K	**26 618.–**
3602/1 PN10	36	10	491	2534380	K	**23 673.–**
3602 PN10	36	10	491	2534381	K	**24 489.–**
3603/1 PN10	36	10	511	2534383	K	**26 162.–**
3603/2 PN10	36	10	511	2534382	K	**25 330.–**
3603 PN10	36	10	511	2534384	K	**27 289.–**
3604/2 PN10	36	10	590	2534385	K	**27 695.–**
3604 PN16	36	16	590	2534386	K	**28 257.–**
3605/2 PN16	36	16	621	2534387	K	**29 125.–**
3605 PN16	36	16	625	2534388	K	**30 140.–**
3606/2 PN16	36	16	628	2534389	K	**42 955.–**
3606 PN16	36	16	653	2534390	K	**32 529.–**
5202 PN10	48	10	612	2534401	K	**30 126.–**
5203/2 PN10	48	10	695	2534402	K	**31 837.–**
5203 PN10	48	10	695	2534403	K	**32 423.–**
5204/2 PN10	48	10	731	2534404	K	**34 631.–**
5204 PN16	48	16	731	2534405	K	**35 150.–**
5205/2 PN16	48	16	765	2534406	K	**36 120.–**
5205 PN16	48	16	765	2534407	K	**37 420.–**
5206/2 PN16	48	16	824	2534408	K	**37 807.–**

Price group: PG5

Ordering information

FLA-2 MVI	System output	Max. operating pressure	Gross weight, approx.	Art. no.		
Type	Q m³/h	p bar	m kg			EUR
7002/1 PN10	48	10	841	2536590	K	**31 922.–**
7002 PN10	48	10	842	2536591	K	**34 420.–**
7003/1 PN10	48	10	923	2536593	K	**37 413.–**
7003/2 PN10	48	10	923	2536592	K	**36 895.–**
7003 PN10	48	10	989	2536594	K	**38 738.–**
7004/1 PN16	48	16	1072	2536596	K	**43 083.–**
7004/2 PN10	48	10	997	2536595	K	**40 684.–**
7004 PN16	48	16	836	2536597	K	**44 523.–**
7005/1 PN16	48	16	1323	2536599	K	**47 618.–**
7005/2 PN16	48	16	1323	2536598	K	**47 419.–**
7005 PN16	48	16	1323	2536600	K	**50 207.–**
7006/1 PN16	48	16	1448	2536602	K	**52 839.–**
7006/2 PN16	48	16	1397	2536601	K	**50 840.–**

= ready for delivery, L = supply availability, C = approx. 2 weeks, K = approx. 4 weeks, A = on request, = please contact Wilo
Subject to change – all prices do not include VAT. Our General Terms of Delivery and Service apply (see www.wilo.com/legal) – valid from 01/01/2019 in Germany.



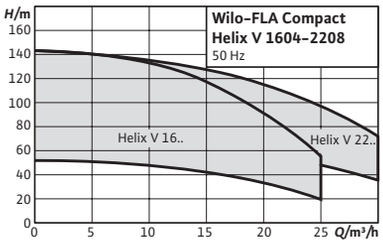

Accessories **Page**

Accessories 386
Commissioning/
maintenance 592

Wilo-FLA Compact-1 Helix V

Design type

Pressure boosting system for fire fighting in accordance with DIN 14462 for indirect connection.
With a vertical, stainless steel high-pressure multistage centrifugal pump in glanded version and break tank.

Application

Fully automatic water supply for fire extinguishing systems with type “F” fire hose reels in domestic, commercial and public buildings, hotels, hospitals, shopping centres and industrial systems

Scope of delivery

- → Factory-mounted, connection-ready pressure boosting system checked for functionality and impermeability
- → Break tank ready for connection
- → Packaging
- → Installation and operating instructions

Special features/product advantages

- → Compact system with one Helix FIRST V series stainless steel high-pressure multistage centrifugal pump, in accordance with DIN 1988 and DIN 14462 (redundancy for 2-pump systems)
- → Complete system which is supplied with a round tank (approved for drinking water) connected directly to the suction connection of the pump
- → Hydraulic power within the series of up to 18 m3/h for 100 m delivery head
- → Easily adjustable and operationally reliable due to the FLA operating unit (TÜV tested)
- → Preconfigured bypass flow, for pump protection with low flow

Price group: PG5

Ordering information

FLA Compact-1 Helix V	System output	Max. operating pressure	Gross weight, approx.	Art. no.		
Type	Q m³/h	p bar	m kg			EUR
1604 DS8	25	10	222	2540107	K	**12 546.–**
1605 DS8	25	10	236	2540108	K	**13 000.–**
1606 DS8	25	10	238	2540109	K	**13 283.–**
1607 DS10	25	10	278	2540110	K	**13 542.–**
1608 DS16	25	16	280	2540111	K	**14 564.–**
1609 DS16	25	16	294	2540112	K	**15 009.–**
1610 DS16	25	16	297	2540113	K	**15 264.–**

= ready for delivery, L = supply availability, C = approx. 2 weeks, K = approx. 4 weeks, A = on request, = please contact Wilo
Subject to change – all prices do not include VAT. Our General Terms of Delivery and Service apply (see www.wilo.com/legal) – valid from 01/01/2019 in Germany.

Price group: PG5

Ordering information

FLA Compact-1 Helix V	System output	Max. operating pressure	Gross weight, approx.	Art. no.		
Type	*Q* m³/h	*p* bar	*m* kg		🚚	EUR
1611 DS16	25	16	298	2540114	K	**15 525.–**
2204 DS8	18	10	286	2540116	K	**14 929.–**
2205 DS10	18	10	303	2540117	K	**15 356.–**
2206 DS16	18	16	304	2540118	K	**15 841.–**
2207 DS16	18	16	319	2540119	K	**16 514.–**
2208 DS16	18	16	359	2540120	K	**17 553.–**

🚚 = ready for delivery, L = supply availability, C = approx. 2 weeks, K = approx. 4 weeks, A = on request, 📞 = please contact Wilo
Subject to change – all prices do not include VAT. Our General Terms of Delivery and Service apply (see www.wilo.com/legal) – valid from 01/01/2019 in Germany.



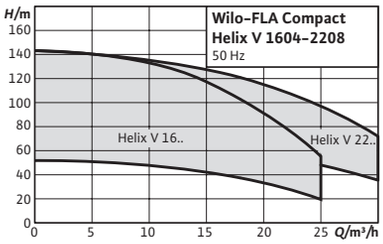

Accessories **Page**
Accessories 386
Commissioning/
maintenance 592

Wilo-FLA Compact-2 Helix V

Design type

Pressure boosting system for fire fighting in accordance with DIN 14462 for indirect connection.
With 2 vertical, stainless steel high-pressure multistage centrifugal pumps in glanded version and break tank.

Application

Fully automatic water supply for fire extinguishing systems with type “F” fire hose reels in domestic, commercial and public buildings, hotels, hospitals, shopping centres and industrial systems

Scope of delivery

- → Factory-mounted, connection-ready pressure boosting system checked for functionality and impermeability
- → Break tank ready for connection
- → Packaging
- → Installation and operating instructions

Special features/product advantages

- → Compact system with 2 Helix FIRST V series stainless steel high-pressure multistage centrifugal pumps, in accordance with DIN 1988 and DIN 14462 (redundancy for 2-pump systems)
- → Complete system which is supplied with a round tank (approved for drinking water) connected directly to the suction connection of the pump
- → Hydraulic power within the series of up to 18 m3/h for 100 m delivery head
- → Easily adjustable and operationally reliable due to the FLA operating unit (TÜV tested)
- → Preconfigured bypass flow, for pump protection with low flow

Price group: PG5

Ordering information

FLA Compact-2 Helix V	System output	Max. operating pressure	Gross weight, approx.	Art. no.		
Type	*Q* m³/h	*p* bar	*m* kg			EUR
1604 DS8	18	10	449	2540130	K	**23 211.–**
1605 DS8	18	10	465	2540131	K	**24 206.–**
1606 DS8	18	10	375	2540132	K	**25 288.–**
1607 DS10	18	10	486	2540133	K	**26 206.–**
1608 DS16	18	16	488	2540134	K	**27 003.–**
1609 DS16	18	16	532	2540135	K	**27 943.–**
1610 DS16	18	16	536	2540136	K	**29 100.–**

= ready for delivery, L = supply availability, C = approx. 2 weeks, K = approx. 4 weeks, A = on request, = please contact Wilo
Subject to change – all prices do not include VAT. Our General Terms of Delivery and Service apply (see www.wilo.com/legal) – valid from 01/01/2019 in Germany.

Price group: PG5

Ordering information

FLA Compact-2 Helix V	System output	Max. operating pressure	Gross weight, approx.	Art. no.		
Type	*Q* m³/h	*p* bar	*m* kg		🚚	EUR
1611 DS16	18	16	538	2540137	K	**29 091.–**
2204 DS8	18	10	532	2540139	K	**27 456.–**
2205 DS10	18	10	564	2540140	K	**28 437.–**
2206 DS16	18	16	566	2540141	K	**29 111.–**
2207 DS16	18	16	596	2540142	K	**30 899.–**
2208 DS16	18	16	676	2540143	K	**31 883.–**

🚚 = ready for delivery, L = supply availability, C = approx. 2 weeks, K = approx. 4 weeks, A = on request, 📞 = please contact Wilo
Subject to change – all prices do not include VAT. Our General Terms of Delivery and Service apply (see www.wilo.com/legal) – valid from 01/01/2019 in Germany.



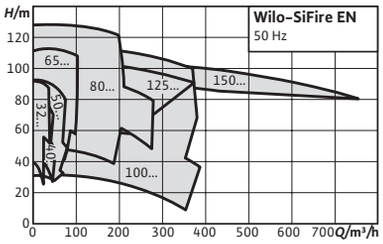

Accessories	Page
Accessories	386
Commissioning/ maintenance	592

Wilo-SiFire EN

Design type

Pressure boosting systems for fire fighting according to EN 12845.
Consists of 1 or 2 pumps, depending on the module, with horizontal base plate – EN 733 – with spacer coupling, electric or diesel motor and a multistage, vertical electric jockey pump.

Application

Fully automatic water supply of fire extinguishing systems with a sprinkler system in residential, commercial, public and industrial buildings, as well as hotels, hospitals and department stores.

Scope of delivery

- → Factory-mounted, ready-for-installation pressure boosting system, which has been checked for functionality and impermeability
- → Packaging
- → Installation and operating instructions
- → Required accessories on request

Special features/product advantages

- → Pressure-loss optimised system designed in accordance with the EN 12845 Standard with electrical or diesel drive, jockey pump for maintaining system pressure
- → Flexible, modular and solid construction for safe transport and simple installation
- → Bypass volume flow for the protection of the pump with spacer coupling for simple maintenance
- → High-quality SC-Fire control prepared for BACnet and Modbus building management system integration
- → Special base plate for minimal vibrations, cable laid in the construction in such a way as to ensure maximum reliability and service life

Price group: PG5

Ordering information

SiFire EN	Art. no.		
Type		🚚	EUR
32/200-177-4 E	4183650	K	**10 330.–**
32/200-193-5.5 E	4183651	K	**10 420.–**
32/200-205-7.5 E	4183652	K	**10 967.–**
32/200-210-7.5 E	4183653	K	**11 015.–**
32/250-210-15 E	4183654	K	**11 758.–**
32/250-225-18.5 E	4183655	K	**12 185.–**
32/250-235-22 E	4183656	K	**12 713.–**
32/250-257-30 E	4183657	K	**14 863.–**

🚚 = ready for delivery, L = supply availability, C = approx. 2 weeks, K = approx. 4 weeks, A = on request, 📞 = please contact Wilo
Subject to change – all prices do not include VAT. Our General Terms of Delivery and Service apply (see www.wilo.com/legal) – valid from 01/01/2019 in Germany.

Price group: PG5

Ordering information

SiFire EN	Art. no.		
Type		🚚	EUR
40/200-180-7.5 E	4183658	K	**10 522.–**
40/200-195-11 E	4183659	K	**11 151.–**
40/200-200-11 E	4183660	K	**11 162.–**
40/200-210-15 E	4183661	K	**11 437.–**
40/250-198-11 E	4183662	K	**12 215.–**
40/250-205-15 E	4183663	K	**12 590.–**
40/250-219-15 E	4183664	K	**12 892.–**
40/250-230-18.5 E	4183665	K	**13 165.–**
40/250-235-18.5 E	4183666	K	**13 165.–**
40/250-248-22 E	4183667	K	**13 861.–**
50/160-150-7.5 E	4183668	K	**10 823.–**
50/160-154-7.5 E	4183669	K	**11 003.–**
50/160-170-11 E	4183670	K	**11 622.–**
50/200-175-11 E	4183671	K	**11 918.–**
50/200-185-15 E	4183672	K	**12 452.–**
50/200-195-15 E	4183673	K	**12 510.–**
50/200-204-18.5 E	4183674	K	**13 353.–**
50/200-208-18.5 E	4183675	K	**13 435.–**
50/200-215-22 E	4183676	K	**13 621.–**
50/250-230-22 E	4183677	K	**14 266.–**
50/250-243-30 E	4183678	K	**16 079.–**
50/250-257-30 E	4183679	K	**16 227.–**
65/200-185-18.5 E	4183680	K	**14 047.–**
65/200-197-22 E	4183681	K	**14 401.–**
65/200-209-30 E	4183682	K	**17 036.–**
65/200-214-30 E	4183683	K	**17 420.–**
65/250-223-30 E	4183684	K	**17 876.–**
65/250-240-37 E	4183685	K	**17 958.–**
65/250-252-45 E	4183686	K	**19 779.–**
65/250-259-55 E	4183687	K	**21 716.–**
65/315-292-75 E	4183688	A	**40 655.–**
80/200-192R-30 E	4183689	K	**19 114.–**
80/200-203-37 E	4183690	K	**19 804.–**
80/200-215.5-45 E	4183691	K	**21 560.–**
80/250-235-55 E	4183692	K	**23 963.–**
80/250-243-75 E	4183693	A	**34 412.–**
80/250-253-75 E	4183694	A	**33 842.–**
80/250-266-90 E	4183695	A	**36 728.–**
80/315-290-110 E	4183696	A	**45 731.–**
80/315-311-132 E	4183697	A	**44 007.–**
100/200-168R-22 E	4183698	K	**18 943.–**
100/200-183-30 E	4183699	K	**19 963.–**
100/200-194-37 E	4183700	K	**20 622.–**
100/200-205-45 E	4183701	K	**26 855.–**
100/200-219-55 E	4183702	K	**30 868.–**
100/250-233-55 E	4183703	K	**31 583.–**

🚚 = ready for delivery, L = supply availability, C = approx. 2 weeks, K = approx. 4 weeks, A = on request, 📞 = please contact Wilo
Subject to change – all prices do not include VAT. Our General Terms of Delivery and Service apply (see www.wilo.com/legal) – valid from 01/01/2019 in Germany.

Price group: PG5

Ordering information

SiFire EN	Art. no.		
Type			EUR
100/250-247-75 E	4183704	A	**35 224.–**
100/250-256-90 E	4183705	A	**37 353.–**
100/250-269-110 E	4183706	A	**41 382.–**
100/315-272-132 E	4183709	A	**50 672.–**
100/315-294-160 E	4183710	A	**56 957.–**
125/250-224-90 E	4183711	A	**45 903.–**
125/250-237-110 E	4183712	A	**48 840.–**
125/250-251-132 E	4183713	A	**53 496.–**
125/250-267-160 E	4183714	A	**61 317.–**
125/315-290-160 E	4183715	A	**57 626.–**
150/315-273-200 E	4183716	A	**73 532.–**
150/315-279-250 E	4183717	A	**78 230.–**
150/315-291-250 E	4183718	A	**79 652.–**

Price group: PG5

Ordering information

SiFire EN	Art. no.		
Type			EUR
32/200-177-4.25 D	4183788	K	**17 744.–**
32/200-193-6.8 D	4183789	K	**18 008.–**
32/200-205-6.8 D	4183790	K	**21 114.–**
32/200-210-10.5 D	4183791	K	**21 985.–**
32/250-210-17.7 D	4183792	K	**22 849.–**
32/250-225-26.5 D	4183793	K	**26 208.–**
32/250-235-26.5 D	4183794	K	**26 272.–**
32/250-257-31.5 D	4183795	K	**30 605.–**
40/200-180-10.5 D	4183796	K	**21 261.–**
40/200-195-10.5 D	4183797	K	**21 224.–**
40/200-200-12.9 D	4183798	K	**21 328.–**
40/200-210-12.9 D	4183799	K	**21 491.–**
40/250-198-12.9 D	4183800	K	**22 768.–**
40/250-205-12.9 D	4183801	K	**23 293.–**
40/250-219-17.7 D	4183802	K	**23 847.–**
40/250-230-17.7 D	4183803	K	**23 891.–**
40/250-235-26.5 D	4183804	K	**26 983.–**
40/250-248-26.5 D	4183805	K	**27 182.–**
50/160-150-6.8 D	4183806	K	**19 328.–**
50/160-154-10.5 D	4183807	K	**21 063.–**
50/160-170-12.9 D	4183808	K	**21 825.–**
50/200-175-12.9 D	4183809	K	**22 318.–**
50/200-185-12.9 D	4183810	K	**22 287.–**
50/200-195-17.7 D	4183811	K	**23 517.–**
50/200-204-17.7 D	4183812	K	**23 646.–**
50/200-208-26.5 D	4183813	K	**26 837.–**
50/200-215-26.5 D	4183814	K	**26 837.–**
50/250-230-26.5 D	4183815	K	**27 527.–**

= ready for delivery, L = supply availability, C = approx. 2 weeks, K = approx. 4 weeks, A = on request, = please contact Wilo
Subject to change – all prices do not include VAT. Our General Terms of Delivery and Service apply (see www.wilo.com/legal) – valid from 01/01/2019 in Germany.

Price group: PG5

Ordering information

SiFire EN

Type	Art. no.		EUR
50/250-243-26.5 D	4183816	K	**29 296.–**
50/250-257-31.5 D	4183817	K	**31 659.–**
65/200-185-17.7 D	4183818	K	**28 002.–**
65/200-197-26.5 D	4183819	K	**28 236.–**
65/200-209-26.5 D	4183820	K	**29 914.–**
65/200-214-31.5 D	4183821	K	**32 240.–**
65/250-223-31.5 D	4183822	K	**32 710.–**
65/250-240-47.7 D	4183823	K	**34 848.–**
65/250-252-47.7 D	4183824	K	**34 929.–**
65/250-259-66 D	4183825	K	**36 774.–**
65/315-292-100 D	4183826	A	**53 428.–**
80/200-192R-31.5 D	4183827	K	**33 953.–**
80/200-203-47.7 D	4183828	K	**36 031.–**
80/200-215.5-47.7 D	4183829	K	**36 151.–**
80/250-235-66 D	4183830	K	**38 787.–**
80/250-243-66 D	4183831	A	**43 282.–**
80/250-253-100 D	4183832	A	**45 410.–**
80/250-266-100 D	4183833	A	**45 627.–**
80/315-290-109 D	4183834	A	**53 941.–**
80/315-311-145 D	4183835	A	**59 844.–**
100/200-168R-26.5 D	4183836	K	**36 395.–**
100/200-183-31.5 D	4183837	K	**37 042.–**
100/200-194-47.7 D	4183838	K	**38 872.–**
100/200-205-47.7 D	4183839	K	**38 957.–**
100/200-219-66 D	4183840	K	**40 741.–**
100/250-233-66 D	4183841	K	**41 374.–**
100/250-247-100 D	4183842	A	**45 603.–**
100/250-256-100 D	4183843	A	**49 364.–**
100/250-269-109 D	4183844	A	**50 437.–**
100/315-272-145 D	4183847	A	**63 719.–**
100/315-294-197 D	4183848	A	**83 033.–**
125/250-224-100 D	4183849	A	**58 324.–**
125/250-237-109 D	4183850	A	**64 179.–**
125/250-251-145 D	4183851	A	**67 289.–**
125/250-267-197 D	4183852	A	**73 460.–**
125/315-290-197 D	4183853	A	**65 537.–**
150/315-273-222 D	4183854	A	**86 978.–**
150/315-279-222 D	4183855	A	**85 152.–**
150/315-291-246 D	4183856	A	**90 537.–**

Price group: PG5

Ordering information

SiFire EN

Type	Art. no.		EUR
32/200-177-4.25/0.55 DJ	4183857	K	**19 879.–**
32/200-193-6.8/0.55 DJ	4183858	K	**20 077.–**

= ready for delivery, L = supply availability, C = approx. 2 weeks, K = approx. 4 weeks, A = on request, = please contact Wilo
Subject to change – all prices do not include VAT. Our General Terms of Delivery and Service apply (see www.wilo.com/legal) – valid from 01/01/2019 in Germany.

Price group: PG5

Ordering information

SiFire EN	Art. no.		
Type			EUR
32/200-205-6.8/0.75 DJ	4183859	K	**23 585.–**
32/200-210-10.5/0.75 DJ	4183860	K	**24 378.–**
32/250-210-17.7/1.1 DJ	4183861	K	**25 096.–**
32/250-225-26.5/1.1 DJ	4183862	K	**28 482.–**
32/250-235-26.5/1.1 DJ	4183863	K	**28 553.–**
32/250-257-31.5/1.1 DJ	4183864	K	**31 176.–**
40/200-180-10.5/0.55 DJ	4183865	K	**23 450.–**
40/200-195-10.5/0.75 DJ	4183866	K	**23 450.–**
40/200-200-12.9/0.75 DJ	4183867	K	**23 487.–**
40/200-210-12.9/1.1 DJ	4183868	K	**23 734.–**
40/250-198-12.9/0.75 DJ	4183869	K	**25 018.–**
40/250-205-12.9/1.1 DJ	4183870	K	**25 663.–**
40/250-219-17.7/1.1 DJ	4183871	K	**26 184.–**
40/250-230-17.7/1.1 DJ	4183872	K	**26 219.–**
40/250-235-26.5/1.1 DJ	4183873	K	**29 400.–**
40/250-248-26.5/1.1 DJ	4183874	K	**29 619.–**
50/160-150-6.8/0.55 DJ	4183875	K	**21 537.–**
50/160-154-10.5/0.55 DJ	4183876	K	**23 232.–**
50/160-170-12.9/0.55 DJ	4183877	K	**23 997.–**
50/200-175-12.9/0.55 DJ	4183878	K	**24 491.–**
50/200-185-12.9/0.75 DJ	4183879	K	**24 498.–**
50/200-195-17.7/1.1 DJ	4183880	K	**25 821.–**
50/200-204-17.7/1.1 DJ	4183881	K	**25 962.–**
50/200-208-26.5/1.1 DJ	4183882	K	**29 159.–**
50/200-215-26.5/1.1 DJ	4183883	K	**29 159.–**
50/250-230-26.5/1.1 DJ	4183884	K	**29 873.–**
50/250-243-26.5/1.1 DJ	4183885	K	**31 637.–**
50/250-257-31.5/1.1 DJ	4183886	K	**34 076.–**
65/200-185-17.7/0.55 DJ	4183887	K	**30 574.–**
65/200-197-26.5/0.75 DJ	4183888	K	**30 574.–**
65/200-209-26.5/1.1 DJ	4183889	K	**32 305.–**
65/200-214-31.5/1.1 DJ	4183890	K	**34 607.–**
65/250-223-31.5/1.1 DJ	4183891	K	**35 012.–**
65/250-240-47.7/1.1 DJ	4183892	K	**37 190.–**
65/250-252-47.7/1.1 DJ	4183893	K	**37 371.–**
65/250-259-66/1.1 DJ	4183894	K	**39 185.–**
65/315-292-100/1,5 DJ	4183895	A	**56 491.–**
80/200-192R-31.5/0.75 DJ	4183896	K	**36 282.–**
80/200-203-47.7/1.1 DJ	4183897	K	**38 460.–**
80/200-215.5-47.7/1.1 DJ	4183898	K	**38 581.–**
80/250-235-66/1.1 DJ	4183899	K	**41 182.–**
80/250-243-66/1,1 DJ	4183900	A	**45 842.–**
80/250-253-100/1,1 DJ	4183901	A	**47 742.–**
80/250-266-100/1,1 DJ	4183902	A	**47 971.–**
80/315-290-109/1,5 DJ	4183903	A	**57 003.–**
80/315-311-145/1,5 DJ	4183904	A	**62 900.–**

= ready for delivery, L = supply availability, C = approx. 2 weeks, K = approx. 4 weeks, A = on request, = please contact Wilo
Subject to change – all prices do not include VAT. Our General Terms of Delivery and Service apply (see www.wilo.com/legal) – valid from 01/01/2019 in Germany.

Price group: PG5

Ordering information

SiFire EN	Art. no.		
Type			EUR
100/200-168R-26.5/0.55 DJ	4183905	K	**34 851.–**
100/200-183-31.5/0.55 DJ	4183906	K	**39 447.–**
100/200-194-47.7/0.75 DJ	4183907	K	**41 331.–**
100/200-205-47.7/0.75 DJ	4183908	K	**41 423.–**
100/200-219-66/1.1 DJ	4183909	K	**43 237.–**
100/250-233-66/1.1 DJ	4183910	K	**43 840.–**
100/250-247-100/1,1 DJ	4183911	A	**49 821.–**
100/250-256-100/1,1 DJ	4183912	A	**51 838.–**
100/250-269-109/1,1 DJ	4183913	A	**52 932.–**
100/315-272-145/1,5 DJ	4183916	A	**66 497.–**
100/315-294-197/1,5 DJ	4183917	A	**85 833.–**
125/250-224-100/1,1 DJ	4183918	A	**60 687.–**
125/250-237-109/1,1 DJ	4183919	A	**68 205.–**
125/250-251-145/1,1 DJ	4183920	A	**70 602.–**
125/250-267-197/1,1 DJ	4183921	A	**77 123.–**
125/315-290-197/1,5 DJ	4183922	A	**86 128.–**
150/315-273-222/1,1 DJ	4183923	A	**89 277.–**
150/315-279-222/1,1 DJ	4183924	A	**88 176.–**
150/315-291-246/1,5 DJ	4183925	A	**93 453.–**

Price group: PG5

Ordering information

SiFire EN	Art. no.		
Type			EUR
32/200-177-4/4/0.55 EEJ	4183926	K	**21 226.–**
32/200-193-5.5/5.5/0.55 EEJ	4183927	K	**22 350.–**
32/200-205-7.5/7.5/0.75 EEJ	4183928	K	**23 705.–**
32/200-210-7.5/7.5/0.75 EEJ	4183929	K	**23 920.–**
32/250-210-15/15/1.1 EEJ	4183930	K	**24 649.–**
32/250-225-18.5/18.5/1.1 EEJ	4183931	K	**25 519.–**
32/250-235-22/22/1.1 EEJ	4183932	K	**26 423.–**
32/250-257-30/30/1.1 EEJ	4183933	K	**31 138.–**
40/200-180-7.5/7.5/0.55 EEJ	4183934	K	**22 313.–**
40/200-195-11/11/0.75 EEJ	4183935	K	**23 742.–**
40/200-200-11/11/0.75 EEJ	4183936	K	**23 753.–**
40/200-210-15/15/1.1 EEJ	4183937	K	**24 113.–**
40/250-198-11/11/0.75 EEJ	4183938	K	**24 875.–**
40/250-205-15/15/1.1 EEJ	4183939	K	**26 486.–**
40/250-219-15/15/1.1 EEJ	4183940	K	**27 126.–**
40/250-230-18.5/18.5/1.1 EEJ	4183941	K	**29 486.–**
40/250-235-18.5/18.5/1.1 EEJ	4183942	K	**29 557.–**
40/250-248-22/22/1.1 EEJ	4183943	K	**29 173.–**
50/160-150-7.5/7.5/0.55 EEJ	4183944	K	**23 332.–**
50/160-154-7.5/7.5/0.55 EEJ	4183945	K	**23 402.–**
50/160-170-11/11/0.55 EEJ	4183946	K	**24 640.–**
50/200-175-11/11/0.55 EEJ	4183947	K	**25 155.–**

= ready for delivery, L = supply availability, C = approx. 2 weeks, K = approx. 4 weeks, A = on request, = please contact Wilo
Subject to change – all prices do not include VAT. Our General Terms of Delivery and Service apply (see www.wilo.com/legal) – valid from 01/01/2019 in Germany.

Price group: PG5

Ordering information

SiFire EN	Art. no.		
Type			EUR
50/200-185-15/15/0.75 EEJ	4183948	K	**25 692.–**
50/200-195-15/15/1.1 EEJ	4183949	K	**25 766.–**
50/200-204-18.5/18.5/1.1 EEJ	4183950	K	**26 462.–**
50/200-208-18.5/18.5/1.1 EEJ	4183951	K	**26 608.–**
50/200-215-22/22/1.1 EEJ	4183952	K	**28 905.–**
50/250-230-22/22/1.1 EEJ	4183953	K	**29 727.–**
50/250-243-30/30/1.1 EEJ	4183954	K	**33 512.–**
50/250-257-30/30/1.1 EEJ	4183955	K	**33 670.–**
65/200-185-18.5/18.5/0.55 EEJ	4183956	K	**29 329.–**
65/200-197-22/22/0.75 EEJ	4183957	K	**29 945.–**
65/200-209-30/30/1.1 EEJ	4183958	K	**35 815.–**
65/200-214-30/30/1.1 EEJ	4183959	K	**36 282.–**
65/250-223-30/30/1.1 EEJ	4183960	K	**36 525.–**
65/250-240-37/37/1.1 EEJ	4183961	K	**37 674.–**
65/250-252-45/45/1.1 EEJ	4183962	K	**40 092.–**
65/250-259-55/55/1.1 EEJ	4183963	K	**43 963.–**
80/200-192R-30/30/0.75 EEJ	4183965	K	**39 500.–**
80/200-203-37/37/1.1 EEJ	4183966	K	**41 018.–**
80/200-215.5-45/45/1.1 EEJ	4183967	K	**44 470.–**
80/250-235-55/55/1.1 EEJ	4183968	K	**53 723.–**
100/200-168R-22/22/0.55 EEJ	4183974	K	**41 241.–**
100/200-183-30/30/0.55 EEJ	4183975	K	**45 561.–**
100/200-194-37/37/0.75 EEJ	4183976	K	**48 481.–**
100/200-205-45/45/0.75 EEJ	4183977	K	**55 694.–**
100/200-219-55/55/1.1 EEJ	4183978	K	**64 256.–**
100/250-233-55/55/1.1 EEJ	4183979	K	**66 245.–**

Price group: PG5

Ordering information

SiFire EN	Art. no.		
Type			EUR
32/200-177-4/4.25/0.55 EDJ	4183995	K	**27 709.–**
32/200-193-5.5/6.8/0.55 EDJ	4183996	K	**29 909.–**
32/200-205-7.5/6.8/0.75 EDJ	4183997	K	**31 688.–**
32/200-210-7.5/10.5/0.75 EDJ	4183998	K	**33 153.–**
32/250-210-15/17.7/1.1 EDJ	4183999	K	**35 769.–**
32/250-225-18.5/26.5/1.1 EDJ	4184000	K	**39 548.–**
32/250-235-22/26.5/1.1 EDJ	4184001	K	**40 210.–**
32/250-257-30/31.5/1.1 EDJ	4184002	K	**44 057.–**
40/200-180-7.5/10.5/0.55 EDJ	4184003	K	**33 223.–**
40/200-195-11/10.5/0.75 EDJ	4184004	K	**33 937.–**
40/200-200-11/12.9/0.75 EDJ	4184005	K	**33 948.–**
40/200-210-15/12.9/1.1 EDJ	4184006	K	**34 271.–**
40/250-198-11/12.9/0.75 EDJ	4184007	K	**36 293.–**
40/250-205-15/12.9/1.1 EDJ	4184008	K	**37 225.–**
40/250-219-15/17.7/1.1 EDJ	4184009	K	**38 048.–**

= ready for delivery, L = supply availability, C = approx. 2 weeks, K = approx. 4 weeks, A = on request, = please contact Wilo
Subject to change – all prices do not include VAT. Our General Terms of Delivery and Service apply (see www.wilo.com/legal) – valid from 01/01/2019 in Germany.

Price group: PG5

Ordering information

SiFire EN	Art. no.		
Type		🚚	EUR
40/250-230-18.5/17.7/1.1 EDJ	4184010	K	**39 234.–**
40/250-235-18.5/26.5/1.1 EDJ	4184011	K	**41 274.–**
40/250-248-22/26.5/1.1 EDJ	4184012	K	**42 427.–**
50/160-150-7.5/6.8/0.55 EDJ	4184013	K	**30 925.–**
50/160-154-7.5/10.5/0.55 EDJ	4184014	K	**33 265.–**
50/160-170-11/12.9/0.55 EDJ	4184015	K	**34 518.–**
50/200-175-11/12.9/0.55 EDJ	4184016	K	**35 557.–**
50/200-185-15/12.9/0.75 EDJ	4184017	K	**36 256.–**
50/200-195-15/17.7/1.1 EDJ	4184018	K	**37 625.–**
50/200-204-18.5/17.7/1.1 EDJ	4184019	K	**37 901.–**
50/200-208-18.5/26.5/1.1 EDJ	4184020	K	**40 933.–**
50/200-215-22/26.5/1.1 EDJ	4184021	K	**42 075.–**
50/250-230-22/26.5/1.1 EDJ	4184022	K	**42 090.–**
50/250-243-30/26.5/1.1 EDJ	4184023	K	**46 232.–**
50/250-257-30/31.5/1.1 EDJ	4184024	K	**48 158.–**
65/200-185-18.5/17.7/0.55 EDJ	4184025	K	**40 818.–**
65/200-197-22/26.5/0.75 EDJ	4184026	K	**43 746.–**
65/200-209-30/26.5/1.1 EDJ	4184027	K	**48 882.–**
65/200-214-30/31.5/1.1 EDJ	4184028	K	**51 001.–**
65/250-223-30/31.5/1.1 EDJ	4184029	K	**51 050.–**
65/250-240-37/47.7/1.1 EDJ	4184030	K	**53 233.–**
65/250-252-45/47.7/1.1 EDJ	4184031	K	**55 200.–**
65/250-259-55/66/1.1 EDJ	4184032	K	**58 874.–**
80/200-192R-30/31.5/0.75 EDJ	4184034	K	**54 134.–**
80/200-203-37/47.7/1.1 EDJ	4184035	K	**57 086.–**
80/200-215.5-45/47.7/1.1 EDJ	4184036	K	**58 858.–**
80/250-235-55/66/1.1 EDJ	4184037	K	**65 812.–**
100/200-168R-22/26.5/0.55 EDJ	4184043	K	**48 526.–**
100/200-183-30/31.5/0.55 EDJ	4184044	K	**55 718.–**
100/200-194-37/47.7/0.75 EDJ	4184045	K	**61 623.–**
100/200-205-45/47.7/0.75 EDJ	4184046	K	**67 244.–**
100/200-219-55/66/1.1 EDJ	4184047	K	**73 291.–**
100/250-233-55/66/1.1 EDJ	4184048	K	**75 369.–**

🚚 = ready for delivery, L = supply availability, C = approx. 2 weeks, K = approx. 4 weeks, A = on request, 📞 = please contact Wilo
Subject to change – all prices do not include VAT. Our General Terms of Delivery and Service apply (see www.wilo.com/legal) – valid from 01/01/2019 in Germany.



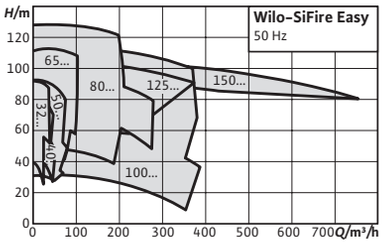

Accessories **Page**

Accessories 386
Commissioning/ maintenance 592

Series extension

Wilo-SiFire Easy

Design type

Pressure boosting systems for fire fighting according to EN 12845.
Consists of 1 or 2 pumps, depending on the module, with horizontal base plate – EN 733 – with spacer coupling, electric or diesel motor and a multistage, vertical electric jockey pump.

Application

Fully automatic water supply for fire extinguishing systems with sprinklers in domestic, commercial and public buildings, hotels, hospitals, shopping centres and industrial buildings.

Scope of delivery

- → Factory-mounted, ready-for-installation pressure boosting system, which has been checked for functionality and impermeability
- → Packaging
- → Installation and operating instructions
- → Required accessories on request

Special features/product advantages

- → Pressure-loss optimised system designed in accordance with the EN 12845 Standard with electrical or diesel drive, jockey pump for maintaining system pressure
- → Flexible, modular and solid construction for safe transport and simple installation
- → Bypass volume flow for the protection of the pump with spacer coupling for simple maintenance
- → Optimum regulation and ease of use via EC-Fire control with direct display of the current operating status
- → Special base plate for minimal vibrations, cable laid in the construction in such a way as to ensure maximum reliability and service life

Price group: PG5

Ordering information

SiFire Easy	Art. no.		
Type		🚚	EUR
32/200-177-4 E	4205075	K	**8 781.–**
32/200-193-5,5 E	4205076	K	**8 857.–**
32/200-205-7,5 E	4205077	K	**9 322.–**
32/200-210-7,5 E	4205078	K	**9 363.–**
32/250-210-15 E	4205079	K	**9 995.–**
32/250-225-18,5 E	4205080	K	**10 357.–**
32/250-235-22 E	4205081	K	**10 807.–**
32/250-257-30 E	4205082	K	**12 634.–**

🚚 = ready for delivery, L = supply availability, C = approx. 2 weeks, K = approx. 4 weeks, A = on request, 📞 = please contact Wilo
Subject to change – all prices do not include VAT. Our General Terms of Delivery and Service apply (see www.wilo.com/legal) – valid from 01/01/2019 in Germany.

Price group: PG5

Ordering information

SiFire Easy	Art. no.		
Type		🚚	EUR
40/200-180-7,5 E	4205083	K	**8 945.–**
40/200-195-11 E	4205084	K	**9 478.–**
40/200-200-11 E	4205085	K	**9 488.–**
40/200-210-15 E	4205086	K	**9 722.–**
40/250-198-11 E	4205087	K	**10 383.–**
40/250-205-15 E	4205088	K	**10 702.–**
40/250-219-15 E	4205089	K	**10 958.–**
40/250-230-18,5 E	4205090	K	**11 190.–**
40/250-235-18,5 E	4205091	K	**11 190.–**
40/250-248-22 E	4205092	K	**11 782.–**
50/160-150-7,5 E	4205093	K	**9 200.–**
50/160-154-7,5 E	4205094	K	**9 354.–**
50/160-170-11 E	4205095	K	**9 879.–**
50/200-175-11 E	4205096	K	**10 132.–**
50/200-185-15 E	4205097	K	**10 584.–**
50/200-195-15 E	4205098	K	**10 634.–**
50/200-204-18,5 E	4205099	K	**11 352.–**
50/200-208-18,5 E	4205100	K	**11 420.–**
50/200-215-22 E	4205101	K	**11 578.–**
50/250-230-22 E	4205102	K	**12 126.–**
50/250-243-30 E	4205103	K	**13 668.–**
50/250-257-30 E	4205104	K	**13 795.–**
65/200-185-18,5 E	4205105	K	**11 941.–**
65/200-197-22 E	4205106	K	**12 241.–**
65/200-209-30 E	4205107	K	**14 481.–**
65/200-214-30 E	4205108	K	**14 808.–**
65/250-223-30 E	4205109	K	**15 194.–**
65/250-240-37 E	4205110	K	**15 266.–**
65/250-252-45 E	4205111	K	**16 812.–**
65/250-259-55 E	4205112	K	**18 460.–**
65/315-292-75 E	4225085	A	**34 355.–**
80/200-192R-30 E	4205113	K	**16 249.–**
80/200-203-37 E	4205114	K	**16 835.–**
80/200-215,5-45 E	4205115	K	**18 326.–**
80/250-235-55 E	4205116	K	**20 369.–**
80/250-243-75 E	4225086	A	**29 079.–**
80/250-253-75 E	4225087	A	**28 597.–**
80/250-266-90 E	4225088	A	**31 037.–**
80/315-290-110 E	4225089	A	**38 644.–**
80/315-311-132 E	4225090	A	**37 187.–**
100/200-168R-22 E	4205117	K	**16 102.–**
100/200-183-30 E	4205118	K	**16 968.–**
100/200-194-37 E	4205119	K	**17 529.–**
100/200-205-45 E	4205120	K	**22 826.–**
100/200-219-55 E	4205121	K	**26 238.–**
100/250-233-55 E	4205122	K	**26 845.–**

🚚 = ready for delivery, L = supply availability, C = approx. 2 weeks, K = approx. 4 weeks, A = on request, 📞 = please contact Wilo
Subject to change – all prices do not include VAT. Our General Terms of Delivery and Service apply (see www.wilo.com/legal) – valid from 01/01/2019 in Germany.

Price group: PG5

Ordering information

SiFire Easy	Art. no.		
Type			EUR
100/250-247-75 E	4225091	A	**29 766.–**
100/250-256-90 E	4225092	A	**31 564.–**
100/250-269-110 E	4225093	A	**34 970.–**
100/315-272-132 E	4225094	A	**42 821.–**
100/315-294-160 E	4225095	A	**48 131.–**
125/250-224-90 E	4225096	A	**38 790.–**
125/250-237-110 E	4225097	A	**41 272.–**
125/250-251-132 E	4225098	A	**45 207.–**
125/250-267-160 E	4225099	A	**51 815.–**
125/315-290-160 E	4225100	A	**48 697.–**
150/315-273-200 E	4225101	A	**62 138.–**
150/315-279-250 E	4225102	A	**66 108.–**
150/315-291-250 E	4225103	A	**67 310.–**

Price group: PG5

Ordering information

SiFire Easy	Art. no.		
Type			EUR
32/200-177-4,25 D	4205171	K	**15 083.–**
32/200-193-6,8 D	4205172	K	**15 309.–**
32/200-205-6,8 D	4205173	K	**17 947.–**
32/200-210-10,5 D	4205174	K	**18 688.–**
32/250-210-17,7 D	4205175	K	**19 422.–**
32/250-225-26,5 D	4205176	K	**22 278.–**
32/250-235-26,5 D	4205177	K	**22 332.–**
32/250-257-31,5 D	4205178	K	**26 014.–**
40/200-180-10,5 D	4205179	K	**18 072.–**
40/200-195-10,5 D	4205180	K	**18 040.–**
40/200-200-12,9 D	4205181	K	**18 128.–**
40/200-210-12,9 D	4205182	K	**18 267.–**
40/250-198-12,9 D	4205183	K	**19 353.–**
40/250-205-12,9 D	4205184	K	**19 800.–**
40/250-219-17,7 D	4205185	K	**20 270.–**
40/250-230-17,7 D	4205186	K	**20 308.–**
40/250-235-26,5 D	4205187	K	**22 935.–**
40/250-248-26,5 D	4205188	K	**23 107.–**
50/160-150-6,8 D	4205189	K	**16 429.–**
50/160-154-10,5 D	4205190	K	**17 903.–**
50/160-170-12,9 D	4205191	K	**18 552.–**
50/200-175-12,9 D	4205192	K	**18 971.–**
50/200-185-12,9 D	4205193	K	**18 944.–**
50/200-195-17,7 D	4205194	K	**19 990.–**
50/200-204-17,7 D	4205195	K	**20 099.–**
50/200-208-26,5 D	4205196	K	**22 812.–**
50/200-215-26,5 D	4205197	K	**22 812.–**
50/250-230-26,5 D	4205198	K	**23 398.–**

= ready for delivery, L = supply availability, C = approx. 2 weeks, K = approx. 4 weeks, A = on request, = please contact Wilo
Subject to change – all prices do not include VAT. Our General Terms of Delivery and Service apply (see www.wilo.com/legal) – valid from 01/01/2019 in Germany.

Price group: PG5

Ordering information

SiFire Easy	Art. no.		
Type		🚚	EUR
50/250-243-26,5 D	4205199	K	**24 902.–**
50/250-257-31,5 D	4205200	K	**26 911.–**
65/200-185-17,7 D	4205201	K	**23 802.–**
65/200-197-26,5 D	4205202	K	**24 001.–**
65/200-209-26,5 D	4205203	K	**25 427.–**
65/200-214-31,5 D	4205204	K	**27 405.–**
65/250-223-31,5 D	4205205	K	**27 804.–**
65/250-240-47,7 D	4205206	K	**29 622.–**
65/250-252-47,7 D	4205207	K	**29 689.–**
65/250-259-66 D	4205208	K	**31 258.–**
65/315-292-100 D	4225123	A	**47 214.–**
80/200-192R-31,5 D	4205209	K	**28 861.–**
80/200-203-47,7 D	4205210	K	**30 626.–**
80/200-215,5-47,7 D	4205211	K	**30 729.–**
80/250-235-66 D	4205212	K	**32 969.–**
80/250-243-66 D	4225124	A	**38 248.–**
80/250-253-100 D	4225125	A	**40 128.–**
80/250-266-100 D	4225126	A	**40 320.–**
80/315-290-109 D	4225127	A	**47 667.–**
80/315-311-145 D	4225128	A	**52 883.–**
100/200-168R-26,5 D	4205213	K	**30 936.–**
100/200-183-31,5 D	4205214	K	**31 486.–**
100/200-194-47,7 D	4205215	K	**33 041.–**
100/200-205-47,7 D	4205216	K	**33 114.–**
100/200-219-66 D	4205217	K	**34 631.–**
100/250-233-66 D	4205218	K	**35 168.–**
100/250-247-100 D	4225129	A	**40 299.–**
100/250-256-100 D	4225130	A	**43 623.–**
100/250-269-109 D	4225131	A	**44 571.–**
100/315-272-145 D	4225132	A	**56 308.–**
100/315-294-197 D	4225133	A	**73 375.–**
125/250-224-100 D	4225134	A	**51 540.–**
125/250-237-109 D	4225135	A	**56 715.–**
125/250-251-145 D	4225136	A	**59 462.–**
125/250-267-197 D	4225137	A	**64 916.–**
125/315-290-197 D	4225138	A	**66 804.–**
150/315-273-222 D	4225139	A	**76 861.–**
150/315-279-222 D	4225140	A	**75 249.–**
150/315-291-246 D	4225141	A	**80 007.–**

Price group: PG5

Ordering information

SiFire Easy	Art. no.		
Type		🚚	EUR
32/200-177-4 EJ	4205123	K	**10 670.–**
32/200-193-5,5 EJ	4205124	K	**10 712.–**

🚚 = ready for delivery, L = supply availability, C = approx. 2 weeks, K = approx. 4 weeks, A = on request, 📞 = please contact Wilo
Subject to change – all prices do not include VAT. Our General Terms of Delivery and Service apply (see www.wilo.com/legal) – valid from 01/01/2019 in Germany.

Price group: PG5

Ordering information

SiFire Easy	Art. no.		
Type		🚚	EUR
32/200-205-7,5 EJ	4205125	K	**11 288.–**
32/200-210-7,5 EJ	4205126	K	**11 395.–**
32/250-210-15 EJ	4205127	K	**11 966.–**
32/250-225-18,5 EJ	4205128	K	**12 373.–**
32/250-235-22 EJ	4205129	K	**12 785.–**
32/250-257-30 EJ	4205130	K	**14 723.–**
40/200-180-7,5 EJ	4205131	K	**10 774.–**
40/200-195-11 EJ	4205132	K	**11 379.–**
40/200-200-11 EJ	4205133	K	**11 392.–**
40/200-210-15 EJ	4205134	K	**11 702.–**
40/250-198-11 EJ	4205135	K	**12 369.–**
40/250-205-15 EJ	4205136	K	**12 780.–**
40/250-219-15 EJ	4205137	K	**13 087.–**
40/250-230-18,5 EJ	4205138	K	**13 335.–**
40/250-235-18,5 EJ	4205139	K	**13 418.–**
40/250-248-22 EJ	4205140	K	**13 992.–**
50/160-150-7,5 EJ	4205141	K	**11 088.–**
50/160-154-7,5 EJ	4205142	K	**11 273.–**
50/160-170-11 EJ	4205143	K	**11 830.–**
50/200-175-11 EJ	4205144	K	**12 054.–**
50/200-185-15 EJ	4205145	K	**12 604.–**
50/200-195-15 EJ	4205146	K	**12 722.–**
50/200-204-18,5 EJ	4205147	K	**13 548.–**
50/200-208-18,5 EJ	4205148	K	**13 628.–**
50/200-215-22 EJ	4205149	K	**13 689.–**
50/250-230-22 EJ	4205150	K	**14 270.–**
50/250-243-30 EJ	4205151	K	**15 780.–**
50/250-257-30 EJ	4205152	K	**16 007.–**
65/200-185-18,5 EJ	4205153	K	**14 084.–**
65/200-197-22 EJ	4205154	K	**14 352.–**
65/200-209-30 EJ	4205155	K	**16 723.–**
65/200-214-30 EJ	4205156	K	**17 102.–**
65/250-223-30 EJ	4205157	K	**17 359.–**
65/250-240-37 EJ	4205158	K	**17 359.–**
65/250-252-45 EJ	4205159	K	**19 029.–**
65/250-259-55 EJ	4205160	K	**20 715.–**
65/315-292-75 EJ	4225104	A	**37 110.–**
80/200-192R-30 EJ	4205161	K	**18 495.–**
80/200-203-37 EJ	4205162	K	**19 142.–**
80/200-215,5-45 EJ	4205163	K	**20 653.–**
80/250-235-55 EJ	4205164	K	**22 675.–**
80/250-243-75 EJ	4225105	A	**31 139.–**
80/250-253-75 EJ	4225106	A	**30 869.–**
80/250-266-90 EJ	4225107	A	**33 304.–**
80/315-290-110 EJ	4225108	A	**41 288.–**
80/315-311-132 EJ	4225109	A	**39 640.–**

🚚 = ready for delivery, L = supply availability, C = approx. 2 weeks, K = approx. 4 weeks, A = on request, 📞 = please contact Wilo
Subject to change – all prices do not include VAT. Our General Terms of Delivery and Service apply (see www.wilo.com/legal) – valid from 01/01/2019 in Germany.

Price group: PG5

Ordering information

SiFire Easy	Art. no.		
Type			EUR
100/200-168R-22 EJ	4205165	K	**26 751.–**
100/200-183-30 EJ	4205166	K	**19 139.–**
100/200-194-37 EJ	4205167	K	**19 732.–**
100/200-205-45 EJ	4205168	K	**25 494.–**
100/200-219-55 EJ	4205169	K	**29 176.–**
100/250-233-55 EJ	4205170	K	**29 711.–**
100/250-247-75 EJ	4225110	A	**31 812.–**
100/250-256-90 EJ	4225111	A	**33 676.–**
100/250-269-110 EJ	4225112	A	**37 152.–**
100/315-272-132 EJ	4225113	A	**45 615.–**
100/315-294-160 EJ	4225114	A	**50 926.–**
125/250-224-90 EJ	4225115	A	**41 088.–**
125/250-237-110 EJ	4225116	A	**43 569.–**
125/250-251-132 EJ	4225117	A	**48 760.–**
125/250-267-160 EJ	4225118	A	**57 626.–**
125/315-290-160 EJ	4225119	A	**51 340.–**
150/315-273-200 EJ	4225120	A	**64 358.–**
150/315-279-250 EJ	4225121	A	**68 704.–**
150/315-291-250 EJ	4225122	A	**69 953.–**

Price group: PG5

Ordering information

SiFire Easy	Art. no.		
Type			EUR
32/200-177-4,25 DJ	4205219	K	**16 898.–**
32/200-193-6,8 DJ	4205220	K	**17 065.–**
32/200-205-6,8 DJ	4205221	K	**20 047.–**
32/200-210-10,5 DJ	4205222	K	**20 721.–**
32/250-210-17,7 DJ	4205223	K	**21 333.–**
32/250-225-26,5 DJ	4205224	K	**24 211.–**
32/250-235-26,5 DJ	4205225	K	**24 270.–**
32/250-257-31,5 DJ	4205226	K	**26 500.–**
40/200-180-10,5 DJ	4205227	K	**19 934.–**
40/200-195-10,5 DJ	4205228	K	**19 934.–**
40/200-200-12,9 DJ	4205229	K	**19 965.–**
40/200-210-12,9 DJ	4205230	K	**20 174.–**
40/250-198-12,9 DJ	4205231	K	**21 265.–**
40/250-205-12,9 DJ	4205232	K	**21 815.–**
40/250-219-17,7 DJ	4205233	K	**22 256.–**
40/250-230-17,7 DJ	4205234	K	**22 288.–**
40/250-235-26,5 DJ	4205235	K	**24 990.–**
40/250-248-26,5 DJ	4205236	K	**25 176.–**
50/160-150-6,8 DJ	4205237	K	**18 306.–**
50/160-154-10,5 DJ	4205238	K	**19 747.–**
50/160-170-12,9 DJ	4205239	K	**20 398.–**
50/200-175-12,9 DJ	4205240	K	**20 818.–**

= ready for delivery, L = supply availability, C = approx. 2 weeks, K = approx. 4 weeks, A = on request, = please contact Wilo
Subject to change – all prices do not include VAT. Our General Terms of Delivery and Service apply (see www.wilo.com/legal) – valid from 01/01/2019 in Germany.

Price group: PG5

Ordering information

SiFire Easy

Type	Art. no.		EUR
50/200-185-12,9 DJ	4205241	K	**20 824.–**
50/200-195-17,7 DJ	4205242	K	**21 948.–**
50/200-204-17,7 DJ	4205243	K	**22 069.–**
50/200-208-26,5 DJ	4205244	K	**24 786.–**
50/200-215-26,5 DJ	4205245	K	**24 786.–**
50/250-230-26,5 DJ	4205246	K	**25 391.–**
50/250-243-26,5 DJ	4205247	K	**26 891.–**
50/250-257-31,5 DJ	4205248	K	**28 966.–**
65/200-185-17,7 DJ	4205249	K	**25 989.–**
65/200-197-26,5 DJ	4205250	K	**25 989.–**
65/200-209-26,5 DJ	4205251	K	**27 460.–**
65/200-214-31,5 DJ	4205252	K	**29 417.–**
65/250-223-31,5 DJ	4205253	K	**29 761.–**
65/250-240-47,7 DJ	4205254	K	**31 612.–**
65/250-252-47,7 DJ	4205255	K	**31 766.–**
65/250-259-66 DJ	4205256	K	**33 308.–**
65/315-292-100 DJ	4225142	A	**49 920.–**
80/200-192R-31,5 DJ	4205257	K	**30 841.–**
80/200-203-47,7 DJ	4205258	K	**32 691.–**
80/200-215,5-47,7 DJ	4205259	K	**32 794.–**
80/250-235-66 DJ	4205260	K	**35 004.–**
80/250-243-66 DJ	4225143	A	**40 510.–**
80/250-253-100 DJ	4225144	A	**42 189.–**
80/250-266-100 DJ	4225145	A	**42 391.–**
80/315-290-109 DJ	4225146	A	**50 373.–**
80/315-311-145 DJ	4225147	A	**55 584.–**
100/200-168R-26,5 DJ	4205261	K	**29 624.–**
100/200-183-31,5 DJ	4205262	K	**33 531.–**
100/200-194-47,7 DJ	4205263	K	**35 132.–**
100/200-205-47,7 DJ	4205264	K	**35 209.–**
100/200-219-66 DJ	4205265	K	**36 751.–**
100/250-233-66 DJ	4205266	K	**37 264.–**
100/250-247-100 DJ	4225148	A	**44 027.–**
100/250-256-100 DJ	4225149	A	**45 808.–**
100/250-269-109 DJ	4225150	A	**46 775.–**
100/315-272-145 DJ	4225151	A	**58 763.–**
100/315-294-197 DJ	4225152	A	**75 851.–**
125/250-224-100 DJ	4225153	A	**53 628.–**
125/250-237-109 DJ	4225154	A	**60 273.–**
125/250-251-145 DJ	4225155	A	**62 390.–**
125/250-267-197 DJ	4225156	A	**68 153.–**
125/315-290-197 DJ	4225157	A	**76 110.–**
150/315-273-222 DJ	4225158	A	**78 893.–**
150/315-279-222 DJ	4225159	A	**77 921.–**
150/315-291-246 DJ	4225160	A	**82 584.–**

= ready for delivery, L = supply availability, C = approx. 2 weeks, K = approx. 4 weeks, A = on request, = please contact Wilo
Subject to change – all prices do not include VAT. Our General Terms of Delivery and Service apply (see www.wilo.com/legal) – valid from 01/01/2019 in Germany.

Price group: PG5

Ordering information

SiFire Easy	Art. no.		
Type		🚚	EUR
32/200-177-4/4 EEJ	4205267	K	**18 042.–**
32/200-193-5,5/5,5 EEJ	4205268	K	**18 998.–**
32/200-205-7,5/7,5 EEJ	4205269	K	**20 150.–**
32/200-210-7,5/7,5 EEJ	4205270	K	**20 333.–**
32/250-210-15/15 EEJ	4205271	K	**20 951.–**
32/250-225-18,5/18,5 EEJ	4205272	K	**21 692.–**
32/250-235-22/22 EEJ	4205273	K	**22 459.–**
32/250-257-30/30 EEJ	4205274	K	**26 469.–**
40/200-180-7,5/7,5 EEJ	4205275	K	**18 967.–**
40/200-195-11/11 EEJ	4205276	K	**20 180.–**
40/200-200-11/11 EEJ	4205277	K	**20 191.–**
40/200-210-15/15 EEJ	4205278	K	**20 496.–**
40/250-198-11/11 EEJ	4205279	K	**21 145.–**
40/250-205-15/15 EEJ	4205280	K	**22 514.–**
40/250-219-15/15 EEJ	4205281	K	**23 059.–**
40/250-230-18,5/18,5 EEJ	4205282	K	**25 064.–**
40/250-235-18,5/18,5 EEJ	4205283	K	**25 124.–**
40/250-248-22/22 EEJ	4205284	K	**24 797.–**
50/160-150-7,5/7,5 EEJ	4205285	K	**19 833.–**
50/160-154-7,5/7,5 EEJ	4205286	K	**19 893.–**
50/160-170-11/11 EEJ	4205287	K	**20 944.–**
50/200-175-11/11 EEJ	4205288	K	**21 383.–**
50/200-185-15/15 EEJ	4205289	K	**21 838.–**
50/200-195-15/15 EEJ	4205290	K	**21 902.–**
50/200-204-18,5/18,5 EEJ	4205291	K	**22 493.–**
50/200-208-18,5/18,5 EEJ	4205292	K	**22 616.–**
50/200-215-22/22 EEJ	4205293	K	**24 571.–**
50/250-230-22/22 EEJ	4205294	K	**25 269.–**
50/250-243-30/30 EEJ	4205295	K	**28 486.–**
50/250-257-30/30 EEJ	4205296	K	**28 620.–**
65/200-185-18,5/18,5 EEJ	4205297	K	**24 929.–**
65/200-197-22/22 EEJ	4205298	K	**25 453.–**
65/200-209-30/30 EEJ	4205299	K	**30 443.–**
65/200-214-30/30 EEJ	4205300	K	**30 841.–**
65/250-223-30/30 EEJ	4205301	K	**31 047.–**
65/250-240-37/37 EEJ	4205302	K	**32 024.–**
65/250-252-45/45 EEJ	4205303	K	**34 079.–**
65/250-259-55/55 EEJ	4205304	K	**37 369.–**
80/200-192R-30/30 EEJ	4205305	K	**33 576.–**
80/200-203-37/37 EEJ	4205306	K	**34 866.–**
80/200-215,5-45/45 EEJ	4205307	K	**37 800.–**
80/250-235-55/55 EEJ	4205308	K	**45 665.–**
100/200-168R-22/22 EEJ	4205309	K	**35 055.–**
100/200-183-30/30 EEJ	4205310	K	**38 726.–**
100/200-194-37/37 EEJ	4205311	K	**41 209.–**
100/200-205-45/45 EEJ	4205312	K	**47 341.–**

🚚 = ready for delivery, L = supply availability, C = approx. 2 weeks, K = approx. 4 weeks, A = on request, 📞 = please contact Wilo
Subject to change – all prices do not include VAT. Our General Terms of Delivery and Service apply (see www.wilo.com/legal) – valid from 01/01/2019 in Germany.

Price group: PG5

Ordering information

SiFire Easy	Art. no.		
Type			EUR
100/200-219-55/55 EEJ	4205313	K	**54 618.–**
100/250-233-55/55 EEJ	4205314	K	**56 309.–**

Price group: PG5

Ordering information

SiFire Easy	Art. no.		
Type			EUR
32/200-177-4/4,25 EDJ	4205315	K	**23 553.–**
32/200-193-5,5/6,8 EDJ	4205316	K	**25 423.–**
32/200-205-7,5/6,8 EDJ	4205317	K	**26 935.–**
32/200-210-7,5/10,5 EDJ	4205318	K	**28 181.–**
32/250-210-15/17,7 EDJ	4205319	K	**30 404.–**
32/250-225-18,5/26,5 EDJ	4205320	K	**33 616.–**
32/250-235-22/26,5 EDJ	4205321	K	**34 179.–**
32/250-257-30/31,5 EDJ	4205322	K	**37 450.–**
40/200-180-7,5/10,5 EDJ	4205323	K	**28 241.–**
40/200-195-11/10,5 EDJ	4205324	K	**28 846.–**
40/200-200-11/12,9 EDJ	4205325	K	**28 856.–**
40/200-210-15/12,9 EDJ	4205326	K	**29 131.–**
40/250-198-11/12,9 EDJ	4205327	K	**30 850.–**
40/250-205-15/12,9 EDJ	4205328	K	**31 643.–**
40/250-219-15/17,7 EDJ	4205329	K	**32 342.–**
40/250-230-18,5/17,7 EDJ	4205330	K	**33 349.–**
40/250-235-18,5/26,5 EDJ	4205331	K	**35 083.–**
40/250-248-22/26,5 EDJ	4205332	K	**36 063.–**
50/160-150-7,5/6,8 EDJ	4205333	K	**26 286.–**
50/160-154-7,5/10,5 EDJ	4205334	K	**28 276.–**
50/160-170-11/12,9 EDJ	4205335	K	**29 341.–**
50/200-175-11/12,9 EDJ	4205336	K	**30 224.–**
50/200-185-15/12,9 EDJ	4205337	K	**30 818.–**
50/200-195-15/17,7 EDJ	4205338	K	**31 982.–**
50/200-204-18,5/17,7 EDJ	4205339	K	**32 217.–**
50/200-208-18,5/26,5 EDJ	4205340	K	**34 794.–**
50/200-215-22/26,5 EDJ	4205341	K	**35 765.–**
50/250-230-22/26,5 EDJ	4205342	K	**35 777.–**
50/250-243-30/26,5 EDJ	4205343	K	**39 297.–**
50/250-257-30/31,5 EDJ	4205344	K	**40 935.–**
65/200-185-18,5/17,7 EDJ	4205345	K	**34 696.–**
65/200-197-22/26,5 EDJ	4205346	K	**37 184.–**
65/200-209-30/26,5 EDJ	4205347	K	**41 550.–**
65/200-214-30/31,5 EDJ	4205348	K	**43 351.–**
65/250-223-30/31,5 EDJ	4205349	K	**43 393.–**
65/250-240-37/47,7 EDJ	4205350	K	**45 250.–**
65/250-252-45/47,7 EDJ	4205351	K	**46 921.–**
65/250-259-55/66 EDJ	4205352	K	**50 043.–**
80/200-192R-30/31,5 EDJ	4205353	K	**46 014.–**

= ready for delivery, L = supply availability, C = approx. 2 weeks, K = approx. 4 weeks, A = on request, = please contact Wilo
Subject to change – all prices do not include VAT. Our General Terms of Delivery and Service apply (see www.wilo.com/legal) – valid from 01/01/2019 in Germany.

Price group: PG5

Ordering information

SiFire Easy	Art. no.		
Type		🚚	EUR
80/200-203-37/47,7 EDJ	4205354	K	**48 523.-**
80/200-215,5-45/47,7 EDJ	4205355	K	**50 029.-**
80/250-235-55/66 EDJ	4205356	K	**55 941.-**
100/200-168R-22/26,5 EDJ	4205357	K	**41 247.-**
100/200-183-30/31,5 EDJ	4205358	K	**47 360.-**
100/200-194-37/47,7 EDJ	4205359	K	**52 379.-**
100/200-205-45/47,7 EDJ	4205360	K	**57 157.-**
100/200-219-55/66 EDJ	4205361	K	**62 299.-**
100/250-233-55/66 EDJ	4205362	K	**64 064.-**

🚚 = ready for delivery, L = supply availability, C = approx. 2 weeks, K = approx. 4 weeks, A = on request, 📞 = please contact Wilo
Subject to change – all prices do not include VAT. Our General Terms of Delivery and Service apply (see www.wilo.com/legal) – valid from 01/01/2019 in Germany.



Accessories	Page
Accessories	386
Commissioning/ maintenance	592

Wilo-EMU sprinkler pumps D..., K... and KM...

Design type
Multistage submersible pump in sectional construction with VdS approval for vertical or horizontal installation for supplying sprinkler systems

Application
For pumping water without long-fibre and abrasive constituents for supplying sprinkler systems

Scope of delivery
- → Hydraulics + motor fully mounted
- → Connecting cable in accordance with VDE/KTW, cable cross-section and length per customer request
- → Installation and operating instructions

Options
- → Standard versions available from stock with 25 m cable (supply availability indicated by “L”)

Notice
Other pump types are available as configurable units on request. Also in “bronze” special material.

Special features/product advantages
- → VdS certified
- → Heavy-duty version made of cast iron or bronze
- → Pressure shroud in corrosion-free and hygienic stainless steel version with rubber bearings for reducing noise and vibration
- → VdS-certified non-return valve available as an accessory

Ordering information

EMU sprinkler pumps	Art no.		EUR
		🚚	
all types on request	all types on request	A	📞

🚚 = ready for delivery, L = supply availability, C = approx. 2 weeks, K = approx. 4 weeks, A = on request, 📞 = please contact Wilo
Subject to change – all prices do not include VAT. Our General Terms of Delivery and Service apply (see www.wilo.com/legal) – valid from 01/01/2019 in Germany.

Application

Type-certified diaphragm pressure vessel PN 10 for applications in conjunction with drinking water, water supply and pressure boosting systems. For avoiding pressure surges in the system and reducing the switching frequency of the pumps/systems. The maximum flow is limited to 7.5 m³/h.

Diaphragm pressure vessel DT5 junior, PN 10

Type	Max. inlet pressure	Break tank volume	Height without packaging	ØD	Art. no.		Price group	
	H bar	*V* l	*H* mm	*L* mm				EUR
DT5 junior 60l	10	60	766	409	2515527	L	PG14	**549.–**
DT5 junior 80l	10	80	765	480	2515528	L	PG14	**661.–**
DT5 junior 100l	10	100	870	480	2515529	L	PG14	**947.–**
DT5 junior 200l	10	200	975	634	2515530	L	PG14	**1 094.–**
DT5 junior 300l	10	300	1275	634	2515531	L	PG14	**1 130.–**
DT5 junior 500l	10	500	1490	740	2515532	L	PG14	**2 641.–**
DT5 junior 400l	10	400	1256	750	2524232	C	PG14	**1 280.–**

Diaphragm pressure vessel DT5 Duo, PN 10 with PN 10 Duo connection

Type	Max. inlet pressure	Break tank volume	Height without packaging	ØD	Art. no.		Price group	
	H bar	*V* l	*H* mm	*L* mm				EUR
DT5 Duo 80, PN 10	10	80	765	480	2521290	L	PG14	**634.–**
DT5 Duo 100, PN 10	10	100	870	480	2521291	L	PG14	**670.–**
DT5 Duo 200, PN 10	10	200	975	634	2521292	L	PG14	**776.–**
DT5 Duo 300, PN 10	10	300	1275	634	2521293	L	PG14	**1 206.–**
DT5 Duo 400, PN 10	10	400	1256	740	2524222	L	PG14	**1 360.–**
DT5 Duo 500, PN 10	10	500	1490	740	2521294	L	PG14	**1 427.–**
DT5 Duo 600, PN 10	10	600	1860	740	2524210	C	PG14	**3 106.–**
DT5 Duo 800, PN 10	10	800	2324	740	2524211	L	PG14	**3 613.–**
DT5 Duo 1000, PN 10	10	1000	2805	740	2524212	C	PG14	**4 081.–**
DT5 Duo 1500, PN 10	10	1500	2001	1200	2521621	K	PG14	**8 571.–**
DT5 Duo 2000, PN 10	10	2000	2461	1200	2518132	K	PG14	**8 574.–**
DT5 Duo 3000, PN 10	10	3000	2520	1500	2528374	A	PG14	**12 834.–**

= ready for delivery, L = supply availability, C = approx. 2 weeks, K = approx. 4 weeks, A = on request, = please contact Wilo
Subject to change – all prices do not include VAT. Our General Terms of Delivery and Service apply (see www.wilo.com/legal) – valid from 01/01/2019 in Germany.

Application

Type-certified diaphragm pressure vessel PN 10 for applications in conjunction with drinking water, water supply and pressure boosting systems. For avoiding pressure surges in the system and reducing the switching frequency of the pumps/systems. The maximum flow is limited to 7.5 m³/h.

Diaphragm pressure vessel DT5 Duo, PN 16 with PN 16 Duo connection

Type	Max. inlet pressure	Break tank volume	Height without packaging	ØD	Art. no.		Price group	
	H bar	*V* l	*H* mm	*L* mm				EUR
DT5 Duo 80, PN 16	16	80	765	480	2524213	L	PG14	**925.–**
DT5 Duo 100, PN 16	16	100	870	480	2524214	L	PG14	**1 008.–**
DT5 Duo 200, PN 16	16	200	975	634	2524215	L	PG14	**1 331.–**
DT5 Duo 300, PN 16	16	300	1275	634	2524216	L	PG14	**1 566.–**
DT5 Duo 400, PN 16	16	400	1394	740	2524217	K	PG14	**2 173.–**
DT5 Duo 500, PN 16	16	500	1394	740	2524218	L	PG14	**2 268.–**
DT5 Duo 600, PN 16	16	600	1860	740	2524219	C	PG14	**3 356.–**
DT5 Duo 800, PN 16	16	800	2324	740	2524220	K	PG14	**4 118.–**
DT5 Duo 1000, PN 16	16	1000	2804	740	2524221	A	PG14	**4 784.–**
DT5 Duo 1001, PN 16	16	1000	2001	1000	2528376	K	PG14	**8 730.–**
DT5 Duo 1500, PN 16	16	1500	2220	1200	2525744	K	PG14	**12 452.–**
DT5 Duo 2000, PN 16	16	2000	2480	1200	2528430	A	PG14	**15 290.–**
DT5 Duo 3000, PN 16	16	3000	2580	1500	2528375	K	PG14	**17 422.–**

= ready for delivery, L = supply availability, C = approx. 2 weeks, K = approx. 4 weeks, A = on request, = please contact Wilo

Subject to change – all prices do not include VAT. Our General Terms of Delivery and Service apply (see www.wilo.com/legal) – valid from 01/01/2019 in Germany.

Wilo break tank for process water applications

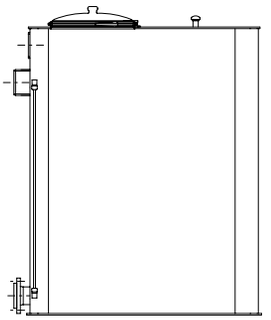

Break tank (BT). Rectangular design

Wilo break tank for process water application (rectangular version)

Type	Extraction	Overflow	Art. no.		Price group	
						EUR
150 L	Rp 1½	1 x HT 70	2523778	L	PG14	**2 154.–**
300 L	Rp 2	1 x HT 100	2523779	L	PG14	**2 440.–**
500 L	DN 65	1 x HT 100	2523780	L	PG14	**3 005.–**
800 L	DN 80	1 X HT 150	2523781	L	PG14	**3 702.–**
1000 L	DN 100	1 X HT 150	2523782	L	PG14	**4 154.–**
1500 L	DN 100	2 x HT 150	2523783	L	PG14	**4 689.–**
2000 L	DN 100	2 x HT 150	2523784	L	PG14	**5 166.–**
3000 L	DN 100	2 x HT 150	2523785	L	PG14	**8 112.–**

Wilo break tank for process water applications

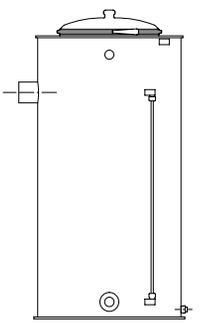

Break tank (BT). Round version

Wilo break tank for process water applications

Type	Extraction	Overflow	Art. no.		Price group	
						EUR
150 L	Rp 1½	1 x HT 100	2516542	L	PG14	**1 239.–**
300 L	Rp 2	1 x HT 100	2516543	L	PG14	**1 466.–**
500 L	Rp 2	1 x HT 100	2516544	L	PG14	**1 655.–**
800 L	DN 80	2 x HT 100	2516545	L	PG14	**2 179.–**
1000 L	DN 100	2 x HT 100	2516546	L	PG14	**3 239.–**

= ready for delivery, L = supply availability, C = approx. 2 weeks, K = approx. 4 weeks, A = on request, = please contact Wilo
Subject to change – all prices do not include VAT. Our General Terms of Delivery and Service apply (see www.wilo.com/legal) – valid from 01/01/2019 in Germany.

Wilo break tanks for drinking water and fire water applications

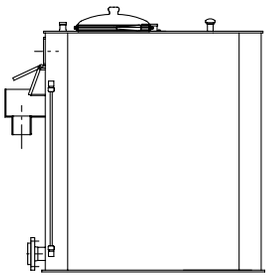

Break tank (FLA). Rectangular design

Wilo break tanks for drinking water and fire water applications

Type	Extraction	Overflow	Art. no.		Price group	
						EUR
600 L	DN 65	1 x HT 100	2528248	L	PG14	**4 439.–**
800 L	DN 80	1 x HT 125	2528268	L	PG14	**4 696.–**
1000 L	DN 100/PN 10	1 x HT 125	2528258	L	PG14	**5 148.–**
1500 L	DN 100/PN 10	1 x HT 125	2528269	L	PG14	**5 858.–**
2000 L	DN 100/PN 10	1 x HT 125	2528270	L	PG14	**7 921.–**
3000 L	DN 100/PN 10	1 x HT 125	2528271	L	PG14	**10 087.–**

Wilo break tanks for drinking water and fire water applications

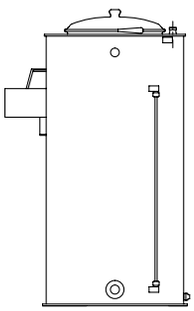

Break tank (FLA). Round version

Wilo break tanks for drinking water and fire water applications

Type	Extraction	Overflow	Art. no.		Price group	
						EUR
150 L	Rp 2	1 x HT 100	2546140	L	PG14	✆
300 L	Rp 2	1 x HT 100	2546141	L	PG14	✆
600 L	Rp 2	1 x HT 100	2528244	L	PG14	**2 624.–**
800 L	DN 80	1 x HT 125	2528245	L	PG14	**2 860.–**
1000 L	DN 100/PN 10	1 x HT 125	2528243	L	PG14	**4 155.–**

Mechanical accessories

Type	Description	Screwed connection	Art. no.		Price group	
		Rp				EUR
Flushing apparatus kit in acc. with DIN 1988-6 Rp 1¼	For prevention of stagnating water in the supply line to FLA break tank	Rp 1¼	2528392	L	PG14	**960.–**
Flushing apparatus kit in acc. with DIN 1988-6 Rp ½	For prevention of stagnating water in the supply line to FLA break tank	Rp ½	2527701	L	PG14	**627.–**
Flushing apparatus kit in acc. with DIN 1988-6 Rp 1	For prevention of stagnating water in the supply line to FLA break tank	Rp 1	2527709	L	PG14	**890.–**

= ready for delivery, L = supply availability, C = approx. 2 weeks, K = approx. 4 weeks, A = on request, ✆ = please contact Wilo
Subject to change – all prices do not include VAT. Our General Terms of Delivery and Service apply (see www.wilo.com/legal) – valid from 01/01/2019 in Germany.

Float/diaphragm valve for break tank

Type		Art. no.		Price group	
					EUR
Diaphragm valve DN 65, PN 16	DN 65/PN 16	2526770	L	PG14	**1 759.–**
Diaphragm valve DN 80, PN 16	DN 80/PN 16	2526771	L	PG14	**2 492.–**
Diaphragm valve DN 100, PN 16	DN 100/PN 16	2526772	L	PG14	**2 753.–**
Diaphragm valve DN 125, PN 16	DN 125/PN 16	2526773	K	PG14	**5 056.–**
Float valve G 1	G 1	2521895	L	PG14	**121.–**
Float valve G 1¼	G 1¼	2521896	L	PG14	**240.–**
Float valve G 1¼ slowflow	G 1¼	2546137	K	PG14	✆
Float valve G 1½	G 1½	2521897	L	PG14	**292.–**
Float valve G 2	G 2	2515550	L	PG14	**640.–**
Pilot valve as control valve for diaphragm valve, R ½	R ½	501334690	L	PG14	**218.–**

Mechanical accessories

Type	Description		Art. no.		Price group	
						EUR
Flexible connection line Rp 1¼ / R 1¼	Made of stainless steel, 400 mm long, with screwed connection, rated pressure PN 16. For connection of system pipework to the mains supply line.	Rp 1¼ / R 1¼	2526774	L	PG14	**282.–**
Flexible connection line Rp 1½ / R 1½	Made of stainless steel, 400 mm long, with screwed connection, rated pressure PN 16. For connection of system pipework to the mains supply line.	Rp 1½ / R 1½	2012362	L	PG14	**322.–**
Flexible connection line Rp 2 / R 2	Made of stainless steel, 400 mm long, with screwed connection, rated pressure PN 16. For connection of system pipework to the mains supply line.	Rp 2 / R 2	180592096	L	PG14	**381.–**
Flexible connection line Rp 2½ / R 2½	Made of stainless steel, 400 mm long, with screwed connection, rated pressure PN 16. For connection of system pipework to the mains supply line.	Rp 2½ / R 2½	2012363	L	PG14	**619.–**
Foot valve R 1¼	High-quality foot valve made of red brass with integrated non-return valve. Strainer made of 1.4301 stainless steel.	R 1¼	2502408	L	PG14	**133.–**
Foot valve R 1½	High-quality foot valve made of red brass with integrated non-return valve. Strainer made of 1.4301 stainless steel.	R 1½	2502236	L	PG14	**188.–**
Foot valve R 2	High-quality foot valve made of red brass with integrated non-return valve. Strainer made of 1.4301 stainless steel.	R 2	2502011	L	PG14	**333.–**
Foot valve R 2½	High-quality foot valve made of red brass with integrated non-return valve. Strainer made of 1.4301 stainless steel.	R 2½	2500711	L	PG14	**495.–**
Foot valve R 3	High-quality foot valve made of red brass with integrated non-return valve. Strainer made of 1.4301 stainless steel.	R 3	2519816	A	PG14	**589.–**
Full-stroke safety valve R 1, PN 6	Blow-off pressure 6 bar, red brass	R 1	2007136	L	PG14	**129.–**
Full-stroke safety valve R 1, PN 10	Blow-off pressure 10 bar, red brass	R 1	500814799	L	PG14	**121.–**
Full-stroke safety valve R 1, PN 16	Blow-off pressure 16 bar, red brass	R 1	2007146	C	PG14	**587.–**
Full-stroke safety valve R 1¼, PN 6	Blow-off pressure 6 bar, red brass	R 1¼	2007137	L	PG14	**165.–**
Full-stroke safety valve R 1¼, PN 10	Blow-off pressure 10 bar, red brass	R 1¼	2007138	L	PG14	**164.–**

🚚 = ready for delivery, L = supply availability, C = approx. 2 weeks, K = approx. 4 weeks, A = on request, ✆ = please contact Wilo
Subject to change – all prices do not include VAT. Our General Terms of Delivery and Service apply (see www.wilo.com/legal) – valid from 01/01/2019 in Germany.

Mechanical accessories						
Type	**Description**		**Art. no.**		**Price group**	
						EUR
Full-stroke safety valve R 1¼, PN 16	Blow-off pressure 16 bar, red brass	R 1¼	500814891	L	PG14	**661.–**
Full-stroke safety valve R ¾, PN 6	Blow-off pressure 6 bar, red brass	R ¾	2007135	L	PG14	**273.–**
Full-stroke safety valve R ¾, PN 10	Blow-off pressure 10 bar, red brass	R ¾	500814696	L	PG14	**281.–**
Full-stroke safety valve R ¾, PN 16	Blow-off pressure 16 bar, red brass	R ¾	2007147	C	PG14	**440.–**
Threaded cap R 1½	Stainless steel for capping-off one side of suction and discharge manifold of pressure booster sets	1 1/2" F	2508120	L	PG14	**63.–**
Threaded cap R 2	Stainless steel for capping-off one side of suction and discharge manifold of pressure booster sets	2" F	2501216	L	PG14	**71.–**
Threaded cap R 2½	Stainless steel for capping-off one side of suction and discharge manifold of pressure booster sets	2 1/2" F	2508119	L	PG14	**163.–**
Threaded cap R 3	Stainless steel for capping-off one side of suction and discharge manifold of pressure booster sets	3" F	2521156	L	PG14	**176.–**
Threaded flange DN 40, Rp 1½, Galvanized steel	Suitable for compensators and distributor/collector pipe according to EN 1092-1, PN 16, thread according to EN 10226, steel/galvanized	DN 40, RP 1½	2515504	L	PG14	**34.–**
Threaded flange DN 40, Rp 1½, Stainless steel	Suitable for compensators and distributor/collector pipe according to EN 1092-1, PN 16, thread according to EN 10226, stainless steel	DN 40, RP 1½	2502268	L	PG14	**94.–**
Threaded flange DN 50, Rp 2, Galvanized steel	Suitable for compensators and distributor/collector pipe according to EN 1092-1, PN 16, thread according to EN 10226, steel/galvanized	DN 50, RP 2	2515505	L	PG14	**39.–**
Threaded flange DN 50, Rp 2, Stainless steel	Suitable for compensators and distributor/collector pipe according to EN 1092-1, PN 16, thread according to EN 10226, stainless steel	DN 50, RP 2	2507438	L	PG14	**134.–**
Threaded flange DN 65, Rp 2½, Galvanized steel	Suitable for compensators and distributor/collector pipe according to EN 1092-1, PN 16, thread according to EN 10226, steel/galvanized	DN 65, RP 2½	2515506	L	PG14	**49.–**
Threaded flange DN 65, Rp 2½, Stainless steel	Suitable for compensators and distributor/collector pipe according to EN 1092-1, PN 16, thread according to EN 10226, stainless steel	DN 65, RP 2½	2506380	L	PG14	**176.–**
Threaded flange DN 80, Rp 3, Galvanized steel	Suitable for compensators and distributor/collector pipe according to EN 1092-1, PN 16, thread according to EN 10226, steel/galvanized	DN 80, RP 3	2521286	L	PG14	**103.–**
Threaded flange DN 80, Rp 3, Stainless steel	Suitable for compensators and distributor/collector pipe according to EN 1092-1, PN 16, thread according to EN 10226, stainless steel	DN 80, RP 3	2521287	L	PG14	**221.–**
stainless steel compensator DN 40, PN 16	With loose flanges and noise-damping external bracing, for degrading vibrations, working temperature max. 120 °C (with damper discs made of steel up to 200 °C) overall length 130 mm, flange PN 16	DN 40	2515508	L	PG14	**523.–**
stainless steel compensator DN 50, PN 16	With loose flanges and noise-damping external bracing, for degrading vibrations, working temperature max. 120 °C (with damper discs made of steel up to 200 °C) overall length 130 mm, flange PN 16	DN 50	2514241	L	PG14	**645.–**
stainless steel compensator DN 65, PN 16	With loose flanges and noise-damping external bracing, for degrading vibrations, working temperature max. 120 °C (with damper discs made of steel up to 200 °C) overall length 130 mm, flange PN 16	DN 65	2514242	L	PG14	**727.–**
stainless steel compensator DN 80, PN 16	With loose flanges and noise-damping external bracing, for degrading vibrations, working temperature max. 120 °C (with damper discs made of steel up to 200 °C) overall length 130 mm, flange PN 16	DN 80	2514243	L	PG14	**918.–**

= ready for delivery, L = supply availability, C = approx. 2 weeks, K = approx. 4 weeks, A = on request, = please contact Wilo
Subject to change – all prices do not include VAT. Our General Terms of Delivery and Service apply (see www.wilo.com/legal) – valid from 01/01/2019 in Germany.

Mechanical accessories						
Type	**Description**		**Art. no.**		**Price group**	
				🚚		EUR
stainless steel compensator DN 100, PN 16	With loose flanges and noise-damping external bracing, for degrading vibrations, working temperature max. 120 °C (with damper discs made of steel up to 200 °C) overall length 130 mm, flange PN 16	DN 100	2514244	L	PG14	**1 062.–**
stainless steel compensator DN 125, PN 16	With loose flanges and noise-damping external bracing, for degrading vibrations, working temperature max. 120 °C (with damper discs made of steel up to 200 °C) overall length 130 mm, flange PN 16	DN 125	2514245	L	PG14	**1 123.–**
stainless steel compensator DN 150, PN 16	With loose flanges and noise-damping external bracing, for degrading vibrations, working temperature max. 120 °C (with damper discs made of steel up to 200 °C) overall length 130 mm, flange PN 16	DN 150	2514246	C	PG14	**1 437.–**
stainless steel compensator DN 200, PN 16	With loose flanges and noise-damping external bracing, for degrading vibrations, working temperature max. 120 °C (with damper discs made of steel up to 200 °C) overall length 130 mm, flange PN 16	DN 200	2525811	K	PG14	**2 164.–**
stainless steel compensator DN 250, PN 16	With loose flanges and noise-damping external bracing, for degrading vibrations, working temperature max. 120 °C (with damper discs made of steel up to 200 °C) overall length 130 mm, flange PN 16	DN 250	2525812	K	PG14	**3 627.–**

🚚 = ready for delivery, L = supply availability, C = approx. 2 weeks, K = approx. 4 weeks, A = on request, 📞 = please contact Wilo
Subject to change – all prices do not include VAT. Our General Terms of Delivery and Service apply (see www.wilo.com/legal) – valid from 01/01/2019 in Germany.

Mechanical accessories

Type	Description		Art. no.		Price group	
						EUR
Low-water cut-out switchgear connection kit for single-pump systems Helix VE 22../36../52.. ES	Connector sets additionally required for CO-1 systems	for single-pump systems Helix VE 22../36../52.. ES	2546080	A	PG14	**127.–**
WMS low-water cut-out switchgear kit R ¼	WMS R ¼ kit, pressure switch as low-water signal transmitter for direct connection to the suction-side pipe.	–	2521150	L	PG14	**169.–**
WMS low-water cut-out switchgear kit R ¾	**WMS R ¾ kit**, pressure switch as low-water signal transmitter for direct connection to the supply pressure-side pipe.	–	2000424	L	PG14	**169.–**
WMS low-water cut-out switchgear kit G1¼	–	–	4204510	L	PG14	**111.–**
WMS low-water cut-out switchgear kit G2	–	–	4204512	K	PG14	**141.–**
Low-water cut-out switchgear connection kit for single-pump systems MVI (E) 70../95..	Connector sets additionally required for CO-1 systems	for single-pump systems MVI (E) 70../95..	2525810	K	PG14	**181.–**
Low-water cut-out switchgear connection kit for single-pump systems Helix V (E) 22../36../52..	Connector sets additionally required for CO-1 systems	for single-pump systems Helix V (E) 22../36../52..	2510976	K	PG14	**171.–**
Low-water cut-out switchgear connection kit for single-pump systems Helix V (E)2../4../6../10../16..	Connector sets additionally required for CO-1 systems	for single-pump systems Helix V (E) 2../4../6../10../16..	2504386	K	PG14	**121.–**
Low-water cut-out switchgear connection kit for single-pump systems MVI (E) 70../95..	Connector sets additionally required for CO-1 systems	for single-pump systems MVI (E) 70../95..	2525810	K	PG14	**181.–**
Low-water cut-out switchgear connection kit for single-pump systems Helix V (E) 22../36../52..	Connector sets additionally required for CO-1 systems	for single-pump systems Helix V (E) 22../36../52..	2510976	K	PG14	**171.–**
Submersible electrode SET	3 immersion probes, each with 3 m cable, for break tanks to be set up onsite	–	2006771	L	PG14	**232.–**
Main switch	Main switch retrofit kit for COR-1 (up to max. 7.5 kW) comprising: main switch, tension bands and bracket for fixation to diaphragm pressure vessel.	–	2515962	L	PG14	**157.–**
Signalling module pump 1-2	Relay module with operating status LEDs, secured on 35 mm DIN rail	–	2533812	K	PG14	**320.–**
Control module pump 5-6	Double row terminal block with status LED for the supply voltage, secured on 35 mm DIN rail	–	2533756	K	PG14	**220.–**
Control module pump 3-4	Double row terminal block with status LED for the supply voltage, secured on 35 mm DIN rail	–	2533734	K	PG14	**220.–**
Control module pump 1-2	Double row terminal block with status LED for the supply voltage, secured on 35 mm DIN rail	–	2533712	K	PG14	**220.–**
GSM/GPRS Aerial with cable 15 m	Plastic coated antenna including angle bracket for outdoor installation and shielded antenna cable with FME plug.	–	2533864	K	PG14	**424.–**
GSM/GPRS Aerial with cable 10 m	Plastic coated antenna including angle bracket for outdoor installation and shielded antenna cable with FME plug.	–	2533863	K	PG14	**383.–**

= ready for delivery, L = supply availability, C = approx. 2 weeks, K = approx. 4 weeks, A = on request, = please contact Wilo
Subject to change – all prices do not include VAT. Our General Terms of Delivery and Service apply (see www.wilo.com/legal) – valid from 01/01/2019 in Germany.

Mechanical accessories						
Type	**Description**		**Art. no.**		**Price group**	
						EUR
GSM/GPRS Aerial with cable 2.5 m	Flexible antenna with plastic coating, magnetic stand and shielded aerial cable with FEM plug.	–	2533862	K	PG14	**127.–**

Mechanical accessories				
Type	**Art. no.**		**Price group**	
				EUR
Voda Dirt Separator DN50	**2198815**	A	PG6	**942.–**
Voda Dirt Separator DN65	**2198816**	A	PG6	**987.–**
Voda Dirt Separator DN80	**2198817**	A	PG6	**1 236.–**
Voda Dirt Separator DN100	**2198818**	A	PG6	**1 304.–**
Voda Dirt Separator DN125	**2198819**	A	PG6	**1 886.–**
Voda Dirt Separator DN150	**2198820**	A	PG6	**2 125.–**
Voda Dirt Separator DN200	**2198821**	A	PG6	**3 571.–**
Voda Dirt Separator 22mm for Horizontal Installation	**2198841**	A	PG6	**105.–**
Voda Dirt Separator 3/4” for Horizontal Installation	**2198842**	A	PG6	**116.–**
Voda Dirt Separator 1” for Horizontal Installation	**2198843**	A	PG6	**132.–**
Voda Dirt Separator 1 1/4” for Horizontal Installation	**2198844**	A	PG6	**153.–**
Voda Dirt Separator 1 1/2” for Horizontal Installation	**2198845**	A	PG6	**167.–**
Voda Dirt Separator 2” for Horizontal Installation	**2198846**	A	PG6	**190.–**
Voda Dirt Separator 22mm for Vertical Installation	**2198847**	A	PG6	**118.–**
Voda Dirt Separator 3/4” for Vertical Installation	**2198848**	A	PG6	**148.–**
Voda Dirt Separator 1” for Vertical Installation	**2198849**	A	PG6	**203.–**
Voda Dirt Separator 1 1/4” for Vertical Installation	**2198850**	A	PG6	**213.–**

Mechanical accessories				
Type	**Art. no.**		**Price group**	
				EUR
Voda Air & Dirt Separator DN50	**2198822**	A	PG6	**901.–**
Voda Air & Dirt Separator DN65	**2198823**	A	PG6	**949.–**
Voda Air & Dirt Separator DN80	**2198824**	A	PG6	**1 240.–**
Voda Air & Dirt Separator DN100	**2198825**	A	PG6	**1 333.–**
Voda Air & Dirt Separator DN125	**2198826**	A	PG6	**2 164.–**
Voda Air & Dirt Separator DN150	**2198827**	A	PG6	**2 319.–**
Voda Air & Dirt Separator DN200	**2198828**	A	PG6	**3 345.–**
Voda Air & Dirt Separator 22mm for Horizontal Installation	**2198851**	A	PG6	**148.–**
Voda Air & Dirt Separator 3/4” for Horizontal Installation	**2198852**	A	PG6	**171.–**
Voda Air & Dirt Separator 1” for Horizontal Installation	**2198853**	A	PG6	**197.–**
Voda Air & Dirt Separator 1 1/4” for Horizontal Installation	**2198854**	A	PG6	**213.–**
Voda Air & Dirt Separator 1 1/2” for Horizontal Installation	**2198855**	A	PG6	**230.–**

Mechanical accessories				
Type	**Art. no.**		**Price group**	
				EUR
Carus Airvent R 3/8”M	**2198933**	A	PG6	**8.–**
Carus Airvent R 1/2” M	**2198934**	A	PG6	**9.–**
Carus Super G 1/2” F	**2198935**	A	PG6	**56.–**

= ready for delivery, L = supply availability, C = approx. 2 weeks, K = approx. 4 weeks, A = on request, = please contact Wilo
Subject to change – all prices do not include VAT. Our General Terms of Delivery and Service apply (see www.wilo.com/legal) – valid from 01/01/2019 in Germany.

Price group: PG14

Wilo-CC/CCe system – Required accessories

Type	Description	Art. no.		EUR
DDG transducer	(amplifier) incl. power supply unit for DDG	501771990	C	**2 130.–**
DDG power supply unit	For DDG together with impulse selector	501865293	C	**231.–**
PTC thermistor tripping unit	Tripping unit for switch cabinet installation for all IPL/DPL, IL/DL, IPH-O/W, IPS, IP-Z, BAC, BL, Helix and MVI series pumps equipped with PTC thermistor sensors.	509275993	L	**421.–**
DDC control module	Double row terminal block with status LED for the supply voltage, secured on 35 mm DIN rail	2533795	K	**220.–**
BMS base module	Series module in plastic housing with LEDs for state indicator of inputs and secured on 35 mm DIN rail	2533800	K	**524.–**
Connection cable signalling modules	Connection cable for connecting up to 4 signalling modules with the GLT base module. The number of connecting cables required for signalling modules per CC switchgear is always 1.	2533890	K	**141.–**
Signalling module pump 3-6	Relay module with operating status LEDs, secured on 35 mm DIN rail	2533836	K	**309.–**
Control module pump 5-6	Double row terminal block with status LED for the supply voltage, secured on 35 mm DIN rail	2533756	K	**220.–**
Signal converter 0-10 V / 0-20 mA	Additional module for equipping the switchgear range Wilo-CC-System to convert 0-10V signals into 0-20mA signals	2534992	K	**191.–**
CC communication module	Plug-in cartridge for installation in the CPU for connecting the CC switchgear to communication systems (GSM, Modbus, Webserver, LON etc.), if no frequency converter is installed.	2533850	K	**203.–**
GPRS module	Insulating housing for switch cabinet installation, secured on 35 mm DIN rail. SIM cards not included in scope of delivery, must be procured by customer!	2533860	K	**952.–**
GSM module	Insulating housing for switch cabinet installation, secured by means of the supplied accessories set (adapter plate). SIM cards not included in scope of delivery, must be procured by customer!	2533861	K	**752.–**
GSM/GPRS Aerial with cable 15 m	Plastic coated antenna including angle bracket for outdoor installation and shielded antenna cable with FME plug.	2533864	K	**424.–**
Communication module WebServer	Additional module for Internet connection.	2533865	K	**927.–**
Communication module Profibus DP	Additional module for equipping the switchgear series Wilo-CC system for communication in Profibus DP networks (slave).	2533866	K	**899.–**
Communication module CANOpen	Additional module for equipping the switchgear series Wilo-CC system for communication in CanOpen networks (slave).	2533867	K	**1 439.–**
Communication module LON	Additional module for equipping the switchgear series Wilo-CC system for communication in LON networks.	2533868	K	**2 368.–**
Communication module Modbus RTU	Additional module for equipping the switchgear series Wilo-CC system for communication in Modbus RTU networks.	2533869	K	**434.–**
GSM/GPRS Aerial with cable 10 m	Plastic coated antenna including angle bracket for outdoor installation and shielded antenna cable with FME plug.	2533863	K	**383.–**
Control module pump 3-4	Double row terminal block with status LED for the supply voltage, secured on 35 mm DIN rail	2533734	K	**220.–**
Signalling module pump 1-2	Relay module with operating status LEDs, secured on 35 mm DIN rail	2533812	K	**320.–**
Connection cable control modules	Connection cable for connecting up to 4 control modules with the GLT base module. The number of connection cables required for control modules per CC-switchgear is always 1.	2533790	K	**141.–**
Control module pump 1-2	Double row terminal block with status LED for the supply voltage, secured on 35 mm DIN rail	2533712	K	**220.–**
GSM/GPRS Aerial with cable 2.5 m	Flexible antenna with plastic coating, magnetic stand and shielded aerial cable with FEM plug.	2533862	K	**127.–**

= ready for delivery, L = supply availability, C = approx. 2 weeks, K = approx. 4 weeks, A = on request, = please contact Wilo
Subject to change – all prices do not include VAT. Our General Terms of Delivery and Service apply (see www.wilo.com/legal) – valid from 01/01/2019 in Germany.

Price group: PG14

Wilo-SC system – Required accessories

Type	Description	Art. no.		
				EUR
Communication module BACnet (SC)	For connection of Wilo-Control SC series with BACnet MSTP networks.	2538242	L	**487.–**
Communication module ModBus RTU (SC)	For connection of Wilo-Control SC series with Modbus RTU networks.	2538241	L	**470.–**
Communication module LON (SC)	For connection of Wilo-Control SC series with Modbus LON networks.	2538243	K	**487.–**

Wilo-SiFire EN – Accessories

Type	Description		Art. no.		Price group	
						EUR
Alarm switchgear type A & B	Alarm activation in the event of a system fault and in the event of fire extinguishing	Type A & B	4177484	A	PG14	**477.–**
Battery acid tester	Checking the battery for the diesel pump	–	4177491	A	PG14	**50.–**
Diesel motor accessory set, 109/145 kW	Spare parts kit (timing belt, filter, gaskets, hoses) for the diesel motor	109/145 kW	4177500	A	PG14	**2 211.–**
Diesel motor accessory set, 10.5/12.8 kW		10.5/12.8 kW	4177494	A	PG14	**335.–**
Diesel motor accessory set, 100 kW		100 kW	4177499	A	PG14	**651.–**
Diesel motor accessory set, 17.7 kW		17.7 kW	4177495	A	PG14	**279.–**
Diesel motor accessory set, 197/246kW		197/246kW	4177501	A	PG14	**2 732.–**
Diesel motor accessory set, 26.5 kW		26.5 kW	4177496	A	PG14	**339.–**
Diesel motor accessory set, 4.2 kW		4.2 kW	4177492	A	PG14	**307.–**
Diesel motor accessory set, 47.7 kW		47.7 kW	4177497	A	PG14	**623.–**
Diesel motor accessory set, 6.9 kW		6.9 kW	4177493	A	PG14	**310.–**
Diesel motor accessory set, 66 kW		66 kW	4177498	A	PG14	**651.–**
Diesel pump test 130 – 177 kW	Testing and certification of the diesel pump	130 – 177 kW	4177488	A	PG14	**979.–**
Diesel pump test 200 – 222 kW		200 – 222 kW	4177489	A	PG14	**1 232.–**
Diesel pump test 31.5 – 47.7 kW		31.5 – 47.7 kW	4177486	A	PG14	**535.–**
Diesel pump test 4.25 – 26.5 kW		4.25 – 26.5 kW	4177485	A	PG14	**414.–**
Diesel pump test 66 – 109 kW		66 – 109 kW	4177487	A	PG14	**682.–**
Flange connection eccentric cone DN 50x80	Flange reducer on the suction side of the pump and for holding the shutting gate	DN 50x80	4177431	A	PG14	**287.–**
Flange connection eccentric cone DN 50x100		DN 50x100	4177432	A	PG14	**294.–**
Flange connection eccentric cone DN 50x65		DN 50x65	4177430	A	PG14	**172.–**
Flange connection eccentric cone DN 65x100		DN 65x100	4177434	A	PG14	**298.–**
Flange connection eccentric cone DN 65x125		DN 65x125	4177435	A	PG14	**344.–**
Flange connection eccentric cone DN 100x150		DN 100x150	4177442	A	PG14	**403.–**
Flange connection eccentric cone DN 150x250		DN 150x250	4177449	A	PG14	**542.–**

= ready for delivery, L = supply availability, C = approx. 2 weeks, K = approx. 4 weeks, A = on request, = please contact Wilo
Subject to change – all prices do not include VAT. Our General Terms of Delivery and Service apply (see www.wilo.com/legal) – valid from 01/01/2019 in Germany.

Wilo-SiFire EN – Accessories						
Type	**Description**		**Art. no.**		**Price group**	
						EUR
Flange connection eccentric cone DN 65x150	Flange reducer on the suction side of the pump and for holding the shutting gate	DN 65x150	4177436	A	PG14	**377.–**
Flange connection eccentric cone DN 65x80		DN 65x80	4177433	A	PG14	**183.–**
Flange connection eccentric cone DN 125x200		DN 125x200	4177446	A	PG14	**484.–**
Flange connection eccentric cone DN 100x125		DN 100x125	4177441	A	PG14	**313.–**
Flange connection eccentric cone DN 80x100		DN 80x100	4177437	A	PG14	**200.–**
Flange connection eccentric cone DN 80x125		DN 80x125	4177438	A	PG14	**365.–**
Flange connection eccentric cone DN 125x150		DN 125x150	4177445	A	PG14	**357.–**
Flange connection eccentric cone DN 125x250		DN 125x250	4177447	A	PG14	**595.–**
Flange connection eccentric cone DN 80x150		DN 80x150	4177439	A	PG14	**383.–**
Flange connection eccentric cone DN 80x200		DN 80x200	4177440	A	PG14	**491.–**
Flange connection eccentric cone DN 100x250		DN 100x250	4177444	A	PG14	**586.–**
Flange connection eccentric cone DN 200x300		DN 200x300	4177452	A	PG14	**705.–**
Flange connection eccentric cone DN 150x200		DN 150x200	4177448	A	PG14	✆
Flange connection eccentric cone DN 150x300		DN 150x300	4177450	A	PG14	**569.–**
Flange connection eccentric cone DN 150x350		DN 150x350	4177451	A	PG14	**675.–**
Flange connection eccentric cone DN 200x350		DN 200x350	4177453	A	PG14	**766.–**
Flange connection eccentric cone DN 100x200		DN 100x200	4177443	A	PG14	**510.–**
Flow meter DN 40	is used to check the volume flow	DN 40	4177472	A	PG14	**441.–**
Flow meter DN 50		DN 50	4177473	A	PG14	**455.–**
Flow meter DN 65		DN 65	4177474	A	PG14	**473.–**
Flow meter DN 80		DN 80	4177475	A	PG14	**503.–**
Flow meter DN 100		DN 100	4177476	A	PG14	**509.–**
Flow meter DN 125		DN 125	4177477	A	PG14	**589.–**
Flow meter DN 150		DN 150	4177478	A	PG14	**647.–**
Flow meter DN 200		DN 200	4177479	A	PG14	**690.–**
Hydraul. Heat exchanger 31.5–47.7kW	Heat exchanger for cooling the diesel motor	31.5–47.7kW	4177512	A	PG14	**3 742.–**
Hydraul. Heat exchanger 66–109kW		66–109kW	4177511	A	PG14	**3 008.–**
Hydraul. Heat exchanger >109kW		>109kW	4177510	A	PG14	**2 759.–**
Limit switch for handle/worm drive	Limit switches for the shutting gates	–	4177481	A	PG14	**117.–**
Rubber compensator DN 65	Damping of the vibrations on the pipework provided by the customer	DN 65	4015745	A	PG14	**73.–**
Rubber compensator DN 80		DN 80	4015461	A	PG14	**86.–**
Rubber compensator DN 100		DN 100	4015746	A	PG14	**108.–**
Rubber compensator DN 125		DN 125	4015747	A	PG14	**184.–**
Rubber compensator DN 150		DN 150	4015748	A	PG14	**181.–**
Rubber compensator DN 200		DN 200	4015749	A	PG14	**272.–**
Rubber compensator DN 250		DN 250	4177482	A	PG14	**503.–**
Rubber compensator DN 300		DN 300	4177483	A	PG14	**639.–**
Shut-off valve DN 65, PN 10	Shutting gate for suction and pressure side	DN 65 – PN 10	4177454	A	PG14	**91.–**
Shut-off valve DN 65, PN 10		DN 65 – PN 10	4177463	A	PG14	**353.–**
Shut-off valve DN 80, PN 10		DN 80 – PN 10	4177464	A	PG14	**366.–**
Shut-off valve DN 80, PN 10		DN 80 – PN 10	4177455	A	PG14	**104.–**

🚚 = ready for delivery, L = supply availability, C = approx. 2 weeks, K = approx. 4 weeks, A = on request, ✆ = please contact Wilo
Subject to change – all prices do not include VAT. Our General Terms of Delivery and Service apply (see www.wilo.com/legal) – valid from 01/01/2019 in Germany.

Wilo-SiFire EN – Accessories						
Type	**Description**		**Art. no.**		**Price group**	
				🚚		EUR
Shut-off valve DN 100, PN 10	Shutting gate for suction and pressure side	DN 100 – PN 10	4177465	A	PG14	**404.–**
Shut-off valve DN 100, PN 10		DN 100 – PN 10	4177456	A	PG14	**142.–**
Shut-off valve DN 125, PN 10		DN 125 – PN 10	4177466	A	PG14	**541.–**
Shut-off valve DN 125, PN 10		DN 125 – PN 10	4177457	A	PG14	**172.–**
Shut-off valve DN 150, PN 10		DN 150 – PN 10	4177458	A	PG14	**206.–**
Shut-off valve DN 150, PN 10		DN 150 – PN 10	4177467	A	PG14	**572.–**
Shut-off valve DN 200, PN 10		DN 200 – PN 10	4177459	A	PG14	**515.–**
Shut-off valve DN 200, PN 10		DN 200 – PN 10	4177468	A	PG14	**883.–**
Shut-off valve DN 250, PN 10		DN 250 – PN 10	4177460	A	PG14	**742.–**
Shut-off valve DN 250, PN 10		DN 250 – PN 10	4177469	A	PG14	**1 126.–**
Shut-off valve DN 300, PN 10		DN 300 – PN 10	4177461	A	PG14	**919.–**
Shut-off valve DN 300, PN 10		DN 300 – PN 10	4177470	A	PG14	**1 275.–**
Shut-off valve DN 350, PN 10		DN 350 – PN 10	4177462	A	PG14	**1 073.–**
Shut-off valve DN 350, PN 10		DN 350 – PN 10	4177471	A	PG14	**1 429.–**
Silencer for diesel motor 100/109kW	Silencer (30dBA) for the noise damping of the diesel motor	100/109kW	4177504	A	PG14	**662.–**
Silencer for diesel motor 145kW		145kW	4177505	A	PG14	**817.–**
Silencer for diesel motor 197/222kW		197/222kW	4177506	A	PG14	**1 203.–**
Silencer for diesel motor 246kW		246kW	4177507	A	PG14	**1 392.–**
Silencer for diesel motor 31.5/47.7kW		31.5/47.7kW	4177502	A	PG14	**266.–**
Silencer for diesel motor 66kW		66kW	4177503	A	PG14	**472.–**
Supply tank, 500L	Horizontal supply tank (500L) with float valve and pressure switch for alarm in the event of a water shortage	500 litres	4177480	A	PG14	**623.–**

🚚 = ready for delivery, L = supply availability, C = approx. 2 weeks, K = approx. 4 weeks, A = on request, 📞 = please contact Wilo
Subject to change – all prices do not include VAT. Our General Terms of Delivery and Service apply (see www.wilo.com/legal) – valid from 01/01/2019 in Germany.



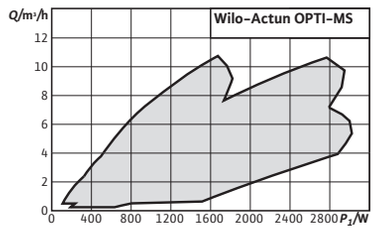

Accessories **Page**
Accessories 430

Wilo-Actun OPTI-MS

Design type
Multistage submersible pump in tie strap version (MSI) or as a progressive cavity pump (MSH) for vertical or horizontal installation

Application
- → Specially designed for operation with photovoltaic modules
- → For water supply and drinking water supply from boreholes and rainwater storage tanks
- → Process water supply
- → Sprinkling and irrigation
- → Pressure boosting
- → For pumping water without long-fibre and abrasive constituents

Scope of delivery
- → Submersible pump with connection cable (2.5 m)
- → Casting resin cable connector with integrated water level sensor
- → Installation and operating instructions
- → Hydraulics for self-assembly (MSH only), incl. installation instructions and installation accessories
- → Adapter for pressure connection 1½" on 2" (only types OPTI-MSI4.08-..)

Options
- → Wilo-MS Control switchgear for expanding the scope of functions and wireless monitoring of the operating status
- → Comprehensive accessories for setting up a solar-powered pumping station

Special features/product advantages
- → Fully autonomous and cost-efficient water supply utilising solar power
- → Easy electrical installation via integrated frequency converter and without the need for parametrisation
- → Optimised water output thanks to high hydraulics and motor efficiencies and dynamic MPPT (Maximum Power Point Tracking – ensures the operation of the solar panel at maximum performance level)
- → System-specific flexibility thanks to wide range of services
- → Increased durability and reliability through high-quality materials and an encapsulated motor design
- → Additional operational reliability by using integrated safety devices
- → Straightforward remote access to the submersible pump's operating parameters and settings using the Solar Connect tool in the Wilo-Assistant app
- → Notifications via push messages when the operating status changes

= ready for delivery, L = supply availability, C = approx. 2 weeks, K = approx. 4 weeks, A = on request, = please contact Wilo
Subject to change – all prices do not include VAT. Our General Terms of Delivery and Service apply (see www.wilo.com/legal) – valid from 01/01/2019 in Germany.

Price group: PG5

Ordering information

Actun OPTI-MS	Rated power	Mains connection	Connection	Art. no.		
Type	P_2 kW					EUR
H4.01-03	1.10	-	Rp 1¼	**6084592**	A	**2 499.-**
H4.02-02	1.10	-	Rp 1¼	**6082887**	A	**2 523.-**
I4.05-04	1.10	-	Rp 1½	**6082892**	A	**1 741.-**
I4.05-08	2.20	-	Rp 1½	**6082889**	A	**2 961.-**
I4.08-03	1.10	-	Rp 1½	**6082890**	A	**1 845.-**
I4.08-05	2.20	-	Rp 1½	**6082891**	A	**2 961.-**

= ready for delivery, L = supply availability, C = approx. 2 weeks, K = approx. 4 weeks, A = on request, = please contact Wilo
Subject to change – all prices do not include VAT. Our General Terms of Delivery and Service apply (see www.wilo.com/legal) – valid from 01/01/2019 in Germany.



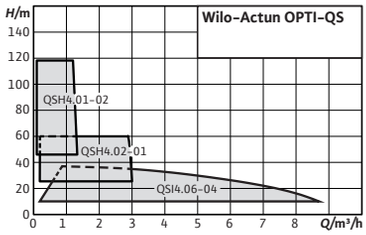

Accessories	Page
Accessories	430

Wilo-Actun OPTI-QS

Design type
Multistage submersible pump in tie strap version (QSI) or as a progressive cavity pump (QSH) for vertical or horizontal installation

Application
- → Specially designed for operation with photovoltaic modules
- → For water supply and drinking water supply from boreholes and rainwater storage tanks
- → Process water supply
- → Sprinkling and irrigation
- → Pressure boosting
- → For pumping water without long-fibre and abrasive constituents

Scope of delivery
- → Submersible pump with connection cable (2.5 m)
- → Casting resin cable connector with integrated water level sensor
- → Installation and operating instructions
- → Hydraulics for self-assembly (QSH only), incl. installation instructions and installation accessories

Options
- → Wilo-QS Stop Module for the connection of an external switch (e.g. float switch) with integrated overvoltage protection
- → Comprehensive accessories for setting up a solar-powered pumping station

Special features/product advantages
- → Fully autonomous and cost-efficient water supply utilising solar power
- → Easy electrical installation via integrated frequency converter and without the need for parametrisation
- → Optimised water output thanks to high hydraulics and motor efficiencies and dynamic MPPT (Maximum Power Point Tracking – ensures the operation of the solar panel at maximum performance level)
- → System-specific flexibility thanks to wide range of services
- → Increased durability and reliability through high-quality materials and an encapsulated motor design
- → Additional operational reliability by using integrated safety devices
- → Straightforward remote access to the submersible pump's operating parameters and settings using the Solar Connect tool in the Wilo-Assistant app
- → Notifications via push messages when the operating status changes

= ready for delivery, L = supply availability, C = approx. 2 weeks, K = approx. 4 weeks, A = on request, = please contact Wilo
Subject to change – all prices do not include VAT. Our General Terms of Delivery and Service apply (see www.wilo.com/legal) – valid from 01/01/2019 in Germany.

Price group: PG5

Ordering information

Actun OPTI-QS	Rated power	Mains connection	Connection	Art. no.		
Type	P_2 kW					EUR
H4.01-02	0.48	–	Rp 1¼	**6084593**	A	**1 943.–**
H4.02-01	0.48	–	Rp 1¼	**6082886**	A	**1 961.–**
I4.06-04	0.48	–	Rp 1½	**6082885**	A	**1 479.–**

= ready for delivery, L = supply availability, C = approx. 2 weeks, K = approx. 4 weeks, A = on request, = please contact Wilo
Subject to change – all prices do not include VAT. Our General Terms of Delivery and Service apply (see www.wilo.com/legal) – valid from 01/01/2019 in Germany.



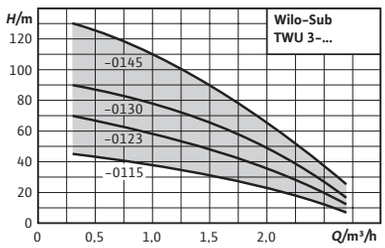

Accessories	Page
Accessories	430

Wilo-Sub TWU 3

Design type
Multistage 3" submersible pump in jacketed construction for vertical or horizontal installation

Application
- → For private water supply from boreholes, wells and rainwater storage tanks
- → For domestic water supply, sprinkling and irrigation
- → For pumping water without long-fibre and abrasive constituents

Scope of delivery
- → Hydraulics + motor fully assembled
- → 1.8 m connecting cable approved for drinking water (cross-section: 4x1.5 mm²)
- → Single-phase version including switchbox with capacitor, thermal motor protection and On/Off switch
- → Installation and operating instructions

Special features/product advantages
- → Parts that come in contact with fluids are corrosion-free
- → Integrated non-return valve
- → Maintenance-friendly, rewindable motor

Options
- → Motor versions for special voltages 3~230 V, 50 Hz; 1~230 V, 60 Hz; 3~380 V, 60 Hz

Notice
Costs for commissioning and function check on request.

Price group: PG5

Ordering information									
Sub TWU 3	Motor diameter	Rated power	Connection	Art. no. 1~230 V, 50 Hz			Art. no. 3~400 V, 50 Hz		
Type	Ø in	P_2 kW			🚚	EUR		🚚	EUR
3-0115	3	0.37	Rp 1	4090889	L	**938.–**	4090892	L	**829.–**
3-0123	3	0.55	Rp 1	4090890	L	**967.–**	4090893	L	**868.–**
3-0130	3	0.75	Rp 1	4090891	L	**988.–**	4090894	L	**890.–**
3-0145	3	1.10	Rp 1	–	A	✆	4090895	L	**1 102.–**

🚚 = ready for delivery, L = supply availability, C = approx. 2 weeks, K = approx. 4 weeks, A = on request, ✆ = please contact Wilo
Subject to change – all prices do not include VAT. Our General Terms of Delivery and Service apply (see www.wilo.com/legal) – valid from 01/01/2019 in Germany.



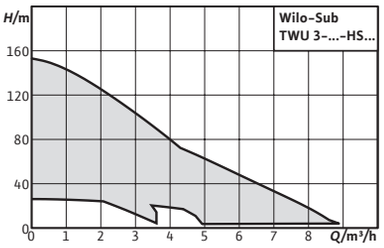

Accessories

Accessories 430

Wilo-Sub TWU 3 HS

Design type

Multistage, frequency controlled 3" submersible pump in jacketed construction for vertical or horizontal installation

Application

- For private water supply from boreholes, wells and rainwater storage tanks
- For domestic water supply, sprinkling and irrigation
- For pumping water without long-fibre and abrasive constituents

Scope of delivery

- Hydraulics + motor ready assembled
- Frequency converter
- 1.75 m connecting cable approved for drinking water (cross-section: 4x1.5 mm²)
- Installation and operating instructions

Options

- Special cable lengths on request

Special features/product advantages

- Constant, adjustable pressure thanks to external frequency converter with integrated control (TWU 3 HS-ECP)
- Easy installation with no additional sensors provided by the customer for pressure control (TWU 3 HS-ECP)
- High output thanks to integrated frequency converters with fixed motor speed of 8,400 rpm (TWU 3 HS-I)
- Reduction of well bore expansion and installation costs due to narrower diameter and installation volume
- Comprehensive monitoring and protection functions for absolute operational reliability

Notice

Costs for commissioning and function check on request.

Price group: PG5

Ordering information

Sub TWU 3 HS	Motor diameter	Rated power	Connection	Mains connection	Art. no.		
Type	Ø in	P_2 kW					EUR
3-0202-HS-I	3	0.60	Rp 1	1~230 V, 50/60 Hz	6064276	L	**957.-**
3-0204-HS-I	3	0.90	Rp 1	1~230 V, 50/60 Hz	6064277	L	**1 059.-**
3-0205-HS-I	3	0.90	Rp 1	1~230 V, 50/60 Hz	6064278	L	**1 114.-**
3-0206-HS-I	3	1.50	Rp 1	1~230 V, 50/60 Hz	6064279	L	**1 372.-**
3-0302-HS-I	3	0.60	Rp 1	1~230 V, 50/60 Hz	6064280	L	**957.-**
3-0303-HS-I	3	0.90	Rp 1	1~230 V, 50/60 Hz	6064281	L	**1 005.-**
3-0304-HS-I	3	1.50	Rp 1	1~230 V, 50/60 Hz	6064282	L	**1 085.-**
3-0501-HS-I	3	0.60	Rp 1	1~230 V, 50/60 Hz	6064283	L	**957.-**

= ready for delivery, L = supply availability, C = approx. 2 weeks, K = approx. 4 weeks, A = on request, = please contact Wilo
Subject to change – all prices do not include VAT. Our General Terms of Delivery and Service apply (see www.wilo.com/legal) – valid from 01/01/2019 in Germany.

Price group: PG5

Ordering information

Sub TWU 3 HS	Motor diameter	Rated power	Connection	Mains connection	Art. no.		
Type	Ø in	P_2 kW					EUR
3-0503-HS-I	3	0.90	Rp 1	1~230 V, 50/60 Hz	6064284	L	**1 005.–**
3-0504-HS-I	3	1.50	Rp 1	1~230 V, 50/60 Hz	6064285	L	**1 085.–**
3.02-04-HS-ECP-B	3	0.60	Rp 1	1~230 V, 50/60 Hz	6079396	L	**1 153.–**
3.02-06-HS-ECP-B	3	0.90	Rp 1	1~230 V, 50/60 Hz	6079397	L	**1 191.–**
3.02-09-HS-ECP-B	3	1.50	Rp 1	1~230 V, 50/60 Hz	6079398	L	**1 296.–**
3.03-03-HS-ECP-B	3	0.60	Rp 1	1~230 V, 50/60 Hz	6079399	L	**1 107.–**
3.03-05-HS-ECP-B	3	0.90	Rp 1	1~230 V, 50/60 Hz	6079400	L	**1 211.–**
3.03-08-HS-ECP-B	3	1.50	Rp 1	1~230 V, 50/60 Hz	6079401	L	**1 302.–**
3.05-04-HS-ECP-B	3	0.90	Rp 1¼	1~230 V, 50/60 Hz	6079402	L	**1 204.–**
3.05-07-HS-ECP-B	3	1.50	Rp 1¼	1~230 V, 50/60 Hz	6079403	L	**1 265.–**

= ready for delivery, L = supply availability, C = approx. 2 weeks, K = approx. 4 weeks, A = on request, = please contact Wilo
Subject to change – all prices do not include VAT. Our General Terms of Delivery and Service apply (see www.wilo.com/legal) – valid from 01/01/2019 in Germany.



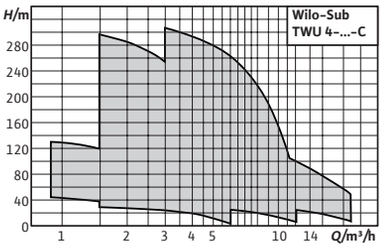

Wilo-Sub TWU 4

Design type

Multistage 4" submersible pump in jacketed construction for vertical and horizontal installation

Application

- → For water supply from boreholes and rainwater storage tanks
- → For domestic water supply, sprinkling and irrigation
- → Pressure boosting
- → Lowering the water level
- → For pumping water without long-fibre and abrasive constituents

Scope of delivery

- → Hydraulics + motor completely assembled
- → 1.5/1.75/2.5/4.0 m connection cable approved for drinking water (cross-section: 4x1.5 mm²)
- → Single-phase version including switchbox with capacitor, thermal motor protection and On/Off switch
- → Installation and operating instructions

Special features/product advantages

- → Parts that come in contact with fluids are corrosion-free
- → Integrated non-return valve
- → Low-wearing due to floating impellers
- → Maintenance-friendly motor

Options

- → Motor versions for special voltages 3~230 V, 50 Hz; 3~500 V, 50 Hz; 1~230 V, 60 Hz; 3~230 V, 60 Hz; 3~380 V, 60 Hz; 3~460 V, 60 Hz

Notice

Important: All pumps with direct-starting motors.

Submersible pumps in other versions **on request.**

Costs for commissioning and function check on request.

Price group: PG5

Ordering information

Sub TWU 4	Mains connection	Motor diameter	Rated power	Connection	Minimum efficiency index (MEI)	Art. no.			Item no. for jacket pipe cooling (vertical)	Item no. for jacket pipe cooling (horizontal)
Type		Ø	P_2 kW				🚚	EUR		
4-0207-C	1~230 V, 50 Hz	4	0.37	Rp 1¼	0.7	6046661	L	**716.–**	4064430	6037935
4-0207-C	3~400 V, 50 Hz	4	0.37	Rp 1¼	0.7	6046688	L	**652.–**	4064430	6037935
4-0210-C	3~400 V, 50 Hz	4	0.55	Rp 1¼	0.7	6046687	L	**695.–**	4064430	6037935
4-0210-C	1~230 V, 50 Hz	4	0.55	Rp 1¼	0.7	6046690	L	**760.–**	4064430	6037935
4-0214-C	3~400 V, 50 Hz	4	0.75	Rp 1¼	0.7	6046686	L	**745.–**	4064430	6037935
4-0214-C	1~230 V, 50 Hz	4	0.75	Rp 1¼	0.7	6046689	L	**810.–**	4064430	6037935
4-0220-C	1~230 V, 50 Hz	4	1.10	Rp 1¼	0.7	6049336	L	**1 007.–**	4064430	6037935
4-0220-C	3~400 V, 50 Hz	4	1.10	Rp 1¼	0.7	6049347	L	**936.–**	4064430	6037935
4-0405-C	3~400 V, 50 Hz	4	0.37	Rp 1¼	0.7	6049348	L	**639.–**	4064430	6037935
4-0405-C	1~230 V, 50 Hz	4	0.37	Rp 1¼	0.7	6049337	L	**704.–**	4064430	6037935
4-0407-C	1~230 V, 50 Hz	4	0.37	Rp 1¼	0.7	6049338	L	**738.–**	4064430	6037935
4-0407-C	3~400 V, 50 Hz	4	0.55	Rp 1¼	0.7	6049349	L	**673.–**	4064430	6037935
4-0409-C	3~400 V, 50 Hz	4	0.75	Rp 1¼	0.7	6049350	L	**719.–**	4064430	6037935
4-0409-C	1~230 V, 50 Hz	4	0.37	Rp 1¼	0.7	6049339	L	**783.–**	4064430	6037935
4-0414-C	1~230 V, 50 Hz	4	1.10	Rp 1¼	0.7	6049340	L	**951.–**	4064430	6037935
4-0414-C	3~400 V, 50 Hz	4	1.10	Rp 1¼	0.7	6049351	L	**880.–**	4064430	6037935
4-0418-C	3~400 V, 50 Hz	4	1.50	Rp 1¼	0.7	6049352	L	**1 129.–**	4064430	6037935
4-0418-C	1~230 V, 50 Hz	4	1.50	Rp 1¼	0.7	6049341	L	**1 214.–**	4064430	6037935
4-0427-C	1~230 V, 50 Hz	4	2.20	Rp 1¼	0.7	6049342	L	**1 479.–**	4064430	6037935
4-0427-C	3~400 V, 50 Hz	4	2.20	Rp 1¼	0.7	6049353	L	**1 358.–**	4064430	6037935
4-0435-C	3~400 V, 50 Hz	4	3.00	Rp 1¼	0.7	6049354	L	**1 586.–**	4064431	6038901
4-0444-C	3~400 V, 50 Hz	4	4.00	Rp 1¼	0.7	6049355	L	**1 780.–**	4064431	6038901
4-0448-C	3~400 V, 50 Hz	4	4.00	Rp 1¼	0.7	6049356	L	**2 077.–**	4064431	6038901
4.08-05-C	1~230 V, 50 Hz	4	0.75	Rp 2	0.4	6081619	L	**846.–**	4064430	6037935
4.08-05-C	3~400 V, 50 Hz	4	0.75	Rp 2	0.4	6081623	L	**740.–**	4064430	6037935
4.08-07-C	1~230 V, 50 Hz	4	1.10	Rp 2	0.4	6081620	L	**984.–**	4064430	6037935
4.08-07-C	3~400 V, 50 Hz	4	1.10	Rp 2	0.4	6081624	L	**853.–**	4064430	6037935
4.08-10-C	1~230 V, 50 Hz	4	1.50	Rp 2	0.4	6081621	L	**1 164.–**	4064430	6037935
4.08-10-C	3~400 V, 50 Hz	4	1.50	Rp 2	0.4	6081625	L	**983.–**	4064430	6037935
4.08-15-C	1~230 V, 50 Hz	4	2.20	Rp 2	0.4	6081622	L	**1 515.–**	4064430	6037935
4.08-15-C	3~400 V, 50 Hz	4	2.20	Rp 2	0.4	6081626	L	**1 248.–**	4064430	6037935
4.08-21-C	3~400 V, 50 Hz	4	3.00	Rp 2	0.4	6081627	L	**1 763.–**	4064431	6038901
4.08-29-C	3~400 V, 50 Hz	4	5.50	Rp 2	0.4	6081628	L	**2 166.–**	4064431	6038901
4.08-34-C	3~400 V, 50 Hz	4	5.50	Rp 2	0.4	6081629	L	**2 728.–**	4064431	6038901
4.08-39-C	3~400 V, 50 Hz	4	5.50	Rp 2	0.4	6081630	L	**2 745.–**	4064431	6038901
4.08-45-C	3~400 V, 50 Hz	4	7.50	Rp 2	0.4	6081631	L	**3 355.–**	4064431	6038901
4.08-51-C	3~400 V, 50 Hz	4	7.50	Rp 2	0.4	6081632	L	**3 576.–**	4064431	6038901
4.16-08-C	1~230 V, 50 Hz	4	1.50	Rp 2	0.4	6082862	A	**1 134.–**	4064430	6037935
4.16-08-C	3~400 V, 50 Hz	4	1.50	Rp 2	0.4	6082864	A	**1 026.–**	4064430	6037935
4.16-12-C	1~230 V, 50 Hz	4	2.20	Rp 2	0.4	6082863	A	**1 240.–**	4064430	6037935
4.16-12-C	3~400 V, 50 Hz	4	2.20	Rp 2	0.4	6082865	A	**1 111.–**	4064430	6037935
4.16-16-C	3~400 V, 50 Hz	4	3.00	Rp 2	0.4	6082866	A	**1 257.–**	4064431	6037936
4.16-21-C	3~400 V, 50 Hz	4	4.00	Rp 2	0.4	6082867	A	**1 639.–**	4064431	6037936
4.16-30-C	3~400 V, 50 Hz	4	5.50	Rp 2	0.4	6082868	A	**1 940.–**	4064431	6037936

🚚 = ready for delivery, L = supply availability, C = approx. 2 weeks, K = approx. 4 weeks, A = on request, 📞 = please contact Wilo
Subject to change – all prices do not include VAT. Our General Terms of Delivery and Service apply (see www.wilo.com/legal) – valid from 01/01/2019 in Germany.

Mechanical accessories				
Type	**Type**		**Price group**	
				EUR
4064430	Cooling jacket pipe for 4" submersible-motor pumps.	L	PG14	**278.–**
4064431	Cooling jacket pipe for 4" submersible-motor pumps.	L	PG14	**302.–**
6037935	Cooling shroud for 4" submersible-motor pumps.	C	PG14	**488.–**
6038901	Cooling jacket pipe for 4" submersible-motor pumps.	C	PG14	**550.–**

= ready for delivery, L = supply availability, C = approx. 2 weeks, K = approx. 4 weeks, A = on request, = please contact Wilo
Subject to change – all prices do not include VAT. Our General Terms of Delivery and Service apply (see www.wilo.com/legal) – valid from 01/01/2019 in Germany.



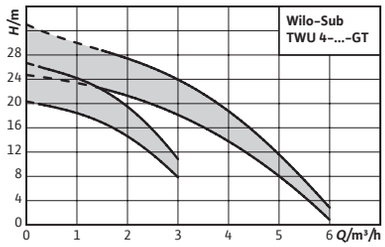

Accessories	Page
Accessories	430

Wilo-Sub TWU 4-...-GT

Design type
Multistage 4" submersible pump in jacketed construction for vertical and horizontal installation

Application
- → Geothermal applications
- → For water supply from boreholes and rainwater storage tanks
- → For domestic water supply, sprinkling and irrigation
- → Pressure boosting
- → Lowering the water level
- → For pumping water without long-fibre and abrasive constituents

Scope of delivery
- → Hydraulics and motor ready assembled
- → Connection cable with potable water approval (TWU 4-...-GT with 15 m cable; TWU 4-...-GT-QC with short cable and plug for rapid replacement)
- → Installation and operating instructions

Options
- → Motor versions for special voltages 3~380 V, 60 Hz; 3~460 V, 60 Hz

Special features/product advantages
- → Low operating costs due to optimised hydraulics and efficient motors for targeted use in geothermal applications
- → High annual performance factor (JAZ) through increased system effectiveness
- → High operational reliability thanks to floating impellers and integrated non-return valve
- → Easy installation via Quick Connect variant for quick and easy extension of the motor cable

Notice
Attention: All pumps with direct-starting motors.

Submersible pumps in other versions **on request.**

Costs for commissioning and function check on request.

Water supply

= ready for delivery, L = supply availability, C = approx. 2 weeks, K = approx. 4 weeks, A = on request, = please contact Wilo
Subject to change – all prices do not include VAT. Our General Terms of Delivery and Service apply (see www.wilo.com/legal) – valid from 01/01/2019 in Germany.

Price group: PG5

Ordering information

Sub TWU 4-...-GT	Mains connection	Rated power	Connection	Minimum efficiency index (MEI)	Art. no.			Item no. for jacket pipe cooling (vertical)	Item no. for jacket pipe cooling (horizontal)
Type		P_2 kW					EUR		
4-0203-DM-CI-GT	3~400 V, 50 Hz	0.25	Rp 1¼	0.7	6079004	L	**789.–**	4064430	6037935
4-0203-DM-CI-QC-GT	3~400 V, 50 Hz	0.25	Rp 1¼	0.7	6079005	L	**875.–**	4064430	6037935
4-0204-DM-CI-GT	3~400 V, 50 Hz	0.25	Rp 1¼	0.7	6079006	L	**812.–**	4064430	6037935
4-0204-DM-CI-QC-GT	3~400 V, 50 Hz	0.25	Rp 1¼	0.7	6079007	L	**896.–**	4064430	6037935
4-0404-DM-CI-GT	3~400 V, 50 Hz	0.25	Rp 1¼	0.7	6079008	L	**812.–**	4064430	6037935
4-0404-DM-CI-QC-GT	3~400 V, 50 Hz	0.25	Rp 1¼	0.7	6079009	L	**896.–**	4064430	6037935
4-0405-DM-CI-GT	3~400 V, 50 Hz	0.37	Rp 1¼	0.7	6079010	L	**833.–**	4064430	6037935
4-0405-DM-CI-QC-GT	3~400 V, 50 Hz	0.37	Rp 1¼	0.7	6079011	L	**917.–**	4064430	6037935

Mechanical accessories

Type	Type		Price group	
				EUR
4064430	Cooling jacket pipe for 4" submersible-motor pumps.	L	PG14	**278.–**
6037935	Cooling shroud for 4" submersible-motor pumps.	C	PG14	**488.–**

= ready for delivery, L = supply availability, C = approx. 2 weeks, K = approx. 4 weeks, A = on request, = please contact Wilo
Subject to change – all prices do not include VAT. Our General Terms of Delivery and Service apply (see www.wilo.com/legal) – valid from 01/01/2019 in Germany.



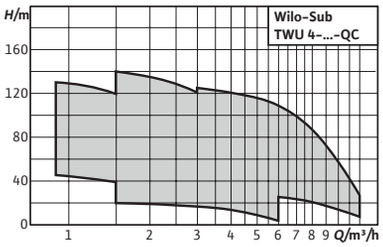

Accessories	Page
Accessories	430

Wilo-Sub TWU 4-QC

Design type
Multistage 4" submersible pump in jacketed construction for vertical and horizontal installation

Application
- For water supply from boreholes and rainwater storage tanks
- For domestic water supply, sprinkling and irrigation
- Pressure boosting
- Lowering the water level
- For pumping water without long-fibre and abrasive constituents

Scope of delivery
- Hydraulics + motor fully mounted
- 1.5 or 1.75 m connecting cable approved for drinking water (cross-section: 4x1.5 mm²)
- Single-phase version including switchbox with capacitor, thermal motor protection and On/Off switch
- Installation and operating instructions

Special features/product advantages
- Parts that come in contact with fluids are corrosion-free
- Integrated non-return valve
- Low-wearing due to floating impellers
- Maintenance-friendly motor
- Quick and easy extension of motor cable, without dismantling the hydraulics

Options
- Motor versions for special voltages 1~230 V, 60 Hz; 3~380 V, 60 Hz

Notice
Important: All pumps with direct-starting motors.

Borehole pumps available in other versions **on request.**

Costs for commissioning and function check on request.

Price group: PG5

Ordering information

Sub TWU 4-QC	Mains connection	Rated power	Connection	Minimum efficiency index (MEI)	Art. no.			Item no. for jacket pipe cooling (vertical)	Item no. for jacket pipe cooling (horizontal)
Type		P_2 kW					EUR		
4-0207-C-QC	3~400 V, 50 Hz	0.37	Rp 1¼	0.7	6046682	C	**736.–**	4064430	6037935
4-0207-C-QC	1~230 V, 50 Hz	0.37	Rp 1¼	0.7	6046685	C	**814.–**	4064430	6037935
4-0210-C-QC	3~400 V, 50 Hz	0.55	Rp 1¼	0.7	6046681	C	**781.–**	4064430	6037935
4-0210-C-QC	1~230 V, 50 Hz	0.55	Rp 1¼	0.7	6046684	C	**855.–**	4064430	6037935
4-0214-C-QC	3~400 V, 50 Hz	0.75	Rp 1¼	0.7	6046680	C	**830.–**	4064430	6037935

= ready for delivery, L = supply availability, C = approx. 2 weeks, K = approx. 4 weeks, A = on request, = please contact Wilo
Subject to change – all prices do not include VAT. Our General Terms of Delivery and Service apply (see www.wilo.com/legal) – valid from 01/01/2019 in Germany.

Price group: PG5

Ordering information

Sub TWU 4-QC	Mains connection	Rated power	Connection	Minimum efficiency index (MEI)	Art. no.			Item no. for jacket pipe cooling (vertical)	Item no. for jacket pipe cooling (horizontal)
Type		P_2 kW				🚚	EUR		
4-0214-C-QC	1~230 V, 50 Hz	0.75	Rp 1¼	0.7	6046683	C	**914.–**	4064430	6037935
4-0220-C-QC	1~230 V, 50 Hz	1.10	Rp 1¼	0.7	6049365	C	**1 089.–**	4064430	6037935
4-0220-C-QC	1~230 V, 50 Hz	0.37	Rp 1¼	0.7	6049366	C	**782.–**	4064430	6037935
4-0220-C-QC	3~400 V, 50 Hz	1.10	Rp 1¼	0.7	6049372	C	**1 021.–**	4064430	6037935
4-0405-C-QC	1~230 V, 50 Hz	0.37	Rp 1¼	0.7	6049367	C	**803.–**	4064430	6037935
4-0405-C-QC	3~400 V, 50 Hz	0.37	Rp 1¼	0.7	6049373	L	**725.–**	4064430	6037935
4-0407-C-QC	1~230 V, 50 Hz	0.37	Rp 1¼	0.7	6049368	C	**880.–**	4064430	6037935
4-0407-C-QC	3~400 V, 50 Hz	0.55	Rp 1¼	0.7	6049374	L	**759.–**	4064430	6037935
4-0409-C-QC	1~230 V, 50 Hz	1.10	Rp 1¼	0.7	6049369	C	**1 044.–**	4064430	6037935
4-0409-C-QC	3~400 V, 50 Hz	0.75	Rp 1¼	0.7	6049375	L	**803.–**	4064430	6037935
4-0414-C-QC	3~400 V, 50 Hz	1.10	Rp 1¼	0.7	6049376	L	**965.–**	4064430	6037935
4-0418-C-QC	3~400 V, 50 Hz	1.50	Rp 1¼	0.7	6049377	C	**1 215.–**	4064430	6037935
4-0427-C-QC	3~400 V, 50 Hz	2.20	Rp 1¼	0.7	6049378	C	**1 444.–**	4064430	6037935
4-0435-C-QC	3~400 V, 50 Hz	3.00	Rp 1¼	0.7	6049379	C	**1 671.–**	4064431	6038901

Mechanical accessories

Type	Type		Price group	
		🚚		EUR
4064430	Cooling jacket pipe for 4" submersible-motor pumps.	L	PG14	**278.–**
4064431	Cooling jacket pipe for 4" submersible-motor pumps.	L	PG14	**302.–**
6037935	Cooling shroud for 4" submersible-motor pumps.	C	PG14	**488.–**
6038901	Cooling jacket pipe for 4" submersible-motor pumps.	C	PG14	**550.–**

🚚 = ready for delivery, L = supply availability, C = approx. 2 weeks, K = approx. 4 weeks, A = on request, ✆ = please contact Wilo
Subject to change – all prices do not include VAT. Our General Terms of Delivery and Service apply (see www.wilo.com/legal) – valid from 01/01/2019 in Germany.

Price group: PG14

Electrical supply cable for TWU 4...-QC

	Description	Cable cross-section	Connection cable length	Art. no.		
			m		🚚	EUR
Quick Connect cable	Quick-connection cable for fast and easy extension of the motor cable on TWU 4-QC pumps	4x1,5	10	4087121	L	**317.-**
		4x1,5	20	4440091	L	**357.-**
		4x1,5	30	4087122	L	**401.-**
		4x1,5	50	4087129	L	**482.-**
		4x1,5	80	4087130	L	**594.-**
		4x1,5	100	4087131	K	**682.-**
		4x2,5	50	4087132	L	**645.-**
		4x2,5	80	4087136	A	**854.-**
		4x2,5	100	4087137	K	**999.-**
Quck Connect QC motor cable kit for Wilo submersible pumps TWI 4, TWU 4 (except for TWU 4-QC)	Quick connection motor cable (comprising flat cable with plug connections) for replacement of the standard cable with free cable ends of Wilo submersible pumps TWU 4-...-C; TWI 4-...-C, and TWI 6-...-C (with 4" motor). The kit enables a simple and rapid retroactive extension with quick-connect cables (available separately).	4x1,5	-	4096206	C	**48.-**
		4x1,5	-	4096207	K	**50.-**
		4x1,5	-	6080134	L	**54.-**

🚚 = ready for delivery, L = supply availability, C = approx. 2 weeks, K = approx. 4 weeks, A = on request, 📞 = please contact Wilo
Subject to change – all prices do not include VAT. Our General Terms of Delivery and Service apply (see www.wilo.com/legal) – valid from 01/01/2019 in Germany.



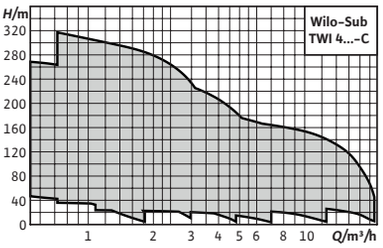

Accessories **Page**

Accessories 430

Wilo-Sub TWI 4

Design type

Multistage 4" submersible pump in tie strap version for vertical or horizontal installation

Application

- For water and drinking water supply from boreholes and rainwater storage
- Process water supply
- For municipal water supply, sprinkling and irrigation
- Pressure boosting
- Lowering of the water level
- For pumping water in industrial applications
- For pumping water without long-fibre and abrasive constituents

Scope of delivery

- Hydraulics + motor completely assembled
- 1.5/2.5 m connection cable drinking water approval (cross-section: 4 x 1.5 mm²)
- Single-phase version including switchbox with capacitor, thermal motor protection and On/Off switch
- Installation and operating instructions

Special features/product advantages

- Long service life thanks to corrosion-resistant stainless steel, optionally available in V4A quality
- ACS certified for drinking water applications
- A high degree of flexibility thanks to versions in the 4, 6, 8 and 10-inch area
- High range of performance from 1 to 250 m³/h

Options

- Hydraulics in stainless steel 1.4401
- Motor in stainless steel 1.4401
- 60 Hz version

Notice

Submersible pumps in other versions **on request.**

Costs for commissioning and function check on request.

Price group: PG5

Ordering information

Sub TWI 4	Mains connection	Rated power	Connection	Minimum efficiency index (MEI)	Art. no.			Item no. for jacket pipe cooling (vertical)	Item no. for jacket pipe cooling (horizontal)
Type		P_2 kW				🚚	EUR		
4.01-09-CI	3~400 V, 50 Hz	0.37	Rp 1¼	0.1	6079200	L	**775.–**	4064430	6037935
4.01-09-CI	3~400 V, 50 Hz	0.37	Rp 1¼	0.1	6079238	C	**676.–**	4064430	6037935
4.01-14-CI	3~400 V, 50 Hz	0.55	Rp 1¼	0.1	6079201	L	**873.–**	4064430	6038901
4.01-14-CI	3~400 V, 50 Hz	0.55	Rp 1¼	0.1	6079239	L	**752.–**	4064430	6038901
4.01-18-CI	3~400 V, 50 Hz	0.55	Rp 1¼	0.1	6079202	C	**929.–**	4064430	6038901

🚚 = ready for delivery, L = supply availability, C = approx. 2 weeks, K = approx. 4 weeks, A = on request, ✆ = please contact Wilo
Subject to change – all prices do not include VAT. Our General Terms of Delivery and Service apply (see www.wilo.com/legal) – valid from 01/01/2019 in Germany.

Price group: PG5

Ordering information

Sub TWI 4	Mains connection	Rated power	Connection	Minimum efficiency index (MEI)	Art. no.			Item no. for jacket pipe cooling (vertical)	Item no. for jacket pipe cooling (horizontal)
Type		P_2 kW					EUR		
4.01-18-CI	3~400 V, 50 Hz	0.55	Rp 1¼	0.1	6079240	C	**809.–**	4064430	6038901
4.01-21-CI	3~400 V, 50 Hz	0.75	Rp 1¼	0.1	6079203	C	**994.–**	4064430	6038901
4.01-21-CI	3~400 V, 50 Hz	0.75	Rp 1¼	0.1	6079241	L	**866.–**	4064430	6038901
4.01-28-CI	3~400 V, 50 Hz	1.10	Rp 1¼	0.1	6079204	C	**1 168.–**	4064431	6037936
4.01-28-CI	3~400 V, 50 Hz	1.10	Rp 1¼	0.1	6079242	C	**1 032.–**	4064430	6038901
4.01-36-CI	3~400 V, 50 Hz	1.10	Rp 1¼	0.1	6079205	C	**1 324.–**	4064431	6037936
4.01-36-CI	3~400 V, 50 Hz	1.10	Rp 1¼	0.1	6079243	K	**1 189.–**	4064430	6038901
4.01-42-CI	3~400 V, 50 Hz	1.50	Rp 1¼	0.1	6079206	C	**1 533.–**	4064431	6037936
4.01-42-CI	3~400 V, 50 Hz	1.50	Rp 1¼	0.1	6079244	K	**1 389.–**	4064430	6038901
4.02-09-CI	3~400 V, 50 Hz	0.55	Rp 1¼	0.1	6079207	L	**841.–**	4064430	6037935
4.02-09-CI	3~400 V, 50 Hz	0.55	Rp 1¼	0.1	6079245	L	**684.–**	4064430	6037935
4.02-13-CI	3~400 V, 50 Hz	0.75	Rp 1¼	0.1	6079208	L	**931.–**	4064430	6037935
4.02-13-CI	3~400 V, 50 Hz	0.75	Rp 1¼	0.1	6079246	L	**764.–**	4064430	6038901
4.02-18-CI	3~400 V, 50 Hz	1.10	Rp 1¼	0.1	6079209	L	**1 070.–**	4064431	6037936
4.02-18-CI	3~400 V, 50 Hz	1.10	Rp 1¼	0.1	6079247	C	**893.–**	4064430	6038901
4.02-23-CI	3~400 V, 50 Hz	1.10	Rp 1¼	0.1	6079210	L	**1 136.–**	4064431	6037936
4.02-23-CI	3~400 V, 50 Hz	1.10	Rp 1¼	0.1	6079248	K	**959.–**	4064430	6038901
4.02-28-CI	3~400 V, 50 Hz	1.50	Rp 1¼	0.1	6079211	C	**1 327.–**	4064431	6037936
4.02-28-CI	3~400 V, 50 Hz	1.50	Rp 1¼	0.1	6079249	K	**1 099.–**	4064430	6038901
4.02-33-CI	3~400 V, 50 Hz	1.50	Rp 1¼	0.1	6079212	C	**1 432.–**	4064431	6037936
4.02-33-CI	3~400 V, 50 Hz	1.50	Rp 1¼	0.1	6079250	K	**1 207.–**	4064430	6038901
4.02-40-CI	3~400 V, 50 Hz	2.20	Rp 1¼	0.1	6079213	C	**1 733.–**	4064431	6037936
4.02-40-CI	3~400 V, 50 Hz	2.20	Rp 1¼	0.1	6079251	K	**1 469.–**	4064431	6037936
4.02-48-CI	3~400 V, 50 Hz	2.20	Rp 1¼	0.1	6079214	C	**1 912.–**	4064431	6037936
4.02-48-CI	3~400 V, 50 Hz	2.20	Rp 1¼	0.1	6079252	C	**1 647.–**	4064431	6037936
4.03-06-CI	3~400 V, 50 Hz	0.55	Rp 1¼	0.1	6079215	L	**800.–**	4064430	6037935
4.03-06-CI	3~400 V, 50 Hz	0.55	Rp 1¼	0.1	6079253	L	**646.–**	4064430	6037935
4.03-09-CI	3~400 V, 50 Hz	0.75	Rp 1¼	0.1	6079216	L	**879.–**	4064430	6037935
4.03-09-CI	3~400 V, 50 Hz	0.75	Rp 1¼	0.1	6079254	L	**713.–**	4064430	6037935
4.03-12-CI	3~400 V, 50 Hz	1.10	Rp 1¼	0.1	6079255	L	**815.–**	4064430	6037935
4.03-12-CI	3~400 V, 50 Hz	1.10	Rp 1¼	0.1	6079217	L	**993.–**	4064430	6037935
4.03-15-CI	3~400 V, 50 Hz	1.10	Rp 1¼	0.1	6079218	L	**1 032.–**	4064430	6037935
4.03-15-CI	3~400 V, 50 Hz	1.10	Rp 1¼	0.1	6079256	L	**854.–**	4064430	6038901
4.03-18-CI	3~400 V, 50 Hz	1.50	Rp 1¼	0.1	6079219	L	**1 189.–**	4064431	6037935
4.03-18-CI	3~400 V, 50 Hz	1.50	Rp 1¼	0.1	6079257	L	**965.–**	4064430	6038901
4.03-22-CI	3~400 V, 50 Hz	1.50	Rp 1¼	0.1	6079220	L	**1 241.–**	4064431	6037936
4.03-22-CI	3~400 V, 50 Hz	1.50	Rp 1¼	0.1	6079258	L	**1 012.–**	4064430	6038901
4.03-25-CI	3~400 V, 50 Hz	2.20	Rp 1¼	0.1	6079221	C	**1 470.–**	4064431	6037936
4.03-25-CI	3~400 V, 50 Hz	2.20	Rp 1¼	0.1	6079259	C	**1 181.–**	4064431	6037936
4.03-29-CI	3~400 V, 50 Hz	2.20	Rp 1¼	0.1	6079222	K	**1 530.–**	4064431	6037936
4.03-29-CI	3~400 V, 50 Hz	2.20	Rp 1¼	0.1	6079260	C	**1 345.–**	4064431	6037936
4.03-33-CI	3~400 V, 50 Hz	2.20	Rp 1¼	0.1	6079223	K	**1 773.–**	4064431	6037936
4.03-33-CI	3~400 V, 50 Hz	2.20	Rp 1¼	0.1	6079261	C	**1 595.–**	4064431	6037936

= ready for delivery, L = supply availability, C = approx. 2 weeks, K = approx. 4 weeks, A = on request, = please contact Wilo
Subject to change – all prices do not include VAT. Our General Terms of Delivery and Service apply (see www.wilo.com/legal) – valid from 01/01/2019 in Germany.

Price group: PG5

Ordering information

Sub TWI 4	Mains connection	Rated power	Connection	Minimum efficiency index (MEI)	Art. no.			Item no. for jacket pipe cooling (vertical)	Item no. for jacket pipe cooling (horizontal)
Type		P_2 kW					EUR		
4.03-39-CI	3~400 V, 50 Hz	3.00	Rp 1¼	0.1	6079262	C	**1 986.–**	4064431	6037936
4.03-45-CI	3~400 V, 50 Hz	3.00	Rp 1¼	0.1	6079263	C	**2 292.–**	4064431	6037936
4.03-52-C	3~400 V, 50 Hz	3.70	Rp 1¼	0.1	6072926	K	**2 536.–**	4064431	6037936
4.05-04-CI	3~400 V, 50 Hz	0.55	Rp 1½	0.1	6079224	L	**782.–**	4064430	6037935
4.05-04-CI	3~400 V, 50 Hz	0.55	Rp 1½	0.1	6079264	L	**752.–**	4064430	6037935
4.05-06-CI	3~400 V, 50 Hz	0.55	Rp 1½	0.1	6079225	L	**835.–**	4064430	6037935
4.05-06-CI	3~400 V, 50 Hz	0.55	Rp 1½	0.1	6079265	L	**777.–**	4064430	6037935
4.05-08-CI	3~400 V, 50 Hz	0.75	Rp 1½	0.1	6079226	L	**875.–**	4064430	6037935
4.05-08-CI	3~400 V, 50 Hz	0.75	Rp 1½	0.1	6079266	L	**850.–**	4064430	6037935
4.05-12-CI	3~400 V, 50 Hz	1.50	Rp 1½	0.1	6079227	L	**1 067.–**	4064431	6037937
4.05-12-CI	3~400 V, 50 Hz	1.50	Rp 1½	0.1	6079267	L	**891.–**	4064430	6037935
4.05-17-CI	3~400 V, 50 Hz	2.20	Rp 1½	0.1	6079228	L	**1 373.–**	4064431	6037937
4.05-17-CI	3~400 V, 50 Hz	2.20	Rp 1½	0.1	6079268	L	**1 082.–**	4064431	6037936
4.05-21-CI	3~400 V, 50 Hz	2.20	Rp 1½	0.1	6079229	C	**1 424.–**	4064431	6037936
4.05-21-CI	3~400 V, 50 Hz	2.20	Rp 1½	0.1	6079269	L	**1 134.–**	4064431	6037936
4.05-25-CI	3~400 V, 50 Hz	2.20	Rp 1½	0.1	6079230	C	**1 480.–**	4064431	6037936
4.05-25-CI	3~400 V, 50 Hz	2.20	Rp 1½	0.1	6079270	L	**1 189.–**	4064431	6037936
4.05-33-CI	3~400 V, 50 Hz	3.00	Rp 1½	0.1	6079271	C	**1 665.–**	4064431	6037936
4.05-38-C	3~400 V, 50 Hz	3.70	Rp 1½	0.1	6072935	K	**1 902.–**	4064431	6037936
4.05-44-C	3~400 V, 50 Hz	4.00	Rp 1½	0.1	6072936	K	**2 122.–**	4064431	6037936
4.09-05-CI	3~400 V, 50 Hz	1.10	Rp 2	0.1	6079231	C	**1 060.–**	4064431	6037937
4.09-05-CI	3~400 V, 50 Hz	1.10	Rp 2	0.1	6079272	L	**880.–**	4064431	6037937
4.09-07-CI	3~400 V, 50 Hz	1.10	Rp 2	0.1	6079232	L	**1 129.–**	4064431	6037937
4.09-07-CI	3~400 V, 50 Hz	1.10	Rp 2	0.1	6079273	L	**950.–**	4064431	6037937
4.09-10-CI	3~400 V, 50 Hz	1.50	Rp 2	0.1	6079233	L	**1 360.–**	4064431	6037936
4.09-10-CI	3~400 V, 50 Hz	1.50	Rp 2	0.1	6079274	L	**1 132.–**	4064431	6037936
4.09-12-CI	3~400 V, 50 Hz	2.20	Rp 2	0.1	6079234	L	**1 567.–**	4064431	6037936
4.09-12-CI	3~400 V, 50 Hz	2.20	Rp 2	0.1	6079275	L	**1 310.–**	4064431	6037936
4.09-15-CI	3~400 V, 50 Hz	2.20	Rp 2	0.1	6079235	L	**1 732.–**	4064431	6037936
4.09-15-CI	3~400 V, 50 Hz	2.20	Rp 2	0.1	6079276	L	**1 435.–**	4064431	6037936
4.09-18-CI	3~400 V, 50 Hz	3.00	Rp 2	0.1	6079277	L	**1 883.–**	4064431	6037936
4.09-21-C	3~400 V, 50 Hz	3.70	Rp 2	0.1	6072943	L	**2 089.–**	4064432	6038903
4.09-25-C	3~400 V, 50 Hz	3.70	Rp 2	0.1	6072944	L	**2 236.–**	4064432	6038903
4.09-30-C	3~400 V, 50 Hz	5.50	Rp 2	0.1	6072945	K	**2 743.–**	4064432	6038904
4.09-37-C	3~400 V, 50 Hz	5.50	Rp 2	0.1	6072946	L	**3 005.–**	4064432	6038904
4.14-04-CI	3~400 V, 50 Hz	1.10	Rp 2	0.1	6081540	L	**1 172.–**	4064430	6038901
4.14-04-CI	3~400 V, 50 Hz	1.10	Rp 2	0.1	6081543	L	**1 037.–**	4064430	6038901
4.14-06-CI	3~400 V, 50 Hz	1.50	Rp 2	0.1	6081541	L	**1 456.–**	4064431	6037936
4.14-06-CI	3~400 V, 50 Hz	1.50	Rp 2	0.1	6081544	L	**1 260.–**	4064430	6038901
4.14-08-CI	3~400 V, 50 Hz	2.20	Rp 2	0.1	6081542	L	**1 819.–**	4064431	6037936
4.14-08-CI	3~400 V, 50 Hz	2.20	Rp 2	0.1	6081545	L	**1 567.–**	4064431	6037936
4.14-11-CI	3~400 V, 50 Hz	3.00	Rp 2	0.1	6081546	L	**1 997.–**	4064431	6037936
4.14-13-CI	3~400 V, 50 Hz	3.00	Rp 2	0.1	6081547	L	**2 185.–**	4064431	6037936

= ready for delivery, L = supply availability, C = approx. 2 weeks, K = approx. 4 weeks, A = on request, = please contact Wilo
Subject to change – all prices do not include VAT. Our General Terms of Delivery and Service apply (see www.wilo.com/legal) – valid from 01/01/2019 in Germany.

Price group: PG5

Ordering information

Sub TWI 4	Mains connection	Rated power	Connection	Minimum efficiency index (MEI)	Art. no.			Item no. for jacket pipe cooling (vertical)	Item no. for jacket pipe cooling (horizontal)
Type		P_2 kW					EUR		
4.14-15-C	3~400 V, 50 Hz	4.00	Rp 2	0.1	6081548	L	**2 720.–**	4064432	6038903
4.14-17-C	3~400 V, 50 Hz	4.00	Rp 2	0.1	6081549	L	**2 921.–**	4064432	6038903
4.14-20-C	3~400 V, 50 Hz	5.50	Rp 2	0.1	6081550	L	**3 317.–**	4064432	6038904
4.14-23-C	3~400 V, 50 Hz	5.50	Rp 2	0.1	6081551	L	**3 597.–**	4064432	6038904
4.14-27-C	3~400 V, 50 Hz	7.50	Rp 2	0.1	6081552	L	**4 623.–**	4064432	6038904
4.14-31-C	3~400 V, 50 Hz	7.50	Rp 2	0.1	6081553	L	**5 014.–**	4064432	6038904

Cooling jacket pipe

Art. no.	Description		Price group	
				EUR
4064430	Cooling jacket pipe for 4" submersible-motor pumps.	L	PG14	**278.–**
4064431	Cooling jacket pipe for 4" submersible-motor pumps.	L	PG14	**302.–**
4064432	Cooling jacket pipe for 4" submersible-motor pumps.	L	PG14	**336.–**
6037936	Cooling jacket pipe for 4" submersible-motor pumps.	C	PG14	**558.–**
6037937	Cooling jacket pipe for 4" submersible-motor pumps.	C	PG14	**518.–**
6038901	Cooling jacket pipe for 4" submersible-motor pumps.	C	PG14	**550.–**
6038903	Cooling jacket pipe for 4" submersible-motor pumps.	C	PG14	**607.–**
6038904	Cooling jacket pipe for 4" submersible-motor pumps.	C	PG14	**672.–**

= ready for delivery, L = supply availability, C = approx. 2 weeks, K = approx. 4 weeks, A = on request, = please contact Wilo
Subject to change – all prices do not include VAT. Our General Terms of Delivery and Service apply (see www.wilo.com/legal) – valid from 01/01/2019 in Germany.



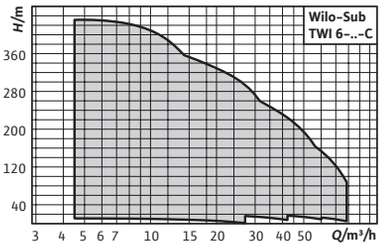

Accessories **Page**

Accessories 430

Wilo-Sub TWI 6

Design type

Multistage 6" submersible pump in tie strap version for vertical or horizontal installation

Application

- For water and drinking water supply from boreholes and rainwater storage tanks
- Process water supply
- For municipal water supply, sprinkling and irrigation
- Pressure boosting
- Lowering the water level
- For pumping water in industrial applications
- For pumping water without long-fibre and abrasive constituents

Scope of delivery

- Hydraulics and motor ready assembled
- 4/5/10 m connecting cable approved for drinking water (cross-section: 4x2.5 mm² or 4x4 mm²)
- Installation and operating instructions

Options

- Hydraulics in stainless steel 1.4401
- Stainless steel motor in 1.4401, 1.4408 or 1.4571
- 60 Hz version

Special features/product advantages

- Long service life thanks to corrosion-resistant stainless steel, optionally in V4A quality
- ACS certified for domestic hot water applications
- A high degree of flexibility thanks to versions in the 4, 6, 8 and 10-inch area
- High range of performance from 1 to 250 m³/h

- Star-delta starting
- Rewindable motor
- Rewindable motor with drinking water filling
- Configured units for special versions

Notice

Submersible pumps in other versions **on request.**

Costs for commissioning and function check on request.

Please note the motor versions:

- Standard 6" and SD motor with housing end parts of cast iron.
- Standard 4" housing parts completely of stainless steel.

= ready for delivery, L = supply availability, C = approx. 2 weeks, K = approx. 4 weeks, A = on request, = please contact Wilo
Subject to change – all prices do not include VAT. Our General Terms of Delivery and Service apply (see www.wilo.com/legal) – valid from 01/01/2019 in Germany.

Price group: PG6

Ordering information

Sub TWI 6	Mains connection	Motor diameter	Rated power	Connection	Minimum efficiency index (MEI)	Art. no.			Item no. for jacket pipe cooling (vertical)	Item no. for jacket pipe cooling (horizontal)
Type		Ø in	P_2 kW					EUR		
6.18-01-CI	3~400 V, 50 Hz	6	0.55	Rp 2½	0.4	6079282	K	**897.–**	6041871	6042336
6.18-02-CI	3~400 V, 50 Hz	6	1.50	Rp 2½	0.4	6079283	L	**1 085.–**	6041873	6042338
6.18-04-CI	3~400 V, 50 Hz	6	2.20	Rp 2½	0.4	6079284	L	**1 342.–**	6041873	6042338
6.18-05-CI	3~400 V, 50 Hz	6	3.00	Rp 2½	0.4	6079285	L	**1 609.–**	6041873	6042338
6.18-06-CI	3~400 V, 50 Hz	6	3.00	Rp 2½	0.4	6079286	L	**1 802.–**	6041873	6042338
6.18-07-C	3~400 V, 50 Hz	6	3.70	Rp 2½	0.4	6075205	L	**2 138.–**	6041894	6042357
6.18-10-C	3~400 V, 50 Hz	6	5.50	Rp 2½	0.4	6075206	L	**2 657.–**	6041890	6042353
6.18-13-C	3~400 V, 50 Hz	6	7.50	Rp 2½	0.4	6075207	L	**3 779.–**	6041891	6042354
6.18-17-C	3~400 V, 50 Hz	6	9.30	Rp 2½	0.4	6075208	L	**4 026.–**	6041891	6042354
6.18-20-C	3~400 V, 50 Hz	6	11.00	Rp 2½	0.4	6075209	K	**4 357.–**	6041891	6042354
6.18-20-C-SD	3~400 V, 50 Hz	6	11.00	Rp 2½	0.4	6075210	K	**4 614.–**	6041891	6042354
6.18-22-C	3~400 V, 50 Hz	6	15.00	Rp 2½	0.4	6075211	K	**4 162.–**	6041891	6042354
6.18-22-C-SD	3~400 V, 50 Hz	6	15.00	Rp 2½	0.4	6075212	K	**4 856.–**	6041891	6042354
6.18-24-C	3~400 V, 50 Hz	6	–	Rp 2½	0.4	6075213	K	**5 016.–**	6041891	6042354
6.18-24-C-SD	3~400 V, 50 Hz	6	15.00	Rp 2½	0.4	6075214	K	**5 369.–**	6041891	6042354
6.18-27-C	3~400 V, 50 Hz	6	15.00	Rp 2½	0.4	6075215	K	**4 502.–**	6041891	6042354
6.18-27-C-SD	3~400 V, 50 Hz	6	15.00	Rp 2½	0.4	6075216	K	**5 717.–**	6041891	6042354
6.18-29-C	3~400 V, 50 Hz	6	18.50	Rp 2½	0.4	6075217	A	**5 852.–**	6041883	6042347
6.18-29-C-SD	3~400 V, 50 Hz	6	18.50	Rp 2½	0.4	6075218	A	**6 211.–**	6041883	6042347
6.18-31-C	3~400 V, 50 Hz	6	18.50	Rp 2½	0.4	6075219	A	**4 984.–**	6041883	6042347
6.18-31-C-SD	3~400 V, 50 Hz	6	18.50	Rp 2½	0.4	6075220	A	**6 289.–**	6041883	6042347
6.18-33-C	3~400 V, 50 Hz	6	18.50	Rp 2½	0.4	6075221	A	**6 103.–**	6041883	6042347
6.18-33-C-SD	3~400 V, 50 Hz	6	18.50	Rp 2½	0.4	6075222	A	**6 464.–**	6041883	6042347
6.18-36-C	3~400 V, 50 Hz	6	22.00	Rp 2½	0.4	6075223	A	**6 489.–**	6041886	6042349
6.18-36-C-SD	3~400 V, 50 Hz	6	22.00	Rp 2½	0.4	6075224	A	**6 797.–**	6041886	6042349
6.18-38-C	3~400 V, 50 Hz	6	22.00	Rp 2½	0.4	6075225	A	**6 883.–**	6041886	6042349
6.18-38-C-SD	3~400 V, 50 Hz	6	22.00	Rp 2½	0.4	6075226	A	**7 127.–**	6041886	6042349
6.18-40-C	3~400 V, 50 Hz	6	22.00	Rp 2½	0.4	6075227	A	**7 274.–**	6041886	6042349
6.18-40-C-SD	3~400 V, 50 Hz	6	22.00	Rp 2½	0.4	6075228	A	**7 539.–**	6041886	6042349
6.30-02-CI	3~400 V, 50 Hz	6	2.20	Rp 3	0.4	6079287	L	**1 279.–**	6041873	6042338
6.30-03-CI	3~400 V, 50 Hz	6	3.00	Rp 3	0.4	6079288	L	**1 514.–**	6041873	6042338
6.30-04-C	3~400 V, 50 Hz	6	3.70	Rp 3	0.4	6075231	L	**1 949.–**	6041894	6042357
6.30-06-C	3~400 V, 50 Hz	6	5.50	Rp 3	0.4	6075232	L	**2 518.–**	6041890	6042353
6.30-08-C	3~400 V, 50 Hz	6	7.50	Rp 3	0.4	6075233	L	**2 797.–**	6041891	6042354
6.30-11-C	3~400 V, 50 Hz	6	11.00	Rp 3	0.4	6075234	L	**3 815.–**	6041891	6042354
6.30-11-C-SD	3~400 V, 50 Hz	6	11.00	Rp 3	0.4	6075235	K	**4 081.–**	6041891	6042354
6.30-13-C	3~400 V, 50 Hz	6	15.00	Rp 3	0.4	6075236	L	**3 941.–**	6041883	6042347
6.30-13-C-SD	3~400 V, 50 Hz	6	15.00	Rp 3	0.4	6075237	K	**4 227.–**	6041883	6042347
6.30-15-C	3~400 V, 50 Hz	6	15.00	Rp 3	0.4	6075238	L	**4 808.–**	6041883	6042347
6.30-15-C-SD	3~400 V, 50 Hz	6	15.00	Rp 3	0.4	6075239	K	**4 974.–**	6041883	6042347
6.30-17-C	3~400 V, 50 Hz	6	15.00	Rp 3	0.4	6075240	L	**4 939.–**	6041883	6042347
6.30-17-C-SD	3~400 V, 50 Hz	6	15.00	Rp 3	0.4	6075241	K	**5 254.–**	6041883	6042347

= ready for delivery, L = supply availability, C = approx. 2 weeks, K = approx. 4 weeks, A = on request, = please contact Wilo
Subject to change – all prices do not include VAT. Our General Terms of Delivery and Service apply (see www.wilo.com/legal) – valid from 01/01/2019 in Germany.

Price group: PG6

Ordering information

Sub TWI 6	Mains connection	Motor diameter	Rated power	Connection	Minimum efficiency index (MEI)	Art. no.			Item no. for jacket pipe cooling (vertical)	Item no. for jacket pipe cooling (horizontal)
Type		Ø in	P_2 kW					EUR		
6.30-19-C	3~400 V, 50 Hz	6	18.50	Rp 3	0.4	6075242	K	**5 489.–**	6041886	6042349
6.30-19-C-SD	3~400 V, 50 Hz	6	18.50	Rp 3	0.4	6075243	K	**5 897.–**	6041886	6042349
6.30-21-C	3~400 V, 50 Hz	6	18.50	Rp 3	0.4	6075244	K	**5 746.–**	6041886	6042349
6.30-21-C-SD	3~400 V, 50 Hz	6	18.50	Rp 3	0.4	6075245	K	**6 159.–**	6041886	6042349
6.30-24-C	3~400 V, 50 Hz	6	22.00	Rp 3	0.4	6075246	K	**6 445.–**	6041886	6042349
6.30-24-C-SD	3~400 V, 50 Hz	6	22.00	Rp 3	0.4	6075247	K	**7 053.–**	6041886	6042349
6.30-26-C	3~400 V, 50 Hz	6	30.00	Rp 3	0.4	6075248	K	**6 692.–**	6041875	6042339
6.30-26-C-SD	3~400 V, 50 Hz	6	30.00	Rp 3	0.4	6075249	K	**7 305.–**	6041875	6042339
6.30-29-C	3~400 V, 50 Hz	6	30.00	Rp 3	0.4	6075250	K	**7 791.–**	6041875	6042339
6.30-29-C-SD	3~400 V, 50 Hz	6	30.00	Rp 3	0.4	6075251	K	**8 476.–**	6041875	6042339
6.30-32-C	3~400 V, 50 Hz	6	30.00	Rp 3	0.4	6075252	K	**8 147.–**	6041875	6042339
6.30-32-C-SD	3~400 V, 50 Hz	6	30.00	Rp 3	0.4	6075253	K	**8 874.–**	6041875	6042339
6.30-35-C	3~400 V, 50 Hz	6	30.00	Rp 3	0.4	6075254	K	**8 502.–**	6041875	6042339
6.30-35-C-SD	3~400 V, 50 Hz	6	30.00	Rp 3	0.4	6075255	K	**9 168.–**	6041875	6042339
6.50-02-CI	3~400 V, 50 Hz	6	3.00	Rp 3	0.4	6079289	L	**1 863.–**	6041873	6042338
6.50-03-C	3~400 V, 50 Hz	6	5.50	Rp 3	0.4	6075257	L	**2 112.–**	6041892	6042355
6.50-05-C	3~400 V, 50 Hz	6	7.50	Rp 3	0.4	6075258	L	**2 816.–**	6041879	6042343
6.50-07-C	3~400 V, 50 Hz	6	11.00	Rp 3	0.4	6075259	L	**3 611.–**	6041879	6042343
6.50-07-C-SD	3~400 V, 50 Hz	6	11.00	Rp 3	0.4	6075260	K	**4 214.–**	6041879	6042343
6.50-10-C	3~400 V, 50 Hz	6	15.00	Rp 3	0.4	6075261	L	**4 999.–**	6041884	6042348
6.50-10-C-SD	3~400 V, 50 Hz	6	15.00	Rp 3	0.4	6075262	K	**5 352.–**	6041884	6042348
6.50-12-C	3~400 V, 50 Hz	6	18.50	Rp 3	0.4	6075263	L	**5 755.–**	6041887	6042350
6.50-12-C-SD	3~400 V, 50 Hz	6	18.50	Rp 3	0.4	6075264	K	**6 162.–**	6041887	6042350
6.50-15-C	3~400 V, 50 Hz	6	22.00	Rp 3	0.4	6075265	L	**6 728.–**	6041887	6042350
6.50-15-C-SD	3~400 V, 50 Hz	6	22.00	Rp 3	0.4	6075266	K	**7 204.–**	6041887	6042350
6.50-17-C	3~400 V, 50 Hz	6	30.00	Rp 3	0.4	6075267	K	**7 510.–**	6041876	6042340
6.50-17-C-SD	3~400 V, 50 Hz	6	30.00	Rp 3	0.4	6075268	K	**8 044.–**	6041876	6042340
6.50-19-C	3~400 V, 50 Hz	6	30.00	Rp 3	0.4	6075269	K	**8 212.–**	6041876	6042340
6.50-19-C-SD	3~400 V, 50 Hz	6	30.00	Rp 3	0.4	6075270	K	**8 799.–**	6041876	6042340
6.50-22-C	3~400 V, 50 Hz	6	37.00	Rp 3	0.4	6075271	K	**9 044.–**	6041878	6042342
6.50-22-C-SD	3~400 V, 50 Hz	6	37.00	Rp 3	0.4	6075272	K	**9 431.–**	6041878	6042342
6.50-24-C	3~400 V, 50 Hz	6	37.00	Rp 3	0.4	6075273	K	**9 647.–**	6041878	6042342
6.50-24-C-SD	3~400 V, 50 Hz	6	37.00	Rp 3	0.4	6075274	K	**10 144.–**	6041878	6042342
6.60-02-C	3~400 V, 50 Hz	6	3.70	Rp 3	0.4	6075275	L	**2 134.–**	6041896	6042359
6.60-03-C	3~400 V, 50 Hz	6	5.50	Rp 3	0.4	6075276	L	**2 639.–**	6041892	6042355
6.60-04-C	3~400 V, 50 Hz	6	7.50	Rp 3	0.4	6075277	L	**3 249.–**	6041879	6042343
6.60-06-C	3~400 V, 50 Hz	6	11.00	Rp 3	0.4	6075278	L	**3 771.–**	6041879	6042343
6.60-06-C-SD	3~400 V, 50 Hz	6	11.00	Rp 3	0.4	6075279	K	**4 392.–**	6041879	6042343
6.60-08-C	3~400 V, 50 Hz	6	15.00	Rp 3	0.4	6075280	L	**4 079.–**	6041884	6042348
6.60-08-C-SD	3~400 V, 50 Hz	6	15.00	Rp 3	0.4	6075281	K	**4 746.–**	6041884	6042348
6.60-10-C	3~400 V, 50 Hz	6	18.50	Rp 3	0.4	6075282	L	**4 843.–**	6041887	6042350
6.60-10-C-SD	3~400 V, 50 Hz	6	18.50	Rp 3	0.4	6075283	K	**4 735.–**	6041887	6042350
6.60-12-C	3~400 V, 50 Hz	6	22.00	Rp 3	0.4	6075284	L	**5 642.–**	6041887	6042350
6.60-12-C-SD	3~400 V, 50 Hz	6	22.00	Rp 3	0.4	6075285	K	**6 040.–**	6041887	6042350

= ready for delivery, L = supply availability, C = approx. 2 weeks, K = approx. 4 weeks, A = on request, = please contact Wilo
Subject to change – all prices do not include VAT. Our General Terms of Delivery and Service apply (see www.wilo.com/legal) – valid from 01/01/2019 in Germany.

Price group: PG6

Ordering information

Sub TWI 6	Mains connection	Motor diameter	Rated power	Connection	Minimum efficiency index (MEI)	Art. no.			Item no. for jacket pipe cooling (vertical)	Item no. for jacket pipe cooling (horizontal)
Type		Ø in	P_2 kW					EUR		
6.60-14-C	3~400 V, 50 Hz	6	30.00	Rp 3	0.4	6075286	K	**6 324.–**	6041876	6042340
6.60-14-C-SD	3~400 V, 50 Hz	6	30.00	Rp 3	0.4	6075287	K	**6 773.–**	6041876	6042340
6.60-16-C	3~400 V, 50 Hz	6	30.00	Rp 3	0.4	6075288	K	**7 120.–**	6041876	6042340
6.60-16-C-SD	3~400 V, 50 Hz	6	30.00	Rp 3	0.4	6075289	K	**7 624.–**	6041876	6042340
6.60-18-C	3~400 V, 50 Hz	6	30.00	Rp 3	0.4	6075290	K	**7 729.–**	6041876	6042340
6.60-18-C-SD	3~400 V, 50 Hz	6	30.00	Rp 3	0.4	6075291	K	**8 433.–**	6041876	6042340
6.60-20-C	3~400 V, 50 Hz	6	37.00	Rp 3	0.4	6075292	K	**8 356.–**	6041878	6042342
6.60-20-C-SD	3~400 V, 50 Hz	6	37.00	Rp 3	0.4	6075293	K	**9 231.–**	6041878	6042342

Cooling jacket pipe

Art. no.	Description		Price group	
				EUR
6041871	Cooling jacket pipe for 6" submersible-motor pumps.	K	PG14	**406.–**
6041873	Cooling jacket pipe for 6" submersible-motor pumps.	A	PG14	**423.–**
6041875	Cooling jacket pipe for 6" submersible-motor pumps.	C	PG14	**734.–**
6041876	Cooling jacket pipe for 6" submersible-motor pumps.	C	PG14	**734.–**
6041878	Cooling jacket pipe for 6" submersible-motor pumps.	C	PG14	**756.–**
6041879	Cooling jacket pipe for 6" submersible-motor pumps.	C	PG14	**439.–**
6041883	Cooling jacket pipe for 6" submersible-motor pumps.	C	PG14	**455.–**
6041884	Cooling jacket pipe for 6" submersible-motor pumps.	C	PG14	**455.–**
6041886	Cooling jacket pipe for 6" submersible-motor pumps.	C	PG14	**455.–**
6041887	Cooling jacket pipe for 6" submersible-motor pumps.	C	PG14	**358.–**
6041890	Cooling jacket pipe for 6" submersible-motor pumps.	C	PG14	**439.–**
6041891	Cooling jacket pipe for 6" submersible-motor pumps.	C	PG14	**439.–**
6041892	Cooling jacket pipe for 6" submersible-motor pumps.	C	PG14	**439.–**
6041894	Cooling jacket pipe for 6" submersible-motor pumps.	C	PG14	**432.–**
6041896	Cooling jacket pipe for 6" submersible-motor pumps.	C	PG14	**432.–**
6042336	Cooling jacket pipe for 6" submersible-motor pumps.	K	PG14	**965.–**
6042338	Cooling jacket pipe for 6" submersible-motor pumps.	A	PG14	**974.–**
6042339	Cooling jacket pipe for 6" submersible-motor pumps.	C	PG14	**1 318.–**
6042340	Cooling jacket pipe for 6" submersible-motor pumps.	C	PG14	**1 318.–**
6042342	Cooling jacket pipe for 6" submersible-motor pumps.	C	PG14	**1 318.–**
6042343	Cooling jacket pipe for 6" submersible-motor pumps.	C	PG14	**1 001.–**
6042347	Cooling jacket pipe for 6" submersible-motor pumps.	C	PG14	**1 001.–**
6042348	Cooling jacket pipe for 6" submersible-motor pumps.	C	PG14	**1 001.–**
6042349	Cooling jacket pipe for 6" submersible-motor pumps.	C	PG14	**1 001.–**
6042350	Cooling jacket pipe for 6" submersible-motor pumps.	C	PG14	**1 001.–**
6042353	Cooling jacket pipe for 6" submersible-motor pumps.	C	PG14	**1 001.–**
6042354	Cooling jacket pipe for 6" submersible-motor pumps.	C	PG14	**1 001.–**
6042355	Cooling jacket pipe for 6" submersible-motor pumps.	C	PG14	**1 001.–**
6042357	Cooling jacket pipe for 6" submersible-motor pumps.	L	PG14	**974.–**
6042359	Cooling jacket pipe for 6" submersible-motor pumps.	C	PG14	**974.–**

= ready for delivery, L = supply availability, C = approx. 2 weeks, K = approx. 4 weeks, A = on request, = please contact Wilo
Subject to change – all prices do not include VAT. Our General Terms of Delivery and Service apply (see www.wilo.com/legal) – valid from 01/01/2019 in Germany.



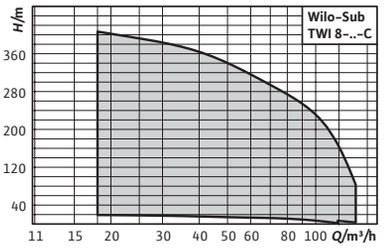

Accessories	Page
Accessories	430

Wilo-Sub TWI 8

Design type
Multistage 8" submersible pump in tie strap version for vertical or horizontal installation

Application
- For water and drinking water supply from boreholes and rainwater storage
- Process water supply
- For municipal water supply, sprinkling and irrigation
- Pressure boosting
- Lowering of the water level
- For pumping water in industrial applications
- For pumping water without long-fibre and abrasive constituents

Scope of delivery
- Hydraulics and motor ready assembled
- 4/8/10 m connection cable approved for drinking water (cross-section: 4x2.5 mm² or 4x4 mm² or single conductor)
- Installation and operating instructions

Options
- Hydraulics in stainless steel 1.4401
- Motor in stainless steel 1.4401, 1.4571 or G-CuSn10
- 60 Hz version
- Star-delta starting
- Rewindable motor
- Rewindable motor with drinking water filling
- Configured units for special versions

Special features/product advantages
- Long service life thanks to corrosion-resistant stainless steel, optionally available in V4A quality
- ACS certified for drinking water applications
- A high degree of flexibility thanks to versions in the 4, 6, 8 and 10-inch area
- High range of performance from 1 to 250 m³/h

Notice
Submersible pumps in other versions **on request.**

Costs for commissioning and function check on request.

Please note the motor versions:
- All body end parts made of cast iron

Price group: PG6

Ordering information

Sub TWI 8	Mains connection	Motor diameter	Rated power	Connection	Art. no.			Item no. for jacket pipe cooling (vertical)	Item no. for jacket pipe cooling (horizontal)
Type		Ø in	P_2 kW			🚚	EUR		
8.80-01-C	3~400 V, 50 Hz	8	4.00	Rp 5	6075400	A	**3 107.–**	6043167	6043231
8.80-02-C-SD	3~400 V, 50 Hz	8	7.50	Rp 5	6075401	A	**3 838.–**	6043124	6043199
8.80-03-C-SD	3~400 V, 50 Hz	8	11.00	Rp 5	6075402	A	**4 355.–**	6043124	6043199
8.80-04-C-SD	3~400 V, 50 Hz	8	15.00	Rp 5	6075403	A	**4 628.–**	6043191	6043242
8.80-05-C-SD	3~400 V, 50 Hz	8	18.50	Rp 5	6075404	A	**5 171.–**	6043191	6043242
8.80-06-C-SD	3~400 V, 50 Hz	8	22.00	Rp 5	6075405	A	**6 151.–**	6043191	6043242
8.80-07-C-SD	3~400 V, 50 Hz	8	30.00	Rp 5	6075406	A	**7 210.–**	6043141	6043212
8.80-08-C-SD	3~400 V, 50 Hz	8	30.00	Rp 5	6075407	A	**7 467.–**	6043141	6043212
8.80-09-C-SD	3~400 V, 50 Hz	8	30.00	Rp 5	6075408	A	**7 814.–**	6043141	6043212
8.80-10-C-SD	3~400 V, 50 Hz	8	37.00	Rp 5	6075409	A	**9 246.–**	6043171	6043235
8.80-11-C-SD	3~400 V, 50 Hz	8	45.00	Rp 5	6075410	A	**10 613.–**	6043184	6043239
8.80-12-C-SD	3~400 V, 50 Hz	8	55.00	Rp 5	6075411	A	**13 521.–**	6043156	–
8.80-15-C-SD	3~400 V, 50 Hz	8	75.00	Rp 5	6075412	A	**16 863.–**	6043180	–
8.80-16-C-SD	3~400 V, 50 Hz	8	75.00	Rp 5	6075413	A	**17 085.–**	6043180	–
8.80-18-C-SD	3~400 V, 50 Hz	8	75.00	Rp 5	6075414	A	**17 852.–**	6043180	–
8.80-20-C-SD	3~400 V, 50 Hz	8	75.00	Rp 5	6075415	A	**18 177.–**	6043180	–
8.90-01-C-SD	3~400 V, 50 Hz	8	5.50	Rp 5	6075416	A	**3 330.–**	6043124	6043199
8.90-02-C-SD	3~400 V, 50 Hz	8	9.30	Rp 5	6075417	A	**3 768.–**	6043124	6043199
8.90-03-C-SD	3~400 V, 50 Hz	8	15.00	Rp 5	6075418	A	**4 480.–**	6043191	6043242
8.90-04-C-SD	3~400 V, 50 Hz	8	18.50	Rp 5	6075419	A	**5 052.–**	6043191	6043242
8.90-05-C-SD	3~400 V, 50 Hz	8	22.00	Rp 5	6075420	A	**5 944.–**	6043191	6043242
8.90-06-C-SD	3~400 V, 50 Hz	8	30.00	Rp 5	6075421	A	**7 144.–**	6043141	6043212
8.90-07-C-SD	3~400 V, 50 Hz	8	37.00	Rp 5	6075422	A	**8 612.–**	6043171	6043235
8.90-08-C-SD	3~400 V, 50 Hz	8	37.00	Rp 5	6075423	A	**8 981.–**	6043171	6043235
8.90-09-C-SD	3~400 V, 50 Hz	8	45.00	Rp 5	6075424	A	**10 272.–**	6043184	6043239
8.90-10-C-SD	3~400 V, 50 Hz	8	55.00	Rp 5	6075425	A	**13 025.–**	6043156	–
8.90-11-C-SD	3~400 V, 50 Hz	8	55.00	Rp 5	6075426	A	**13 460.–**	6043156	–
8.90-12-C-SD	3~400 V, 50 Hz	8	55.00	Rp 5	6075427	A	**13 645.–**	6043156	–
8.90-13-C-SD	3~400 V, 50 Hz	8	75.00	Rp 5	6075428	A	**16 402.–**	6043180	–
8.90-14-C-SD	3~400 V, 50 Hz	8	75.00	Rp 5	6075429	A	**17 003.–**	6043180	–
8.90-15-C-SD	3~400 V, 50 Hz	8	75.00	Rp 5	6075430	A	**17 168.–**	6043180	–
8.90-17-C-SD	3~400 V, 50 Hz	8	93.00	Rp 5	6075431	A	**20 501.–**	6043188	6043253
8.90-18-C-SD	3~400 V, 50 Hz	8	93.00	Rp 5	6075432	A	**20 854.–**	6043188	6043253
8.90-20-C-SD	3~400 V, 50 Hz	8	93.00	Rp 5	6075433	A	**21 352.–**	6043188	6043253

🚚 = ready for delivery, L = supply availability, C = approx. 2 weeks, K = approx. 4 weeks, A = on request, 📞 = please contact Wilo
Subject to change – all prices do not include VAT. Our General Terms of Delivery and Service apply (see www.wilo.com/legal) – valid from 01/01/2019 in Germany.

Cooling jacket pipe				
Art. no.	Description		Price group	
				EUR
4064430	Cooling jacket pipe for 4" submersible-motor pumps.	L	PG14	**278.–**
4064431	Cooling jacket pipe for 4" submersible-motor pumps.	L	PG14	**302.–**
4064432	Cooling jacket pipe for 4" submersible-motor pumps.	L	PG14	**336.–**
6037936	Cooling jacket pipe for 4" submersible-motor pumps.	C	PG14	**558.–**
6037937	Cooling jacket pipe for 4" submersible-motor pumps.	C	PG14	**518.–**
6038901	Cooling jacket pipe for 4" submersible-motor pumps.	C	PG14	**550.–**
6038903	Cooling jacket pipe for 4" submersible-motor pumps.	C	PG14	**607.–**
6038904	Cooling jacket pipe for 4" submersible-motor pumps.	C	PG14	**672.–**

= ready for delivery, L = supply availability, C = approx. 2 weeks, K = approx. 4 weeks, A = on request, = please contact Wilo
Subject to change – all prices do not include VAT. Our General Terms of Delivery and Service apply (see www.wilo.com/legal) – valid from 01/01/2019 in Germany.



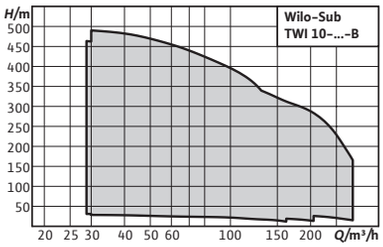

Accessories	Page
Accessories	430

Wilo-Sub TWI 10

Design type
Multistage 10" submersible pump in tie strap version for vertical or horizontal installation

Application
- For water and drinking water supply from boreholes and rainwater storage
- Process water supply
- For municipal water supply, sprinkling and irrigation
- Pressure boosting
- Lowering of the water level
- For pumping water in industrial applications
- For pumping water without long-fibre and abrasive constituents

Scope of delivery
- Hydraulics + motor completely assembled
- Connection cable approved for drinking water, cable cross-section and length per standard design or per customer request
- Installation and operating instructions

Options
- Hydraulics in stainless steel 1.4401
- Motor in stainless steel 1.4401, 1.4571 or G-CuSn10
- 60 Hz version
- Star-delta starting

Special features/product advantages
- Energy-efficient, optimised hydraulics with efficiency of up to 80 %
- Long service life thanks to corrosion-resistant stainless steel, optionally in V4A quality
- ACS certified for drinking water applications
- High range of performance from 1 to 250 m³/h
- A high degree of flexibility thanks to versions in the 4, 6, 8 and 10-inch area

- Rewindable motor
- Rewindable motor with drinking water filling as special version

Notice
Submersible pumps in other versions **on request.**

Costs for commissioning and function check on request.

Ordering onformation

Type	Art no.		
		🚚	EUR
TWI 010...	all types on request	A	📞

🚚 = ready for delivery, L = supply availability, C = approx. 2 weeks, K = approx. 4 weeks, A = on request, 📞 = please contact Wilo
Subject to change – all prices do not include VAT. Our General Terms of Delivery and Service apply (see www.wilo.com/legal) – valid from 01/01/2019 in Germany.



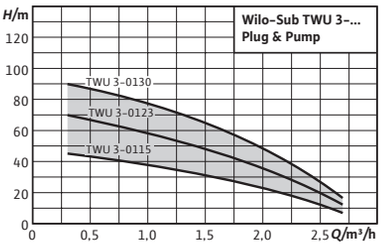

Accessories	Page
Accessories	430

Wilo-Sub TWU 3 Plug & Pump

Design type
Water-supply unit with submersible-motor pump, control and complete accessories.

Application
Water-supply unit for
- → Water supply from boreholes, wells and rainwater storage
- → Domestic water supply, sprinkling and irrigation
- → For pumping water without long-fibre and abrasive constituents

Scope of delivery
Wilo Plug & Pump Sub-I package for garden irrigation of private greenery in the domestic sector:
- → Fully mounted
- → 30 m connection cable approved for drinking water (cross-section: 4x1.5 mm²)
- → Switchbox with capacitor, thermal motor protection and On/Off switch
- → Wilo-HiControl 1 (FC); automatic flow monitor and pressure controller with integrated dry-running protection
- → 30 m guy cable
- → Installation and operating instructions

Wilo Plug & Pump Sub-II package for self-sufficient water supply in single-family and multi-family houses:
- → Fully mounted
- → 30 m connection cable approved for drinking water (cross-section: 4x1.5 mm²)
- → Switchbox with capacitor, thermal motor protection and On/Off switch

Special features/product advantages
- → Easy installation due to preinstalled and pre-wired components
- → Parts that come in contact with fluids are corrosion-free
- → Integrated non-return valve

- → Wilo pressure switching 0 – 10 bar, including 18 l diaphragm expansion tank, manometer, shut-off device and pressure switch
- → 30 m guy cable
- → Installation and operating instructions

Options
- → Motor versions for 3~230 V, 50 Hz; 1~230 V, 60 Hz; 3~380 V, 60 Hz

Notice
Wilo-Sub-I sprinkler package for garden watering (FC)
incl. HiControl. Ready-to-plug with 30 m connection cable wired. 30 m safety rope, small parts for hydraulic connection, cable ties and cable terminals.

Wilo-Sub-II sprinkler package for self-sufficient water supply (DS)
including pressure switching. Ready-to-plug with 30 m connection cable wired. 18 l diaphragm pressure vessel, PN 16, 30 m safety rope, small parts for hydraulic connection, cable ties and cable terminals.

Costs for commissioning and function check on request.

Price group: PG5

Ordering information

Sub TWU 3 Plug & Pump	Motor diameter	Rated power	Connection	Mains connection	Art. no.		
Type	Ø in	P_2 kW					EUR
3-0115-Plug&Pump/FC	3	0.37	Rp 1	1~230 V, 50 Hz	4091647	L	**1 247.–**
3-0123-Plug&Pump/FC	3	0.55	Rp 1	1~230 V, 50 Hz	4091649	L	**1 307.–**
3-0130-Plug&Pump/FC	3	0.75	Rp 1	1~230 V, 50 Hz	4091650	L	**1 431.–**

Price group: PG5

Ordering information

Sub TWU 3 Plug & Pump	Motor diameter	Rated power	Connection	Mains connection	Art. no.		
Type	Ø in	P_2 kW					EUR
3-0115-Plug&Pump/DS	3	0.37	Rp 1	1~230 V, 50 Hz	4091654	C	**1 257.–**
3-0123-Plug&Pump/DS	3	0.55	Rp 1	1~230 V, 50 Hz	4091655	L	**1 344.–**
3-0130-Plug&Pump/DS	3	0.75	Rp 1	1~230 V, 50 Hz	4091656	C	**1 464.–**

= ready for delivery, L = supply availability, C = approx. 2 weeks, K = approx. 4 weeks, A = on request, = please contact Wilo
Subject to change – all prices do not include VAT. Our General Terms of Delivery and Service apply (see www.wilo.com/legal) – valid from 01/01/2019 in Germany.



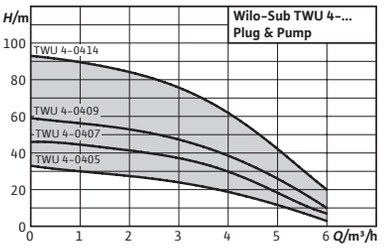

Accessories	Page
Accessories	430

Wilo-Sub TWU 4 Plug & Pump

Design type
Water-supply unit with submersible-motor pump, control and complete accessories.

Application
Water-supply unit for self-sufficient water supply in the domestic sector
- → Washing machines
- → Garden sprinkling
- → Transferring by pumping and filling
- → Taps for process water

Scope of delivery
Wilo Plug & Pump Sub-I package for garden irrigation of private greenery in the domestic sector:
- → Fully mounted
- → 30 m connection cable approved for drinking water (cross-section: 4x1.5 mm²)
- → Switchbox with capacitor, thermal motor protection and On/Off switch
- → Wilo-HiControl 1 (FC); automatic flow monitor and pressure controller with integrated dry-running protection
- → 30 m guy cable
- → Assembly parts: 2x screwed clamp ring connections, R 1¼ to R 1 reducer, 8x cable binders
- → Installation and operating instructions

Special features/product advantages
- → Easy installation due to preinstalled and pre-wired components
- → Parts that come in contact with fluids are corrosion-free
- → Integrated non-return valve
- → Low-wearing due to floating impellers

Wilo Plug & Pump Sub-II package for self-sufficient water supply in single-family and multi-family houses:
- → Fully mounted
- → 30 m connection cable approved for drinking water (cross-section: 4x1.5 mm²)
- → Switchbox with capacitor, thermal motor protection and On/Off switch
- → Wilo pressure switching 0 – 10 bar, including 18 l diaphragm expansion tank, manometer, shut-off device and pressure switch
- → 30 m guy cable
- → Assembly parts: T-iron, R 1¼ to R 1 reducer, 8x cable binders
- → Installation and operating instructions

Notice
Costs for commissioning and function check on request.

Price group: PG5

Ordering information

Sub TWU 4 Plug & Pump	Motor diameter	Rated power	Connection	Minimum efficiency index (MEI)	Mains connection	Art. no.		
Type	Ø in	P_2 kW						EUR
4-0405-C-Plug&Pump/FC	4	0.37	Rp 1¼	0.7	1~230 V, 50 Hz	6049385	L	**1 212.–**
4-0407-C-Plug&Pump/FC	4	0.55	Rp 1¼	0.7	1~230 V, 50 Hz	6049386	L	**1 232.–**
4-0409-C-Plug&Pump/FC	4	0.75	Rp 1¼	0.7	1~230 V, 50 Hz	6049387	L	**1 255.–**

Price group: PG5

Ordering information

Sub TWU 4 Plug & Pump	Motor diameter	Rated power	Connection	Minimum efficiency index (MEI)	Mains connection	Art. no.		
Type	Ø in	P_2 kW						EUR
4-0407-C-Plug&Pump/DS	4	0.55	Rp 1¼	0.7	1~230 V, 50 Hz	6049388	L	**1 212.–**
4-0409-C-Plug&Pump/DS	4	0.75	Rp 1¼	0.7	1~230 V, 50 Hz	6049389	L	**1 323.–**
4-0414-C-Plug&Pump/DS	4	1.10	Rp 1¼	0.7	1~230 V, 50 Hz	6049390	L	**1 380.–**

= ready for delivery, L = supply availability, C = approx. 2 weeks, K = approx. 4 weeks, A = on request, = please contact Wilo
Subject to change – all prices do not include VAT. Our General Terms of Delivery and Service apply (see www.wilo.com/legal) – valid from 01/01/2019 in Germany.

Electrical accessories – switchgears

Type	Description		Art. no.		Price group	
						EUR
CC-HVAC System 1 x 2,4A DOL FC WM WP	Completely electronic Wilo-Comfort Controller for connecting pumps for water supply from boreholes and tanks. Scope of delivery: User-oriented menu navigation with multi-language plain text display and/or symbol navigation, storage and display of operating data, display and storage of error messages, conductivity test of transmitter paths, motor protection, status indicator for actuators, extended settings: 3 adjustable setpoints, PID controller. Optional modules for linking to bus systems such as Profibus, CAN bus, Modbus RTU, LON, BACnet and others.	–	2540254	K	PG14	**6 176.–**
CC-HVAC System 1 x 2,4A DOL WM WP		–	2540230	K	PG14	**3 812.–**
CC-HVAC System 1 x 4,0A DOL FC WM WP		–	2540256	K	PG14	**6 255.–**
CC-HVAC System 1 x 4,0A DOL WM WP		–	2540232	K	PG14	**3 812.–**
CC-HVAC System 1 x 6,3A DOL FC WM WP		–	2540258	K	PG14	**6 484.–**
CC-HVAC System 1 x 6,3A DOL WM WP		–	2540234	K	PG14	**3 816.–**
CC-HVAC System 1 x 10,0A DOL FC WM WP		–	2540260	K	PG14	**6 822.–**
CC-HVAC System 1 x 10,0A DOL WM WP		–	2540236	K	PG14	**3 820.–**
CC-HVAC System 1 x 12,0A DOL FC BM WP		–	2540262	K	PG14	**8 041.–**
CC-HVAC System 1 x 12,0A DOL WM WP		–	2540238	K	PG14	**4 069.–**
CC-HVAC System 1 x 13,0A SD FC BM WP		–	2540296	K	PG14	**8 180.–**
CC-HVAC System 1 x 13,0A SD WM WP		–	2540278	K	PG14	**4 879.–**
CC-HVAC System 1 x 16,0A DOL FC BM WP		–	2540264	K	PG14	**8 158.–**
CC-HVAC System 1 x 16,0A DOL WM WP		–	2540240	K	PG14	**4 119.–**
CC-HVAC System 1 x 16,0A SD FC BM WP		–	2536740	K	PG14	**8 420.–**
CC-HVAC System 1 x 16,0A SD WM WP		–	2536738	K	PG14	**4 935.–**
CC-HVAC System 1 x 19,0A SD FC BM WP		–	2540298	K	PG14	**8 986.–**
CC-HVAC System 1 x 19,0A SD WM WP		–	2540280	K	PG14	**4 969.–**
CC-HVAC System 1 x 20,0A DOL FC BM WP		–	2540266	K	PG14	**10 149.–**
CC-HVAC System 1 x 20,0A DOL WM WP		–	2540242	K	PG14	**4 306.–**
CC-HVAC System 1 x 24,0A DOL FC BM WP		–	2540268	K	PG14	**10 214.–**
CC-HVAC System 1 x 24,0A DOL WM WP		–	2540244	K	PG14	**4 548.–**
CC-HVAC System 1 x 24,0A SD FC BM WP		–	2540300	K	PG14	**10 377.–**
CC-HVAC System 1 x 24,0A SD WM WP		–	2540282	K	PG14	**5 824.–**
CC-HVAC System 1 x 32,0A DOL FC BM WP		–	2540270	K	PG14	**11 070.–**
CC-HVAC System 1 x 32,0A DOL WM WP		–	2540246	K	PG14	**4 548.–**
CC-HVAC System 1 x 32,0A SD FC BM WP		–	2540302	K	PG14	**11 218.–**
CC-HVAC System 1 x 32,0A SD WM WP		–	2540284	K	PG14	**6 112.–**
CC-HVAC System 1 x 37,5A SD FC BM WP		–	2540304	K	PG14	**12 737.–**
CC-HVAC System 1 x 37,5A SD WM WP		–	2540286	K	PG14	**6 332.–**
CC-HVAC System 1 x 37,0A DOL FC BM WP		–	2540272	K	PG14	**12 265.–**
CC-HVAC System 1 x 37,0A DOL WM WP		–	2540248	K	PG14	**4 930.–**
CC-HVAC System 1 x 43,0A SD FC BM WP		–	2540306	K	PG14	**12 728.–**
CC-HVAC System 1 x 43,0A SD WM WP		–	2540288	K	PG14	**6 447.–**
CC-HVAC System 1 x 44,0A DOL FC BM WP		–	2540274	K	PG14	**13 394.–**
CC-HVAC System 1 x 44,0A DOL WM WP		–	2540250	K	PG14	**4 987.–**
CC-HVAC System 1 x 49,0A SD FC BM WP		–	2540308	K	PG14	**14 628.–**
CC-HVAC System 1 x 49,0A SD WM WP		–	2540290	K	PG14	**6 679.–**
CC-HVAC System 1 x 61,0A DOL FC BM WP		–	2540276	K	PG14	**14 509.–**
CC-HVAC System 1 x 61,0A DOL WM WP		–	2540252	K	PG14	**5 637.–**
CC-HVAC System 1 x 61,0A SD FC BM WP		–	2536744	K	PG14	**16 251.–**
CC-HVAC System 1 x 61,0A SD WM WP		–	2536742	K	PG14	**6 964.–**
CC-HVAC System 1 x 72,0A SD FC BM WP		–	2540310	K	PG14	**16 421.–**
CC-HVAC System 1 x 72,0A SD WM WP		–	2540292	K	PG14	**7 124.–**
CC-HVAC System 1 x 89,0A SD FC BM WP		–	2540312	K	PG14	**19 172.–**

= ready for delivery, L = supply availability, C = approx. 2 weeks, K = approx. 4 weeks, A = on request, = please contact Wilo
Subject to change – all prices do not include VAT. Our General Terms of Delivery and Service apply (see www.wilo.com/legal) – valid from 01/01/2019 in Germany.

Electrical accessories – switchgears						
Type	**Description**		**Art. no.**		**Price group**	
						EUR
CC-HVAC System 1 x 89,0A SD WM WP	Completely electronic Wilo-Comfort Controller for connecting pumps for water supply from boreholes and tanks. Scope of delivery: User-oriented menu navigation with multi-language plain text display and/or symbol navigation, storage and display of operating data, display and storage of error messages, conductivity test of transmitter paths, motor protection, status indicator for actuators, extended settings: 3 adjustable setpoints, PID controller. Optional modules for linking to bus systems such as Profibus, CAN bus, Modbus RTU, LON, BACnet and others.	–	2540294	K	PG14	**7 252.–**
CC-HVAC System 1 x 104,0A SD WM WP		–	2536746	K	PG14	**7 993.–**
CC-HVAC System 2 x 2,4A DOL FC WM WP		–	2540255	K	PG14	**6 707.–**
CC-HVAC System 2 x 2,4A DOL WM WP		–	2540231	K	PG14	**4 196.–**
CC-HVAC System 2 x 4,0A DOL FC WM WP		–	2540257	K	PG14	**6 791.–**
CC-HVAC System 2 x 4,0A DOL WM WP		–	2540233	K	PG14	**4 196.–**
CC-HVAC System 2 x 6,3A DOL FC WM WP		–	2540259	K	PG4	**7 019.–**
CC-HVAC System 2 x 6,3A DOL WM WP		–	2540235	K	PG14	**4 158.–**
CC-HVAC System 2 x 10,0A DOL FC WM WP		–	2540261	K	PG14	**7 523.–**
CC-HVAC System 2 x 10,0A DOL WM WP		–	2540237	K	PG14	**4 190.–**
CC-HVAC System 2 x 12,0A DOL FC BM WP		–	2540263	K	PG14	**8 349.–**
CC-HVAC System 2 x 12,0A DOL WM WP		–	2540239	K	PG14	**4 483.–**
CC-HVAC System 2 x 13,0A SD FC BM WP		–	2540297	K	PG14	**8 898.–**
CC-HVAC System 2 x 13,0A SD WM WP		–	2540279	K	PG14	**5 583.–**
CC-HVAC System 2 x 16,0A DOL FC BM WP		–	2540265	K	PG14	**8 743.–**
CC-HVAC System 2 x 16,0A DOL WM WP		–	2540241	K	PG14	**4 530.–**
CC-HVAC System 2 x 16,0A SD FC BM WP		–	2536741	K	PG14	**9 140.–**
CC-HVAC System 2 x 16,0A SD WM WP		–	2536739	K	PG14	**5 643.–**
CC-HVAC System 2 x 19,0A SD FC BM WP		–	2540299	K	PG14	**9 884.–**
CC-HVAC System 2 x 19,0A SD WM WP		–	2540281	K	PG14	**5 677.–**
CC-HVAC System 2 x 20,0A DOL FC BM WP		–	2540267	K	PG14	**10 875.–**
CC-HVAC System 2 x 20,0A DOL WM WP		–	2540243	K	PG14	**4 761.–**
CC-HVAC System 2 x 24,0A DOL FC BM WP		–	2540269	K	PG14	**10 953.–**
CC-HVAC System 2 x 24,0A DOL WM WP		–	2540245	K	PG14	**5 010.–**
CC-HVAC System 2 x 24,0A SD FC BM WP		–	2540301	K	PG14	**11 367.–**
CC-HVAC System 2 x 24,0A SD WM WP		–	2540283	K	PG14	**6 601.–**
CC-HVAC System 2 x 32,0A DOL FC BM WP		–	2540271	K	PG14	**11 947.–**
CC-HVAC System 2 x 32,0A DOL WM WP		–	2540247	K	PG14	**5 311.–**
CC-HVAC System 2 x 32,0A SD FC BM WP		–	2540303	K	PG14	**12 129.–**
CC-HVAC System 2 x 32,0A SD WM WP		–	2540285	K	PG14	**6 989.–**
CC-HVAC System 2 x 37,5A SD FC BM WP		–	2540305	K	PG14	**13 824.–**
CC-HVAC System 2 x 37,5A SD WM WP		–	2540287	K	PG14	**7 326.–**
CC-HVAC System 2 x 37,0A DOL FC BM WP		–	2540273	K	PG14	**14 199.–**
CC-HVAC System 2 x 37,0A DOL WM WP		–	2540249	K	PG14	**5 998.–**
CC-HVAC System 2 x 43,0A SD FC BM WP		–	2540307	K	PG14	**14 453.–**
CC-HVAC System 2 x 43,0A SD WM WP		–	2540289	K	PG3	**7 383.–**
CC-HVAC System 2 x 44,0A DOL FC BM WP		–	2540275	K	PG14	**14 592.–**
CC-HVAC System 2 x 44,0A DOL WM WP		–	2540251	K	PG14	**5 864.–**
CC-HVAC System 2 x 49,0A SD BM WP		–	2540291	K	PG14	**9 654.–**
CC-HVAC System 2 x 49,0A SD FC BM WP		–	2540309	K	PG14	**16 056.–**
CC-HVAC System 2 x 61,0A DOL FC BM WP		–	2540277	K	PG14	**15 602.–**
CC-HVAC System 2 x 61,0A DOL WM WP		–	2540253	K	PG14	**6 474.–**
CC-HVAC System 2 x 61,0A SD BM WP		–	2536743	K	PG14	**9 656.–**
CC-HVAC System 2 x 61,0A SD FC BM WP		–	2536745	K	PG14	**18 258.–**
CC-HVAC System 2 x 72,0A SD BM WP		–	2540293	K	PG14	**10 322.–**

= ready for delivery, L = supply availability, C = approx. 2 weeks, K = approx. 4 weeks, A = on request, = please contact Wilo
Subject to change – all prices do not include VAT. Our General Terms of Delivery and Service apply (see www.wilo.com/legal) – valid from 01/01/2019 in Germany.

Electrical accessories – switchgears						
Type	**Description**		**Art. no.**		**Price group**	
						EUR
CC-HVAC System 2 x 72,0A SD FC BM WP	Completely electronic Wilo-Comfort Controller for connecting pumps for water supply from boreholes and tanks. Scope of delivery: User-oriented menu navigation with multi-language plain text display and/or symbol navigation, storage and display of operating data, display and storage of error messages, conductivity test of transmitter paths, motor protection, status indicator for actuators, extended settings: 3 adjustable setpoints, PID controller. Optional modules for linking to bus systems such as Profibus, CAN bus, Modbus RTU, LON, BACnet and others.	–	2540311	K	PG14	**18 596.–**
CC-HVAC System 2 x 89,0A SD BM WP		–	2540295	K	PG14	**10 949.–**
CC-HVAC System 2 x 89,0A SD FC BM WP		–	2540313	K	PG14	**21 332.–**
CC-HVAC System 2 x 104,0A SD BM WP		–	2536747	K	PG14	**11 806.–**
CC-HVAC System 2 x 104,0A SD FC BM WP		–	2536749	K	PG14	**22 876.–**
CC-HVAC System 1 x 104,0A SD FC BM WP	Fully electronic Comfort Controller for connecting pumps for water supply from bore holes and tanks. Comprising: menu navigation with multi-language plain text display and/or symbol navigation, storage and output of operating data, display and storage of error messages, conductivity test of the transmitter paths, motor protection, status indicator for actuators, advanced settings: 3 adjustable setpoints, PID controller. Optional modules for connection to bus systems: Profibus, CANBus, ModBus RTU, LON, BACnet and others.	–	2536748	K	PG14	**20 270.–**
Switchgear ER-2 2 x 10,0 WM	Switchgear for wall fixation for pressure-dependent operation of two pumps, 230 and 400 V connection voltage.	Switching capacity max. 10 A	2511288	C	PG14	**1 627.–**
Switchgear ER1-5.5 DA	Control device with electronic motor protection, test run, main switch / control switch, with low-water display and power interruption display, potential-free collective fault / collective run signal, protection class IP 54 (ER1-4.0/ IP 41), can be used for 230 V and 400 V control device for pumps with motors suitable for direct starting.	Rating max. 14 A	2515336	C	PG14	**2 319.–**
Switchgear ER1-7.5 DA		Rating max. 18.5 A	2515337	K	PG14	**2 324.–**
Switchgear ER1-11.0 DA		Rating max. 24 A	2515338	K	PG14	**2 631.–**
Switchgear ER1-15.0 DA		Rating max. 32 A	2515339	K	PG14	**2 601.–**
Switchgear ER1-18.5 DA		Rating max. 39 A	2515340	K	PG14	**2 646.–**
Switchgear ER1-22.0 DA		Rating max. 46 A	2515341	K	PG14	**3 095.–**
Switchgear ER1-4.0 DA-NR	Control device with electronic motor protection, test run, main switch / control switch, with low-water display and power interruption display, potential-free collective fault / collective run signal, IP 54, can be used for 230 V and 400 V including fine resolution level control relay. Control device for pumps with motors, suitable for direct starting, version for star-delta motors on request.	Rating max. 10 A	2516235	K	PG14	**1 528.–**
Switchgear ER1-5.5 DA-NR		Rating max. 14 A	2516222	K	PG14	**2 498.–**
Switchgear ER1-7.5 DA-NR		Rating max. 18.5 A	2516223	K	PG14	**2 832.–**
Switchgear ER1-11.0 DA-NR		Rating max. 24 A	2516224	K	PG14	**2 989.–**
Switchgear ER1-15.0 DA-NR		Rating max. 32 A	2516225	K	PG14	**3 040.–**
Switchgear ER1-18.5 DA-NR		Rating max. 39 A	2516226	K	PG14	**2 762.–**
Switchgear ER1-22.0 DA-NR		Rating max. 46 A	2516227	K	PG14	**3 346.–**
Switchgear ER1-5.5 SD	Control device with electronic motor protection, test run, main switch / control switch, with low-water display and power interruption display, potential-free collective fault / collective run signal, IP 54, can be used for 230 V and 400 V control device for pumps with motors suitable for star-delta starting.	Rating max. 14 A	2506610	K	PG14	**2 297.–**
Switchgear ER1-7.5 SD		Rating max. 18.5 A	2506614	K	PG14	**2 520.–**
Switchgear ER1-11.0 SD		Rating max. 24 A	2506618	K	PG14	**2 560.–**
Switchgear ER1-15.0 SD		Rating max. 32 A	2506622	K	PG14	**2 728.–**
Switchgear ER1-18.5 SD		Rating max. 39 A	2516220	K	PG14	**2 543.–**
Switchgear ER1-22.0 SD		Rating max. 46 A	2516221	K	PG14	**3 221.–**

= ready for delivery, L = supply availability, C = approx. 2 weeks, K = approx. 4 weeks, A = on request, = please contact Wilo
Subject to change – all prices do not include VAT. Our General Terms of Delivery and Service apply (see www.wilo.com/legal) – valid from 01/01/2019 in Germany.

Electrical accessories – switchgears						
Type	**Description**		**Art. no.**		**Price group**	
						EUR
Switchgear ER1-4.0-SS	Control device with electronic motor protection, test run, main switch / control switch, with low-water display and power interruption display, potential-free collective fault / collective run signal, IP 54, can be used for 230 V and 400 V including fine resolution level control relay and soft starter. Control device for pumps with motors, suitable for direct starting, version for star-delta motors on request.	Rating max. 10 A	2516236	K	PG14	**3 022.–**
Switchgear ER1-5.5-SS		Rating max. 14 A	2516228	K	PG14	**3 100.–**
Switchgear ER1-7.5-SS		Rating max. 18.5 A	2515347	K	PG14	**3 436.–**
Switchgear ER1-11.0-SS		Rating max. 24 A	2516229	K	PG14	**3 539.–**
Switchgear ER1-15.0-SS		Rating max. 32 A	2516230	K	PG14	**5 123.–**
Switchgear ER1-18.5-SS		Rating max. 39 A	2516231	K	PG14	**5 550.–**
Switchgear ER1-22.0-SS		Rating max. 46 A	2516232	K	PG14	**6 143.–**
Switchgear ER 1 x 10,0 WM	Control device with electronic motor protection, test run, main switch / control switch, with low-water display and power interruption display, potential-free collective fault / collective run signal, protection class IP 54 (ER1-4.0/ IP 41), can be used for 230 V and 400 V control device for pumps with motors suitable for direct starting.	Switching capacity max. 10 A	2514754	C	PG14	**1 062.–**
Switchgear ESK 1	Control device for connecting a pump for supplying water from boreholes and tanks (for single-family and multi-family houses), including 2 immersion probes and 2 holders for wall fixation. With low-water display, Manual-0-Automatic selection switch, run/fault signal lights and electronic motor protection against excess current. Connection option for 2 immersion probes, float switch, pressure switch. Protection class IP 54, can be used for 230 V and 400 V, suitable for direct starting.	Rating 1 – 12 A	4082990	L	PG14	**441.–**
Switchgear PSK 1	Control device for connecting a pump for supplying water from boreholes and tanks (for single-family and multi-family houses), including 2 immersion probes and 2 holders for wall fixation. With low-water display, Manual-0-Automatic selection switch, run/fault signal lights and electronic motor protection against excess current. Connection option for 2 immersion probes, float switch, pressure switch. Protection class IP 54, can be used for 230 V and 400 V, suitable for direct starting.	Rating 10 – 23 A	4084073	L	PG14	**628.–**
Switchgear SK 277	Including three electrodes, each with 3 m cable for the low-water cut-out switchgear with indirect connection in the break tank. Connected load for motors up to max. 3 kW.	–	180495295	L	PG14	**799.–**

= ready for delivery, L = supply availability, C = approx. 2 weeks, K = approx. 4 weeks, A = on request, = please contact Wilo
Subject to change – all prices do not include VAT. Our General Terms of Delivery and Service apply (see www.wilo.com/legal) – valid from 01/01/2019 in Germany.

Mechanical accessories						
Type	**Description**		**Art. no.**		**Price group**	
						EUR
–	Stainless steel cable for lowering with 3 mm² cross-section, recommended max. load 100 kg for TWU 3 and TWU/TWI 4	1 m	21039	L	PG14	**4.–**
–	Stainless steel terminal with bolt	–	21040	L	PG14	**4.–**
Ball valve R 2½	Ball valve with lever ball valve in PN 42 up to Rp ¾, in PN 35 starting from Rp 1.	R 2½	2663976	L	PG14	**105.–**
Ball valve Rp 1		Rp 1	2663980	L	PG14	**21.–**
Ball valve Rp 1¼		Rp 1¼	2663979	K	PG14	**24.–**
Ball valve Rp 1½		Rp 1½	2663978	K	PG14	**40.–**
Ball valve Rp 2		Rp 2	2663977	L	PG14	**58.–**
Ball valve Rp ¼		Rp ¼	2511302	K	PG14	**4.–**
Ball valve Rp ½		Rp ½	2663982	C	PG14	**7.–**
Ball valve Rp ¾		Rp ¾	2663981	C	PG14	**11.–**
Diaphragm valve DN 80, PN 16	Prefill valve for open tanks with up to 1500 l usable volume for replenishment	DN 80/PN 16	2526771	L	PG14	**2 492.–**
Diaphragm valve DN 100, PN 16		DN 100/PN 16	2526772	L	PG14	**2 753.–**
Diaphragm valve DN 125, PN 16		DN 125/PN 16	2526773	K	PG14	**5 056.–**
Drain valve UEV 1¼"		1¼"	18173	A	PG14	**73.–**
Drain valve UEV 1½"		1½"	18202	A	PG14	**99.–**
Drain valve UEV 2"		2"	18174	A	PG14	**145.–**
Float valve G 1¼	–	G 1¼	2521896	L	PG14	**240.–**
Float valve G 1½	–	G 1½	2521897	L	PG14	**292.–**
Float valve G 2	–	G 2	2515550	L	PG14	**640.–**
Full-stroke safety valve R 1, PN 6	Blow-off pressure 6 bar, red brass	R 1	2007136	L	PG14	**129.–**
Full-stroke safety valve R 1, PN 10	Blow-off pressure 10 bar, red brass	R 1	500814799	L	PG14	**121.–**
Full-stroke safety valve R 1, PN 16	Blow-off pressure 16 bar, red brass	R 1	2007146	C	PG14	**587.–**
Full-stroke safety valve R 1¼, PN 6	Blow-off pressure 6 bar, red brass	R 1¼	2007137	L	PG14	**165.–**
Full-stroke safety valve R 1¼, PN 10	Blow-off pressure 10 bar, red brass	R 1¼	2007138	L	PG14	**164.–**
Full-stroke safety valve R 1¼, PN 16	Blow-off pressure 16 bar, red brass	R 1¼	500814891	L	PG14	**661.–**
Full-stroke safety valve R ¾, PN 6	Blow-off pressure 6 bar, red brass	R ¾	2007135	L	PG14	**273.–**
Full-stroke safety valve R ¾, PN 10	Blow-off pressure 10 bar, red brass	R ¾	500814696	L	PG14	**281.–**
Full-stroke safety valve R ¾, PN 16	Blow-off pressure 16 bar, red brass	R ¾	2007147	C	PG14	**440.–**
Non-return valve RV/S R 1	Non-return valve without screwed connection, PN 10	R 1	2660842	L	PG14	**80.–**
Non-return valve RV/S R 1¼		R 1¼	2660840	L	PG14	**89.–**
Non-return valve RV/S R 1½		R 1½	502472493	L	PG14	**114.–**
Non-return valve RV/S R 2		R 2	2660841	L	PG14	**220.–**
Non-return valve RV/S R 2½		R 2½	502465398	C	PG14	**184.–**
Non-return valve RV/S R ¾	Non-return valve without screwed connection, PN 10	R ¾	2661842	C	PG14	**51.–**
Pilot valve as control valve for diaphragm valve, R ½	Pilot valve as control valve for diaphragm valve, R ½	R ½	501334690	L	PG14	**218.–**
Pressure gauge 0 – 6 bar	Pressure gauge with R ¼ connection, connection on back of pressure gauge.	0–6 bar	2028687	L	PG15	**11.–**
Pressure gauge 0 – 10 bar		0–10 bar	2033535	A	PG15	**20.–**
Pressure gauge 0 – 16 bar		0–16 bar	2028692	A	PG15	**8.–**
Pressure gauge 0 – 25 bar		0 – 25 bar	2660743	L	PG14	**20.–**
Pressure gauge 0 – 40 bar		0 – 40 bar	2502048	K	PG14	**12.–**

= ready for delivery, L = supply availability, C = approx. 2 weeks, K = approx. 4 weeks, A = on request, = please contact Wilo
Subject to change – all prices do not include VAT. Our General Terms of Delivery and Service apply (see www.wilo.com/legal) – valid from 01/01/2019 in Germany.

Mechanical accessories

Type	Description		Art. no.		Price group	
						EUR
Pressure reducer R 1	For the prevention of pressure damage and minimisation of flow noise. DVGW-tested.	1"	2531894	A	PG14	**92.–**
Pressure reducer R 1¼		1¼"	2531895	L	PG14	**154.–**
Pressure reducer R 1½		R 1½"	2531896	C	PG14	**295.–**
Pressure reducer R 2		2"	2531897	C	PG14	**317.–**
Pressure reducer R ½		½"	2531892	C	PG14	**71.–**
Pressure reducer R ¾		¾"	2531893	C	PG14	**79.–**
Screwed connection for non-return valve DN 20	Screwed connection for non-return valve	DN 20	2660507	K	PG14	**6.–**
Screwed connection for non-return valve DN 25		DN 25	2660509	K	PG14	**20.–**
Screwed connection for non-return valve DN 40		DN 40	2660534	C	PG14	**36.–**
Type D (12D-PN16) diaphragm pressure vessel	Expansion tank with exchangeable diaphragm, R ¾ Caution: These expansion tanks are not in conformity with DIN 4807/T5 and, for that reason, not authorised for utilisation in drinking water systems in Germany. For diaphragm vessels approved for use in drinking , see pressure boosting accessories.	12D-PN16	2515517	K	PG14	**91.–**
Type D (18D-PN11) diaphragm pressure vessel		18D-PN11	2502038	C	PG14	**110.–**
Type D (25D-PN10) diaphragm pressure vessel		25D-PN10	2515518	K	PG14	**127.–**
Type D (33D-PN10) diaphragm pressure vessel		33D-PN10	2515519	C	PG14	**223.–**
Type DE (60DE) diaphragm pressure vessel	Expansion tank with exchangeable diaphragm, PN 10 1" connection up to 100DE, 1¼" connection starting from 200DE Important: These expansion tanks are not in conformity with DIN 4807/T5 and, for that reason, not authorised for utilisation in drinking water systems in Germany in accordance with DIN 1988. For diaphragm vessels approved for use in drinking water in accordance with DIN 1988, see pressure boosting system accessories.	60DE	2515523	L	PG14	**459.–**
Type DE (80DE) diaphragm pressure vessel		80DE	2515524	L	PG14	**532.–**
Type DE (100DE) diaphragm pressure vessel		100DE	2515525	L	PG14	**902.–**
Type DE (200DE) diaphragm pressure vessel		200DE	2511823	L	PG14	**969.–**
Type DE (300DE) diaphragm pressure vessel		300DE	2515526	L	PG14	**1 011.–**
Type DE (500DE) diaphragm pressure vessel		500DE	2511831	C	PG14	**2 211.–**

= ready for delivery, L = supply availability, C = approx. 2 weeks, K = approx. 4 weeks, A = on request, = please contact Wilo
Subject to change – all prices do not include VAT. Our General Terms of Delivery and Service apply (see www.wilo.com/legal) – valid from 01/01/2019 in Germany.

Electrical accessories – system accessories						
Type	**Description**		**Art. no.**		**Price group**	
						EUR
Pressure switch WVA Up to 6 bar	For control of one pump, 8 l diaphragm pressure vessel, pressure gauge, control valve with integrated non-return valve, pressure switch.	Up to 6 bar	180492096	L	PG14	**594.–**
Pressure switch WVA Up to 10 bar		Up to 10 bar	2502050	L	PG14	**594.–**
Pressure switching 0 – 16 bar	Kit with pressure switch, 0–16 bar pressure gauge, ball shut-off cock and 8 l diaphragm pressure vessel, completely mounted. Important: Non-return valve provided onsite.	–	2501639	L	PG14	**537.–**
Sensor kit ER-2	For controlling two pumps, 8-l-diaphragm pressure vessel, pressure gauge, pressure sensor 4–20 mA, fittings and shut-off ball cock.	–	2501886	L	PG14	**521.–**
Signal transmitter kit, 0 to 6 bar	For mounting a system with automatic pressure-dependent operation.	0 to 6 bar	2516555	L	PG14	**222.–**
Signal transmitter kit, 0 to 10 bar		0 to 10 bar	2516556	L	PG14	**236.–**
Signal transmitter kit, 0 to 16 bar		0 to 16 bar	2516557	L	PG14	**218.–**
Signal transmitter kit, 0 to 25 bar		0 to 25 bar	2516558	L	PG14	**250.–**
Signal transmitter kit, 0 to 40 bar		0 to 40 bar	2516559	C	PG14	**261.–**
WMS low-water cut-out switchgear kit R ¾	**WMS R ¾ kit**, pressure switch as low-water signal transmitter for direct connection to the supply pressure-side pipe.	–	2000424	L	PG14	**169.–**

= ready for delivery, L = supply availability, C = approx. 2 weeks, K = approx. 4 weeks, A = on request, = please contact Wilo
Subject to change – all prices do not include VAT. Our General Terms of Delivery and Service apply (see www.wilo.com/legal) – valid from 01/01/2019 in Germany.

Electrical accessories – level control

Type	Description		Art. no.		Price group	
						EUR
Connection cable for immersion probe	For connection of an immersion probe. Cable length: 1 m	–	64904	L	PG14	**2.–**
Float switches WA65 with 5 m cable	Signal transmitters for contaminated fluids without faeces with a maximum temperature of 60 °C. Switching: up "ON"/ down "OFF".	–	503211390	L	PG14	**79.–**
Float switches WA65 with 30 m cable	Signal transmitters for contaminated fluids without faeces with a maximum temperature of 60 °C. Switching: up "ON"/ down "OFF".	–	2004432	L	PG14	**304.–**
Float switches WA95 with 5 m cable	Signal transmitters for contaminated fluids without faeces with a maximum temperature of 90 °C. Switching: up "ON"/ down "OFF".	–	6070646	A	PG14	✆
Float switches WA95 with 10 m cable	Signal transmitters for contaminated fluids without faeces with a maximum temperature of 90 °C. Switching: up "ON"/ down "OFF".	–	6070647	A	PG14	✆
Immersion probe	As low water cut-out switchgear for indirect connection. Individual electrode must be equipped with a suitable cable onsite.	–	64873	L	PG14	**31.–**
Immersion probe, 3 m	Low-water signal transmitter for connection to a switchgear with triggering relay, e.g. ER-.. or SK277 for low-water protection of borehole pumps. H07 cable material approved for use in drinking water applications.	3 m	500183799	L	PG14	**41.–**
Immersion probe, 4 m		4 m	2516278	C	PG14	**48.–**
Immersion probe, 5 m		5 m	500937990	L	PG14	**60.–**
Immersion probe, 10 m		10 m	2501937	L	PG14	**81.–**
Immersion probe, 15 m		15 m	500938193	A	PG14	**127.–**
Immersion probe, 20 m		20 m	2516283	L	PG14	**110.–**
Immersion probe, 25 m		25 m	2000601	L	PG14	**152.–**
Immersion probe, 30 m		30 m	2514045	L	PG14	**133.–**
Immersion probe, 35 m		35 m	2516284	L	PG14	**147.–**
Immersion probe, 40 m		40 m	2516285	L	PG14	**157.–**
Immersion probe, 50 m		50 m	2500315	L	PG14	**177.–**
Motor cable kit for 4" motors, 4 x 1.5 mm², 2.5 m	Kit for replacing existing connection cable on the motor. Comprising flat cable with plug connection on motor side and bare cable end on the switchbox end, factory-wired cable set. Can be used for 1~230 V and 3~400 V. Suitable for use in drinking water. Only intended for use with the pumps TWU 4-...-C; TWI 4-...-C; TWI 6-...-C (with 4"-motor)!	2.5 m cable	6007631	A	PG14	**52.–**
WA65 float switches with 10 m cable	Signal transmitters for contaminated fluids without faeces with a maximum temperature of 60 °C. Switching: up "ON"/ down "OFF".	–	503211893	L	PG14	**150.–**
WA65 float switches with 20 m cable		–	2004431	L	PG14	**224.–**
WAEK 65 float switch, 5 m cable	Signal transmitters for fluids up to a temperature of 60 °C. Incl. small switchgear EK for pumps with AC motors up to 1 kW nominal power. Switching Up "On"/down "Off".	5 m cable	503211698	L	PG14	**152.–**
WAEK 65 float switch, 10 m cable		10 m cable	2005516	L	PG14	**191.–**
WAEK 65 float switch, 20 m cable		20 m cable	2005517	L	PG14	**268.–**
WAO 65 float switch, 5 m cable	Signal transmitters for fluids up to a temperature of 60 °C. Switching Up "Off"/ down "On".	5 m cable	503211595	L	PG14	**110.–**
WAO 65 float switch, 10 m cable		10 m cable	2006027	L	PG14	**150.–**
WAO 65 float switch, 20 m cable		20 m cable	2004429	L	PG14	**224.–**

🚚 = ready for delivery, L = supply availability, C = approx. 2 weeks, K = approx. 4 weeks, A = on request, ✆ = please contact Wilo
Subject to change – all prices do not include VAT. Our General Terms of Delivery and Service apply (see www.wilo.com/legal) – valid from 01/01/2019 in Germany.

Electrical accessories – level control

Type	Description		Art. no.		Price group	
						EUR
WAOEK 65 float switch, 20 m cable	Signal transmitters for fluids up to a temperature of 60 °C. Incl. small switchgear EK for pumps with AC motors up to 1 kW nominal power. Switching Up "Off"/ down "On".	20 m cable	2005626	L	PG14	**268.–**
WAO 65 float switch, 30 m cable	Signal transmitters for fluids up to a temperature of 60 °C. Switching Up "Off"/ down "On".	30 m cable	2004430	L	PG14	**308.–**

Electrical accessories – cables

Type	Description		Art. no.		Price group	
						EUR
Earth cable, 1 x 25 mm²	Earth cable, suitable for drinking water applications. Flexible 1-wire copper cable in accordance with ACS 04 ACC LI 021, NFC 15-100 AD8, BS 6920, IEC 60332-1. Price per 1 m	1 x 25.0 mm²	4075939	L	PG14	**3.–**
Heat-shrink connections (Set:4 x 1.5 mm² and 2.5 mm²)	For sealing a connection of open cable ends.	4 x 1.5 mm² and 2.5 mm²	4029677	L	PG14	**23.–**
Heat-shrink connections (Set: 4 x 4.0 mm² and 6.0 mm²)		4 x 4.0 mm² and 6.0 mm²	4059213	L	PG14	**48.–**
Heat-shrink connections (Set: 4 x 10 mm² and 16 mm²)		4 x 10 mm² and 16 mm²	4029678	L	PG14	**79.–**
Motor cable connector kit	For secure quick-plug connection of motor cable and cable extension. Important: Motor cable needs to be already equipped with a plug. Scope of delivery: Kit comprising coupling element, 2-component sealing kit and small parts.	For cable cross-sections 4 x 0.5 to 4 x 2.5 mm²	4087148	L	PG14	**54.–**
Motor cable for drinking water, 3 x 2.5 mm²	For extension of the motor cable located on the pump. Suitable for drinking water applications. Flexible 3- or 4-wire copper cable in accordance with Class E of ACS 04 ACC LI 021, NFC 15-100 AD8, BS 6920, IEC 60332-1. Max. immersion depth: 200 m. Version: Round cable with bare cable ends. Available in lengths measured in 1 m intervals. Price per 1 m	3 x 2.5 mm²	4093842	L	PG14	**4.–**
Motor cable for drinking water, 3 x 4 mm²		3 x 4.0 mm²	4093843	L	PG14	**7.–**
Motor cable for drinking water, 3 x 6 mm²		3 x 6.0 mm²	4093844	A	PG14	**8.–**
Motor cable for drinking water, 3 x 10 mm²		3 x 10.0 mm²	4093845	A	PG14	**20.–**
Motor cable for drinking water, 3 x 16 mm²		3 x 16.0 mm²	4093846	L	PG14	**36.–**
Motor cable for drinking water, 4 x 1.5 mm²		4 x 1.5 mm² (including earth cable)	6045510	L	PG14	**4.–**
Motor cable for drinking water, 4 x 2.5 mm²		4 x 2.5 mm² (including earth cable)	6019630	A	PG14	**12.–**
Motor cable for drinking water, 4 x 4 mm²		4 x 4.0 mm² (including earth cable)	6019995	L	PG14	**22.–**
Motor cable for drinking water, 4 x 6 mm²		4 x 6.0 mm² (including earth cable)	6022012	A	PG14	**23.–**

= ready for delivery, L = supply availability, C = approx. 2 weeks, K = approx. 4 weeks, A = on request, = please contact Wilo
Subject to change – all prices do not include VAT. Our General Terms of Delivery and Service apply (see www.wilo.com/legal) – valid from 01/01/2019 in Germany.

Electrical accessories – cables

Type	Description		Art. no.		Price group	
						EUR
Motor cable for drinking water, 4 x 10 mm²	For extension of the motor cable located on the pump. Suitable for drinking water applications. Flexible 3- or 4-wire copper cable in accordance with Class E of ACS 04 ACC LI 021, NFC 15-100 AD8, BS 6920, IEC 60332-1. Max. immersion depth: 200 m. Version: Round cable with bare cable ends. Available in lengths measured in 1 m intervals. Price per 1 m	4 x 10.0 mm² (including earth cable)	6019018	C	PG14	**28.–**
Motor cable for drinking water, 4 x 16 mm²		4 x 16.0 mm² (including earth cable)	6022013	L	PG14	**47.–**
Motor cable for drinking water, 4 x 25 mm²		4 x 25.0 mm² (including earth cable)	6038861	C	PG14	**85.–**
Motor cable for drinking water 3" motor, 4 x 1.5mm², 10 m	Kit with improved corrosion protection (stainless steel cable plug, extended insulation) for replacing existing connection cable on the motor. Consisting of a flat cable (4x1.5 mm²) with connector on the motor side and bare cable end on the switchbox end. Cable set is factory-wired. Can be used for 1~230 V and 3~400 V. Suitable for use in drinking water. Only for use with the pumps TWU 3-...HS-B!	10 m	6080529	L	PG14	**49.–**
Motor cable for drinking water 3" motor, 4 x 1.5mm², 20 m		20 m	6080530	L	PG14	**84.–**
Motor cable for drinking water 3" motor, 4 x 1.5mm², 30 m		30 m	6080525	L	PG14	**118.–**
Motor cable for drinking water 3" motor, 4 x 1.5mm², 40 m		40 m	6080526	L	PG14	**152.–**
Motor cable for drinking water 3" motor, 4 x 1.5mm², 50 m		50 m	6080527	L	PG14	**187.–**
Motor cable for drinking water 3" motor, 4 x 1.5mm², 60 m		60 m	6080528	L	PG14	**222.–**
Motor cable for process water, 3x 25 mm²	For extension of the motor cable located on the pump. Suitable for process water applications. Flexible 3- or 4-wire copper cable in accordance with Class E of DIN VDE 0298 Part 3000 and DIN VDE 0282 Part 810. Immersion depth: 500 m version: Round cable with bare cable ends. Available in length gradations of 1 m each. Price per 1 m	3x 25.0 mm²	4093850	L	PG14	**48.–**
Motor cable for process water, 3x 35 mm²		3x 35.0 mm²	4093851	L	PG14	**60.–**
Motor cable for process water, 3x 50 mm²		3x 50.0 mm²	4093852	L	PG14	**71.–**
Motor cable for process water, 3x 70 mm²		3x 70.0 mm²	4093853	L	PG14	**107.–**
Motor cable for process water, 4 x 10 mm²		4 x 10.0 mm² (including earth cable)	4094676	L	PG14	**20.–**
Motor cable for process water, 4 x 16 mm²		4 x 16.0 mm² (including earth cable)	4094668	L	PG14	**34.–**
Motor cable for process water, 4 x 25 mm²		4 x 25.0 mm² (including earth cable)	4046682	L	PG14	**51.–**
Motor cable for process water, 4 x 35 mm²		4 x 35.0 mm² (including earth cable)	4046684	L	PG14	**66.–**
Motor cable for process water, 4 x 50 mm²		4 x 50.0 mm² (including earth cable)	4051974	L	PG14	**93.–**
Motor cable for process water, 4 x 70 mm²		4 x 70.0 mm² (including earth cable)	4093847	L	PG14	**133.–**
Motor cable for process water, 4 x 95 mm²		4 x 95.0 mm² (including earth cable)	4093848	L	PG14	**196.–**
Motor cable for process water, 4 x 120 mm²		4 x 120.0 mm² (including earth cable)	4093849	L	PG14	**233.–**
Motor cable kit QC, 4 x 1.5 mm², 1.5 m	Quick connection motor cable (comprising flat cable with plug connections) for replacement of the standard cable with free cable ends of Wilo submersible pumps TWU 4-...-C; TWI 4-...-C, and TWI 6-...-C (with 4" motor). The kit enables a simple and rapid retroactive extension with quick-connect cables (available separately).	4 x 1.5 mm² (length: 1.5 m)	4096206	C	PG14	**48.–**
Motor cable kit QC, 4 x 1.5 mm², 2.5 m		4 x 1.5 mm² (length: 2.5 m)	4096207	K	PG14	**50.–**

= ready for delivery, L = supply availability, C = approx. 2 weeks, K = approx. 4 weeks, A = on request, = please contact Wilo
Subject to change – all prices do not include VAT. Our General Terms of Delivery and Service apply (see www.wilo.com/legal) – valid from 01/01/2019 in Germany.

Electrical accessories – cables						
Type	**Description**		**Art. no.**		**Price group**	
						EUR
Motor cable kit QC, AISI 316, 4 x 1.5 mm², 1.5 m	Quick connection motor cable (comprising flat cable with plug connections) for replacing the standard cable with free cable ends of Wilo-submersible pumps TWU 4-...-CI; TWI 4-...-CI, and TWI 6-...-CI (with 4" motor). The kit enables a simple and rapid retroactive extension with quick-connect cables (available separately).	AISI 316, 4 x 1,5 mm², 1,5 m	6080134	L	PG14	**54.–**
Motor cable kit for 4" motors, 4 x 1.5 mm², 2.5 m	Kit for replacing existing connection cable on the motor. Comprising flat cable with plug connection on motor side and bare cable end on the switchbox end, factory-wired cable set. Can be used for 1~230 V and 3~400 V. Suitable for use in drinking water. Only intended for use with the pumps TWU 4-...-C; TWI 4-...-C; TWI 6-...-C (with 4"-motor)!	2.5 m cable	6007631	A	PG14	**52.–**
Motor cable kit for 4" motors, 4 x 1.5 mm², 5 m		5 m	6024965	L	PG14	**91.–**
Motor cable kit for 4" motors, 4 x 1.5 mm², 10 m		10 m	6024966	L	PG14	**134.–**
Motor cable kit for 4" motors, 4 x 1.5 mm², 20 m		20 m	6035351	L	PG14	**211.–**
Motor cable kit for 4" motors, 4 x 1.5 mm², 30 m		30 m	6036946	L	PG14	**267.–**
Motor cable kit for 4" motors, 4 x 1.5 mm², 40 m		40 m	6036947	L	PG14	**338.–**
Motor cable kit for 4" motors, 4 x 1.5 mm², 50 m		50 m	6036948	L	PG14	**413.–**
Motor cable kit for 4" motors, AISI 316, 4 x 1.5 mm², 5 m	Kit for replacing existing connection cable on the motor. Consisting of a flat cable with connector on the motor side and bare cable end on the switchbox end.Cable set is factory-wired. Can be used for 1~230 V and 3~400 V.Suitable for use in drinking water. Note:This cable is only intended for use with the pumps TWU 4-...-CI; TWI 4-...-CI; TWI 6-...-CI (with 4" motor)!	AISI 316, 4 x 1,5 mm², 5 m	6079030	K	PG14	**161.–**
Motor cable kit for 4" motors, AISI 316, 4 x 1.5 mm², 10 m		AISI 316, 4 x 1,5 mm², 10 m	6079029	K	PG14	**196.–**
Motor cable kit for 4" motors, AISI 316, 4 x 1.5 mm², 15 m		AISI 316, 4 x 1,5 mm², 15 m	6079028	K	PG14	**231.–**
Motor cable kit for 4" motors, AISI 316, 4 x 1.5 mm², 20 m		AISI 316, 4 x 1,5 mm², 20 m	6079036	A	PG14	**267.–**
Motor cable kit for 4" motors, AISI 316, 4 x 1.5 mm², 30 m		AISI 316, 4 x 1,5 mm², 30 m	6079035	K	PG14	**336.–**
Motor cable kit for 4" motors, AISI 316, 4 x 1.5 mm², 40 m		AISI 316, 4 x 1,5 mm², 40 m	6079034	K	PG14	**406.–**
Motor cable kit for 4" motors, AISI 316, 4 x 1.5 mm², 50 m		AISI 316, 4 x 1,5 mm², 50 m	6079033	K	PG14	**476.–**
Motor cable kit for 6" motors, 4 x 4 mm², 8 m	Kit for replacing existing connection cable on the motor. Comprising flat cable with plug connection on the motor end and bare cable on the switchbox end, factory-wired cable set. Available in 10 m, 20 m, 30 m, 40 m and 50 m lengths. Suitable for utilisation in drinking water.	8 m; 4 x 8.4 mm² (including earth cable)	6030798	A	PG14	**473.–**
Motor cable kit for 6" motors, 4 x 4 mm², 10 m		10 m; 4 x 4 mm²	6036603	L	PG14	**336.–**
Motor cable kit for 6" motors, 4 x 4 mm², 20 m		20 m; 4 x 4 mm² (including earth cable)	6036604	L	PG14	**564.–**
Motor cable kit for 6" motors, 4 x 4 mm², 30 m		30 m; 4 x 4 mm² (including earth cable)	6036605	C	PG14	**752.–**
Motor cable kit for 6" motors, 4 x 4 mm², 40 m		40 m; 4 x 4 mm² (including earth cable)	6036606	C	PG14	**957.–**
Motor cable kit for 6" motors, 4 x 4 mm², 50 m		50 m; 4 x 4 mm² (including earth cable)	6036607	C	PG14	**1 170.–**
Motor cable kit for 6" motors, 4 x 8.4 mm², 10 m		10 m; 4 x 8.4 mm² (including earth cable)	6037500	K	PG14	**522.–**
Motor cable kit for 6" motors, 4 x 8.4 mm², 20 m		20 m; 4 x 8.4 mm² (including earth cable)	6037501	K	PG14	**946.–**

= ready for delivery, L = supply availability, C = approx. 2 weeks, K = approx. 4 weeks, A = on request, = please contact Wilo
Subject to change – all prices do not include VAT. Our General Terms of Delivery and Service apply (see www.wilo.com/legal) – valid from 01/01/2019 in Germany.

Electrical accessories – cables

Type	Description		Art. no.		Price group	
						EUR
Motor cable kit for 6" motors, 4 x 8.4 mm², 30 m	Kit for replacing existing connection cable on the motor. Comprising flat cable with plug connection on the motor end and bare cable on the switchbox end, factory-wired cable set. Available in 10 m, 20 m, 30 m, 40 m and 50 m lengths. Suitable for utilisation in drinking water.	30 m; 4 x 8.4 mm² (including earth cable)	6037502	A	PG14	**1 256.–**
Motor cable kit for 6" motors, 4 x 8.4 mm², 40 m		40 m; 4 x 8.4 mm² (including earth cable)	6037503	A	PG14	**1 623.–**
Motor cable kit for 6" motors, 4 x 8.4 mm², 50 m		50 m; 4 x 8.4 mm² (including earth cable)	6037504	A	PG14	**1 992.–**
Sealing kit 3 x 1.5 to 4 x 1.5 mm²	2-component sealing kit for easy, durable connection of open cable ends over and under water.	3 x 1.5 to 4 x 1.5 mm²	6001126	C	PG14	**44.–**
Sealing kit 3 x 2.5 to 7 x 2.5 mm²		3 x 2.5 to 4 x 2.5 mm²	6001128	C	PG14	**53.–**
Sealing kit 3 x 4 to 4 x 4 mm²		3 x 4.0 to 4 x 4.0 mm²	6001129	C	PG14	**51.–**
Sealing kit 4 x 1.5 to 4 x 10 mm²		4 x 1.5 to 4 x 10 mm²	4065698	L	PG14	**75.–**
Sealing kit 4 x 10 to 4 x 25 mm²		4 x 10 to 4 x 25 mm²	4065699	L	PG14	**128.–**
Sealing kit 4 x 25 to 4 x 35 mm²		4 x 25 to 4 x 35 mm²	4065700	L	PG14	**195.–**
Sealing kit 4 x 50 to 4 x 70 mm²		4 x 50 to 4 x 70 mm²	4065701	C	PG14	**250.–**

Electrical accessories – temperature monitoring

Type	Description		Art. no.		Price group	
						EUR
PT100 sensor for 6" motors	Threaded PT100 for thermal motor monitoring, suitable for later connection to 6" motors.	–	6028701	C	PG14	**499.–**
PT100 sensor for 8" motors 30–75 kW	Threaded PT100 for thermal motor monitoring, suitable for later connection to 8" motors.	30–75 kW	6035453	C	PG14	**545.–**
PT100 sensor for 8" motors 93–150 kW	Threaded PT100 for thermal motor monitoring, suitable for later connection to 8" motors.	93–150 kW	6035454	A	PG14	**545.–**
Evaluation relay DGW 2.01	Evaluation relay for the connection of one PT100 sensor for temperature monitoring and control.	–	6002962	L	PG14	**493.–**

= ready for delivery, L = supply availability, C = approx. 2 weeks, K = approx. 4 weeks, A = on request, = please contact Wilo
Subject to change – all prices do not include VAT. Our General Terms of Delivery and Service apply (see www.wilo.com/legal) – valid from 01/01/2019 in Germany.



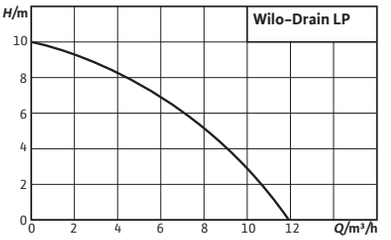

Accessories **Page**
Commissioning/maintenance 592

Wilo-Drain LP

Design type
Self-priming drainage pump with standard motor for dry well installation

Application
Pumping of
- → Wastewater
- → Process water
- → Sea water

Special features/product advantages
→ Simple operation due to the extensive scope of delivery

Scope of delivery
- → Pump
- → 2 x counter flanges with G 1½ female thread
- → Installation and operating instructions

Price group: PG7

Ordering information

Drain LP	Pressure port	Rated power	Mains connection	Art. no.		
Type		P_2 kW			🚚	EUR
40/10	Rp 1½	0.40	1~230 V, 50 Hz	2047645	L	**468.–**

Price group: PG14

Mechanical accessories

Type	Description	Art. no.		
			🚚	EUR
Suction hose set Rp 1½ (DN 40), 3 m	incl. PVC hose, hose nozzle, 2 hose clamps, foot valve and connecting pieces	6042689	L	**377.–**
Suction hose set Rp 1½ (DN 40), 6 m	incl. PVC hose, hose nozzle, 2 hose clamps, foot valve and connecting pieces	6042690	A	**420.–**
Hose nozzle Ø 40 mm/R 1½	with male thread made of plastic, incl. hose clip	4027335	L	**35.–**
Synthetic pressure hose 3 m, Ø 42 mm	Inside Ø 42 mm, PN 6, including hose clip	2027641	K	**40.–**
Synthetic pressure hose 5 m, Ø 42 mm	Inside Ø 42 mm, PN 6, including hose clip	2027642	L	**68.–**
Synthetic pressure hose 15 m, Ø 42 mm	Inside Ø 42 mm, PN 6, including hose clip	2027643	K	**125.–**

🚚 = ready for delivery, L = supply availability, C = approx. 2 weeks, K = approx. 4 weeks, A = on request, 📞 = please contact Wilo
Subject to change – all prices do not include VAT. Our General Terms of Delivery and Service apply (see www.wilo.com/legal) – valid from 01/01/2019 in Germany.

Price group: PG14

Electrical accessories – simple mains connection

Accessories for simple connection to the mains system.

Type	Description	Art. no.		EUR
			🚚	
5 m connection cable including plug with on/off switch	5 m connecting cable of H07RN-F type (cross-section: 3G1) including shock-proof plug with on/off switch, without motor protection	2050436	L	**78.–**

You can find more accessories at the end in the chapter Electric accessories!
Attention: Switchgears are not protected against explosions and can be used only outside potentially explosive areas. If pumps are used within potentially explosive areas, onsite measures are required.

Price group: PG14

Electrical accessories – mains-independent alarm signal

Alarm signal for detection of flooding in rooms and buildings. The alarm signal is acoustic, optical or wireless. In addition, other consumers can be controlled directly.

Type	Description	Art. no.		EUR
			🚚	
Small alarm switchgear KAS	Network-independent small alarm switchgear in ISO plug housing with shock-proof plug, acoustic alarm signal and attached electrode with 3 m cable for level measurement.	501534094	L	**343.–**
AlarmControl 1	Network-independent alarm system with shock-proof plug, acoustic alarm signal and attached mini-floater switch with 3 m cable for level measurement.	2522846	L	**134.–**
AlarmControl 2	Network-independent alarm system with shock-proof adapter plug for the direct connection of a consumer, acoustic alarm signal and attached mini-floater switch with 3 m cable for level measurement.	2522847	L	**166.–**

You can find more accessories at the end in the chapter Electric accessories!
Attention: Switchgears are not protected against explosions and can be used only outside potentially explosive areas. If pumps are used within potentially explosive areas, onsite measures are required.

Price group: PG14

Electrical accessories – level control with float switch

Level measurement using several float switches for the different water levels, including high water alarm signal. The breakdown barrier and the Ex cutoff relays are not required except for the connection of signal transmitters in potentially explosive areas! These can also be dispensed with when the SC-L..-Ex switchgear is used!

Type	Description	Art. no.		EUR
			🚚	
MS-L-1x4kW-DOL	Microprocessor-controlled switchgear for level-dependent control of one submersible motor pump with float switch.	2539741	L	**488.–**
MS-L-2x4kW-DOL	Microprocessor-controlled switchgear for level-dependent control of two submersible motor pumps with float switch.	2539745	L	**660.–**
Float switches WA65 with 5 m cable	Signal transmitters for contaminated fluids without faeces with a maximum temperature of 60 °C. Switching: up “ON”/down “OFF”.	503211390	L	**79.–**
WA65 float switches with 10 m cable	Signal transmitters for contaminated fluids without faeces with a maximum temperature of 60 °C. Switching: up “ON”/down “OFF”.	503211893	L	**150.–**
WA65 float switches with 20 m cable	Signal transmitters for contaminated fluids without faeces with a maximum temperature of 60 °C. Switching: up “ON”/down “OFF”.	2004431	L	**224.–**
Float switches WA65 with 30 m cable	Signal transmitters for contaminated fluids without faeces with a maximum temperature of 60 °C. Switching: up “ON”/down “OFF”.	2004432	L	**304.–**
Float switches WA95 with 5 m cable	Signal transmitters for contaminated fluids without faeces with a maximum temperature of 90 °C. Switching: up “ON”/down “OFF”.	6082806	L	**112.–**
Float switches WA95 with 10 m cable	Signal transmitters for contaminated fluids without faeces with a maximum temperature of 90 °C. Switching: up “ON”/down “OFF”.	6082807	L	**189.–**
Flash light 230V AC	Optical alarm signal for connection to a switchgear. Suitable for outside installation.	2510429	L	**136.–**
Signal horn 230V AC	Acoustic alarm signal (88 dBA) for connection to a switchgear. Suitable for outside installation.	501459398	L	**81.–**
NiMh rechargeable battery, 9 V/200 mAh	Rechargeable battery to be installed in the switchgears Wilo-control MS-L and EC-L for a mains-independent alarm	2522850	L	**24.–**

You can find more accessories at the end in the chapter Electric accessories!
Attention: Switchgears are not protected against explosions and can be used only outside potentially explosive areas. If pumps are used within potentially explosive areas, onsite measures are required.

🚚 = ready for delivery, L = supply availability, C = approx. 2 weeks, K = approx. 4 weeks, A = on request, 📞 = please contact Wilo
Subject to change – all prices do not include VAT. Our General Terms of Delivery and Service apply (see www.wilo.com/legal) – valid from 01/01/2019 in Germany.



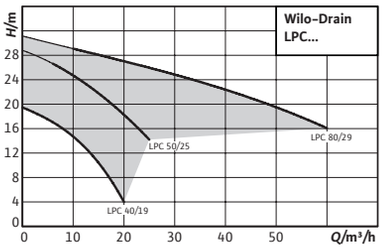

Accessories **Page**
Commissioning/maintenance 592

Wilo-Drain LPC

Design type
Self-priming drainage pump with standard motor for dry well installation

Application
Pumping of
- → Wastewater
- → Process water

Scope of delivery
- → Pump
- → Installation and operating instructions

Special features/product advantages
- → Long service life thanks to its robust construction in grey cast iron
- → Easy maintenance due to integrated inspection opening
- → Flexible application

Price group: PG7

Ordering information

Drain LPC	Pressure port	Rated power	Mains connection	Art. no.		
Type		P_2 kW				EUR
40/19	Rp 1½	1.10	3~400 V, 50 Hz	2081686	L	**1 918.–**
50/25	G 2	2.20	3~400 V, 50 Hz	2081660	L	**2 816.–**
80/29	G 3	4.00	3~400 V, 50 Hz	2081693	L	**3 472.–**

Price group: PG14

Accessories for portable dry well installation DN40

Type	Description	Art. no.		
				EUR
Suction hose set Rp 1½ (DN 40), 3 m	incl. PVC hose, hose nozzle, 2 hose clamps, foot valve and connecting pieces	6042689	L	**377.–**
Suction hose set Rp 1½ (DN 40), 6 m	incl. PVC hose, hose nozzle, 2 hose clamps, foot valve and connecting pieces	6042690	A	**420.–**
Hose nozzle Ø 40 mm/R 1½	with male thread made of plastic, incl. hose clip	4027335	L	**35.–**
Synthetic pressure hose 3 m, Ø 42 mm	Inside Ø 42 mm, PN 6, including hose clip	2027641	K	**40.–**

= ready for delivery, L = supply availability, C = approx. 2 weeks, K = approx. 4 weeks, A = on request, = please contact Wilo
Subject to change – all prices do not include VAT. Our General Terms of Delivery and Service apply (see www.wilo.com/legal) – valid from 01/01/2019 in Germany.

Price group: PG14

Accessories for portable dry well installation DN40

Type	Description	Art. no.		EUR
			🚚	
Synthetic pressure hose 5 m, Ø 42 mm	Inside Ø 42 mm, PN 6, including hose clip	2027642	L	**68.–**
Synthetic pressure hose 15 m, Ø 42 mm	Inside Ø 42 mm, PN 6, including hose clip	2027643	K	**125.–**

Accessories for portable dry well installation DN50

Type	Description	Art. no.		EUR
			🚚	
Suction hose set R 2 (DN 50), 3 m	incl. PVC hose, hose nozzle, 2 hose clamps, foot valve and connecting pieces	6043355	K	**383.–**
Suction hose set R 2 (DN 50), 8 m	incl. PVC hose, hose nozzle, 2 hose clamps, foot valve and connecting pieces	6043356	K	**460.–**
Hose nozzle Ø 50 mm/R 2	with male thread, incl. hose clip	2083111	C	**57.–**
Synthetic pressure hose 3 m, Ø 60 mm	Inside Ø 60 mm, PN 6, including hose clip	2027644	A	**106.–**
Synthetic pressure hose 5 m, Ø 60 mm	Inside Ø 60 mm, PN 6, including hose clip	2027645	A	**159.–**
Synthetic pressure hose 15 m, Ø 60 mm	Inside Ø 60 mm, PN 6, including hose clip	2027646	A	**208.–**
Synthetic pressure hose 10 m, Ø 60 mm	Inside Ø 60 mm, PN 6, including hose clip	2018106	A	**296.–**

Price group: PG14

Accessories for portable dry well installation DN80

Type	Description	Art. no.		EUR
			🚚	
Suction hose set R 3 (DN 80), 3 m	incl. PVC hose, hose nozzle, 2 hose clamps, foot valve and connecting pieces	6043357	A	**838.–**
Suction hose set R 3 (DN 80), 8 m	incl. PVC hose, hose nozzle, 2 hose clamps, foot valve and connecting pieces	6043358	A	**1 034.–**
Hose nozzle Ø 90 mm/R 3	with male thread, incl. hose clip	2083112	C	**157.–**
Synthetic pressure hose 10 m, Ø 90 mm	Inside Ø 90 mm, PN 8, including 2 hose clips	2017152	A	**211.–**
Synthetic pressure hose 20 m, Ø 90 mm	Inside Ø 90 mm, PN 8, including 2 hose clips	2017193	C	**399.–**
Synthetic pressure hose 30 m, Ø 90 mm	Inside Ø 90 mm, PN 8, including 2 hose clips	2017194	A	**554.–**

Price group: PG14

Electrical accessories – simple mains connection

Accessories for simple connection to the mains system.

Type	Description	Art. no.		EUR
			🚚	
Connection cable 4 x 1.5 mm²	Connection cable Type NSSHÖU; cross-section: 4x1.5 mm² (material sold by the metre)	6007632	C	**8.–**
Connection cable 4 x 2.5 mm²	Connection cable Type NSSHÖU; cross-section: 4x2.5 mm² (material sold by the metre)	6007639	C	**14.–**
CEE motor protection plug 1,8...2,6 A	CEE phase inverter plug with indication of the direction of rotation and thermal motor protection Connection for a float switch. With On/Off switch for “manual/automatic mode”	2525865	L	**348.–**

You can find more accessories at the end in the chapter Electric accessories!
Attention: Switchgears are not protected against explosions and can be used only outside potentially explosive areas. If pumps are used within potentially explosive areas, onsite measures are required.

🚚 = ready for delivery, L = supply availability, C = approx. 2 weeks, K = approx. 4 weeks, A = on request, 📞 = please contact Wilo
Subject to change – all prices do not include VAT. Our General Terms of Delivery and Service apply (see www.wilo.com/legal) – valid from 01/01/2019 in Germany.

Price group: PG14

Electrical accessories – simple mains connection

Accessories for simple connection to the mains system.

Type	Description	Art. no.		EUR
CEE motor protection plug 3,7...5,5 A	CEE phase inverter plug with indication of the direction of rotation and thermal motor protection Connection for a float switch. With On/Off switch for “manual/automatic mode”	2017212	C	**363.–**
CEE motor protection plug 5,5...8,0 A	CEE phase inverter plug with indication of the direction of rotation and thermal motor protection Connection for a float switch. With On/Off switch for “manual/automatic mode”	2017213	C	**378.–**

You can find more accessories at the end in the chapter Electric accessories!
Attention: Switchgears are not protected against explosions and can be used only outside potentially explosive areas. If pumps are used within potentially explosive areas, onsite measures are required.

Price group: PG14

Electrical accessories – mains-independent alarm signal

Alarm signal for detection of flooding in rooms and buildings. The alarm signal is acoustic, optical or wireless. In addition, other consumers can be controlled directly.

Type	Description	Art. no.		EUR
Small alarm switchgear KAS	Network-independent small alarm switchgear in ISO plug housing with shock-proof plug, acoustic alarm signal and attached electrode with 3 m cable for level measurement.	501534094	L	**343.–**
AlarmControl 1	Network-independent alarm system with shock-proof plug, acoustic alarm signal and attached mini-floater switch with 3 m cable for level measurement.	2522846	L	**134.–**
AlarmControl 2	Network-independent alarm system with shock-proof adapter plug for the direct connection of a consumer, acoustic alarm signal and attached mini-floater switch with 3 m cable for level measurement.	2522847	L	**166.–**

You can find more accessories at the end in the chapter Electric accessories!
Attention: Switchgears are not protected against explosions and can be used only outside potentially explosive areas. If pumps are used within potentially explosive areas, onsite measures are required.

Price group: PG14

Electrical accessories – level control with float switch

Level measurement using several float switches for the different water levels, including high water alarm signal. The breakdown barrier and the Ex cutoff relays are not required except for the connection of signal transmitters in potentially explosive areas! These can also be dispensed with when the SC-L..-Ex switchgear is used!

Type	Description	Art. no.		EUR
MS-L-1x4kW-DOL	Microprocessor-controlled switchgear for level-dependent control of one submersible motor pump with float switch.	2539741	L	**488.–**
MS-L-2x4kW-DOL	Microprocessor-controlled switchgear for level-dependent control of two submersible motor pumps with float switch.	2539745	L	**660.–**
Float switches WA65 with 5 m cable	Signal transmitters for contaminated fluids without faeces with a maximum temperature of 60 °C. Switching: up “ON”/down “OFF”.	503211390	L	**79.–**
WA65 float switches with 10 m cable	Signal transmitters for contaminated fluids without faeces with a maximum temperature of 60 °C. Switching: up “ON”/down “OFF”.	503211893	L	**150.–**
WA65 float switches with 20 m cable	Signal transmitters for contaminated fluids without faeces with a maximum temperature of 60 °C. Switching: up “ON”/down “OFF”.	2004431	L	**224.–**
Float switches WA65 with 30 m cable	Signal transmitters for contaminated fluids without faeces with a maximum temperature of 60 °C. Switching: up “ON”/down “OFF”.	2004432	L	**304.–**
Float switches WA95 with 5 m cable	Signal transmitters for contaminated fluids without faeces with a maximum temperature of 90 °C. Switching: up “ON”/down “OFF”.	6082806	L	**112.–**
Float switches WA95 with 10 m cable	Signal transmitters for contaminated fluids without faeces with a maximum temperature of 90 °C. Switching: up “ON”/down “OFF”.	6082807	L	**189.–**
Flash light 230V AC	Optical alarm signal for connection to a switchgear. Suitable for outside installation.	2510429	L	**136.–**

You can find more accessories at the end in the chapter Electric accessories!
Attention: Switchgears are not protected against explosions and can be used only outside potentially explosive areas. If pumps are used within potentially explosive areas, onsite measures are required.

= ready for delivery, L = supply availability, C = approx. 2 weeks, K = approx. 4 weeks, A = on request, = please contact Wilo
Subject to change – all prices do not include VAT. Our General Terms of Delivery and Service apply (see www.wilo.com/legal) – valid from 01/01/2019 in Germany.

Price group: PG14

Electrical accessories – level control with float switch

Level measurement using several float switches for the different water levels, including high water alarm signal. The breakdown barrier and the Ex cutoff relays are not required except for the connection of signal transmitters in potentially explosive areas! These can also be dispensed with when the SC-L..-Ex switchgear is used!

Type	Description	Art. no.		EUR
Signal horn 230V AC	Acoustic alarm signal (88 dBA) for connection to a switchgear. Suitable for outside installation.	501459398	L	**81.–**
ZSD CEE16 with 5 m cable, 5m	Intermediate float switch with CEE plug/coupling for level-dependent control of three-phase consumers	6023412	A	**497.–**
ZSD CEE16 with 10 m cable, 10m	Intermediate float switch with CEE plug/coupling for level-dependent control of three-phase consumers	6021206	L	**532.–**
ZSD CEE16 with 20 m cable, 20m	Intermediate float switch with CEE plug/coupling for level-dependent control of three-phase consumers	6021205	L	**541.–**
NiMh rechargeable battery, 9 V/200 mAh	Rechargeable battery to be installed in the switchgears Wilo-control MS-L and EC-L for a mains-independent alarm	2522850	L	**24.–**

You can find more accessories at the end in the chapter Electric accessories!
Attention: Switchgears are not protected against explosions and can be used only outside potentially explosive areas. If pumps are used within potentially explosive areas, onsite measures are required.



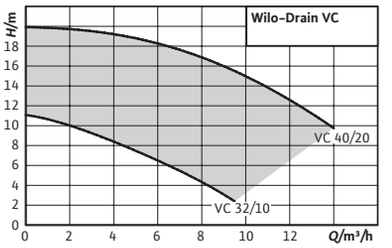

Accessories **Page**
Commissioning/maintenance 592

Wilo-Drain VC

Design type
Vertical pedestal-type non-submersible drainage pump with standard motor

Application
Pumping of
- → Wastewater with a maximum fluid temperature of 95 °C

Scope of delivery
- → Pump with fitted float switch
- → Installation and operating instructions

Special features/product advantages
- → For fluid temperatures up to 95 °C
- → Long service life, even in the event of long periods of standstill
- → Easy operation due to the attached float switch

Price group: PG7

Ordering information

Drain VC	Pressure port	Rated power	Mains connection	Art. no.		
Type		P_2 kW			🚚	EUR
32/10	R 1	0.37	1~230 V, 50 Hz	2044582	L	**1 786.–**
32/10	R 1	0.37	–	2044583	L	**1 603.–**
40/20	R 1½	2.20	–	2044584	L	**2 648.–**

Price group: PG14

Electrical accessories – simple mains connection

Accessories for simple connection to the mains system.

Type	Description	Art. no.		
			🚚	EUR
5 m connection cable including plug with on/off switch	5 m connecting cable of H07RN-F type (cross-section: 3G1) including shock-proof plug with on/off switch, without motor protection	2050436	L	**78.–**
Connection cable 4 x 1.5 mm²	Connection cable Type NSSHÖU; cross-section: 4x1.5 mm² (material sold by the metre)	6007632	C	**8.–**
Connection cable 4 x 2.5 mm²	Connection cable Type NSSHÖU; cross-section: 4x2.5 mm² (material sold by the metre)	6007639	C	**14.–**

You can find more accessories at the end in the chapter Electric accessories!
Attention: Switchgears are not protected against explosions and can be used only outside potentially explosive areas. If pumps are used within potentially explosive areas, onsite measures are required.

🚚 = ready for delivery, L = supply availability, C = approx. 2 weeks, K = approx. 4 weeks, A = on request, ✆ = please contact Wilo
Subject to change – all prices do not include VAT. Our General Terms of Delivery and Service apply (see www.wilo.com/legal) – valid from 01/01/2019 in Germany.

Price group: PG14

Electrical accessories – simple mains connection

Accessories for simple connection to the mains system.

Type	Description	Art. no.		EUR
CEE motor protection plug 1,2...1,8 A	CEE phase inverter plug with indication of the direction of rotation and thermal motor protection Connection for a float switch. With On/Off switch for “manual/automatic mode”	2525864	C	**358.–**
CEE motor protection plug 2,6...3,7 A	CEE phase inverter plug with indication of the direction of rotation and thermal motor protection Connection for a float switch. With On/Off switch for “manual/automatic mode”	2017211	C	**363.–**

You can find more accessories at the end in the chapter Electric accessories!
Attention: Switchgears are not protected against explosions and can be used only outside potentially explosive areas. If pumps are used within potentially explosive areas, onsite measures are required.

Price group: PG14

Electrical accessories – mains-independent alarm signal

Alarm signal for detection of flooding in rooms and buildings. The alarm signal is acoustic, optical or wireless. In addition, other consumers can be controlled directly.

Type	Description	Art. no.		EUR
Small alarm switchgear KAS	Network-independent small alarm switchgear in ISO plug housing with shock-proof plug, acoustic alarm signal and attached electrode with 3 m cable for level measurement.	501534094	L	**343.–**
AlarmControl 1	Network-independent alarm system with shock-proof plug, acoustic alarm signal and attached mini-floater switch with 3 m cable for level measurement.	2522846	L	**134.–**
AlarmControl 2	Network-independent alarm system with shock-proof adapter plug for the direct connection of a consumer, acoustic alarm signal and attached mini-floater switch with 3 m cable for level measurement.	2522847	L	**166.–**

You can find more accessories at the end in the chapter Electric accessories!
Attention: Switchgears are not protected against explosions and can be used only outside potentially explosive areas. If pumps are used within potentially explosive areas, onsite measures are required.

= ready for delivery, L = supply availability, C = approx. 2 weeks, K = approx. 4 weeks, A = on request, = please contact Wilo
Subject to change – all prices do not include VAT. Our General Terms of Delivery and Service apply (see www.wilo.com/legal) – valid from 01/01/2019 in Germany.



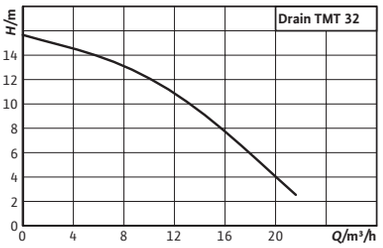

Accessories **Page**
Commissioning/maintenance 592

Wilo-Drain TMT

Design type
Submersible drainage pump

Application
Pumping of
→ Wastewater with a maximum fluid temperature of 95 °C

Special features/product advantages
→ Temperature resistance for fluid temperatures up to 95 °C
→ High operational reliability due to motor temperature monitoring and sealed cable inlet

Scope of delivery
→ Submersible drainage pump
→ Installation and operating instructions

Price group: PG7

Ordering information

Drain TMT	Pressure port	Connection cable length	Rated power	Mains connection	Art. no.		
Type		m	P_2 kW				EUR
32M113/7,5Ci	G 1¼	10	0.75	3~400 V, 50 Hz	6070087	L	**2 606.–**

Price group: PG14

Electrical accessories – simple mains connection

Accessories for simple connection to the mains system.

Type	Description	Art. no.		
				EUR
CEE motor protection plug 1,8...2,6 A	CEE phase inverter plug with indication of the direction of rotation and thermal motor protection Connection for a float switch. With On/Off switch for “manual/automatic mode”	2525865	L	**348.–**

You can find more accessories at the end in the chapter Electric accessories!
Attention: Switchgears are not protected against explosions and can be used only outside potentially explosive areas. If pumps are used within potentially explosive areas, onsite measures are required.

Price group: PG14

Electrical accessories – mains-independent alarm signal

Alarm signal for detection of flooding in rooms and buildings. The alarm signal is acoustic, optical or wireless. In addition, other consumers can be controlled directly.

Type	Description	Art. no.		
			🚚	EUR
DrainAlarm 2	Network-independent alarm switchgear with optical and acoustic alarm signal and with a connection for one float switch.	2545133	L	**399.–**
DrainAlarm GSM	Network-independent alarm switchgear with optical, acoustic and wireless (per GSM) alarm signal and with a connection for one float switch.	2542911	L	**1 077.–**
Float switches WA95 with 5 m cable	Signal transmitters for contaminated fluids without faeces with a maximum temperature of 90 °C. Switching: up "ON"/down "OFF".	6082806	L	**112.–**
Float switches WA95 with 10 m cable	Signal transmitters for contaminated fluids without faeces with a maximum temperature of 90 °C. Switching: up "ON"/down "OFF".	6082807	L	**189.–**
Flash light 230V AC	Optical alarm signal for connection to a switchgear. Suitable for outside installation.	2510429	L	**136.–**
Signal horn 230V AC	Acoustic alarm signal (88 dBA) for connection to a switchgear. Suitable for outside installation.	501459398	L	**81.–**

You can find more accessories at the end in the chapter Electric accessories!
Attention: Switchgears are not protected against explosions and can be used only outside potentially explosive areas. If pumps are used within potentially explosive areas, onsite measures are required.

Price group: PG14

Electrical accessories – level control with float switch

Level measurement using several float switches for the different water levels, including high water alarm signal. The breakdown barrier and the Ex cutoff relays are not required except for the connection of signal transmitters in potentially explosive areas! These can also be dispensed with when the SC-L..-Ex switchgear is used!

Type	Description	Art. no.		
			🚚	EUR
MS-L-1x4kW-DOL	Microprocessor-controlled switchgear for level-dependent control of one submersible motor pump with float switch.	2539741	L	**488.–**
MS-L-2x4kW-DOL	Microprocessor-controlled switchgear for level-dependent control of two submersible motor pumps with float switch.	2539745	L	**660.–**
Float switches WA95 with 5 m cable	Signal transmitters for contaminated fluids without faeces with a maximum temperature of 90 °C. Switching: up "ON"/down "OFF".	6082806	L	**112.–**
Float switches WA95 with 10 m cable	Signal transmitters for contaminated fluids without faeces with a maximum temperature of 90 °C. Switching: up "ON"/down "OFF".	6082807	L	**189.–**
Flash light 230V AC	Optical alarm signal for connection to a switchgear. Suitable for outside installation.	2510429	L	**136.–**
Signal horn 230V AC	Acoustic alarm signal (88 dBA) for connection to a switchgear. Suitable for outside installation.	501459398	L	**81.–**
NiMh rechargeable battery, 9 V/200 mAh	Rechargeable battery to be installed in the switchgears Wilo-control MS-L and EC-L for a mains-independent alarm	2522850	L	**24.–**

You can find more accessories at the end in the chapter Electric accessories!
Attention: Switchgears are not protected against explosions and can be used only outside potentially explosive areas. If pumps are used within potentially explosive areas, onsite measures are required.



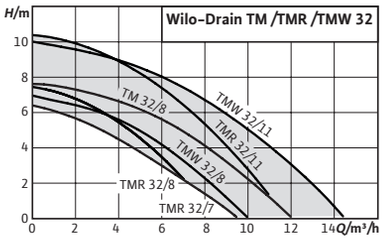

Accessories **Page**
Commissioning/maintenance 592

Wilo-Drain TM/TMW/TMR 32

Design type
Submersible drainage pump

Application
Pumping of
- → Pre-cleaned sewage without faeces and long-fibre components
- → Wastewater

Scope of delivery
- → Pump with cable, plug and fitted float switch (except TM 32/8)
- → Non-return valve included (except TM 32/7 and TM 32/8-10M)

Special features/product advantages
- → The minimal residual water level is 2 mm (TMR version only)
- → Ergonomic handle, low weight, user-friendly thanks to its ready-to-plug design (Plug&Pump)
- → Operational reliability due to built-in sheath flow cooling, mechanical seal with sealing chamber and stainless steel-encapsulated motor
- → Cable length 4 to 10 m, depending on the type
- → Fluid temperature: max. 90 °C

- → Hose connection with male thread or hose nozzle (ø 35 mm)
- → Installation and operating instructions

Price group: PG7

Ordering information

Drain TM	Pressure port	Connection cable length	Rated power	Mains connection	Art. no.		
Type		m	P_2 kW				EUR
32/7	Rp 1¼	4	0.25	1~230 V, 50 Hz	4048412	L	**233.-**
32/8-10M	Rp 1¼	10	0.37	1~230 V, 50 Hz	4048411	L	**277.-**

Price group: PG7

Ordering information

Drain TMR	Pressure port	Connection cable length	Rated power	Mains connection	Art. no.		
Type		m	P_2 kW				EUR
32/8	Rp 1¼	4	0.37	1~230 V, 50 Hz	4145325	L	**248.-**
32/8-10M	Rp 1¼	10	0.37	1~230 V, 50 Hz	4145326	L	**277.-**
32/11	Rp 1¼	4	0.55	1~230 V, 50 Hz	4145327	L	**469.-**

= ready for delivery, L = supply availability, C = approx. 2 weeks, K = approx. 4 weeks, A = on request, = please contact Wilo
Subject to change – all prices do not include VAT. Our General Terms of Delivery and Service apply (see www.wilo.com/legal) – valid from 01/01/2019 in Germany.

Price group: PG7

Ordering information

Drain TMW	Pressure port	Connection cable length	Rated power	Mains connection	Art. no.		
Type		m	P_2 kW				EUR
32/8	Rp 1¼	4	0.37	1~230 V, 50 Hz	4048413	L	**248.–**
32/8-10M	Rp 1¼	10	0.37	1~230 V, 50 Hz	4058059	L	**336.–**
32/11	Rp 1¼	4	0.55	1~230 V, 50 Hz	4048414	L	**469.–**
32/11-10M	Rp 1¼	10	0.55	1~230 V, 50 Hz	4058060	L	**565.–**
32/11HD	Rp 1¼	10	0.55	1~230 V, 50 Hz	4048715	L	**627.–**

Price group: PG14

Accessories for stationary wet well installation

Type	Description	Art. no.		
				EUR
Gate valve set Rp 1¼	Made of brass with female thread and double nipple with male thread R 1¼	2528652	L	**55.–**
Non-return valve Rp 1¼	made of plastic, with female thread	501533696	L	**85.–**

Price group: PG14

Electrical accessories – mains-independent alarm signal

Alarm signal for detection of flooding in rooms and buildings. The alarm signal is acoustic, optical or wireless. In addition, other consumers can be controlled directly.

Type	Description	Art. no.		
				EUR
Small alarm switchgear KAS	Network-independent small alarm switchgear in ISO plug housing with shock-proof plug, acoustic alarm signal and attached electrode with 3 m cable for level measurement.	501534094	L	**343.–**
AlarmControl 1	Network-independent alarm system with shock-proof plug, acoustic alarm signal and attached mini-floater switch with 3 m cable for level measurement.	2522846	L	**134.–**
AlarmControl 2	Network-independent alarm system with shock-proof adapter plug for the direct connection of a consumer, acoustic alarm signal and attached mini-floater switch with 3 m cable for level measurement.	2522847	L	**166.–**

You can find more accessories at the end in the chapter Electric accessories!

Attention: Switchgears are not protected against explosions and can be used only outside potentially explosive areas. If pumps are used within potentially explosive areas, onsite measures are required.

= ready for delivery, L = supply availability, C = approx. 2 weeks, K = approx. 4 weeks, A = on request, = please contact Wilo

Subject to change – all prices do not include VAT. Our General Terms of Delivery and Service apply (see www.wilo.com/legal) – valid from 01/01/2019 in Germany.



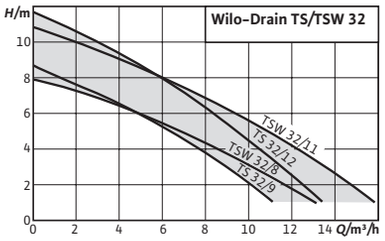

Accessories **Page**
Commissioning/maintenance 592

Wilo-Drain TS/TSW 32

Design type
Submersible drainage pump

Application
Pumping of
- → Pre-cleaned sewage without faeces and long-fibre components
- → Wastewater

Scope of delivery
- → Pump with cable, plug and fitted float switch
- → Non-return valve included
- → Hose connector (Ø 32 mm, R1)
- → Installation and operating instructions

Special features/product advantages
- → Sturdy, impact-resistant stainless steel housing – perfect for mobile applications
- → Turbulator Twister (TSW): constantly clean pump chamber and no generation of fluid-related odours
- → Quick installation thanks to ready-to-plug pump (Plug & Pump)
- → Sheath current cooling and motor temperature monitoring
- → High-quality motor seal with additional dirt deflector
- → Detachable connection cable and float switch

Price group: PG7

Ordering information

Drain TS	Pressure port	Connection cable length	Rated power	Mains connection	Art. no.		
Type		m	P_2 kW				EUR
32/9-A	Rp 1¼	10	0.30	1~230 V, 50 Hz	6043943	L	**320.–**
32/12-A	Rp 1¼	10	0.60	1~230 V, 50 Hz	6043945	L	**393.–**

Price group: PG7

Ordering information

Drain TSW	Pressure port	Connection cable length	Rated power	Mains connection	Art. no.		
Type		m	P_2 kW				EUR
32/8-A	Rp 1¼	10	0.30	1~230 V, 50 Hz	6045167	L	**336.–**
32/11-A	Rp 1¼	10	0.60	1~230 V, 50 Hz	6045166	L	**417.–**

= ready for delivery, L = supply availability, C = approx. 2 weeks, K = approx. 4 weeks, A = on request, = please contact Wilo
Subject to change – all prices do not include VAT. Our General Terms of Delivery and Service apply (see www.wilo.com/legal) – valid from 01/01/2019 in Germany.

Price group: PG14

Accessories for stationary wet well installation

Type	Description	Art. no.		
			🚚	EUR
Gate valve set Rp 1¼	Made of brass with female thread and double nipple with male thread R 1¼	2528652	L	**55.–**
Non-return valve Rp 1¼	made of plastic, with female thread	501533696	L	**85.–**

Price group: PG14

Electrical accessories – mains-independent alarm signal

Alarm signal for detection of flooding in rooms and buildings. The alarm signal is acoustic, optical or wireless. In addition, other consumers can be controlled directly.

Type	Description	Art. no.		
			🚚	EUR
Small alarm switchgear KAS	Network-independent small alarm switchgear in ISO plug housing with shock-proof plug, acoustic alarm signal and attached electrode with 3 m cable for level measurement.	501534094	L	**343.–**
AlarmControl 1	Network-independent alarm system with shock-proof plug, acoustic alarm signal and attached mini-floater switch with 3 m cable for level measurement.	2522846	L	**134.–**
AlarmControl 2	Network-independent alarm system with shock-proof adapter plug for the direct connection of a consumer, acoustic alarm signal and attached mini-floater switch with 3 m cable for level measurement.	2522847	L	**166.–**

You can find more accessories at the end in the chapter Electric accessories!
Attention: Switchgears are not protected against explosions and can be used only outside potentially explosive areas. If pumps are used within potentially explosive areas, onsite measures are required.



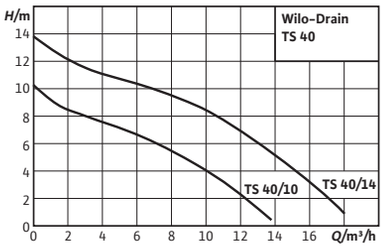

Accessories **Page**
Commissioning/maintenance 592

Wilo-Drain TS 40

Design type
Submersible drainage pump

Application
Pumping of
- → Pre-cleaned sewage without faeces and long-fibre components
- → Wastewater

Special features/product advantages
- → Simple handling thanks to low weight
- → Attached float switch and plug (A version) enable ease of use

Scope of delivery
- → Pump with 10 m connection cable and bare cable end
- → A-model with float switch and plug
- → Hose connection
- → Installation and operating instructions

Price group: PG7

Ordering information

Drain TS 40	Pressure port	Rated power	Connection cable length	Mains connection	Art. no.		
Type		P_2 kW	m				EUR
40/10-A	Rp 1½	0.40	10	1~230 V, 50 Hz	2063926	L	**519.–**
40/10	Rp 1½	0.40	10	1~230 V, 50 Hz	2063928	L	**494.–**
40/10	Rp 1½	0.40	10	3~400 V, 50 Hz	2063927	L	**516.–**
40/14-A	Rp 1½	0.75	10	1~230 V, 50 Hz	2063929	L	**583.–**
40/14	Rp 1½	0.75	10	1~230 V, 50 Hz	2063931	L	**555.–**
40/14	Rp 1½	0.75	10	3~400 V, 50 Hz	2063930	L	**573.–**

Price group: PG14

Accessories for portable wet well installation DN40

Type	Description	Art. no.		
				EUR
Hose nozzle Ø 40 mm/R 1½	with male thread made of plastic, incl. hose clip	4027335	L	**35.–**
Synthetic pressure hose 3 m, Ø 42 mm	Inside Ø 42 mm, PN 6, including hose clip	2027641	K	**40.–**
Synthetic pressure hose 5 m, Ø 42 mm	Inside Ø 42 mm, PN 6, including hose clip	2027642	L	**68.–**

= ready for delivery, L = supply availability, C = approx. 2 weeks, K = approx. 4 weeks, A = on request, = please contact Wilo
Subject to change – all prices do not include VAT. Our General Terms of Delivery and Service apply (see www.wilo.com/legal) – valid from 01/01/2019 in Germany.

Price group: PG14

Accessories for portable wet well installation DN40

Type	Description	Art. no.		EUR
			🚚	
Synthetic pressure hose 15 m, Ø 42 mm	Inside Ø 42 mm, PN 6, including hose clip	2027643	K	**125.–**
Fixed coupling Storz C/G 1½	made of aluminium, Storz C connection, with male thread	6072745	A	**20.–**
Plastic spiral hose 5 m, with Storz C	Inside Ø 52 mm, including coupling, 4.5/13.5 bar	6022269	L	**298.–**
Plastic spiral hose 10 m, with Storz C	Inside Ø 52 mm, including coupling, 4.5/13.5 bar	6022270	L	**481.–**
Plastic spiral hose 20 m, with Storz C	Inside Ø 52 mm, including coupling, 4.5/13.5 bar	6022271	L	**674.–**
Chain set PCS-CE, stainless steel, 400 kg, 5 m	As chain sling with 2 shackles in 1.4401 stainless steel. Bearing capacity: 400 kg	6063136	L	**397.–**
Chain set PCS-CE, stainless steel, 400 kg, 10 m	As chain sling with 2 shackles in 1.4401 stainless steel. Bearing capacity: 400 kg	6063138	L	**626.–**
Chain set PCS-CE, galvanised steel, 400 kg, 5 m	As chain sling with 2 shackles in galvanised steel. Bearing capacity: 400 kg	6063140	L	**144.–**
Chain set PCS-CE, galvanised steel, 400 kg, 10 m	As chain sling with 2 shackles in galvanised steel. Bearing capacity: 400 kg	6063142	L	**268.–**

Price group: PG14

Electrical accessories – simple mains connection

Accessories for simple connection to the mains system.

Type	Description	Art. no.		EUR
			🚚	
CEE motor protection plug 1,2...1,8 A	CEE phase inverter plug with indication of the direction of rotation and thermal motor protection Connection for a float switch. With On/Off switch for "manual/automatic mode"	2525864	C	**358.–**
CEE motor protection plug 1,8...2,6 A	CEE phase inverter plug with indication of the direction of rotation and thermal motor protection Connection for a float switch. With On/Off switch for "manual/automatic mode"	2525865	L	**348.–**

You can find more accessories at the end in the chapter Electric accessories!
Attention: Switchgears are not protected against explosions and can be used only outside potentially explosive areas. If pumps are used within potentially explosive areas, onsite measures are required.

Price group: PG14

Electrical accessories – level control with float switch

Level measurement using several float switches for the different water levels, including high water alarm signal. The breakdown barrier and the Ex cutoff relays are not required except for the connection of signal transmitters in potentially explosive areas! These can also be dispensed with when the SC-L..-Ex switchgear is used!

Type	Description	Art. no.		EUR
			🚚	
MS-L-1x4kW-DOL	Microprocessor-controlled switchgear for level-dependent control of one submersible motor pump with float switch.	2539741	L	**488.–**
MS-L-2x4kW-DOL	Microprocessor-controlled switchgear for level-dependent control of two submersible motor pumps with float switch.	2539745	L	**660.–**
Float switches WA65 with 5 m cable	Signal transmitters for contaminated fluids without faeces with a maximum temperature of 60 °C. Switching: up "ON"/down "OFF".	503211390	L	**79.–**
WA65 float switches with 10 m cable	Signal transmitters for contaminated fluids without faeces with a maximum temperature of 60 °C. Switching: up "ON"/down "OFF".	503211893	L	**150.–**

You can find more accessories at the end in the chapter Electric accessories!
Attention: Switchgears are not protected against explosions and can be used only outside potentially explosive areas. If pumps are used within potentially explosive areas, onsite measures are required.

🚚 = ready for delivery, L = supply availability, C = approx. 2 weeks, K = approx. 4 weeks, A = on request, 📞 = please contact Wilo
Subject to change – all prices do not include VAT. Our General Terms of Delivery and Service apply (see www.wilo.com/legal) – valid from 01/01/2019 in Germany.

Price group: PG14

Electrical accessories – level control with float switch

Level measurement using several float switches for the different water levels, including high water alarm signal. The breakdown barrier and the Ex cutoff relays are not required except for the connection of signal transmitters in potentially explosive areas! These can also be dispensed with when the SC-L..-Ex switchgear is used!

Type	Description	Art. no.		EUR
WA65 float switches with 20 m cable	Signal transmitters for contaminated fluids without faeces with a maximum temperature of 60 °C. Switching: up “ON”/down “OFF”.	2004431	L	**224.–**
Float switches WA65 with 30 m cable	Signal transmitters for contaminated fluids without faeces with a maximum temperature of 60 °C. Switching: up “ON”/down “OFF”.	2004432	L	**304.–**
Flash light 230V AC	Optical alarm signal for connection to a switchgear. Suitable for outside installation.	2510429	L	**136.–**
Signal horn 230V AC	Acoustic alarm signal (88 dBA) for connection to a switchgear. Suitable for outside installation.	501459398	L	**81.–**
NiMh rechargeable battery, 9 V/200 mAh	Rechargeable battery to be installed in the switchgears Wilo-control MS-L and EC-L for a mains-independent alarm	2522850	L	**24.–**

You can find more accessories at the end in the chapter Electric accessories!
Attention: Switchgears are not protected against explosions and can be used only outside potentially explosive areas. If pumps are used within potentially explosive areas, onsite measures are required.

Price group: PG14

Electrical accessories – mains-independent alarm signal

Alarm signal for detection of flooding in rooms and buildings. The alarm signal is acoustic, optical or wireless. In addition, other consumers can be controlled directly.

Type	Description	Art. no.		EUR
Small alarm switchgear KAS	Network-independent small alarm switchgear in ISO plug housing with shock-proof plug, acoustic alarm signal and attached electrode with 3 m cable for level measurement.	501534094	L	**343.–**
AlarmControl 1	Network-independent alarm system with shock-proof plug, acoustic alarm signal and attached mini-floater switch with 3 m cable for level measurement.	2522846	L	**134.–**
AlarmControl 2	Network-independent alarm system with shock-proof adapter plug for the direct connection of a consumer, acoustic alarm signal and attached mini-floater switch with 3 m cable for level measurement.	2522847	L	**166.–**
DrainAlarm 2	Network-independent alarm switchgear with optical and acoustic alarm signal and with a connection for one float switch.	2545133	L	**399.–**
Float switches WA65 with 5 m cable	Signal transmitters for contaminated fluids without faeces with a maximum temperature of 60 °C. Switching: up “ON”/down “OFF”.	503211390	L	**79.–**
WA65 float switches with 10 m cable	Signal transmitters for contaminated fluids without faeces with a maximum temperature of 60 °C. Switching: up “ON”/down “OFF”.	503211893	L	**150.–**
Flash light 230V AC	Optical alarm signal for connection to a switchgear. Suitable for outside installation.	2510429	L	**136.–**
Signal horn 230V AC	Acoustic alarm signal (88 dBA) for connection to a switchgear. Suitable for outside installation.	501459398	L	**81.–**

You can find more accessories at the end in the chapter Electric accessories!
Attention: Switchgears are not protected against explosions and can be used only outside potentially explosive areas. If pumps are used within potentially explosive areas, onsite measures are required.



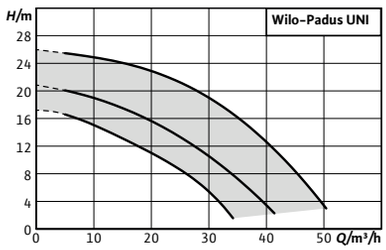

Accessories **Page**
Commissioning/maintenance 592

Wilo-Padus UNI

Design type
Submersible drainage pump for intermittent operation for portable wet well installation

Application
Pumping of
- → Pre-cleaned sewage without faeces and long-fibre components
- → Wastewater

Scope of delivery
- → Submersible drainage pump with 10 m cable
- → Operating and maintenance manual

Special features/product advantages
- → Exceptional reliability owing to corrosion-free hydraulics for universal applications and various fluids
- → Easy installation thanks to its low weight, integrated capacitor at the AC motor and threaded flange
- → Optimum efficiency and high operational reliability owing to improved hydraulics
- → Quick maintenance facilitated by direct access to the sealing chamber and pump housing
- → Long maintenance intervals thanks to double mechanical seal and large volume sealing chamber
- → Clog-proof thanks to the integrated strainer

Price group: PG7

Ordering information

Padus UNI	Pressure port	Rated power	Connection cable length	Mains connection	Art. no.		
Type		P_2 kW	m				EUR
M05/M11-523/A	G 2	1.10	10	1~230 V, 50 Hz	6084802	L	**998.–**
M05/M11-523/P	G 2	1.10	10	1~230 V, 50 Hz	6084801	L	**945.–**
M05/M11-523/VA	G 2	1.10	10	1~230 V, 50 Hz	6084803	L	**1 045.–**
M05/M15-523/A	G 2	1.50	10	1~230 V, 50 Hz	6084807	L	**1 239.–**
M05/M15-523/P	G 2	1.50	10	1~230 V, 50 Hz	6084806	L	**1 186.–**
M05/M15-523/VA	G 2	1.50	10	1~230 V, 50 Hz	6084808	L	**1 287.–**
M05/T11-540	G 2	1.10	10	3~400 V, 50 Hz	6084804	L	**940.–**
M05/T11-540/A	G 2	1.10	10	3~400 V, 50 Hz	6084805	L	**1 326.–**
M05/T15-540	G 2	1.50	10	3~400 V, 50 Hz	6084809	L	**1 181.–**
M05/T15-540/A	G 2	1.50	10	3~400 V, 50 Hz	6084810	L	**1 567.–**

= ready for delivery, L = supply availability, C = approx. 2 weeks, K = approx. 4 weeks, A = on request, = please contact Wilo
Subject to change – all prices do not include VAT. Our General Terms of Delivery and Service apply (see www.wilo.com/legal) – valid from 01/01/2019 in Germany.

Price group: PG7

Ordering information

Padus UNI	Pressure port	Rated power	Connection cable length	Mains connection	Art. no.		
Type		P_2 kW	m				EUR
M05/T25-540	G 2	2.50	10	3~400 V, 50 Hz	6084811	L	**1 376.–**
M05/T25-540/A	G 2	2.50	10	3~400 V, 50 Hz	6084812	L	**1 757.–**
M05/T25-540/A 2½" KIT	G 2	2.50	10	3~400 V, 50 Hz	6084816	A	**1 887.–**
M05/T25-540 2½" KIT	G 2	2.50	10	3~400 V, 50 Hz	6084815	A	**1 506.–**

Price group: PG14

Mechanical accessories

Type	Description	Art. no.		
				EUR
Synthetic pressure hose 3 m, Ø 60 mm	Inside Ø 60 mm, PN 6, including hose clip	2027644	A	**106.–**
Synthetic pressure hose 5 m, Ø 60 mm	Inside Ø 60 mm, PN 6, including hose clip	2027645	A	**159.–**
Synthetic pressure hose 15 m, Ø 60 mm	Inside Ø 60 mm, PN 6, including hose clip	2027646	A	**208.–**
Synthetic pressure hose 10 m, Ø 60 mm	Inside Ø 60 mm, PN 6, including hose clip	2018106	A	**296.–**
Hose nozzle Ø 60 mm/G 2	with male thread made of plastic, incl. hose clip	4027334	C	**35.–**
Fixed coupling Storz C/G 2	made of aluminium, Storz C connection, with male thread	2018102	L	**21.–**
Plastic spiral hose 5 m, with Storz C	Inside Ø 52 mm, including coupling, 4.5/13.5 bar	6022269	L	**298.–**
Plastic spiral hose 10 m, with Storz C	Inside Ø 52 mm, including coupling, 4.5/13.5 bar	6022270	L	**481.–**
Plastic spiral hose 20 m, with Storz C	Inside Ø 52 mm, including coupling, 4.5/13.5 bar	6022271	L	**674.–**
Lifting chain kit PCS-LU, stainless steel, 200 kg, 1 m	Lifting chain for raising and lowering pumps; incl. 1 shackle.	**6084895**	A	**77.–**
Lifting chain kit PCS-LU, stainless steel, 200 kg, 3 m	Lifting chain for raising and lowering pumps; incl. 1 shackle; with connecting links each metre for suspension.	**6084894**	A	**172.–**
Lifting chain kit PCS-LU, stainless steel, 200 kg, 6 m	Lifting chain for raising and lowering pumps; incl. 1 shackle; with connecting links each metre for suspension.	**6084893**	A	**233.–**

= ready for delivery, L = supply availability, C = approx. 2 weeks, K = approx. 4 weeks, A = on request, = please contact Wilo
Subject to change – all prices do not include VAT. Our General Terms of Delivery and Service apply (see www.wilo.com/legal) – valid from 01/01/2019 in Germany.



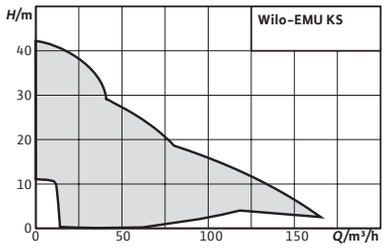

Accessories **Page**
Commissioning/maintenance 592

Wilo-EMU KS

Design type
Submersible drainage pump

Application
Pumping of
- → Wastewater
- → Process water

Scope of delivery
- → Pump with connection cable and plug
- → S version also with float switch
- → Pressure port with Storz pipe coupling
- → Installation and operating instructions

Special features/product advantages
- → Long service life thanks to robust construction
- → High operational reliability thanks to continuous duty, also in slurping operation
- → Easy handling due to connection cable with plug
- → Easy operation due to the fitted float switch (S version)

Notice
Additional variants are available upon request, in grey cast iron, with Ceram coating or Ex-rated.

Price group: PG8

Ordering information

EMU KS	Pressure port	Rated power	Mains connection	Explosion protection	Art. no.		
Type		P_2 kW		ATEX			EUR
5Ex D0	Storz C	0.75	3~400 V, 50 Hz	yes	6030969	L	**1 564.–**
5Ex DMS	Storz C	0.75	3~400 V, 50 Hz	yes	–	A	✆
6Ex D0	Storz C	0.75	3~400 V, 50 Hz	yes	–	A	✆
6Ex DMS	Storz C	0.75	3~400 V, 50 Hz	yes	–	A	✆
8D	Storz C	0.75	3~400 V, 50 Hz	no	6019736	L	**1 138.–**
8D GG	Storz C	0.75	3~400 V, 50 Hz	no	–	A	✆
8DS	Storz C	0.75	3~400 V, 50 Hz	no	6019739	L	**1 229.–**
8DS GG	Storz C	0.75	3~400 V, 50 Hz	no	–	A	✆
8E	Storz C	0.75	1~230 V, 50 Hz	no	6019740	L	**1 138.–**
8E GG	Storz C	0.75	1~230 V, 50 Hz	no	–	A	✆
8ES	Storz C	0.75	1~230 V, 50 Hz	no	6019741	L	**1 229.–**
8ES GG	Storz C	0.75	1~230 V, 50 Hz	no	–	A	✆
9D	Storz C	0.75	3~400 V, 50 Hz	no	6019743	L	**1 194.–**

⛟ = ready for delivery, L = supply availability, C = approx. 2 weeks, K = approx. 4 weeks, A = on request, ✆ = please contact Wilo
Subject to change – all prices do not include VAT. Our General Terms of Delivery and Service apply (see www.wilo.com/legal) – valid from 01/01/2019 in Germany.

Price group: PG8

Ordering information

EMU KS	Pressure port	Rated power	Mains connection	Explosion protection	Art. no.		
		P_2		ATEX			
Type		kW					EUR
9D GG	Storz C	0.75	3~400 V, 50 Hz	no	–	A	
9DS	Storz C	0.75	3~400 V, 50 Hz	no	–	A	
9DS GG	Storz C	0.75	3~400 V, 50 Hz	no	–	A	
9E	Storz C	0.75	1~230 V, 50 Hz	no	6019745	L	**1 194.–**
9E GG	Storz C	0.75	1~230 V, 50 Hz	no	–	A	
9ES	Storz C	0.75	1~230 V, 50 Hz	no	6020835	L	**1 286.–**
9 ES GG	Storz C	0.75	1~230 V, 50 Hz	no	–	A	
12D GG	Storz C	1.30	3~400 V, 50 Hz	no	6042087	L	**1 418.–**
12DS GG	Storz C	1.30	3~400 V, 50 Hz	no	6042089	L	**1 630.–**
12E GG	Storz C	1.30	1~230 V, 50 Hz	no	6042086	L	**1 418.–**
12ES GG	Storz C	1.30	1~230 V, 50 Hz	no	6042088	L	**1 630.–**
14D	Storz C	0.75	3~400 V, 50 Hz	no	6019447	L	**1 364.–**
14D GG	Storz C	0.75	3~400 V, 50 Hz	no	–	A	
14DS	Storz C	0.75	3~400 V, 50 Hz	no	–	A	
14DS GG	Storz C	0.75	3~400 V, 50 Hz	no	–	A	
14E	Storz C	0.75	1~230 V, 50 Hz	no	6019448	L	**1 364.–**
14E GG	Storz C	0.75	1~230 V, 50 Hz	no	–	A	
14ES	Storz C	0.75	1~230 V, 50 Hz	no	6019449	L	**1 454.–**
14ES GG	Storz C	0.75	1~230 V, 50 Hz	no	–	A	
15D	Storz C	1.30	3~400 V, 50 Hz	no	6019450	L	**1 569.–**
15D GG	Storz C	1.30	3~400 V, 50 Hz	no	–	A	
15DS	Storz C	1.30	3~400 V, 50 Hz	no	6019784	L	**1 660.–**
15DS GG	Storz C	1.30	3~400 V, 50 Hz	no	–	A	
15E	Storz C	1.30	1~230 V, 50 Hz	no	6019785	L	**1 569.–**
15E GG	Storz C	1.30	1~230 V, 50 Hz	no	–	A	
15ES	Storz C	1.30	1~230 V, 50 Hz	no	6001201	L	**1 660.–**
15ES GG	Storz C	1.30	1~230 V, 50 Hz	no	–	A	
16Ex D0	Storz C	2.00	3~400 V, 50 Hz	yes	–	A	
16Ex DMS-Ex	Storz C	2.00	3~400 V, 50 Hz	yes	–	A	
20D GG	Storz B	2.20	3~400 V, 50 Hz	no	6042090	L	**2 630.–**
20DS GG	Storz B	2.20	3~400 V, 50 Hz	no	6042091	L	**2 839.–**
24D	Storz B	2.40	–	no	6001204	L	**2 375.–**
24DS	Storz B	2.40	–	no	6023360	L	**2 632.–**
37ZH D	Storz A	3.85	3~400 V, 50 Hz	no	6019730	L	**4 170.–**
37ZH DS	Storz A	3.85	3~400 V, 50 Hz	no	–	A	
37ZM D	Storz A	3.85	3~400 V, 50 Hz	no	6019731	L	**4 170.–**
37ZM DS	Storz A	3.85	3~400 V, 50 Hz	no	–	A	
37ZN D	Storz A	3.85	3~400 V, 50 Hz	no	6019732	L	**4 170.–**
37ZN DS	Storz A	3.85	3~400 V, 50 Hz	no	–	A	
70ZH D	Storz A	7.50	3~400 V, 50 Hz	no	6021370	L	**4 959.–**
70ZH DS	Storz A	7.50	3~400 V, 50 Hz	no	–	A	
70ZM D	Storz A	7.50	3~400 V, 50 Hz	no	6021343	L	**4 959.–**
70ZM DS	Storz A	7.50	3~400 V, 50 Hz	no	–	A	
70ZN D	Storz A	7.50	3~400 V, 50 Hz	no	6021369	L	**4 959.–**
70ZN DS	Storz A	7.50	3~400 V, 50 Hz	no	–	A	

= ready for delivery, L = supply availability, C = approx. 2 weeks, K = approx. 4 weeks, A = on request, = please contact Wilo
Subject to change – all prices do not include VAT. Our General Terms of Delivery and Service apply (see www.wilo.com/legal) – valid from 01/01/2019 in Germany.

Price group: PG14

Mechanical accessories

Type	Description	Art. no.		EUR
			🚚	
Coupling key for Storz A, B, C	For Storz A, B and C	6022280	L	**32.–**
Coupling key for Storz F	For Storz F	6022281	C	**40.–**
Flat suction KS 8/KS 9	Suction down to 10 mm, additional level control not possible	6032495	L	**52.–**
Suction strainer extension KS 8/9	For filtering coarse contaminants	6032496	L	**174.–**
Suction strainer extension KS 14/15	For filtering coarse contaminants	6032616	C	**178.–**
Synthetic fibre pressure hose 5 m, with Storz C	Inside Ø 52 mm, including coupling, 12/40 bar	6003651	C	**52.–**
Synthetic fibre pressure hose 10 m, with Storz C	Inside Ø 52 mm, including coupling, 12/40 bar	6003650	L	**76.–**
Synthetic fibre pressure hose 20 m, with Storz C	Inside Ø 52 mm, including coupling, 12/40 bar	6003649	L	**113.–**
Synthetic fibre pressure hose 5 m, with Storz B	Inside Ø 75 mm, including coupling, 12/40 bar	6003052	L	**86.–**
Synthetic fibre pressure hose 10 m, with Storz B	Inside Ø 75 mm, including coupling, 12/40 bar	6003051	A	**112.–**
Synthetic fibre pressure hose 20 m, with Storz B	Inside Ø 75 mm, including coupling, 12/40 bar	6003050	A	**198.–**
Synthetic fibre pressure hose 20 m, with Storz A	Inside Ø 102 mm, including coupling, 8/20 bar	6022393	L	**328.–**
Synthetic fibre pressure hose 10 m, with Storz A	Inside Ø 102 mm, including coupling, 8/20 bar	6022392	K	**317.–**
Synthetic fibre pressure hose 5 m, with Storz A	Inside Ø 102 mm, including coupling, 8/20 bar	6022391	K	**162.–**
Plastic spiral hose 5 m, with Storz C	Inside Ø 52 mm, including coupling, 4.5/13.5 bar	6022269	L	**298.–**
Plastic spiral hose 10 m, with Storz C	Inside Ø 52 mm, including coupling, 4.5/13.5 bar	6022270	L	**481.–**
Plastic spiral hose 20 m, with Storz C	Inside Ø 52 mm, including coupling, 4.5/13.5 bar	6022271	L	**674.–**
Plastic spiral hose 5 m, with Storz B	Inside Ø 75 mm, including coupling, 3.5/10.5 bar	6022272	C	**172.–**
Plastic spiral hose 10 m, with Storz B	Inside Ø 75 mm, including coupling, 3.5/10.5 bar	6035187	C	**256.–**
Plastic spiral hose 20 m, with Storz B	Inside Ø 75 mm, including coupling, 3.5/10.5 bar	6022274	A	**503.–**
Plastic spiral hose 5 m, with Storz A	Inside Ø 102 mm, including coupling, 3.0/9.0 bar	6022275	C	**277.–**
Plastic spiral hose 10 m, with Storz A	Inside Ø 102 mm, including coupling, 3.0/9.0 bar	6022276	A	**455.–**
Plastic spiral hose 20 m, with Storz A	Inside Ø 102 mm, including coupling, 3.0/9.0 bar	6022277	C	**809.–**

🚚 = ready for delivery, L = supply availability, C = approx. 2 weeks, K = approx. 4 weeks, A = on request, 📞 = please contact Wilo
Subject to change – all prices do not include VAT. Our General Terms of Delivery and Service apply (see www.wilo.com/legal) – valid from 01/01/2019 in Germany.

Price group: PG14

Electrical accessories – level control with float switch

Level measurement using several float switches for the different water levels, including high water alarm signal. The breakdown barrier and the Ex cutoff relays are not required except for the connection of signal transmitters in potentially explosive areas! These can also be dispensed with when the SC-L..-Ex switchgear is used!

Type	Description	Art. no.		
			🚚	EUR
MS-L-1x4kW-DOL	Microprocessor-controlled switchgear for level-dependent control of one submersible motor pump with float switch.	2539741	L	**488.–**
MS-L-2x4kW-DOL	Microprocessor-controlled switchgear for level-dependent control of two submersible motor pumps with float switch.	2539745	L	**660.–**
Float switches WA65 with 5 m cable	Signal transmitters for contaminated fluids without faeces with a maximum temperature of 60 °C. Switching: up "ON"/down "OFF".	503211390	L	**79.–**
WA65 float switches with 10 m cable	Signal transmitters for contaminated fluids without faeces with a maximum temperature of 60 °C. Switching: up "ON"/down "OFF".	503211893	L	**150.–**
WA65 float switches with 20 m cable	Signal transmitters for contaminated fluids without faeces with a maximum temperature of 60 °C. Switching: up "ON"/down "OFF".	2004431	L	**224.–**
Float switches WA65 with 30 m cable	Signal transmitters for contaminated fluids without faeces with a maximum temperature of 60 °C. Switching: up "ON"/down "OFF".	2004432	L	**304.–**
Flash light 230V AC	Optical alarm signal for connection to a switchgear. Suitable for outside installation.	2510429	L	**136.–**
Signal horn 230V AC	Acoustic alarm signal (88 dBA) for connection to a switchgear. Suitable for outside installation.	501459398	L	**81.–**
ZSE shock-proof with 5 m cable	Intermediate float switch with shockproof plug/coupling for level-dependent control of single-phase consumers.	6017150	C	**75.–**
ZSE shock-proof with 10 m cable	Intermediate float switch with shockproof plug/coupling for level-dependent control of single-phase consumers.	6017313	C	**80.–**
ZSE shock-proof with 20 m cable	Intermediate float switch with shockproof plug/coupling for level-dependent control of single-phase consumers.	6021204	L	**120.–**
ZSD CEE16 with 5 m cable, 5m	Intermediate float switch with CEE plug/coupling for level-dependent control of three-phase consumers	6023412	A	**497.–**
ZSD CEE16 with 10 m cable, 10m	Intermediate float switch with CEE plug/coupling for level-dependent control of three-phase consumers	6021206	L	**532.–**
ZSD CEE16 with 20 m cable, 20m	Intermediate float switch with CEE plug/coupling for level-dependent control of three-phase consumers	6021205	L	**541.–**
NiMh rechargeable battery, 9 V/200 mAh	Rechargeable battery to be installed in the switchgears Wilo-control MS-L and EC-L for a mains-independent alarm	2522850	L	**24.–**

You can find more accessories at the end in the chapter Electric accessories!
Attention: Switchgears are not protected against explosions and can be used only outside potentially explosive areas. If pumps are used within potentially explosive areas, onsite measures are required.



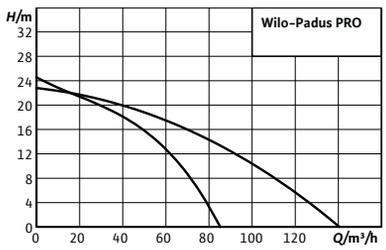

Accessories **Page**
Commissioning/maintenance 592

Wilo-Padus PRO

Design type
Submersible drainage pump

Application
Pumping of
- → Wastewater
- → Process water

Scope of delivery
- → Pump with bare cable ends
- → Pump with float and motor protection plug (A-model)
- → Pressure port with Storz pipe coupling
- → Installation and operating instructions

Special features/product advantages
- → High reliability in abrasive media thanks to rubber-coated hydraulics and impeller made of hardened chrome steel
- → Easy installation thanks to low weight and flexible pressure connection (vertical/horizontal)
- → Active cooling for reliable continuous duty, particularly in slurping operation
- → Easy maintenance due to quick access to wearing parts
- → Equipped with energy-efficient IE3 motor technology as standard
- → Highest operational reliability thanks to integrated protection function

Price group: PG8

Ordering information

Padus PRO	Pressure port	Rated power	Connection cable length	Mains connection	Art. no.		
Type		P_2 kW	m			🚚	EUR
M08L/T039-540	Storz B	3.90	23	3~400 V, 50 Hz	**6083440**	A	**3 527.–**
M08L/T039-540/A	Storz B	3.90	23	3~400 V, 50 Hz	**6083441**	A	**4 078.–**
M08L/T060-540	Storz B	6.00	23	3~400 V, 50 Hz	**6084030**	A	**4 436.–**
M08L/T060-540/A	Storz B	6.00	23	3~400 V, 50 Hz	**6084031**	A	**4 976.–**

🚚 = ready for delivery, L = supply availability, C = approx. 2 weeks, K = approx. 4 weeks, A = on request, 📞 = please contact Wilo
Subject to change – all prices do not include VAT. Our General Terms of Delivery and Service apply (see www.wilo.com/legal) – valid from 01/01/2019 in Germany.

Price group: PG14

Mechanical accessories				
Type	**Description**	**Art. no.**		
			🚚	EUR
Coupling key for Storz A, B, C	For Storz A, B and C	6022280	L	**32.–**
Synthetic fibre pressure hose 5 m, with Storz B	Inside Ø 75 mm, including coupling, 12/40 bar	6003052	L	**86.–**
Synthetic fibre pressure hose 10 m, with Storz B	Inside Ø 75 mm, including coupling, 12/40 bar	6003051	A	**112.–**
Synthetic fibre pressure hose 20 m, with Storz B	Inside Ø 75 mm, including coupling, 12/40 bar	6003050	A	**198.–**
Plastic spiral hose 5 m, with Storz B	Inside Ø 75 mm, including coupling, 3.5/10.5 bar	6022272	C	**172.–**
Plastic spiral hose 10 m, with Storz B	Inside Ø 75 mm, including coupling, 3.5/10.5 bar	6035187	C	**256.–**
Plastic spiral hose 20 m, with Storz B	Inside Ø 75 mm, including coupling, 3.5/10.5 bar	6022274	A	**503.–**



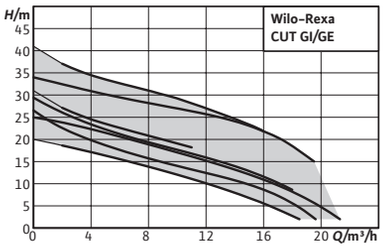

Accessories **Page**

Commissioning/maintenance 592

Wilo-Rexa CUT

Design type

Submersible sewage pump with macerator for intermittent duty and continuous duty, for stationary and portable wet well installation.

Application

Pumping of

- → Sewage containing faeces in accordance with **(DIN) EN** 12050-1
- → Wastewater

Scope of delivery

- → Pump
- → 10 m connection cable with plug (single-phase version) or bare cable end (three-phase version)
- → Installation and operating instructions

Special features/product advantages

- → Especially reliable due to ATEX approval and longitudinally watertight cable inlet (CUT GE...)
- → Excellent operational reliability due to spherically formed macerator with pulling cut
- → Long service life through a high-quality motor seal with two independent mechanical seals and optional pencil electrode for sealing chamber control

Price group: PG8

Ordering information

Rexa CUT	Pressure port	Rated power	Connection cable length	Mains connection	Explosion protection	Art. no.		
Type		P_2 kW	m		ATEX			EUR
GE03.20/P-T15-2-540X	DN 32/40 / Rp 1¼	1.50	10	3~400 V, 50 Hz	yes	6075981	L	**1 309.–**
GE03.25/P-T25-2-540X	DN 32/40 / Rp 1¼	2.50	10	3~400 V, 50 Hz	yes	6069866	L	**1 565.–**
GE03.34/P-T39-2-540X	DN 32/40 / Rp 1¼	3.90	10	3~400 V, 50 Hz	yes	6069867	L	**1 812.–**
GI03.26/S-M15-2-523/P	DN 32/40 / Rp 1¼	1.50	10	1~230 V, 50 Hz	no	6081534	L	**1 315.–**
GI03.26/S-T15-2-540	DN 32/40 / Rp 1¼	1.50	10	3~400 V, 50 Hz	no	6069868	L	**1 180.–**
GI03.29/S-M15-2-523/P	DN 32/40 / Rp 1¼	1.50	10	1~230 V, 50 Hz	no	6081535	L	**1 382.–**
GI03.29/S-T15-2-540	DN 32/40 / Rp 1¼	1.50	10	3~400 V, 50 Hz	no	6075983	L	**1 258.–**
GI03.31/S-M15-2-523/P	DN 32/40 / Rp 1¼	1.50	10	1~230 V, 50 Hz	no	6081536	L	**1 460.–**
GI03.31/S-T15-2-540	DN 32/40 / Rp 1¼	1.50	10	3~400 V, 50 Hz	no	6080483	L	**1 303.–**
GI03.41/S-T25-2-540	DN 32/40 / Rp 1¼	2.50	10	3~400 V, 50 Hz	no	6080486	L	**1 662.–**

• = available, – = not available, o = optional

= ready for delivery, L = supply availability, C = approx. 2 weeks, K = approx. 4 weeks, A = on request, = please contact Wilo
Subject to change – all prices do not include VAT. Our General Terms of Delivery and Service apply (see www.wilo.com/legal) – valid from 01/01/2019 in Germany.

Installation drawing stationary wet well installation

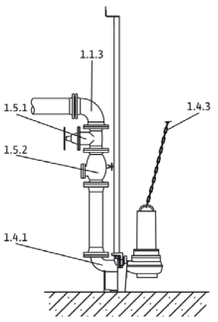

1.1.3 90° pipe bend
1.4.1 Suspension unit
1.4.3 Chain
1.5.1 Shut-off valve
1.5.2 Non-return valve

Price group: PG14

Accessories for stationary wet well installation DN40

Series	Reference number	Description	Art. no.		
				🚚	EUR
Suspension unit DN 40/50	1.4.1	Made of EN-GJL-250, painted, with free passage in DN 40, foot elbow including pump holder, profile joint, installation and floor fixation accessories and double-pipe guide pipe bracket (26.9x2 mm) without guide pipes.	2057179	L	**354.–**
Guide pipe D26.9x2 6m A2	1.4.15	Guide pipe for use with suspension unit. Securly guidance of the pump to the coupling flange. Quantity depends from the suspension unit.	6049244	L	**90.–**
Non-return valve Rp 1½	1.5.2	made of EN-GJL-250, with female thread	4027330	L	**143.–**
Gate valve Rp 1½	1.5.1	made of red brass, with female thread	2525187	L	**62.–**
Chain set PCS-CE, galvanised steel, 400 kg, 5 m	1.4.3	As chain sling with 2 shackles in galvanised steel. Bearing capacity: 400 kg	6063140	L	**144.–**
Chain set PCS-CE, galvanised steel, 400 kg, 10 m	1.4.3	As chain sling with 2 shackles in galvanised steel. Bearing capacity: 400 kg	6063142	L	**268.–**
Chain set PCS-CE, stainless steel, 400 kg, 5 m	1.4.3	As chain sling with 2 shackles in 1.4401 stainless steel. Bearing capacity: 400 kg	6063136	L	**397.–**
Chain set PCS-CE, stainless steel, 400 kg, 10 m	1.4.3	As chain sling with 2 shackles in 1.4401 stainless steel. Bearing capacity: 400 kg	6063138	L	**626.–**
Mounting accessories DN 40/50/65, PN 10	1.4.12	For one flange connection, with screws, nuts and flat gasket	6076963	L	**24.–**

Price group: PG14

Accessories for stationary wet well installation DN50

Type	Reference number	Description	Art. no.		
				🚚	EUR
Suspension unit DN 40/50	1.4.1	Made of EN-GJL-250, painted, with free passage in DN 40, foot elbow including pump holder, profile joint, installation and floor fixation accessories and double-pipe guide pipe bracket (26.9x2 mm) without guide pipes.	2057179	L	**354.–**
Guide pipe D26.9x2 6m A2	1.4.15	Guide pipe for use with suspension unit. Securly guidance of the pump to the coupling flange. Quantity depends from the suspension unit.	6049244	L	**90.–**
Non-return valve DN 50	1.5.2	made of EN-GJL-250, according to DIN EN 12050-4, including 1 set mounting accessories	2017166	L	**251.–**
Gate valve DN 50	1.5.1	made of EN-GJL-250, including 1 set mounting accessories	2017160	L	**178.–**
90° pipe elbow DN 50	1.1.3	Made of EN-GJS-400-15, with 2 flanges, including 1 set of mounting accessories	2018053	L	**179.–**
Chain set PCS-CE, galvanised steel, 400 kg, 5 m	1.4.3	As chain sling with 2 shackles in galvanised steel. Bearing capacity: 400 kg	6063140	L	**144.–**
Chain set PCS-CE, galvanised steel, 400 kg, 10 m	1.4.3	As chain sling with 2 shackles in galvanised steel. Bearing capacity: 400 kg	6063142	L	**268.–**

🚚 = ready for delivery, L = supply availability, C = approx. 2 weeks, K = approx. 4 weeks, A = on request, 📞 = please contact Wilo
Subject to change – all prices do not include VAT. Our General Terms of Delivery and Service apply (see www.wilo.com/legal) – valid from 01/01/2019 in Germany.

Price group: PG14

Accessories for stationary wet well installation DN50

Type	Reference number	Description	Art. no.		EUR
				🚚	
Chain set PCS-CE, stainless steel, 400 kg, 5 m	1.4.3	As chain sling with 2 shackles in 1.4401 stainless steel. Bearing capacity: 400 kg	6063136	L	**397.–**
Chain set PCS-CE, stainless steel, 400 kg, 10 m	1.4.3	As chain sling with 2 shackles in 1.4401 stainless steel. Bearing capacity: 400 kg	6063138	L	**626.–**
Y-piece DN 50	1.1.5	Made of steel, galvanized, flange PN 10/16 according to DIN 2501 with 2 sets of mounting accessories	2019042	L	**399.–**
Mounting accessories DN 40/50/65, PN 10	1.4.12	For one flange connection, with screws, nuts and flat gasket	6076963	L	**24.–**

Installation drawing portable wet well installation

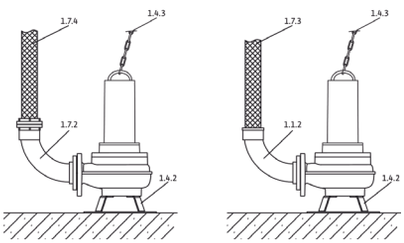

1.1.2 90° pipe bend with hose connection
1.4.2 Pump foot
1.4.3 Chain
1.7.3 Pressure hose
1.7.4 Pressure hose with Storz coupling
1.7.5 90° pipe bend with Storz coupling

Price group: PG14

Accessories for portable wet well installation

Type	Reference number	Description	Art. no.		EUR
				🚚	
Floor supporting foot DN 40, Made of steel (S235JR), powder-coated, including fixation material	1.4.2	Made of steel (S235JR), powder-coated, including fixation material	6069669	L	**85.–**
90° pipe elbow G 1¼	1.1.1	Made of EN-GJMW-400-5, with female/male thread G 1¼ / R 1¼	2057400	L	**42.–**
90° pipe elbow DN 40/G 1½	1.1.2	made of EN-GJMW-400-5, with threaded flange G 1½ /R 1½ and flange connection on the pump side, including 1 set of mounting accessories	2057401	L	**96.–**
Chain set PCS-CE, galvanised steel, 400 kg, 5 m	1.4.3	As chain sling with 2 shackles in galvanised steel. Bearing capacity: 400 kg	6063140	L	**144.–**
Chain set PCS-CE, galvanised steel, 400 kg, 10 m	1.4.3	As chain sling with 2 shackles in galvanised steel. Bearing capacity: 400 kg	6063142	L	**268.–**
Chain set PCS-CE, stainless steel, 400 kg, 5 m	1.4.3	As chain sling with 2 shackles in 1.4401 stainless steel. Bearing capacity: 400 kg	6063136	L	**397.–**
Chain set PCS-CE, stainless steel, 400 kg, 10 m	1.4.3	As chain sling with 2 shackles in 1.4401 stainless steel. Bearing capacity: 400 kg	6063138	L	**626.–**
Synthetic pressure hose 3 m, Ø 42 mm	1.7.3	Inside Ø 42 mm, PN 6, including hose clip	2027641	K	**40.–**
Synthetic pressure hose 5 m, Ø 42 mm	1.7.3	Inside Ø 42 mm, PN 6, including hose clip	2027642	L	**68.–**
Synthetic pressure hose 15 m, Ø 42 mm	1.7.3	Inside Ø 42 mm, PN 6, including hose clip	2027643	K	**125.–**
Synthetic pressure hose 10 m, Ø 52 mm	1.7.3	Inside Ø 52 mm, PN 8, including hose clip	2017192	A	**166.–**

🚚 = ready for delivery, L = supply availability, C = approx. 2 weeks, K = approx. 4 weeks, A = on request, 📞 = please contact Wilo
Subject to change – all prices do not include VAT. Our General Terms of Delivery and Service apply (see www.wilo.com/legal) – valid from 01/01/2019 in Germany.

Price group: PG14

Electrical accessories – level control with dynamic pressure system

Level measurement via an open dynamic pressure system with the option of a separate dynamic pressure bell for the high water level.

Type	Description	Art. no.		EUR
EC-L-1x12A-DOL-MT34-WM-EMS-IPS	Microcontroller-controlled switchgear with LC display, symbol-based menu navigation and integrated pressure transducer for level-dependent control of a submersible pump by means of float switches, level sensor or immersion bell. WITHOUT main switch, mains isolator must be provided by the customer! **Note!** The operating manual are printed in the following languages: DE, EN, FR, PL, RU. All 28 languages are enclosed as PDF files on a USB stick. For installation and commissioning, **a notebook or tablet may be required.**	2543212	L	**864.–**
EC-L-2x12A-DOL-MT34-WM-EMS-IPS	Microcontroller-controlled switchgear with LC display, symbol-based menu navigation and integrated pressure transducer for level-dependent control of two submersible pumps by means of float switches, level sensor or immersion bell. WITHOUT main switch, mains isolator must be provided by the customer! **Note!** The operating manual are printed in the following languages: DE, EN, FR, PL, RU. All 28 languages are enclosed as PDF files on a USB stick. For installation and commissioning, **a notebook or tablet may be required.**	2543222	L	**1 329.–**
Dynamic pressure bell with 10 m hose	Pneumatic signal transmitter for fluids containing faeces with a max. temperature of 60°C. The signal transmitter is open in the direction of the fluid and has to be vented after each pumping-out (OFF according to time).	2516976	L	**85.–**
Bubbling-through system	Small compressor for a permanent or periodic ventilation of the dynamic pressure bell (OFF according to water level) Incl. non-return valve, 3 m hose and T-connector	2516977	L	**209.–**
Flash light 230V AC	Optical alarm signal for connection to a switchgear. Suitable for outside installation.	2510429	L	**136.–**
Signal horn 230V AC	Acoustic alarm signal (88 dBA) for connection to a switchgear. Suitable for outside installation.	501459398	L	**81.–**
NiMh rechargeable battery, 9 V/200 mAh	Rechargeable battery to be installed in the switchgears Wilo-control MS-L and EC-L for a mains-independent alarm	2522850	L	**24.–**

You can find more accessories at the end in the chapter Electric accessories!
Attention: Switchgears are not protected against explosions and can be used only outside potentially explosive areas. If pumps are used within potentially explosive areas, onsite measures are required.

Price group: PG14

Electrical accessories – level control with float switch

Level measurement using a level sensor with various measurement ranges, including high water alarm and dry-running protection.

Type	Description	Art. no.		EUR
MS-L-1x4kW-DOL	Microprocessor-controlled switchgear for level-dependent control of one submersible motor pump with float switch.	2539741	L	**488.–**
MS-L-2x4kW-DOL	Microprocessor-controlled switchgear for level-dependent control of two submersible motor pumps with float switch.	2539745	L	**660.–**
Float switch MS1 with 10 m cable	Signal transmitters for aggressive fluids and fluids containing faeces up to the max. temperature of 80 °C. Switching: up “ON”/down “OFF”.	2004593	L	**110.–**
Ex-rated cut-off relay (2-circuit)	Ex cut-off relay for the connection of 2 float switches for level control in explosive atmospheres.	2513059	L	**699.–**
Ex-rated cut-off relay (3-circuit)	Ex cut-off relay for the connection of 3 float switches for level control in explosive atmospheres.	2510698	A	**881.–**
Ex-rated cut-off relay (4-circuit)	Ex cut-off relay for the connection of 4 float switches for level control in explosive atmospheres.	2510699	K	**827.–**
Ex-rated cut-off relay (5-circuit)	Ex cut-off relay for the connection of 5 float switches for level control in explosive atmospheres.	2510674	A	**1 117.–**
Flash light 230V AC	Optical alarm signal for connection to a switchgear. Suitable for outside installation.	2510429	L	**136.–**
Signal horn 230V AC	Acoustic alarm signal (88 dBA) for connection to a switchgear. Suitable for outside installation.	501459398	L	**81.–**

You can find more accessories at the end in the chapter Electric accessories!
Attention: Switchgears are not protected against explosions and can be used only outside potentially explosive areas. If pumps are used within potentially explosive areas, onsite measures are required.

Price group: PG14

Electrical accessories – level control with level sensor

Level measurement using a level sensor with various measurement ranges, including high water alarm and dry-running protection. The breakdown barrier and the Ex cut-off relays are not required except for the connection of signal transmitters in potentially explosive areas! These can also be dispensed with when the SC-L..-Ex switchgear is used!

Type	Description	Art. no.		EUR
			🚚	
EC-L-1x12A-DOL-MT34-WM	Microcontroller-controlled switchgear with LC display and symbol-based menu navigation for level-dependent control of a submersible pump by means of float switches or level sensor. **Note!** The operating manual are printed in the following languages: DE, EN, FR, PL, RU. All 28 languages are enclosed as PDF files on a USB stick. For installation and commissioning, **a notebook or tablet may be required.**	2543210	L	**886.–**
EC-L-1x12A-DOL-MT34-WM-EMS	Microcontroller-controlled switchgear with LC display and symbol-based menu navigation for level-dependent control of a submersible pump by means of float switches or level sensor. WITHOUT main switch, mains isolator must be provided by the customer! **Note!** The operating manual are printed in the following languages: DE, EN, FR, PL, RU. All 28 languages are enclosed as PDF files on a USB stick. For installation and commissioning, **a notebook or tablet may be required.**	2543211	L	**806.–**
EC-L-2x12A-DOL-MT34-WM	Microcontroller-controlled switchgear with LC display and symbol-based menu navigation for level-dependent control of submersible pumps by means of float switches or level sensor. **Note!** The operating manual are printed in the following languages: DE, EN, FR, PL, RU. All 28 languages are enclosed as PDF files on a USB stick. For installation and commissioning, **a notebook or tablet may be required.**	2543220	L	**1 399.–**
EC-L-2x12A-DOL-MT34-WM-EMS	Microcontroller-controlled switchgear with LC display and symbol-based menu navigation for level-dependent control of submersible pumps by means of float switches or level sensor. WITHOUT main switch, mains isolator must be provided by the customer! **Note!** The operating manual are printed in the following languages: DE, EN, FR, PL, RU. All 28 languages are enclosed as PDF files on a USB stick. For installation and commissioning, **a notebook or tablet may be required.**	2543221	L	**1 230.–**
Level sensor 0–1 mWS, with 10 m cable	Signal transmitter with ATEX approval for fluids containing faeces with a max. temperature of 60°C. Output signal: 4...20 mA	2519924	L	**428.–**
Level sensor 0–1 mWS, with 30 m cable	Signal transmitter with ATEX approval for fluids containing faeces with a max. temperature of 60°C. Output signal: 4...20 mA	2519925	L	**506.–**
Level sensor 0–1 mWS, with 50 m cable	Signal transmitter with ATEX approval for fluids containing faeces with a max. temperature of 60°C. Output signal: 4...20 mA	2519926	L	**612.–**
Level sensor 0–2.5 mWS with 10 m cable	Signal transmitter with ATEX approval for fluids containing faeces with a max. temperature of 60°C. Output signal: 4...20 mA	2519921	L	**428.–**
Level sensor 0–2.5 mWS, with 30 m cable	Signal transmitter with ATEX approval for fluids containing faeces with a max. temperature of 60°C. Output signal: 4...20 mA	2519922	L	**506.–**
Level sensor 0–2.5 mWS, with 50 m cable	Signal transmitter with ATEX approval for fluids containing faeces with a max. temperature of 60°C. Output signal: 4...20 mA	2519923	L	**612.–**
Flash light 230V AC	Optical alarm signal for connection to a switchgear. Suitable for outside installation.	2510429	L	**136.–**
Signal horn 230V AC	Acoustic alarm signal (88 dBA) for connection to a switchgear. Suitable for outside installation.	501459398	L	**81.–**
Cable clamp	For the fixation of a signal transmitter in the sump. The terminal is fixed with a hook to the sump, the cable of the signal transmitter is connected and fixed by the weight of the signal transmitter.	2519927	L	**21.–**
Zener barrier	Breakdown barrier (Zener barrier) for the connection of one level sensor in an explosive atmosphere.	2541372	L	**268.–**
NiMh rechargeable battery, 9 V/200 mAh	Rechargeable battery to be installed in the switchgears Wilo-control MS-L and EC-L for a mains-independent alarm	2522850	L	**24.–**

You can find more accessories at the end in the chapter Electric accessories!
Attention: Switchgears are not protected against explosions and can be used only outside potentially explosive areas. If pumps are used within potentially explosive areas, onsite measures are required.

Price group: PG14

Electrical accessories – mains-independent alarm signal

Alarm signal for detection of flooding in rooms and buildings. The alarm signal is acoustic, optical or wireless. In addition, other consumers can be controlled directly.

Type	Description	Art. no.		EUR
DrainAlarm 2	Network-independent alarm switchgear with optical and acoustic alarm signal and with a connection for one float switch.	2545133	L	**399.–**
DrainAlarm GSM	Network-independent alarm switchgear with optical, acoustic and wireless (per GSM) alarm signal and with a connection for one float switch.	2542911	L	**1 077.–**
Float switch MS1 with 10 m cable	Signal transmitters for aggressive fluids and fluids containing faeces up to the max. temperature of 80 °C. Switching: up "ON"/down "OFF".	2004593	L	**110.–**
Ex-rated cut-off relay (2-circuit)	Ex cut-off relay for the connection of 2 float switches for level control in explosive atmospheres.	2513059	L	**699.–**
Flash light 230V AC	Optical alarm signal for connection to a switchgear. Suitable for outside installation.	2510429	L	**136.–**
Signal horn 230V AC	Acoustic alarm signal (88 dBA) for connection to a switchgear. Suitable for outside installation.	501459398	L	**81.–**

You can find more accessories at the end in the chapter Electric accessories!
Attention: Switchgears are not protected against explosions and can be used only outside potentially explosive areas. If pumps are used within potentially explosive areas, onsite measures are required.



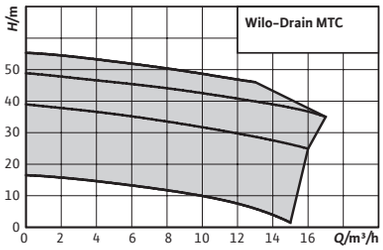

Accessories **Page**
Commissioning/maintenance 592

Wilo-Drain MTC

Design type
Submersible sewage pump with external macerator for continuous duty for stationary and portable wet well installation.

Application
Pumping of
- → Sewage containing faeces
- → Pre-cleaned sewage without faeces and long-fibre components
- → Wastewater

Special features/product advantages
- → Heavy-duty version made of cast iron
- → External macerator
- → Sealing with mechanical seal on fluid side
- → Sealing chamber

Scope of delivery
- → Pump
- → 10-metre connection cable with bare cable end
- → A version with attached float switch and shockproof plug
- → Installation and operating instructions

Price group: PG8

Ordering information

Drain MTC	Pressure port	Rated power	Connection cable length	Mains connection	Explosion protection	Art. no.		
		P_2			ATEX			
Type		kW	m					EUR
32F39.16/30	DN 32	3.40	10	3~400 V, 50 Hz	no	2081263	L	**1 906.–**
32F39.16/30Ex	DN 32	3.40	10	3~400 V, 50 Hz	yes	2081262	L	**2 061.–**
32F49.17/66	DN 32	6.60	10	3~400 V, 50 Hz	no	2081265	L	**5 432.–**
32F49.17/66Ex	DN 32	6.60	10	3~400 V, 50 Hz	yes	2081264	L	**5 656.–**
32F55.13/66	DN 32	6.60	10	3~400 V, 50 Hz	no	2081267	L	**5 513.–**
32F55.13/66Ex	DN 32	6.60	10	3~400 V, 50 Hz	yes	2081266	L	**5 750.–**
40F16.15/7	DN 40 / Rp 1½	0.70	10	3~400 V, 50 Hz	no	2081261	L	**1 252.–**
40F16.15/7-A	DN 40 / Rp 1½	0.70	10	1~230 V, 50 Hz	no	2081260	L	**1 309.–**

• = available, – = not available, o = optional

= ready for delivery, L = supply availability, C = approx. 2 weeks, K = approx. 4 weeks, A = on request, = please contact Wilo
Subject to change – all prices do not include VAT. Our General Terms of Delivery and Service apply (see www.wilo.com/legal) – valid from 01/01/2019 in Germany.

Installation drawing stationary wet well installation

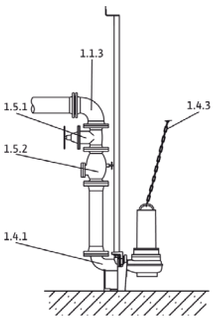

1.1.3 90° pipe bend
1.4.1 Suspension unit
1.4.3 Chain
1.5.1 Shut-off valve
1.5.2 Non-return valve

Price group: PG14

Accessories for stationary wet well installation MTC32F39...55

Type	Reference number	Description	Art. no.		
				🚚	EUR
Suspension unit Rp 1½	1.4.1	Made of EN-GJL-250, painted, with free passage in DN 32, foot elbow including pump holder, profile joint, installation and floor fixation accessories and single-pipe guide pipe bracket (26.9x2 mm) without guide pipe.	2082630	L	**462.–**
Guide pipe D26.9x2 6m A2	1.4.15	Guide pipe for use with suspension unit. Securly guidance of the pump to the coupling flange. Quantity depends from the suspension unit.	6049244	L	**90.–**
Centre of gravity extension	1.4.14	Shackle adapter with fixation accessories for **MTC 32 F 49** and **MTC 32 F 55** pumps	6042181	L	**76.–**
Non-return valve Rp 1½	1.5.2	made of EN-GJL-250, with female thread	4027330	L	**143.–**
Gate valve Rp 1½	1.5.1	made of red brass, with female thread	2525187	L	**62.–**
Chain set PCS-CE, galvanised steel, 400 kg, 5 m	1.4.3	As chain sling with 2 shackles in galvanised steel. Bearing capacity: 400 kg	6063140	L	**144.–**
Chain set PCS-CE, galvanised steel, 400 kg, 10 m	1.4.3	As chain sling with 2 shackles in galvanised steel. Bearing capacity: 400 kg	6063142	L	**268.–**
Chain set PCS-CE, stainless steel, 400 kg, 5 m	1.4.3	As chain sling with 2 shackles in 1.4401 stainless steel. Bearing capacity: 400 kg	6063136	L	**397.–**
Chain set PCS-CE, stainless steel, 400 kg, 10 m	1.4.3	As chain sling with 2 shackles in 1.4401 stainless steel. Bearing capacity: 400 kg	6063138	L	**626.–**

Price group: PG14

Accessories for stationary wet well installation MTC40

Type	Reference number	Description	Art. no.		
				🚚	EUR
Suspension unit DN 40/50	1.4.1	Made of EN-GJL-250, painted, with free passage in DN 40, foot elbow including pump holder, profile joint, installation and floor fixation accessories and double-pipe guide pipe bracket (26.9x2 mm) without guide pipes.	2057179	L	**354.–**
Guide pipe D26.9x2 6m A2	1.4.15	Guide pipe for use with suspension unit. Securly guidance of the pump to the coupling flange. Quantity depends from the suspension unit.	6049244	L	**90.–**
Non-return valve Rp 1½	1.5.2	made of EN-GJL-250, with female thread	4027330	L	**143.–**
Gate valve Rp 1½	1.5.1	made of red brass, with female thread	2525187	L	**62.–**
Chain set PCS-CE, galvanised steel, 400 kg, 5 m	1.4.3	As chain sling with 2 shackles in galvanised steel. Bearing capacity: 400 kg	6063140	L	**144.–**
Chain set PCS-CE, galvanised steel, 400 kg, 10 m	1.4.3	As chain sling with 2 shackles in galvanised steel. Bearing capacity: 400 kg	6063142	L	**268.–**

🚚 = ready for delivery, L = supply availability, C = approx. 2 weeks, K = approx. 4 weeks, A = on request, 📞 = please contact Wilo
Subject to change – all prices do not include VAT. Our General Terms of Delivery and Service apply (see www.wilo.com/legal) – valid from 01/01/2019 in Germany.

Price group: PG14

Accessories for stationary wet well installation MTC40

Type	Reference number	Description	Art. no.		
					EUR
Chain set PCS-CE, stainless steel, 400 kg, 5 m	1.4.3	As chain sling with 2 shackles in 1.4401 stainless steel. Bearing capacity: 400 kg	6063136	L	**397.–**
Chain set PCS-CE, stainless steel, 400 kg, 10 m	1.4.3	As chain sling with 2 shackles in 1.4401 stainless steel. Bearing capacity: 400 kg	6063138	L	**626.–**

Installation drawing portable wet well installation

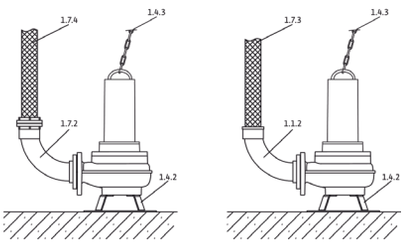

1.1.2 90° pipe bend with hose connection
1.4.2 Pump foot
1.4.3 Chain
1.7.3 Pressure hose
1.7.4 Pressure hose with Storz coupling
1.7.5 90° pipe bend with Storz coupling

Price group: PG14

Accessories for portable wet well installation MTC32F39...55

Type	Description	Art. no.		
				EUR
Floor supporting foot MTC 32F49, MTC 32F55, Made of steel (S235JR), lacquered, including fixation material	Made of steel (S235JR), lacquered, including fixation material	2098296	L	**618.–**
Floor supporting foot MTC 32F39, Made of steel (S235JR), lacquered, including fixation material	Made of steel (S235JR), lacquered, including fixation material	2098295	L	**171.–**
Chain set PCS-CE, galvanised steel, 400 kg, 5 m	As chain sling with 2 shackles in galvanised steel. Bearing capacity: 400 kg	6063140	L	**144.–**
Chain set PCS-CE, galvanised steel, 400 kg, 10 m	As chain sling with 2 shackles in galvanised steel. Bearing capacity: 400 kg	6063142	L	**268.–**
Chain set PCS-CE, stainless steel, 400 kg, 5 m	As chain sling with 2 shackles in 1.4401 stainless steel. Bearing capacity: 400 kg	6063136	L	**397.–**
Chain set PCS-CE, stainless steel, 400 kg, 10 m	As chain sling with 2 shackles in 1.4401 stainless steel. Bearing capacity: 400 kg	6063138	L	**626.–**

Price group: PG14

Accessories for portable wet well installation MTC40

Type	Description	Art. no.		
				EUR
90° pipe elbow DN 40/G 1½	made of EN-GJMW-400-5, with threaded flange G 1½ /R 1½ and flange connection on the pump side, including 1 set of mounting accessories	2057401	L	**96.–**
Chain set PCS-CE, galvanised steel, 400 kg, 5 m	As chain sling with 2 shackles in galvanised steel. Bearing capacity: 400 kg	6063140	L	**144.–**

= ready for delivery, L = supply availability, C = approx. 2 weeks, K = approx. 4 weeks, A = on request, = please contact Wilo
Subject to change – all prices do not include VAT. Our General Terms of Delivery and Service apply (see www.wilo.com/legal) – valid from 01/01/2019 in Germany.

Price group: PG14

Accessories for portable wet well installation MTC40

Type	Description	Art. no.		
			🚚	EUR
Chain set PCS-CE, galvanised steel, 400 kg, 10 m	As chain sling with 2 shackles in galvanised steel. Bearing capacity: 400 kg	6063142	L	**268.–**
Chain set PCS-CE, stainless steel, 400 kg, 5 m	As chain sling with 2 shackles in 1.4401 stainless steel. Bearing capacity: 400 kg	6063136	L	**397.–**
Chain set PCS-CE, stainless steel, 400 kg, 10 m	As chain sling with 2 shackles in 1.4401 stainless steel. Bearing capacity: 400 kg	6063138	L	**626.–**

Price group: PG14

Electrical accessories – level control with dynamic pressure system

Level measurement via an open dynamic pressure system with the option of a separate dynamic pressure bell for the high water level.

Type	Description	Art. no.		
			🚚	EUR
EC-L-1x12A-DOL-MT34-WM-EMS-IPS	Microcontroller-controlled switchgear with LC display, symbol-based menu navigation and integrated pressure transducer for level-dependent control of a submersible pump by means of float switches, level sensor or immersion bell. WITHOUT main switch, mains isolator must be provided by the customer! **Note!** The operating manual are printed in the following languages: DE, EN, FR, PL, RU. All 28 languages are enclosed as PDF files on a USB stick. For installation and commissioning, **a notebook or tablet may be required.**	2543212	L	**864.–**
EC-L-2x12A-DOL-MT34-WM-EMS-IPS	Microcontroller-controlled switchgear with LC display, symbol-based menu navigation and integrated pressure transducer for level-dependent control of two submersible pumps by means of float switches, level sensor or immersion bell. WITHOUT main switch, mains isolator must be provided by the customer! **Note!** The operating manual are printed in the following languages: DE, EN, FR, PL, RU. All 28 languages are enclosed as PDF files on a USB stick. For installation and commissioning, **a notebook or tablet may be required.**	2543222	L	**1 329.–**
Dynamic pressure bell with 10 m hose	Pneumatic signal transmitter for fluids containing faeces with a max. temperature of 60°C. The signal transmitter is open in the direction of the fluid and has to be vented after each pumping-out (OFF according to time).	2516976	L	**85.–**
Bubbling-through system	Small compressor for a permanent or periodic ventilation of the dynamic pressure bell (OFF according to water level) Incl. non-return valve, 3 m hose and T-connector	2516977	L	**209.–**
Flash light 230V AC	Optical alarm signal for connection to a switchgear. Suitable for outside installation.	2510429	L	**136.–**
Signal horn 230V AC	Acoustic alarm signal (88 dBA) for connection to a switchgear. Suitable for outside installation.	501459398	L	**81.–**
NiMh rechargeable battery, 9 V/200 mAh	Rechargeable battery to be installed in the switchgears Wilo-control MS-L and EC-L for a mains-independent alarm	2522850	L	**24.–**

You can find more accessories at the end in the chapter Electric accessories!
Attention: Switchgears are not protected against explosions and can be used only outside potentially explosive areas. If pumps are used within potentially explosive areas, onsite measures are required.

Price group: PG14

Electrical accessories – level control with float switch

Level measurement using several float switches for the different water levels, including high water alarm signal. The breakdown barrier and the Ex cutoff relays are not required except for the connection of signal transmitters in potentially explosive areas! These can also be dispensed with when the SC-L..-Ex switchgear is used!

Type	Description	Art. no.		
			🚚	EUR
EC-L-1x12A-DOL-MT34-WM-EMS	Microcontroller-controlled switchgear with LC display and symbol-based menu navigation for level-dependent control of a submersible pump by means of float switches or level sensor. WITHOUT main switch, mains isolator must be provided by the customer! **Note!** The operating manual are printed in the following languages: DE, EN, FR, PL, RU. All 28 languages are enclosed as PDF files on a USB stick. For installation and commissioning, **a notebook or tablet may be required.**	2543211	L	**806.–**
EC-L-2x12A-DOL-MT34-WM-EMS	Microcontroller-controlled switchgear with LC display and symbol-based menu navigation for level-dependent control of submersible pumps by means of float switches or level sensor. WITHOUT main switch, mains isolator must be provided by the customer! **Note!** The operating manual are printed in the following languages: DE, EN, FR, PL, RU. All 28 languages are enclosed as PDF files on a USB stick. For installation and commissioning, **a notebook or tablet may be required.**	2543221	L	**1 230.–**
Float switch MS1 with 10 m cable	Signal transmitters for aggressive fluids and fluids containing faeces up to the max. temperature of 80 °C. Switching: up "ON"/down "OFF".	2004593	L	**110.–**
Ex-rated cut-off relay (2-circuit)	Ex cut-off relay for the connection of 2 float switches for level control in explosive atmospheres.	2513059	L	**699.–**
Ex-rated cut-off relay (3-circuit)	Ex cut-off relay for the connection of 3 float switches for level control in explosive atmospheres.	2510698	A	**881.–**
Ex-rated cut-off relay (4-circuit)	Ex cut-off relay for the connection of 4 float switches for level control in explosive atmospheres.	2510699	K	**827.–**
Ex-rated cut-off relay (5-circuit)	Ex cut-off relay for the connection of 5 float switches for level control in explosive atmospheres.	2510674	A	**1 117.–**
Flash light 230V AC	Optical alarm signal for connection to a switchgear. Suitable for outside installation.	2510429	L	**136.–**
Signal horn 230V AC	Acoustic alarm signal (88 dBA) for connection to a switchgear. Suitable for outside installation.	501459398	L	**81.–**
NiMh rechargeable battery, 9 V/200 mAh	Rechargeable battery to be installed in the switchgears Wilo-control MS-L and EC-L for a mains-independent alarm	2522850	L	**24.–**

You can find more accessories at the end in the chapter Electric accessories!
Attention: Switchgears are not protected against explosions and can be used only outside potentially explosive areas. If pumps are used within potentially explosive areas, onsite measures are required.

Price group: PG14

Electrical accessories – level control with level sensor

Level measurement using a level sensor with various measurement ranges, including high water alarm and dry-running protection. The breakdown barrier and the Ex cut-off relays are not required except for the connection of signal transmitters in potentially explosive areas! These can also be dispensed with when the SC-L..-Ex switchgear is used!

Type	Description	Art. no.		
			🚚	EUR
EC-L-1x12A-DOL-MT34-WM	Microcontroller-controlled switchgear with LC display and symbol-based menu navigation for level-dependent control of a submersible pump by means of float switches or level sensor. **Note!** The operating manual are printed in the following languages: DE, EN, FR, PL, RU. All 28 languages are enclosed as PDF files on a USB stick. For installation and commissioning, **a notebook or tablet may be required.**	2543210	L	**886.–**
EC-L-1x12A-DOL-MT34-WM-EMS	Microcontroller-controlled switchgear with LC display and symbol-based menu navigation for level-dependent control of a submersible pump by means of float switches or level sensor. WITHOUT main switch, mains isolator must be provided by the customer! **Note!** The operating manual are printed in the following languages: DE, EN, FR, PL, RU. All 28 languages are enclosed as PDF files on a USB stick. For installation and commissioning, **a notebook or tablet may be required.**	2543211	L	**806.–**

You can find more accessories at the end in the chapter Electric accessories!
Attention: Switchgears are not protected against explosions and can be used only outside potentially explosive areas. If pumps are used within potentially explosive areas, onsite measures are required.

🚚 = ready for delivery, L = supply availability, C = approx. 2 weeks, K = approx. 4 weeks, A = on request, 📞 = please contact Wilo
Subject to change – all prices do not include VAT. Our General Terms of Delivery and Service apply (see www.wilo.com/legal) – valid from 01/01/2019 in Germany.

Price group: PG14

Electrical accessories – level control with level sensor

Level measurement using a level sensor with various measurement ranges, including high water alarm and dry-running protection. The breakdown barrier and the Ex cut-off relays are not required except for the connection of signal transmitters in potentially explosive areas! These can also be dispensed with when the SC-L..-Ex switchgear is used!

Type	Description	Art. no.		EUR
			🚚	
EC-L-2x12A-DOL-MT34-WM	Microcontroller-controlled switchgear with LC display and symbol-based menu navigation for level-dependent control of submersible pumps by means of float switches or level sensor. **Note!** The operating manual are printed in the following languages: DE, EN, FR, PL, RU. All 28 languages are enclosed as PDF files on a USB stick. For installation and commissioning, **a notebook or tablet may be required.**	2543220	L	**1 399.–**
EC-L-2x12A-DOL-MT34-WM-EMS	Microcontroller-controlled switchgear with LC display and symbol-based menu navigation for level-dependent control of submersible pumps by means of float switches or level sensor. WITHOUT main switch, mains isolator must be provided by the customer! **Note!** The operating manual are printed in the following languages: DE, EN, FR, PL, RU. All 28 languages are enclosed as PDF files on a USB stick. For installation and commissioning, **a notebook or tablet may be required.**	2543221	L	**1 230.–**
Level sensor 0–1 mWS, with 10 m cable	Signal transmitter with ATEX approval for fluids containing faeces with a max. temperature of 60°C. Output signal: 4...20 mA	2519924	L	**428.–**
Level sensor 0–1 mWS, with 30 m cable	Signal transmitter with ATEX approval for fluids containing faeces with a max. temperature of 60°C. Output signal: 4...20 mA	2519925	L	**506.–**
Level sensor 0–1 mWS, with 50 m cable	Signal transmitter with ATEX approval for fluids containing faeces with a max. temperature of 60°C. Output signal: 4...20 mA	2519926	L	**612.–**
Level sensor 0–2.5 mWS with 10 m cable	Signal transmitter with ATEX approval for fluids containing faeces with a max. temperature of 60°C. Output signal: 4...20 mA	2519921	L	**428.–**
Level sensor 0–2.5 mWS, with 30 m cable	Signal transmitter with ATEX approval for fluids containing faeces with a max. temperature of 60°C. Output signal: 4...20 mA	2519922	L	**506.–**
Level sensor 0–2.5 mWS, with 50 m cable	Signal transmitter with ATEX approval for fluids containing faeces with a max. temperature of 60°C. Output signal: 4...20 mA	2519923	L	**612.–**
Flash light 230V AC	Optical alarm signal for connection to a switchgear. Suitable for outside installation.	2510429	L	**136.–**
Signal horn 230V AC	Acoustic alarm signal (88 dBA) for connection to a switchgear. Suitable for outside installation.	501459398	L	**81.–**
Cable clamp	For the fixation of a signal transmitter in the sump. The terminal is fixed with a hook to the sump, the cable of the signal transmitter is connected and fixed by the weight of the signal transmitter.	2519927	L	**21.–**
Zener barrier	Breakdown barrier (Zener barrier) for the connection of one level sensor in an explosive atmosphere.	2541372	L	**268.–**
NiMh rechargeable battery, 9 V/200 mAh	Rechargeable battery to be installed in the switchgears Wilo-control MS-L and EC-L for a mains-independent alarm	2522850	L	**24.–**

You can find more accessories at the end in the chapter Electric accessories!
Attention: Switchgears are not protected against explosions and can be used only outside potentially explosive areas. If pumps are used within potentially explosive areas, onsite measures are required.



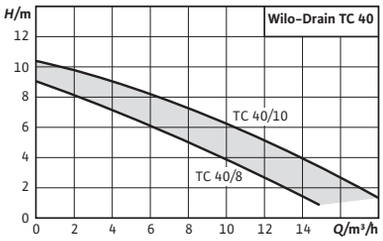

Accessories **Page**
Commissioning/maintenance 592

Wilo-Drain TC 40

Design type
Submersible sewage pump for intermittent operation for stationary and portable wet well installation.

Application
Pumping of
- → Sewage not containing faeces
- → Wastewater

Scope of delivery
- → Pump ready for connection with 5 m connection cable and shockproof plug

Special features/product advantages
- → Easy operation due to the attached float switch
- → Integrated pump support foot for easy installation
- → Impeller made of plastic
- → Lightweight

- → With attached float switch
- → Installation and operating instructions

Price group: PG7

Ordering information

Drain TC 40	Pressure port	Connection cable length	Rated power	Mains connection	Art. no.		
Type		m	P_2 kW			🚚	EUR
40/8	Rp 1½	5	0.50	1~230 V, 50 Hz	4050131	L	**510.–**
40/10	Rp 1½	5	0.60	1~230 V, 50 Hz	4050132	L	**525.–**

• = available, – = not available, o = optional

Price group: PG14

Accessories for stationary wet well installation DN40

Type	Description	Art. no.		
			🚚	EUR
Non-return valve Rp 1½	made of EN-GJL-250, with female thread	4027330	L	**143.–**
Shut-off ball cock Rp 1½	made of brass, nickel-plated, with female thread	4027337	L	**60.–**
Lifting chain kit PCS-LU, stainless steel, 200 kg, 6 m	Lifting chain for raising and lowering pumps; incl. 1 shackle; with connecting links each metre for suspension.	**6084893**	A	**233.–**

🚚 = ready for delivery, L = supply availability, C = approx. 2 weeks, K = approx. 4 weeks, A = on request, 📞 = please contact Wilo
Subject to change – all prices do not include VAT. Our General Terms of Delivery and Service apply (see www.wilo.com/legal) – valid from 01/01/2019 in Germany.

Price group: PG14

Accessories for stationary wet well installation DN40

Type	Description	Art. no.		
				EUR
Lifting chain kit PCS-LU, stainless steel, 200 kg, 3 m	Lifting chain for raising and lowering pumps; incl. 1 shackle; with connecting links each metre for suspension.	**6084894**	A	**172.–**
Lifting chain kit PCS-LU, stainless steel, 200 kg, 1 m	Lifting chain for raising and lowering pumps; incl. 1 shackle.	**6084895**	A	**77.–**
Chain set PCS-CE, stainless steel, 400 kg, 5 m	As chain sling with 2 shackles in 1.4401 stainless steel. Bearing capacity: 400 kg	6063136	L	**397.–**
Chain set PCS-CE, stainless steel, 400 kg, 10 m	As chain sling with 2 shackles in 1.4401 stainless steel. Bearing capacity: 400 kg	6063138	L	**626.–**
Chain set PCS-CE, galvanised steel, 400 kg, 5 m	As chain sling with 2 shackles in galvanised steel. Bearing capacity: 400 kg	6063140	L	**144.–**
Chain set PCS-CE, galvanised steel, 400 kg, 10 m	As chain sling with 2 shackles in galvanised steel. Bearing capacity: 400 kg	6063142	L	**268.–**
90° pipe elbow G 1½	Made of steel, galvanized with female/male thread G 1½ / R 1½	2083117	L	**51.–**
Mounting accessories DN 40/50/65, PN 10	For one flange connection, with screws, nuts and flat gasket	6076963	L	**24.–**

Price group: PG14

Accessories for portable wet well installation DN40

Type	Description	Art. no.		
				EUR
Hose nozzle Ø 40 mm/R 1½	with male thread made of plastic, incl. hose clip	4027335	L	**35.–**
Synthetic pressure hose 3 m, Ø 42 mm	Inside Ø 42 mm, PN 6, including hose clip	2027641	K	**40.–**
Synthetic pressure hose 5 m, Ø 42 mm	Inside Ø 42 mm, PN 6, including hose clip	2027642	L	**68.–**
Synthetic pressure hose 15 m, Ø 42 mm	Inside Ø 42 mm, PN 6, including hose clip	2027643	K	**125.–**
Fixed coupling Storz C/G 1½	made of aluminium, Storz C connection, with male thread	6072745	A	**20.–**
Plastic spiral hose 5 m, with Storz C	Inside Ø 52 mm, including coupling, 4.5/13.5 bar	6022269	L	**298.–**
Plastic spiral hose 10 m, with Storz C	Inside Ø 52 mm, including coupling, 4.5/13.5 bar	6022270	L	**481.–**
Plastic spiral hose 20 m, with Storz C	Inside Ø 52 mm, including coupling, 4.5/13.5 bar	6022271	L	**674.–**
Lifting chain kit PCS-LU, stainless steel, 200 kg, 1 m	Lifting chain for raising and lowering pumps; incl. 1 shackle.	**6084895**	A	**77.–**
Lifting chain kit PCS-LU, stainless steel, 200 kg, 3 m	Lifting chain for raising and lowering pumps; incl. 1 shackle; with connecting links each metre for suspension.	**6084894**	A	**172.–**
Lifting chain kit PCS-LU, stainless steel, 200 kg, 6 m	Lifting chain for raising and lowering pumps; incl. 1 shackle; with connecting links each metre for suspension.	**6084893**	A	**233.–**

= ready for delivery, L = supply availability, C = approx. 2 weeks, K = approx. 4 weeks, A = on request, = please contact Wilo
Subject to change – all prices do not include VAT. Our General Terms of Delivery and Service apply (see www.wilo.com/legal) – valid from 01/01/2019 in Germany.

Price group: PG14

Electrical accessories – mains-independent alarm signal

Alarm signal for detection of flooding in rooms and buildings. The alarm signal is acoustic, optical or wireless. In addition, other consumers can be controlled directly.

Type	Description	Art. no.		
			🚚	EUR
Small alarm switchgear KAS	Network-independent small alarm switchgear in ISO plug housing with shock-proof plug, acoustic alarm signal and attached electrode with 3 m cable for level measurement.	501534094	L	**343.–**
AlarmControl 1	Network-independent alarm system with shock-proof plug, acoustic alarm signal and attached mini-floater switch with 3 m cable for level measurement.	2522846	L	**134.–**
AlarmControl 2	Network-independent alarm system with shock-proof adapter plug for the direct connection of a consumer, acoustic alarm signal and attached mini-floater switch with 3 m cable for level measurement.	2522847	L	**166.–**

You can find more accessories at the end in the chapter Electric accessories!
Attention: Switchgears are not protected against explosions and can be used only outside potentially explosive areas. If pumps are used within potentially explosive areas, onsite measures are required.



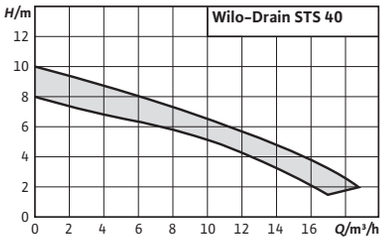

Accessories **Page**
Commissioning/maintenance 592

Wilo-Drain STS 40

Design type
Submersible sewage pump for intermittent operation for stationary and portable wet well installation.

Application
Pumping of
- → Sewage not containing faeces
- → Wastewater

Special features/product advantages
- → Attached float switch (A-model) enables easy operation
- → Integrated pump support foot for easy installation
- → Impeller made of stainless steel
- → Lightweight

Scope of delivery
- → Pump ready for connection with 10 m connection cable
  - → For 1~230 V with shockproof plug
  - → For 3~400 V with bare cable end
- → 'A version' with attached float switch
- → Installation and operating instructions

Price group: PG7

Ordering information

Drain STS 40	Pressure port	Rated power	Connection cable length	Mains connection	Explosion protection	Art. no.		
		P_2			ATEX			
Type		kW	m					EUR
40/8	Rp 1½	0.60	10	1~230 V, 50 Hz	no	2065866	L	**513.–**
40/8	Rp 1½	0.60	10	3~400 V, 50 Hz	no	2065870	L	**490.–**
40/8-A	Rp 1½	0.60	10	1~230 V, 50 Hz	no	2065868	L	**525.–**
40/10	Rp 1½	0.75	10	1~230 V, 50 Hz	no	2065872	L	**546.–**
40/10	Rp 1½	0.75	10	3~400 V, 50 Hz	no	2065876	L	**513.–**
40/10-A	Rp 1½	0.75	10	1~230 V, 50 Hz	no	2065874	L	**559.–**

• = available, – = not available, o = optional

= ready for delivery, L = supply availability, C = approx. 2 weeks, K = approx. 4 weeks, A = on request, = please contact Wilo
Subject to change – all prices do not include VAT. Our General Terms of Delivery and Service apply (see www.wilo.com/legal) – valid from 01/01/2019 in Germany.

Price group: PG14

Accessories for stationary wet well installation DN40

Type	Description	Art. no.		EUR
Shut-off ball cock Rp 1½	made of brass, nickel-plated, with female thread	4027337	L	**60.–**
Lifting chain kit PCS-LU, stainless steel, 200 kg, 6 m	Lifting chain for raising and lowering pumps; incl. 1 shackle; with connecting links each metre for suspension.	**6084893**	A	**233.–**
Lifting chain kit PCS-LU, stainless steel, 200 kg, 3 m	Lifting chain for raising and lowering pumps; incl. 1 shackle; with connecting links each metre for suspension.	**6084894**	A	**172.–**
Lifting chain kit PCS-LU, stainless steel, 200 kg, 1 m	Lifting chain for raising and lowering pumps; incl. 1 shackle.	**6084895**	A	**77.–**
90° pipe elbow G 1½	Made of steel, galvanized with female/male thread G 1½ / R 1½	2083117	L	**51.–**
Mounting accessories DN 40/50/65, PN 10	For one flange connection, with screws, nuts and flat gasket	6076963	L	**24.–**

Price group: PG14

Accessories for portable wet well installation DN40

Type	Description	Art. no.		EUR
Hose nozzle Ø 40 mm/R 1½	with male thread made of plastic, incl. hose clip	4027335	L	**35.–**
Synthetic pressure hose 3 m, Ø 42 mm	Inside Ø 42 mm, PN 6, including hose clip	2027641	K	**40.–**
Synthetic pressure hose 5 m, Ø 42 mm	Inside Ø 42 mm, PN 6, including hose clip	2027642	L	**68.–**
Synthetic pressure hose 15 m, Ø 42 mm	Inside Ø 42 mm, PN 6, including hose clip	2027643	K	**125.–**
Fixed coupling Storz C/G 1½	made of aluminium, Storz C connection, with male thread	6072745	A	**20.–**
Plastic spiral hose 5 m, with Storz C	Inside Ø 52 mm, including coupling, 4.5/13.5 bar	6022269	L	**298.–**
Plastic spiral hose 10 m, with Storz C	Inside Ø 52 mm, including coupling, 4.5/13.5 bar	6022270	L	**481.–**
Plastic spiral hose 20 m, with Storz C	Inside Ø 52 mm, including coupling, 4.5/13.5 bar	6022271	L	**674.–**
Lifting chain kit PCS-LU, stainless steel, 200 kg, 1 m	Lifting chain for raising and lowering pumps; incl. 1 shackle.	**6084895**	A	**77.–**
Lifting chain kit PCS-LU, stainless steel, 200 kg, 3 m	Lifting chain for raising and lowering pumps; incl. 1 shackle; with connecting links each metre for suspension.	**6084894**	A	**172.–**
Lifting chain kit PCS-LU, stainless steel, 200 kg, 6 m	Lifting chain for raising and lowering pumps; incl. 1 shackle; with connecting links each metre for suspension.	**6084893**	A	**233.–**

= ready for delivery, L = supply availability, C = approx. 2 weeks, K = approx. 4 weeks, A = on request, = please contact Wilo
Subject to change – all prices do not include VAT. Our General Terms of Delivery and Service apply (see www.wilo.com/legal) – valid from 01/01/2019 in Germany.

Price group: PG14

Electrical accessories – simple mains connection

Accessories for simple connection to the mains system.

Type	Description	Art. no.		EUR
CEE motor protection plug 1,2...1,8 A	CEE phase inverter plug with indication of the direction of rotation and thermal motor protection Connection for a float switch. With On/Off switch for “manual/automatic mode”	2525864	C	**358.–**
CEE motor protection plug 1,8...2,6 A	CEE phase inverter plug with indication of the direction of rotation and thermal motor protection Connection for a float switch. With On/Off switch for “manual/automatic mode”	2525865	L	**348.–**

You can find more accessories at the end in the chapter Electric accessories!
Attention: Switchgears are not protected against explosions and can be used only outside potentially explosive areas. If pumps are used within potentially explosive areas, onsite measures are required.

Price group: PG14

Electrical accessories – level control with float switch

Level measurement using several float switches for the different water levels, including high water alarm signal.

Type	Description	Art. no.		EUR
MS-L-1x4kW-DOL	Microprocessor-controlled switchgear for level-dependent control of one submersible motor pump with float switch.	2539741	L	**488.–**
MS-L-2x4kW-DOL	Microprocessor-controlled switchgear for level-dependent control of two submersible motor pumps with float switch.	2539745	L	**660.–**
Float switches WA65 with 5 m cable	Signal transmitters for contaminated fluids without faeces with a maximum temperature of 60 °C. Switching: up “ON”/down “OFF”.	503211390	L	**79.–**
WA65 float switches with 10 m cable	Signal transmitters for contaminated fluids without faeces with a maximum temperature of 60 °C. Switching: up “ON”/down “OFF”.	503211893	L	**150.–**
WA65 float switches with 20 m cable	Signal transmitters for contaminated fluids without faeces with a maximum temperature of 60 °C. Switching: up “ON”/down “OFF”.	2004431	L	**224.–**
Float switches WA65 with 30 m cable	Signal transmitters for contaminated fluids without faeces with a maximum temperature of 60 °C. Switching: up “ON”/down “OFF”.	2004432	L	**304.–**
Flash light 230V AC	Optical alarm signal for connection to a switchgear. Suitable for outside installation.	2510429	L	**136.–**
Signal horn 230V AC	Acoustic alarm signal (88 dBA) for connection to a switchgear. Suitable for outside installation.	501459398	L	**81.–**
NiMh rechargeable battery, 9 V/200 mAh	Rechargeable battery to be installed in the switchgears Wilo-control MS-L and EC-L for a mains-independent alarm	2522850	L	**24.–**

You can find more accessories at the end in the chapter Electric accessories!
Attention: Switchgears are not protected against explosions and can be used only outside potentially explosive areas. If pumps are used within potentially explosive areas, onsite measures are required.

Price group: PG14

Electrical accessories – mains-independent alarm signal

Alarm signal for detection of flooding in rooms and buildings. The alarm signal is acoustic, optical or wireless. In addition, other consumers can be controlled directly.

Type	Description	Art. no.		EUR
Small alarm switchgear KAS	Network-independent small alarm switchgear in ISO plug housing with shock-proof plug, acoustic alarm signal and attached electrode with 3 m cable for level measurement.	501534094	L	**343.–**
AlarmControl 1	Network-independent alarm system with shock-proof plug, acoustic alarm signal and attached mini-floater switch with 3 m cable for level measurement.	2522846	L	**134.–**
AlarmControl 2	Network-independent alarm system with shock-proof adapter plug for the direct connection of a consumer, acoustic alarm signal and attached mini-floater switch with 3 m cable for level measurement.	2522847	L	**166.–**

You can find more accessories at the end in the chapter Electric accessories!
Attention: Switchgears are not protected against explosions and can be used only outside potentially explosive areas. If pumps are used within potentially explosive areas, onsite measures are required.



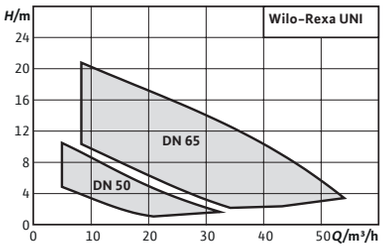

Accessories **Page**
Commissioning/maintenance 592

Wilo-Rexa UNI

Design type
Submersible sewage pump for intermittent operation for stationary and portable wet well installation

Application
Pumping of
- → Sewage containing faeces in accordance with **EN** 12050-1
- → Wastewater

Scope of delivery
- → Submersible sewage pump with 10 m cable
- → Operating and maintenance manual

Special features/product advantages
- → Excellent reliability due to corrosion-free hydraulics for universal application and various fluids
- → Easy installation thanks to its light weight, integrated capacitor at the single-phase motor and flange with integrated fixation
- → Optimum efficiency and operational safety thanks to its vortex hydraulics and smooth surfaces
- → Quick maintenance facilitated by direct access to the sealing chamber and pump housing
- → Long maintenance interval thanks to its double seal and a high volume sealing chamber

Price group: PG7

Ordering information

Rexa UNI	Pressure port	Connection cable length	Rated power	Mains connection	Art. no.		
Type		m	P_2 kW				EUR
V05/M04-523/P	DN 50	10	0.37	1~230 V, 50 Hz	6082113	L	**604.–**
V05/M04-523/A	DN 50	10	0.37	1~230 V, 50 Hz	6082114	L	**658.–**
V05/T04-540	DN 50	10	0.37	3~400 V, 50 Hz	6082115	L	**599.–**
V05/T04-540/A	DN 50	10	0.37	3~400 V, 50 Hz	6082116	L	**984.–**
V05/M06-523/P	DN 50	10	0.55	1~230 V, 50 Hz	6082117	L	**786.–**
V05/M06-523/A	DN 50	10	0.55	1~230 V, 50 Hz	6082118	L	**840.–**
V05/T06-540	DN 50	10	0.55	3~400 V, 50 Hz	6082119	L	**780.–**
V05/T06-540/A	DN 50	10	0.55	3~400 V, 50 Hz	6082120	L	**1 166.–**
V05/M08-523/P	DN 50	10	0.75	1~230 V, 50 Hz	6082121	L	**1 037.–**
V05/M08-523/A	DN 50	10	0.75	1~230 V, 50 Hz	6082122	L	**1 091.–**
V05/T08-540	DN 50	10	0.75	3~400 V, 50 Hz	6082123	L	**1 032.–**
V05/T08-540/A	DN 50	10	0.75	3~400 V, 50 Hz	6082124	L	**1 417.–**

• = available, – = not available, o = optional

= ready for delivery, L = supply availability, C = approx. 2 weeks, K = approx. 4 weeks, A = on request, = please contact Wilo
Subject to change – all prices do not include VAT. Our General Terms of Delivery and Service apply (see www.wilo.com/legal) – valid from 01/01/2019 in Germany.

Price group: PG7

Ordering information

Rexa UNI	Pressure port	Connection cable length	Rated power	Mains connection	Art. no.		
Type		m	P_2 kW				EUR
V06/M11-523/P	DN 65	10	1.10	1~230 V, 50 Hz	6082137	L	**1 298.–**
V06/M11-523/A	DN 65	10	1.10	1~230 V, 50 Hz	6082138	L	**1 353.–**
V06/T11-540	DN 65	10	1.10	3~400 V, 50 Hz	6082139	L	**1 293.–**
V06/T11-540/A	DN 65	10	1.10	3~400 V, 50 Hz	6082140	L	**1 679.–**
V06/M15-523/P	DN 65	10	1.50	1~230 V, 50 Hz	6082141	L	**1 439.–**
V06/M15-523/A	DN 65	10	1.50	1~230 V, 50 Hz	6082142	L	**1 497.–**
V06/T15-540	DN 65	10	1.50	3~400 V, 50 Hz	6082143	L	**1 434.–**
V06/T15-540/A	DN 65	10	1.50	3~400 V, 50 Hz	6082144	L	**1 819.–**
V06/T25-540	DN 65	10	2.50	3~400 V, 50 Hz	6082145	L	**1 824.–**
V06/T25-540/A	DN 65	10	2.50	3~400 V, 50 Hz	6082146	L	**2 210.–**

• = available, – = not available, o = optional

Installation drawing stationary wet well installation

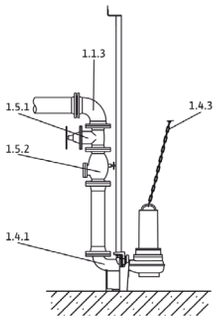

1.1.3 90° pipe bend
1.4.1 Suspension unit
1.4.3 Chain
1.5.1 Shut-off valve
1.5.2 Non-return valve

Price group: PG14

Accessories for stationary wet well installation DN50

Type	Reference number	Description	Art. no.		
					EUR
Suspension unit DN50/2RK	1.4.1	For 2-pipe guide of EN-GJL-250, cataphoretic-coated, with free passage in DN 50, coupling base with 90° pipe elbow, including coupling connection, guide pipe bracket of stainless steel for pump chamber fixation, profile joint and mounting accessories; two guide pipes (26.9 x 2 mm) are to be provided by the customer!	6070146	L	**282.–**
Non-return valve DN 50	1.5.2	made of EN-GJL-250, according to DIN EN 12050-4, including 1 set mounting accessories	2017166	L	**251.–**
Gate valve DN 50	1.5.1	made of EN-GJL-250, including 1 set mounting accessories	2017160	L	**178.–**
Guide pipe bracket DN 50 for GG pipe	1.4.1	for 2-pipe guide, of stainless steel, for pipe attachment on a cast-iron pipe, including mounting accessories	6066851	L	**76.–**
Guide pipe bracket DN 50 for ST pipe	1.4.1	for 2-pipe guide, of stainless steel, for pipe attachment on a steel pipe, including mounting accessories	6061084	L	**76.–**
Bracket for guide pipe extension DN 50 for GG pipe	1.4.1	for 2-pipe guide, of stainless steel, for pipe attachment on a cast-iron pipe, including mounting accessories	6066852	L	**90.–**
Bracket for guide pipe extension DN 50 for ST pipe	1.4.1	for 2-pipe guide, of stainless steel, for pipe attachment on a steel pipe, including mounting accessories	6066846	L	**90.–**
Lifting chain kit PCS-LU, stainless steel, 200 kg, 6 m	1.4.3	Lifting chain for raising and lowering pumps; incl. 1 shackle; with connecting links each metre for suspension.	**6084893**	A	**233.–**

= ready for delivery, L = supply availability, C = approx. 2 weeks, K = approx. 4 weeks, A = on request, = please contact Wilo
Subject to change – all prices do not include VAT. Our General Terms of Delivery and Service apply (see www.wilo.com/legal) – valid from 01/01/2019 in Germany.

Price group: PG14

Accessories for stationary wet well installation DN50

Type	Reference number	Description	Art. no.		
				🚚	EUR
Lifting chain kit PCS-LU, stainless steel, 200 kg, 3 m	1.4.3	Lifting chain for raising and lowering pumps; incl. 1 shackle; with connecting links each metre for suspension.	**6084894**	A	**172.–**
Lifting chain kit PCS-LU, stainless steel, 200 kg, 1 m	1.4.3	Lifting chain for raising and lowering pumps; incl. 1 shackle.	**6084895**	A	**77.–**
Y-piece DN 50	1.1.5	Made of steel, galvanized, flange PN 10/16 according to DIN 2501 with 2 sets of mounting accessories	2019042	L	**399.–**
Mounting accessories DN 40/50/65, PN 10	1.4.12	For one flange connection, with screws, nuts and flat gasket	6076963	L	**24.–**
Guide pipe D26.9x2 6m A2	1.4.15	Guide pipe for use with suspension unit. Securly guidance of the pump to the coupling flange. Quantity depends from the suspension unit.	6049244	L	**90.–**
Guide pipe D26.9x2 6m A4	–	Guide pipe for use with suspension unit. Securly guidance of the pump to the coupling flange. Quantity depends from the suspension unit.	6049245	L	**185.–**

Price group: PG14

Accessories for stationary wet well installation DN65

Type	Reference number	Description	Art. no.		
				🚚	EUR
Suspension unit DN65/2RK	1.4.1	For 2-pipe guide of EN-GJL-250, cataphoretic-coated, with free passage in DN 65, coupling base with 90° pipe elbow, including coupling connection, guide pipe bracket of stainless steel for pump chamber fixation, profile joint and mounting accessories; two guide pipes (26.9 x 2 mm) are to be provided by the customer!	6070150	L	**308.–**
Guide pipe D26.9x2 6m A2	1.4.15	Guide pipe for use with suspension unit. Securly guidance of the pump to the coupling flange. Quantity depends from the suspension unit.	6049244	L	**90.–**
Guide pipe bracket DN 65 for GG pipe	1.4.1	for 2-pipe guide, of stainless steel, for pipe attachment on a cast-iron pipe, including mounting accessories	6066847	A	**91.–**
Guide pipe bracket DN 65 for ST pipe	1.4.1	for 2-pipe guide, of stainless steel, for pipe attachment on a steel pipe, including mounting accessories	6066848	A	**91.–**
Bracket for guide pipe extension DN 65 for GG pipe	1.4.1	for 2-pipe guide, of stainless steel, for pipe attachment on a cast-iron pipe, including mounting accessories	6066849	A	**110.–**
Bracket for guide pipe extension DN 65 for ST pipe	1.4.1	for 2-pipe guide, of stainless steel, for pipe attachment on a steel pipe, including mounting accessories	6066850	A	**110.–**
Non-return valve DN 65	1.5.2	made of EN-GJL-250, according to DIN EN 12050-4, including 1 set mounting accessories	2017167	L	**288.–**
Gate valve DN 65	1.5.1	made of EN-GJL-250, including 1 set mounting accessories	2017161	L	**211.–**
90° pipe elbow DN 65	1.1.3	Made of EN-GJS-400-15, with 2 flanges, including 1 set of mounting accessories	2017183	L	**182.–**
Lifting chain kit PCS-LU, stainless steel, 200 kg, 6 m	1.4.3	Lifting chain for raising and lowering pumps; incl. 1 shackle; with connecting links each metre for suspension.	**6084893**	A	**233.–**
Lifting chain kit PCS-LU, stainless steel, 200 kg, 3 m	1.4.3	Lifting chain for raising and lowering pumps; incl. 1 shackle; with connecting links each metre for suspension.	**6084894**	A	**172.–**
Lifting chain kit PCS-LU, stainless steel, 200 kg, 1 m	1.4.3	Lifting chain for raising and lowering pumps; incl. 1 shackle.	**6084895**	A	**77.–**
Y-piece DN 65	1.1.5	Made of steel, galvanized, flange PN 10/16 according to DIN 2501 with 2 sets of mounting accessories	2017178	L	**464.–**
Mounting accessories DN 40/50/65, PN 10	1.4.12	For one flange connection, with screws, nuts and flat gasket	6076963	L	**24.–**

🚚 = ready for delivery, L = supply availability, C = approx. 2 weeks, K = approx. 4 weeks, A = on request, 📞 = please contact Wilo
Subject to change – all prices do not include VAT. Our General Terms of Delivery and Service apply (see www.wilo.com/legal) – valid from 01/01/2019 in Germany.

Installation drawing portable wet well installation

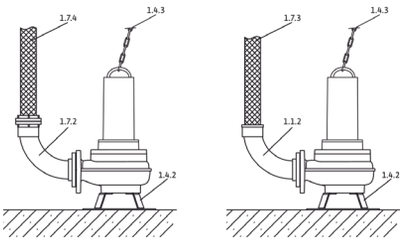

1.1.2 90° pipe bend with hose connection
1.4.2 Pump foot
1.4.3 Chain
1.7.3 Pressure hose
1.7.4 Pressure hose with Storz coupling
1.7.5 90° pipe bend with Storz coupling

Price group: PG14

Accessories for portable wet well installation DN50

Type	Reference number	Description	Art. no.		EUR
90° pipe elbow DN 50/60 mm	1.1.2	Made of PVC, with hose connector Ø 60 mm, flange on pump side, including 1 set of mounting accessories	4027344	L	**93.–**
Synthetic pressure hose 3 m, Ø 60 mm	1.7.3	Inside Ø 60 mm, PN 6, including hose clip	2027644	A	**106.–**
Synthetic pressure hose 5 m, Ø 60 mm	1.7.3	Inside Ø 60 mm, PN 6, including hose clip	2027645	A	**159.–**
Synthetic pressure hose 10 m, Ø 60 mm	1.7.3	Inside Ø 60 mm, PN 6, including hose clip	2018106	A	**296.–**
Synthetic pressure hose 15 m, Ø 60 mm	1.7.3	Inside Ø 60 mm, PN 6, including hose clip	2027646	A	**208.–**
Fixed coupling set Storz C/DN 50	1.7.2	with 90° pipe elbow and flange connection; pipe elbow made of EN-GJL-250, Storz coupling made of aluminium, incl. 1 set of mounting accessories	6031671	L	**180.–**
Synthetic fibre pressure hose 5 m, with Storz C	1.7.4	Inside Ø 52 mm, including coupling, 12/40 bar	6003651	C	**52.–**
Synthetic fibre pressure hose 10 m, with Storz C	1.7.4	Inside Ø 52 mm, including coupling, 12/40 bar	6003650	L	**76.–**
Synthetic fibre pressure hose 20 m, with Storz C	1.7.4	Inside Ø 52 mm, including coupling, 12/40 bar	6003649	L	**113.–**
Lifting chain kit PCS-LU, stainless steel, 200 kg, 6 m	1.4.3	Lifting chain for raising and lowering pumps; incl. 1 shackle; with connecting links each metre for suspension.	**6084893**	A	**233.–**
Lifting chain kit PCS-LU, stainless steel, 200 kg, 3 m	1.4.3	Lifting chain for raising and lowering pumps; incl. 1 shackle; with connecting links each metre for suspension.	**6084894**	A	**172.–**
Lifting chain kit PCS-LU, stainless steel, 200 kg, 1 m	1.4.3	Lifting chain for raising and lowering pumps; incl. 1 shackle.	**6084895**	A	**77.–**

Price group: PG14

Accessories for portable wet well installation DN65

Type	Reference number	Description	Art. no.		EUR
90° pipe elbow DN 65/70 mm	1.1.2	Made of EN-GJL-250, with hose connector Ø 70 mm, flange on pump side, including 1 set of mounting accessories	4027346	L	**85.–**
Synthetic pressure hose 10 m, Ø 70 mm	1.7.3	Inside Ø 70 mm, PN 8, including hose clip	2014151	C	**176.–**
Threaded flange DN 65 on Rp 2½	1.1.7	made of galvanized steel, DN 65 with Rp 2½ female thread, incl. 1 set of mounting accessories	4015204	L	**89.–**
90° pipe elbow G 2½	1.1.1	Made of steel, galvanized with female/male thread G 2½ / R 2½	4015212	L	**95.–**
Fixed coupling Storz C/G 2½	1.7.5	made of aluminium, Storz C connection, with male thread	2015234	L	**31.–**

= ready for delivery, L = supply availability, C = approx. 2 weeks, K = approx. 4 weeks, A = on request, = please contact Wilo
Subject to change – all prices do not include VAT. Our General Terms of Delivery and Service apply (see www.wilo.com/legal) – valid from 01/01/2019 in Germany.

Price group: PG14

Accessories for portable wet well installation DN65

Type	Reference number	Description	Art. no.		
					EUR
Synthetic fibre pressure hose 5 m, with Storz C	1.7.4	Inside Ø 52 mm, including coupling, 12/40 bar	6003651	C	**52.–**
Synthetic fibre pressure hose 10 m, with Storz C	1.7.4	Inside Ø 52 mm, including coupling, 12/40 bar	6003650	L	**76.–**
Synthetic fibre pressure hose 20 m, with Storz C	1.7.4	Inside Ø 52 mm, including coupling, 12/40 bar	6003649	L	**113.–**
Lifting chain kit PCS-LU, stainless steel, 200 kg, 6 m	1.4.3	Lifting chain for raising and lowering pumps; incl. 1 shackle; with connecting links each metre for suspension.	**6084893**	A	**233.–**
Lifting chain kit PCS-LU, stainless steel, 200 kg, 3 m	1.4.3	Lifting chain for raising and lowering pumps; incl. 1 shackle; with connecting links each metre for suspension.	**6084894**	A	**172.–**
Lifting chain kit PCS-LU, stainless steel, 200 kg, 1 m	1.4.3	Lifting chain for raising and lowering pumps; incl. 1 shackle.	**6084895**	A	**77.–**

Price group: PG14

Electrical accessories – level control with dynamic pressure system

Level measurement via an open dynamic pressure system with the option of a separate dynamic pressure bell for the high water level.

Type	Description	Art. no.		
				EUR
EC-L-1x12A-DOL-MT34-WM	Microcontroller-controlled switchgear with LC display and symbol-based menu navigation for level-dependent control of a submersible pump by means of float switches or level sensor. **Note!** The operating manual are printed in the following languages: DE, EN, FR, PL, RU. All 28 languages are enclosed as PDF files on a USB stick. For installation and commissioning, **a notebook or tablet may be required.**	2543210	L	**886.–**
EC-L-1x12A-DOL-MT34-WM-EMS-IPS	Microcontroller-controlled switchgear with LC display, symbol-based menu navigation and integrated pressure transducer for level-dependent control of a submersible pump by means of float switches, level sensor or immersion bell. WITHOUT main switch, mains isolator must be provided by the customer! **Note!** The operating manual are printed in the following languages: DE, EN, FR, PL, RU. All 28 languages are enclosed as PDF files on a USB stick. For installation and commissioning, **a notebook or tablet may be required.**	2543212	L	**864.–**
EC-L-2x12A-DOL-MT34-WM	Microcontroller-controlled switchgear with LC display and symbol-based menu navigation for level-dependent control of submersible pumps by means of float switches or level sensor. **Note!** The operating manual are printed in the following languages: DE, EN, FR, PL, RU. All 28 languages are enclosed as PDF files on a USB stick. For installation and commissioning, **a notebook or tablet may be required.**	2543220	L	**1 399.–**
EC-L-2x12A-DOL-MT34-WM-EMS-IPS	Microcontroller-controlled switchgear with LC display, symbol-based menu navigation and integrated pressure transducer for level-dependent control of two submersible pumps by means of float switches, level sensor or immersion bell. WITHOUT main switch, mains isolator must be provided by the customer! **Note!** The operating manual are printed in the following languages: DE, EN, FR, PL, RU. All 28 languages are enclosed as PDF files on a USB stick. For installation and commissioning, **a notebook or tablet may be required.**	2543222	L	**1 329.–**
Dynamic pressure bell with 10 m hose	Pneumatic signal transmitter for fluids containing faeces with a max. temperature of 60°C. The signal transmitter is open in the direction of the fluid and has to be vented after each pumping-out (OFF according to time).	2516976	L	**85.–**
Bubbling-through system	Small compressor for a permanent or periodic ventilation of the dynamic pressure bell (OFF according to water level) Incl. non-return valve, 3 m hose and T-connector	2516977	L	**209.–**
Flash light 230V AC	Optical alarm signal for connection to a switchgear. Suitable for outside installation.	2510429	L	**136.–**

You can find more accessories at the end in the chapter Electric accessories!

Attention: Switchgears are not protected against explosions and can be used only outside potentially explosive areas. If pumps are used within potentially explosive areas, onsite measures are required.

= ready for delivery, L = supply availability, C = approx. 2 weeks, K = approx. 4 weeks, A = on request, = please contact Wilo

Subject to change – all prices do not include VAT. Our General Terms of Delivery and Service apply (see www.wilo.com/legal) – valid from 01/01/2019 in Germany.

Price group: PG14

Electrical accessories – level control with dynamic pressure system

Level measurement via an open dynamic pressure system with the option of a separate dynamic pressure bell for the high water level.

Type	Description	Art. no.		EUR
Signal horn 230V AC	Acoustic alarm signal (88 dBA) for connection to a switchgear. Suitable for outside installation.	501459398	L	**81.–**
NiMh rechargeable battery, 9 V/200 mAh	Rechargeable battery to be installed in the switchgears Wilo-control MS-L and EC-L for a mains-independent alarm	2522850	L	**24.–**

You can find more accessories at the end in the chapter Electric accessories!
Attention: Switchgears are not protected against explosions and can be used only outside potentially explosive areas. If pumps are used within potentially explosive areas, onsite measures are required.

Price group: PG14

Electrical accessories – level control with float switch

Level measurement using several float switches for the different water levels, including high water alarm signal. The breakdown barrier and the Ex cutoff relays are not required except for the connection of signal transmitters in potentially explosive areas! These can also be dispensed with when the SC-L..-Ex switchgear is used!

Type	Description	Art. no.		EUR
MS-L-1x4kW-DOL	Microprocessor-controlled switchgear for level-dependent control of one submersible motor pump with float switch.	2539741	L	**488.–**
MS-L-2x4kW-DOL	Microprocessor-controlled switchgear for level-dependent control of two submersible motor pumps with float switch.	2539745	L	**660.–**
Float switches WA65 with 5 m cable	Signal transmitters for contaminated fluids without faeces with a maximum temperature of 60 °C. Switching: up “ON”/down “OFF”.	503211390	L	**79.–**
WA65 float switches with 10 m cable	Signal transmitters for contaminated fluids without faeces with a maximum temperature of 60 °C. Switching: up “ON”/down “OFF”.	503211893	L	**150.–**
WA65 float switches with 20 m cable	Signal transmitters for contaminated fluids without faeces with a maximum temperature of 60 °C. Switching: up “ON”/down “OFF”.	2004431	L	**224.–**
Float switches WA65 with 30 m cable	Signal transmitters for contaminated fluids without faeces with a maximum temperature of 60 °C. Switching: up “ON”/down “OFF”.	2004432	L	**304.–**
Flash light 230V AC	Optical alarm signal for connection to a switchgear. Suitable for outside installation.	2510429	L	**136.–**
Signal horn 230V AC	Acoustic alarm signal (88 dBA) for connection to a switchgear. Suitable for outside installation.	501459398	L	**81.–**
NiMh rechargeable battery, 9 V/200 mAh	Rechargeable battery to be installed in the switchgears Wilo-control MS-L and EC-L for a mains-independent alarm	2522850	L	**24.–**

You can find more accessories at the end in the chapter Electric accessories!
Attention: Switchgears are not protected against explosions and can be used only outside potentially explosive areas. If pumps are used within potentially explosive areas, onsite measures are required.

Price group: PG14

Electrical accessories – level control with level sensor

Level measurement using a level sensor with various measurement ranges, including high water alarm and dry-running protection. The breakdown barrier and the Ex cut-off relays are not required except for the connection of signal transmitters in potentially explosive areas! These can also be dispensed with when the SC-L..-Ex switchgear is used!

Type	Description	Art. no.		EUR
EC-L-1x12A-DOL-MT34-WM-EMS	Microcontroller-controlled switchgear with LC display and symbol-based menu navigation for level-dependent control of a submersible pump by means of float switches or level sensor. WITHOUT main switch, mains isolator must be provided by the customer! **Note!** The operating manual are printed in the following languages: DE, EN, FR, PL, RU. All 28 languages are enclosed as PDF files on a USB stick. For installation and commissioning, **a notebook or tablet may be required.**	2543211	L	**806.–**
EC-L-2x12A-DOL-MT34-WM-EMS	Microcontroller-controlled switchgear with LC display and symbol-based menu navigation for level-dependent control of submersible pumps by means of float switches or level sensor. WITHOUT main switch, mains isolator must be provided by the customer! **Note!** The operating manual are printed in the following languages: DE, EN, FR, PL, RU. All 28 languages are enclosed as PDF files on a USB stick. For installation and commissioning, **a notebook or tablet may be required.**	2543221	L	**1 230.–**

You can find more accessories at the end in the chapter Electric accessories!
Attention: Switchgears are not protected against explosions and can be used only outside potentially explosive areas. If pumps are used within potentially explosive areas, onsite measures are required.

= ready for delivery, L = supply availability, C = approx. 2 weeks, K = approx. 4 weeks, A = on request, = please contact Wilo
Subject to change – all prices do not include VAT. Our General Terms of Delivery and Service apply (see www.wilo.com/legal) – valid from 01/01/2019 in Germany.

Price group: PG14

Electrical accessories – level control with level sensor

Level measurement using a level sensor with various measurement ranges, including high water alarm and dry-running protection. The breakdown barrier and the Ex cut-off relays are not required except for the connection of signal transmitters in potentially explosive areas! These can also be dispensed with when the SC-L..-Ex switchgear is used!

Type	Description	Art. no.		
			🚚	EUR
Level sensor 0–1 mWS, with 10 m cable	Signal transmitter with ATEX approval for fluids containing faeces with a max. temperature of 60°C. Output signal: 4...20 mA	2519924	L	**428.–**
Level sensor 0–1 mWS, with 30 m cable	Signal transmitter with ATEX approval for fluids containing faeces with a max. temperature of 60°C. Output signal: 4...20 mA	2519925	L	**506.–**
Level sensor 0–1 mWS, with 50 m cable	Signal transmitter with ATEX approval for fluids containing faeces with a max. temperature of 60°C. Output signal: 4...20 mA	2519926	L	**612.–**
Level sensor 0–2.5 mWS with 10 m cable	Signal transmitter with ATEX approval for fluids containing faeces with a max. temperature of 60°C. Output signal: 4...20 mA	2519921	L	**428.–**
Level sensor 0–2.5 mWS, with 30 m cable	Signal transmitter with ATEX approval for fluids containing faeces with a max. temperature of 60°C. Output signal: 4...20 mA	2519922	L	**506.–**
Level sensor 0–2.5 mWS, with 50 m cable	Signal transmitter with ATEX approval for fluids containing faeces with a max. temperature of 60°C. Output signal: 4...20 mA	2519923	L	**612.–**
Flash light 230V AC	Optical alarm signal for connection to a switchgear. Suitable for outside installation.	2510429	L	**136.–**
Signal horn 230V AC	Acoustic alarm signal (88 dBA) for connection to a switchgear. Suitable for outside installation.	501459398	L	**81.–**
Cable clamp	For the fixation of a signal transmitter in the sump. The terminal is fixed with a hook to the sump, the cable of the signal transmitter is connected and fixed by the weight of the signal transmitter.	2519927	L	**21.–**
NiMh rechargeable battery, 9 V/200 mAh	Rechargeable battery to be installed in the switchgears Wilo-control MS-L and EC-L for a mains-independent alarm	2522850	L	**24.–**

You can find more accessories at the end in the chapter Electric accessories!
Attention: Switchgears are not protected against explosions and can be used only outside potentially explosive areas. If pumps are used within potentially explosive areas, onsite measures are required.

Price group: PG14

Electrical accessories – mains-independent alarm signal

Alarm signal for detection of flooding in rooms and buildings. The alarm signal is acoustic, optical or wireless. In addition, other consumers can be controlled directly.

Type	Description	Art. no.		
			🚚	EUR
DrainAlarm 2	Network-independent alarm switchgear with optical and acoustic alarm signal and with a connection for one float switch.	2545133	L	**399.–**
DrainAlarm GSM	Network-independent alarm switchgear with optical, acoustic and wireless (per GSM) alarm signal and with a connection for one float switch.	2542911	L	**1 077.–**
Float switches WA65 with 5 m cable	Signal transmitters for contaminated fluids without faeces with a maximum temperature of 60 °C. Switching: up “ON”/down “OFF”.	503211390	L	**79.–**
WA65 float switches with 10 m cable	Signal transmitters for contaminated fluids without faeces with a maximum temperature of 60 °C. Switching: up “ON”/down “OFF”.	503211893	L	**150.–**
WA65 float switches with 20 m cable	Signal transmitters for contaminated fluids without faeces with a maximum temperature of 60 °C. Switching: up “ON”/down “OFF”.	2004431	L	**224.–**
Float switches WA65 with 30 m cable	Signal transmitters for contaminated fluids without faeces with a maximum temperature of 60 °C. Switching: up “ON”/down “OFF”.	2004432	L	**304.–**
Flash light 230V AC	Optical alarm signal for connection to a switchgear. Suitable for outside installation.	2510429	L	**136.–**
Signal horn 230V AC	Acoustic alarm signal (88 dBA) for connection to a switchgear. Suitable for outside installation.	501459398	L	**81.–**

You can find more accessories at the end in the chapter Electric accessories!
Attention: Switchgears are not protected against explosions and can be used only outside potentially explosive areas. If pumps are used within potentially explosive areas, onsite measures are required.

🚚 = ready for delivery, L = supply availability, C = approx. 2 weeks, K = approx. 4 weeks, A = on request, 📞 = please contact Wilo
Subject to change – all prices do not include VAT. Our General Terms of Delivery and Service apply (see www.wilo.com/legal) – valid from 01/01/2019 in Germany.



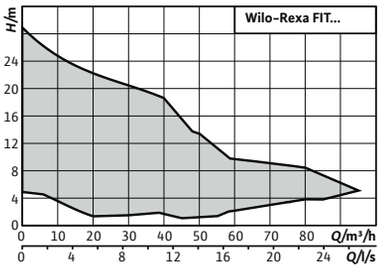

Accessories	Page
Commissioning/maintenance	592

Wilo-Rexa FIT

Design type
Submersible sewage pump for intermittent operation for stationary and portable wet well installation.

Application
Pumping of
- → Sewage containing faeces in accordance with **EN** 12050-1
- → Wastewater

Scope of delivery
- → Submersible sewage pump with 10 m cable
- → Cable version depending on the variant:
  - → With bare cable ends (O)
  - → With plug (P)
  - → With float switch and plug (A)
- → Operating and maintenance manual

Special features/product advantages
- → Ready to plug in and use (A- and P-model)
- → Attached float switch (A-model) enables easy operation
- → Safe vortex hydraulics with large, free ball passage to prevent clogging during operation
- → Sealing chamber with optional external monitoring
- → Lightweight

Ordering information DN 50

Rexa FIT	Pressure port	Rated power	Float switch	Mains plug	Mains connection	Art. no.	Price group		
Type		P_2 kW						🚚	EUR
V05DA-122/E...-A	DN 50	1.10	yes	Shock-proof	1~230 V, 50 Hz	6064576	PG7	C	**1 106.-**
V05DA-122/E...-A	DN 50	1.10	yes	CEE	3~400 V, 50 Hz	6064577	PG7	C	**1 319.-**
V05DA-122/E...-O	DN 50	1.10	no	no	3~400 V, 50 Hz	6064579	PG7	L	**977.-**
V05DA-122/E...-P	DN 50	1.10	no	Shock-proof	1~230 V, 50 Hz	6064578	PG7	C	**1 072.-**
V05DA-124/E...-A	DN 50	1.10	yes	Shock-proof	1~230 V, 50 Hz	6064580	PG7	L	**1 152.-**
V05DA-124/E...-A	DN 50	1.10	yes	CEE	3~400 V, 50 Hz	6064581	PG7	C	**1 374.-**
V05DA-124/E...-O	DN 50	1.10	no	no	3~400 V, 50 Hz	6064583	PG7	L	**1 033.-**
V05DA-124/E...-P	DN 50	1.10	no	Shock-proof	1~230 V, 50 Hz	6064582	PG7	C	**1 117.-**
V05DA-126/E...-A	DN 50	1.50	yes	Shock-proof	1~230 V, 50 Hz	6064584	PG7	L	**1 360.-**

• = available, - = not available, o = optional

🚚 = ready for delivery, L = supply availability, C = approx. 2 weeks, K = approx. 4 weeks, A = on request, ✆ = please contact Wilo
Subject to change – all prices do not include VAT. Our General Terms of Delivery and Service apply (see www.wilo.com/legal) – valid from 01/01/2019 in Germany.

Ordering information DN 50

Rexa FIT	Pressure port	Rated power	Float switch	Mains plug	Mains connection	Art. no.	Price group		
Type		P_2 kW							EUR
V05DA-126/E...-A	DN 50	1.50	yes	CEE	3~400 V, 50 Hz	6064585	PG7	L	**1 533.–**
V05DA-126/E...-O	DN 50	1.50	no	no	3~400 V, 50 Hz	6064587	PG7	L	**1 191.–**
V05DA-126/E...-P	DN 50	1.50	no	Shock-proof	1~230 V, 50 Hz	6064586	PG7	L	**1 325.–**
V05DA-222/E...-A	DN 50	2.50	yes	CEE	3~400 V, 50 Hz	6064588	PG7	C	**1 721.–**
V05DA-222/E...-O	DN 50	2.50	no	no	3~400 V, 50 Hz	6064589	PG7	L	**1 379.–**
V05DA-224/E...-A	DN 50	2.50	yes	CEE	3~400 V, 50 Hz	6064590	PG7	C	**1 794.–**
V05DA-224/E...-O	DN 50	2.50	no	no	3~400 V, 50 Hz	6064591	PG7	L	**1 452.–**
V05DA-226/E...-A	DN 50	3.90	yes	CEE	3~400 V, 50 Hz	6064592	PG7	L	**1 910.–**
V05DA-226/E...-O	DN 50	3.90	no	no	3~400 V, 50 Hz	6064593	PG7	L	**1 568.–**
V05DA-228/E...-A	DN 50	3.90	yes	CEE	3~400 V, 50 Hz	6064594	PG7	C	**1 905.–**
V05DA-228/E...-O	DN 50	3.90	no	no	3~400 V, 50 Hz	6064595	PG7	L	**1 564.–**

• = available, – = not available, o = optional

Ordering information DN 65

Rexa FIT	Pressure port	Rated power	Float switch	Mains plug	Mains connection	Art. no.	Price group		
Type		P_2 kW							EUR
V06DA-212/E...-A	DN 65/80	1.10	yes	Shock-proof	1~230 V, 50 Hz	6064596	PG7	C	**1 375.–**
V06DA-212/E...-A	DN 65/80	1.10	yes	CEE	3~400 V, 50 Hz	6064597	PG7	C	**1 608.–**
V06DA-212/E...-O	DN 65/80	1.10	no	no	3~400 V, 50 Hz	6064599	PG7	L	**1 265.–**
V06DA-212/E...-P	DN 65/80	1.10	no	Shock-proof	1~230 V, 50 Hz	6064598	PG7	C	**1 340.–**
V06DA-214/E...-A	DN 65/80	1.50	yes	Shock-proof	1~230 V, 50 Hz	6064700	PG7	L	**1 447.–**
V06DA-214/E...-A	DN 65/80	1.50	yes	CEE	3~400 V, 50 Hz	6064701	PG7	C	**1 675.–**
V06DA-214/E...-O	DN 65/80	1.50	no	no	3~400 V, 50 Hz	6064703	PG7	L	**1 332.–**
V06DA-214/E...-P	DN 65/80	1.50	no	Shock-proof	1~230 V, 50 Hz	6064702	PG7	C	**1 412.–**
V06DA-216/E...-A	DN 65/80	2.50	yes	CEE	3~400 V, 50 Hz	6064704	PG7	L	**1 806.–**
V06DA-216/E...-O	DN 65/80	2.50	no	no	3~400 V, 50 Hz	6064705	PG7	L	**1 463.–**
V06DA-222/E...-A	DN 65/80	3.90	yes	CEE	3~400 V, 50 Hz	6064706	PG7	L	**1 897.–**
V06DA-222/E...-O	DN 65/80	3.90	no	no	3~400 V, 50 Hz	6064707	PG7	L	**1 555.–**
V06DA-224/E...-A	DN 65/80	3.90	yes	CEE	3~400 V, 50 Hz	6064708	PG7	C	**1 935.–**
V06DA-224/E...-O	DN 65/80	3.90	no	no	3~400 V, 50 Hz	6064709	PG7	L	**1 593.–**
V06DA-622/E...0-O	DN 65/80	1.10	no	no	3~400 V, 50 Hz	6064711	PG7	L	**1 381.–**
V06DA-622/E...-P	DN 65/80	1.10	no	Shock-proof	1~230 V, 50 Hz	6064710	PG7	C	**1 524.–**
V06DA-623/E...-O	DN 65/80	1.50	no	no	3~400 V, 50 Hz	6064713	PG7	L	**1 404.–**
V06DA-623/E...-P	DN 65/80	1.50	no	Shock-proof	1~230 V, 50 Hz	6064712	PG7	C	**1 550.–**
V06DA-625/E...-O	DN 65/80	1.50	no	no	3~400 V, 50 Hz	6064715	PG7	L	**1 449.–**
V06DA-625/E...-P	DN 65/80	1.50	no	Shock-proof	1~230 V, 50 Hz	6064714	PG7	C	**1 600.–**
V06DA-626/E...-O	DN 65/80	2.50	no	no	3~400 V, 50 Hz	6064716	PG7	L	**1 536.–**
V06DA-628/E...-O	DN 65/80	2.50	no	no	3~400 V, 50 Hz	6064717	PG7	L	**1 571.–**

• = available, – = not available, o = optional

= ready for delivery, L = supply availability, C = approx. 2 weeks, K = approx. 4 weeks, A = on request, = please contact Wilo
Subject to change – all prices do not include VAT. Our General Terms of Delivery and Service apply (see www.wilo.com/legal) – valid from 01/01/2019 in Germany.

Ordering information DN 80

Rexa FIT	Pressure port	Rated power	Float switch	Mains plug	Mains connection	Art. no.	Price group		
Type		P_2 kW							EUR
V08DA-422/E...-A	DN 80/100	1.10	yes	Shock-proof	1~230 V, 50 Hz	6065917	PG7	C	**1 802.–**
V08DA-422/E...-A	DN 80/100	1.10	yes	CEE	3~400 V, 50 Hz	6065918	PG7	C	**1 984.–**
V08DA-422/E...-O	DN 80/100	1.10	no	no	3~400 V, 50 Hz	6065920	PG7	C	**1 642.–**
V08DA-422/E...-P	DN 80/100	1.10	no	Shock-proof	1~230 V, 50 Hz	6065919	PG7	C	**1 767.–**
V08DA-424/E...-A	DN 80/100	1.10	yes	Shock-proof	1~230 V, 50 Hz	6065921	PG7	C	**1 844.–**
V08DA-424/E...-A	DN 80/100	1.10	yes	CEE	3~400 V, 50 Hz	6065922	PG7	C	**2 020.–**
V08DA-424/E...-O	DN 80/100	1.10	no	no	3~400 V, 50 Hz	6065924	PG7	L	**1 678.–**
V08DA-424/E...-P	DN 80/100	1.10	no	Shock-proof	1~230 V, 50 Hz	6065923	PG7	C	**1 809.–**
V08DA-426/E...-A	DN 80/100	1.50	yes	Shock-proof	1~230 V, 50 Hz	6065925	PG7	C	**1 922.–**
V08DA-426/E...-A	DN 80/100	1.50	yes	CEE	3~400 V, 50 Hz	6065926	PG7	C	**2 047.–**
V08DA-426/E...-O	DN 80/100	1.50	no	no	3~400 V, 50 Hz	6065928	PG7	L	**1 704.–**
V08DA-426/E...-P	DN 80/100	1.50	no	Shock-proof	1~230 V, 50 Hz	6065927	PG7	C	**1 887.–**
V08DA-428/E...-O	DN 80/100	2.50	no	no	3~400 V, 50 Hz	6065929	PG7	L	**1 717.–**
V08DA-524/E...-O	DN 80/100	3.50	no	no	3~400 V, 50 Hz	6065931	PG7	L	**1 891.–**
V08DA-526/E...-O	DN 80/100	3.50	no	no	3~400 V, 50 Hz	6065932	PG7	L	**1 945.–**

• = available, – = not available, o = optional

Ordering information DN 100

Rexa FIT	Pressure port	Rated power	Float switch	Mains plug	Mains connec-tion	Art. no.	Price group		
Type		P_2 kW							EUR
V10DA-422/E...-O	DN 100	1.50	no	no	3~400 V, 50 Hz	6081900	PG7	L	**1 845.–**
V10DA-424/E...-O	DN 100	2.50	no	no	3~400 V, 50 Hz	6081901	PG7	L	**1 857.–**
V10DA-425/E...-O	DN 100	2.50	no	no	3~400 V, 50 Hz	6081902	PG7	L	**1 911.–**
V10DA-426/E...-O	DN 100	3.50	no	no	3~400 V, 50 Hz	6081903	PG7	L	**2 030.–**
V10DA-428/E...-O	DN 100	3.50	no	no	3~400 V, 50 Hz	6081904	PG7	L	**2 084.–**

• = available, – = not available, o = optional

= ready for delivery, L = supply availability, C = approx. 2 weeks, K = approx. 4 weeks, A = on request, = please contact Wilo
Subject to change – all prices do not include VAT. Our General Terms of Delivery and Service apply (see www.wilo.com/legal) – valid from 01/01/2019 in Germany.

Installation drawing stationary wet well installation

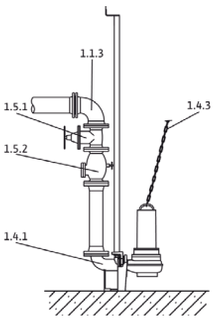

1.1.3 90° pipe bend
1.4.1 Suspension unit
1.4.3 Chain
1.5.1 Shut-off valve
1.5.2 Non-return valve

Price group: PG14

Accessories for stationary wet well installation DN 50

Type	Reference number	Description	Art. no.		EUR
				🚚	
Suspension unit DN50/2RK	1.4.1	For 2-pipe guide of EN-GJL-250, cataphoretic-coated, with free passage in DN 50, coupling base with 90° pipe elbow, including coupling connection, guide pipe bracket of stainless steel for pump chamber fixation, profile joint and mounting accessories; two guide pipes (26.9 x 2 mm) are to be provided by the customer!	6070146	L	**282.–**
Non-return valve DN 50	1.5.2	made of EN-GJL-250, according to DIN EN 12050-4, including 1 set mounting accessories	2017166	L	**251.–**
Gate valve DN 50	1.5.1	made of EN-GJL-250, including 1 set mounting accessories	2017160	L	**178.–**
Guide pipe D26.9x2 6m A2	1.4.15	Guide pipe for use with suspension unit. Securly guidance of the pump to the coupling flange. Quantity depends from the suspension unit.	6049244	L	**90.–**
90° pipe elbow DN 50	1.1.3	Made of EN-GJS-400-15, with 2 flanges, including 1 set of mounting accessories	2018053	L	**179.–**
Guide pipe bracket DN 50 for GG pipe	1.4.1	for 2-pipe guide, of stainless steel, for pipe attachment on a cast-iron pipe, including mounting accessories	6066851	L	**76.–**
Guide pipe bracket DN 50 for ST pipe	1.4.1	for 2-pipe guide, of stainless steel, for pipe attachment on a steel pipe, including mounting accessories	6061084	L	**76.–**
Bracket for guide pipe extension DN 50 for GG pipe	1.4.1	for 2-pipe guide, of stainless steel, for pipe attachment on a cast-iron pipe, including mounting accessories	6066852	L	**90.–**
Bracket for guide pipe extension DN 50 for ST pipe	1.4.1	for 2-pipe guide, of stainless steel, for pipe attachment on a steel pipe, including mounting accessories	6066846	L	**90.–**
Chain set PCS-CE, galvanised steel, 400 kg, 5 m	1.4.3	As chain sling with 2 shackles in galvanised steel. Bearing capacity: 400 kg	6063140	L	**144.–**
Chain set PCS-CE, galvanised steel, 400 kg, 10 m	1.4.3	As chain sling with 2 shackles in galvanised steel. Bearing capacity: 400 kg	6063142	L	**268.–**
Chain set PCS-CE, stainless steel, 400 kg, 5 m	1.4.3	As chain sling with 2 shackles in 1.4401 stainless steel. Bearing capacity: 400 kg	6063136	L	**397.–**
Chain set PCS-CE, stainless steel, 400 kg, 10 m	1.4.3	As chain sling with 2 shackles in 1.4401 stainless steel. Bearing capacity: 400 kg	6063138	L	**626.–**
Y-piece DN 50	1.1.5	Made of steel, galvanized, flange PN 10/16 according to DIN 2501 with 2 sets of mounting accessories	2019042	L	**399.–**
Mounting accessories DN 40/50/65, PN 10	1.4.12	For one flange connection, with screws, nuts and flat gasket	6076963	L	**24.–**

🚚 = ready for delivery, L = supply availability, C = approx. 2 weeks, K = approx. 4 weeks, A = on request, 📞 = please contact Wilo
Subject to change – all prices do not include VAT. Our General Terms of Delivery and Service apply (see www.wilo.com/legal) – valid from 01/01/2019 in Germany.

Price group: PG14

Accessories for stationary wet well installation DN65

Type	Reference number	Description	Art. no.		
				🚚	EUR
Suspension unit DN65/2RK	1.4.1	For 2-pipe guide of EN-GJL-250, cataphoretic-coated, with free passage in DN 65, coupling base with 90° pipe elbow, including coupling connection, guide pipe bracket of stainless steel for pump chamber fixation, profile joint and mounting accessories; two guide pipes (26.9 x 2 mm) are to be provided by the customer!	6070150	L	**308.–**
Guide pipe D26.9x2 6m A2	1.4.15	Guide pipe for use with suspension unit. Securly guidance of the pump to the coupling flange. Quantity depends from the suspension unit.	6049244	L	**90.–**
Guide pipe D26.9x2 6m A4	–	Guide pipe for use with suspension unit. Securly guidance of the pump to the coupling flange. Quantity depends from the suspension unit.	6049245	L	**185.–**
Guide pipe bracket DN 65 for GG pipe	1.4.1	for 2-pipe guide, of stainless steel, for pipe attachment on a cast-iron pipe, including mounting accessories	6066847	A	**91.–**
Guide pipe bracket DN 65 for ST pipe	1.4.1	for 2-pipe guide, of stainless steel, for pipe attachment on a steel pipe, including mounting accessories	6066848	A	**91.–**
Bracket for guide pipe extension DN 65 for GG pipe	1.4.1	for 2-pipe guide, of stainless steel, for pipe attachment on a cast-iron pipe, including mounting accessories	6066849	A	**110.–**
Bracket for guide pipe extension DN 65 for ST pipe	1.4.1	for 2-pipe guide, of stainless steel, for pipe attachment on a steel pipe, including mounting accessories	6066850	A	**110.–**
Non-return valve DN 65	1.5.2	made of EN-GJL-250, according to DIN EN 12050-4, including 1 set mounting accessories	2017167	L	**288.–**
Gate valve DN 65	1.5.1	made of EN-GJL-250, including 1 set mounting accessories	2017161	L	**211.–**
90° pipe elbow DN 65	1.1.3	Made of EN-GJS-400-15, with 2 flanges, including 1 set of mounting accessories	2017183	L	**182.–**
Chain set PCS-CE, galvanised steel, 400 kg, 5 m	1.4.3	As chain sling with 2 shackles in galvanised steel. Bearing capacity: 400 kg	6063140	L	**144.–**
Chain set PCS-CE, galvanised steel, 400 kg, 10 m	1.4.3	As chain sling with 2 shackles in galvanised steel. Bearing capacity: 400 kg	6063142	L	**268.–**
Chain set PCS-CE, stainless steel, 400 kg, 5 m	1.4.3	As chain sling with 2 shackles in 1.4401 stainless steel. Bearing capacity: 400 kg	6063136	L	**397.–**
Chain set PCS-CE, stainless steel, 400 kg, 10 m	1.4.3	As chain sling with 2 shackles in 1.4401 stainless steel. Bearing capacity: 400 kg	6063138	L	**626.–**
Y-piece DN 65	1.1.5	Made of steel, galvanized, flange PN 10/16 according to DIN 2501 with 2 sets of mounting accessories	2017178	L	**464.–**
Mounting accessories DN 40/50/65, PN 10	1.4.12	For one flange connection, with screws, nuts and flat gasket	6076963	L	**24.–**

Price group: PG14

Accessories for stationary wet well installation DN80

Type	Reference number	Description	Art. no.		
				🚚	EUR
Suspension unit DN 80/2RK	1.4.1	Made of EN-GJL-250, painted, with free passage in DN 80, foot elbow including pump holder, profile joint, installation and floor fixation accessories and double-pipe guide pipe bracket (42.4x2 mm) without guide pipes.	6082333	A	**308.–**
Guide pipe D42.4x2 6m A2	1.4.15	Guide pipe for use with suspension unit. Securly guidance of the pump to the coupling flange. Quantity depends from the suspension unit.	6031565	L	**126.–**
Non-return valve DN 80	1.5.2	made of EN-GJL-250, according to DIN EN 12050-4, including 1 set mounting accessories	2017168	L	**323.–**
Gate valve DN 80	1.5.1	made of EN-GJL-250, including 1 set mounting accessories	2017162	L	**292.–**
90° pipe elbow DN 80	1.1.3	Made of EN-GJS-400-15, with 2 flanges, including 1 set of mounting accessories	2012064	L	**197.–**

🚚 = ready for delivery, L = supply availability, C = approx. 2 weeks, K = approx. 4 weeks, A = on request, 📞 = please contact Wilo
Subject to change – all prices do not include VAT. Our General Terms of Delivery and Service apply (see www.wilo.com/legal) – valid from 01/01/2019 in Germany.

Price group: PG14

Accessories for stationary wet well installation DN80

Type	Reference number	Description	Art. no.		
				🚚	EUR
Chain set PCS-CE, galvanised steel, 400 kg, 5 m	1.4.3	As chain sling with 2 shackles in galvanised steel. Bearing capacity: 400 kg	6063140	L	**144.–**
Chain set PCS-CE, galvanised steel, 400 kg, 10 m	1.4.3	As chain sling with 2 shackles in galvanised steel. Bearing capacity: 400 kg	6063142	L	**268.–**
Chain set PCS-CE, stainless steel, 400 kg, 5 m	1.4.3	As chain sling with 2 shackles in 1.4401 stainless steel. Bearing capacity: 400 kg	6063136	L	**397.–**
Chain set PCS-CE, stainless steel, 400 kg, 10 m	1.4.3	As chain sling with 2 shackles in 1.4401 stainless steel. Bearing capacity: 400 kg	6063138	L	**626.–**
Y-piece DN 80	1.1.5	Made of steel, galvanized, flange PN 10/16 according to DIN 2501 with 2 sets of mounting accessories	2017179	L	**714.–**
Mounting accessories DN 80/100, PN 10	1.4.12	For one flange connection, with screws, nuts and flat gasket	6077521	L	**26.–**
Guide pipe D42.4x2 6m A2	1.4.15	Guide pipe for use with suspension unit. Securly guidance of the pump to the coupling flange. Quantity depends from the suspension unit.	6031565	L	**126.–**
Guide pipe D42.4x2 6m A4	–	Guide pipe for use with suspension unit. Securly guidance of the pump to the coupling flange. Quantity depends from the suspension unit.	6031566	A	**221.–**

Price group: PG14

Accessories for stationary wet well installation DN100

Type	Reference number	Description	Art. no.		
				🚚	EUR
Non-return valve DN 100	1.5.2	made of EN-GJL-250, according to DIN EN 12050-4, including 1 set mounting accessories	2017169	L	**387.–**
Gate valve DN 100	1.5.1	made of EN-GJL-250, including 1 set mounting accessories	2017163	L	**344.–**
90° pipe elbow DN 100	1.1.3	Made of EN-GJS-400-15, with 2 flanges, including 1 set of mounting accessories	2004669	L	**237.–**
Y-piece DN 100	1.1.5	Made of steel, galvanized, flange PN 10/16 according to DIN 2501 with 2 sets of mounting accessories	2017180	L	**852.–**
Chain set PCS-CE, galvanised steel, 400 kg, 5 m	1.4.3	As chain sling with 2 shackles in galvanised steel. Bearing capacity: 400 kg	6063140	L	**144.–**
Chain set PCS-CE, galvanised steel, 400 kg, 10 m	1.4.3	As chain sling with 2 shackles in galvanised steel. Bearing capacity: 400 kg	6063142	L	**268.–**
Chain set PCS-CE, stainless steel, 400 kg, 5 m	1.4.3	As chain sling with 2 shackles in 1.4401 stainless steel. Bearing capacity: 400 kg	6063136	L	**397.–**
Chain set PCS-CE, stainless steel, 400 kg, 10 m	1.4.3	As chain sling with 2 shackles in 1.4401 stainless steel. Bearing capacity: 400 kg	6063138	L	**626.–**
EHV DN100S/2RK	–	For 2-pipe guide of EN-GJL-250, cataphoretic-coated, with free passage in DN 100, coupling base with 90° pipe elbow, including coupling connection, guide pipe bracket of stainless steel for pump chamber fixation, profile joint and mounting accessories; two guide pipes (26.9 x 2 mm) are to be provided by the customer!	6082336	L	**442.–**
Mounting accessories DN 80/100, PN 10	1.4.12	For one flange connection, with screws, nuts and flat gasket	6077521	L	**26.–**

🚚 = ready for delivery, L = supply availability, C = approx. 2 weeks, K = approx. 4 weeks, A = on request, 📞 = please contact Wilo
Subject to change – all prices do not include VAT. Our General Terms of Delivery and Service apply (see www.wilo.com/legal) – valid from 01/01/2019 in Germany.

Installation drawing portable wet well installation

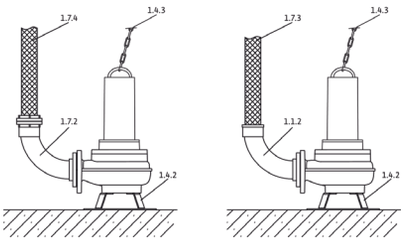

1.1.2 90° pipe bend with hose connection
1.4.2 Pump foot
1.4.3 Chain
1.7.3 Pressure hose
1.7.4 Pressure hose with Storz coupling
1.7.5 90° pipe bend with Storz coupling

Price group: PG14

Accessories for portable wet well installation DN50

Type	Reference number	Description	Art. no.		EUR
				🚚	
Floor supporting foot DN 50/65, Made of steel (S235JR), powder coated, including fixation material	1.4.2	Made of steel (S235JR), powder coated, including fixation material	6064666	L	**145.–**
90° pipe elbow DN 50/60 mm	1.1.2	Made of PVC, with hose connector Ø 60 mm, flange on pump side, including 1 set of mounting accessories	4027344	L	**93.–**
Synthetic pressure hose 3 m, Ø 60 mm	1.7.3	Inside Ø 60 mm, PN 6, including hose clip	2027644	A	**106.–**
Synthetic pressure hose 5 m, Ø 60 mm	1.7.3	Inside Ø 60 mm, PN 6, including hose clip	2027645	A	**159.–**
Synthetic pressure hose 10 m, Ø 60 mm	1.7.3	Inside Ø 60 mm, PN 6, including hose clip	2018106	A	**296.–**
Synthetic pressure hose 15 m, Ø 60 mm	1.7.3	Inside Ø 60 mm, PN 6, including hose clip	2027646	A	**208.–**
Fixed coupling set Storz C/DN 50	1.7.2	with 90° pipe elbow and flange connection; pipe elbow made of EN-GJL-250, Storz coupling made of aluminium, incl. 1 set of mounting accessories	6031671	L	**180.–**
Synthetic fibre pressure hose 5 m, with Storz C	1.7.4	Inside Ø 52 mm, including coupling, 12/40 bar	6003651	C	**52.–**
Synthetic fibre pressure hose 10 m, with Storz C	1.7.4	Inside Ø 52 mm, including coupling, 12/40 bar	6003650	L	**76.–**
Synthetic fibre pressure hose 20 m, with Storz C	1.7.4	Inside Ø 52 mm, including coupling, 12/40 bar	6003649	L	**113.–**
Chain set PCS-CE, galvanised steel, 400 kg, 5 m	1.4.3	As chain sling with 2 shackles in galvanised steel. Bearing capacity: 400 kg	6063140	L	**144.–**
Chain set PCS-CE, galvanised steel, 400 kg, 10 m	1.4.3	As chain sling with 2 shackles in galvanised steel. Bearing capacity: 400 kg	6063142	L	**268.–**
Chain set PCS-CE, stainless steel, 400 kg, 5 m	1.4.3	As chain sling with 2 shackles in 1.4401 stainless steel. Bearing capacity: 400 kg	6063136	L	**397.–**
Chain set PCS-CE, stainless steel, 400 kg, 10 m	1.4.3	As chain sling with 2 shackles in 1.4401 stainless steel. Bearing capacity: 400 kg	6063138	L	**626.–**

🚚 = ready for delivery, L = supply availability, C = approx. 2 weeks, K = approx. 4 weeks, A = on request, 📞 = please contact Wilo
Subject to change – all prices do not include VAT. Our General Terms of Delivery and Service apply (see www.wilo.com/legal) – valid from 01/01/2019 in Germany.

Price group: PG14

Accessories for portable wet well installation DN65

Type	Reference number	Description	Art. no.		
				🚚	EUR
Floor supporting foot DN 50/65, Made of steel (S235JR), powder coated, including fixation material	1.4.2	Made of steel (S235JR), powder coated, including fixation material	6064666	L	**145.–**
90° pipe elbow DN 65/70 mm	1.1.2	Made of EN-GJL-250, with hose connector Ø 70 mm, flange on pump side, including 1 set of mounting accessories	4027346	L	**85.–**
Synthetic pressure hose 10 m, Ø 70 mm	1.7.3	Inside Ø 70 mm, PN 8, including hose clip	2014151	C	**176.–**
Threaded flange DN 65 on Rp 2½	1.1.7	made of galvanized steel, DN 65 with Rp 2½ female thread, incl. 1 set of mounting accessories	4015204	L	**89.–**
90° pipe elbow G 2½	1.1.1	Made of steel, galvanized with female/male thread G 2½ / R 2½	4015212	L	**95.–**
Fixed coupling Storz C/G 2½	1.7.5	made of aluminium, Storz C connection, with male thread	2015234	L	**31.–**
Synthetic fibre pressure hose 5 m, with Storz C	1.7.4	Inside Ø 52 mm, including coupling, 12/40 bar	6003651	C	**52.–**
Synthetic fibre pressure hose 10 m, with Storz C	1.7.4	Inside Ø 52 mm, including coupling, 12/40 bar	6003650	L	**76.–**
Synthetic fibre pressure hose 20 m, with Storz C	1.7.4	Inside Ø 52 mm, including coupling, 12/40 bar	6003649	L	**113.–**
Chain set PCS-CE, galvanised steel, 400 kg, 5 m	1.4.3	As chain sling with 2 shackles in galvanised steel. Bearing capacity: 400 kg	6063140	L	**144.–**
Chain set PCS-CE, galvanised steel, 400 kg, 10 m	1.4.3	As chain sling with 2 shackles in galvanised steel. Bearing capacity: 400 kg	6063142	L	**268.–**
Chain set PCS-CE, stainless steel, 400 kg, 5 m	1.4.3	As chain sling with 2 shackles in 1.4401 stainless steel. Bearing capacity: 400 kg	6063136	L	**397.–**
Chain set PCS-CE, stainless steel, 400 kg, 10 m	1.4.3	As chain sling with 2 shackles in 1.4401 stainless steel. Bearing capacity: 400 kg	6063138	L	**626.–**

Price group: PG14

Accessories for portable wet well installation DN80

Type	Reference number	Description	Art. no.		
				🚚	EUR
Floor supporting foot DN 80/100, Made of steel (S235JR), powder-coated, including fixation material	1.4.2	Made of steel (S235JR), powder-coated, including fixation material	6065949	L	**211.–**
Floor supporting foot DN 80/100, Made of stainless steel (1.4571), including fixation material	1.4.2	Made of stainless steel (1.4571), including fixation material	6065953	C	**697.–**
Fixed coupling set Storz B/DN 80	1.7.2	with 90° pipe elbow and flange connection; pipe elbow made of EN-GJL-250, Storz coupling made of aluminium, incl. 1 set of mounting accessories	6031385	L	**237.–**
Synthetic fibre pressure hose 5 m, with Storz B	1.7.4	Inside Ø 75 mm, including coupling, 12/40 bar	6003052	L	**86.–**

🚚 = ready for delivery, L = supply availability, C = approx. 2 weeks, K = approx. 4 weeks, A = on request, 📞 = please contact Wilo
Subject to change – all prices do not include VAT. Our General Terms of Delivery and Service apply (see www.wilo.com/legal) – valid from 01/01/2019 in Germany.

Price group: PG14

Accessories for portable wet well installation DN80

Type	Reference number	Description	Art. no.		
				🚚	EUR
Synthetic fibre pressure hose 10 m, with Storz B	1.7.4	Inside Ø 75 mm, including coupling, 12/40 bar	6003051	A	**112.–**
Synthetic fibre pressure hose 20 m, with Storz B	1.7.4	Inside Ø 75 mm, including coupling, 12/40 bar	6003050	A	**198.–**
Chain set PCS-CE, galvanised steel, 400 kg, 5 m	1.4.3	As chain sling with 2 shackles in galvanised steel. Bearing capacity: 400 kg	6063140	L	**144.–**
Chain set PCS-CE, galvanised steel, 400 kg, 10 m	1.4.3	As chain sling with 2 shackles in galvanised steel. Bearing capacity: 400 kg	6063142	L	**268.–**
Chain set PCS-CE, stainless steel, 400 kg, 5 m	1.4.3	As chain sling with 2 shackles in 1.4401 stainless steel. Bearing capacity: 400 kg	6063136	L	**397.–**
Chain set PCS-CE, stainless steel, 400 kg, 10 m	1.4.3	As chain sling with 2 shackles in 1.4401 stainless steel. Bearing capacity: 400 kg	6063138	L	**626.–**

Price group: PG14

Accessories for portable wet well installation DN100

Type	Reference number	Description	Art. no.		
				🚚	EUR
Floor supporting foot DN 80/100, Made of steel (S235JR), powder-coated, including fixation material	1.4.2	Made of steel (S235JR), powder-coated, including fixation material	6065949	L	**211.–**
Floor supporting foot DN 80/100, Made of stainless steel (1.4571), including fixation material	1.4.2	Made of stainless steel (1.4571), including fixation material	6065953	C	**697.–**
Fixed coupling set Storz A/DN 100	1.7.2	with 90° pipe elbow and flange connection; pipe elbow made of EN-GJL-250, Storz coupling made of aluminium, incl. 1 set of mounting accessories	6031672	L	**317.–**
Synthetic fibre pressure hose 5 m, with Storz A	1.7.4	Inside Ø 102 mm, including coupling, 8/20 bar	6022391	K	**162.–**
Synthetic fibre pressure hose 10 m, with Storz A	1.7.4	Inside Ø 102 mm, including coupling, 8/20 bar	6022392	K	**317.–**
Synthetic fibre pressure hose 20 m, with Storz A	1.7.4	Inside Ø 102 mm, including coupling, 8/20 bar	6022393	L	**328.–**
Chain set PCS-CE, galvanised steel, 400 kg, 5 m	1.4.3	As chain sling with 2 shackles in galvanised steel. Bearing capacity: 400 kg	6063140	L	**144.–**
Chain set PCS-CE, galvanised steel, 400 kg, 10 m	1.4.3	As chain sling with 2 shackles in galvanised steel. Bearing capacity: 400 kg	6063142	L	**268.–**
Chain set PCS-CE, stainless steel, 400 kg, 5 m	1.4.3	As chain sling with 2 shackles in 1.4401 stainless steel. Bearing capacity: 400 kg	6063136	L	**397.–**
Chain set PCS-CE, stainless steel, 400 kg, 10 m	1.4.3	As chain sling with 2 shackles in 1.4401 stainless steel. Bearing capacity: 400 kg	6063138	L	**626.–**

🚚 = ready for delivery, L = supply availability, C = approx. 2 weeks, K = approx. 4 weeks, A = on request, 📞 = please contact Wilo
Subject to change – all prices do not include VAT. Our General Terms of Delivery and Service apply (see www.wilo.com/legal) – valid from 01/01/2019 in Germany.

Price group: PG14

Electrical accessories – level control with dynamic pressure system

Level measurement via an open dynamic pressure system with the option of a separate dynamic pressure bell for the high water level.

Type	Description	Art. no.		EUR
EC-L-1x12A-DOL-MT34-WM-EMS-IPS	Microcontroller-controlled switchgear with LC display, symbol-based menu navigation and integrated pressure transducer for level-dependent control of a submersible pump by means of float switches, level sensor or immersion bell. WITHOUT main switch, mains isolator must be provided by the customer! **Note!** The operating manual are printed in the following languages: DE, EN, FR, PL, RU. All 28 languages are enclosed as PDF files on a USB stick. For installation and commissioning, **a notebook or tablet may be required.**	2543212	L	**864.–**
EC-L-2x12A-DOL-MT34-WM-EMS-IPS	Microcontroller-controlled switchgear with LC display, symbol-based menu navigation and integrated pressure transducer for level-dependent control of two submersible pumps by means of float switches, level sensor or immersion bell. WITHOUT main switch, mains isolator must be provided by the customer! **Note!** The operating manual are printed in the following languages: DE, EN, FR, PL, RU. All 28 languages are enclosed as PDF files on a USB stick. For installation and commissioning, **a notebook or tablet may be required.**	2543222	L	**1 329.–**
Dynamic pressure bell with 10 m hose	Pneumatic signal transmitter for fluids containing faeces with a max. temperature of 60°C. The signal transmitter is open in the direction of the fluid and has to be vented after each pumping-out (OFF according to time).	2516976	L	**85.–**
Bubbling-through system	Small compressor for a permanent or periodic ventilation of the dynamic pressure bell (OFF according to water level) Incl. non-return valve, 3 m hose and T-connector	2516977	L	**209.–**
Flash light 230V AC	Optical alarm signal for connection to a switchgear. Suitable for outside installation.	2510429	L	**136.–**
Signal horn 230V AC	Acoustic alarm signal (88 dBA) for connection to a switchgear. Suitable for outside installation.	501459398	L	**81.–**
NiMh rechargeable battery, 9 V/200 mAh	Rechargeable battery to be installed in the switchgears Wilo-control MS-L and EC-L for a mains-independent alarm	2522850	L	**24.–**

You can find more accessories at the end in the chapter Electric accessories!
Attention: Switchgears are not protected against explosions and can be used only outside potentially explosive areas. If pumps are used within potentially explosive areas, onsite measures are required.

Price group: PG14

Electrical accessories – level control with float switch

Level measurement using several float switches for the different water levels, including high water alarm signal.

Type	Description	Art. no.		EUR
MS-L-1x4kW-DOL	Microprocessor-controlled switchgear for level-dependent control of one submersible motor pump with float switch.	2539741	L	**488.–**
MS-L-2x4kW-DOL	Microprocessor-controlled switchgear for level-dependent control of two submersible motor pumps with float switch.	2539745	L	**660.–**
Float switches WA65 with 5 m cable	Signal transmitters for contaminated fluids without faeces with a maximum temperature of 60 °C. Switching: up “ON”/down “OFF”.	503211390	L	**79.–**
WA65 float switches with 10 m cable	Signal transmitters for contaminated fluids without faeces with a maximum temperature of 60 °C. Switching: up “ON”/down “OFF”.	503211893	L	**150.–**
WA65 float switches with 20 m cable	Signal transmitters for contaminated fluids without faeces with a maximum temperature of 60 °C. Switching: up “ON”/down “OFF”.	2004431	L	**224.–**
Float switches WA65 with 30 m cable	Signal transmitters for contaminated fluids without faeces with a maximum temperature of 60 °C. Switching: up “ON”/down “OFF”.	2004432	L	**304.–**
Flash light 230V AC	Optical alarm signal for connection to a switchgear. Suitable for outside installation.	2510429	L	**136.–**
Signal horn 230V AC	Acoustic alarm signal (88 dBA) for connection to a switchgear. Suitable for outside installation.	501459398	L	**81.–**
NiMh rechargeable battery, 9 V/200 mAh	Rechargeable battery to be installed in the switchgears Wilo-control MS-L and EC-L for a mains-independent alarm	2522850	L	**24.–**

You can find more accessories at the end in the chapter Electric accessories!
Attention: Switchgears are not protected against explosions and can be used only outside potentially explosive areas. If pumps are used within potentially explosive areas, onsite measures are required.

Price group: PG14

Electrical accessories – level control with level sensor

Level measurement using a level sensor with various measurement ranges, including high water alarm and dry-running protection.

Type	Description	Art. no.		EUR
EC-L-1x12A-DOL-MT34-WM	Microcontroller-controlled switchgear with LC display and symbol-based menu navigation for level-dependent control of a submersible pump by means of float switches or level sensor. **Note!** The operating manual are printed in the following languages: DE, EN, FR, PL, RU. All 28 languages are enclosed as PDF files on a USB stick. For installation and commissioning, **a notebook or tablet may be required.**	2543210	L	**886.–**
EC-L-1x12A-DOL-MT34-WM-EMS	Microcontroller-controlled switchgear with LC display and symbol-based menu navigation for level-dependent control of a submersible pump by means of float switches or level sensor. WITHOUT main switch, mains isolator must be provided by the customer! **Note!** The operating manual are printed in the following languages: DE, EN, FR, PL, RU. All 28 languages are enclosed as PDF files on a USB stick. For installation and commissioning, **a notebook or tablet may be required.**	2543211	L	**806.–**
EC-L-2x12A-DOL-MT34-WM	Microcontroller-controlled switchgear with LC display and symbol-based menu navigation for level-dependent control of submersible pumps by means of float switches or level sensor. **Note!** The operating manual are printed in the following languages: DE, EN, FR, PL, RU. All 28 languages are enclosed as PDF files on a USB stick. For installation and commissioning, **a notebook or tablet may be required.**	2543220	L	**1 399.–**
EC-L-2x12A-DOL-MT34-WM-EMS	Microcontroller-controlled switchgear with LC display and symbol-based menu navigation for level-dependent control of submersible pumps by means of float switches or level sensor. WITHOUT main switch, mains isolator must be provided by the customer! **Note!** The operating manual are printed in the following languages: DE, EN, FR, PL, RU. All 28 languages are enclosed as PDF files on a USB stick. For installation and commissioning, **a notebook or tablet may be required.**	2543221	L	**1 230.–**
Level sensor 0-1 mWS, with 10 m cable	Signal transmitter with ATEX approval for fluids containing faeces with a max. temperature of 60°C. Output signal: 4...20 mA	2519924	L	**428.–**
Level sensor 0-1 mWS, with 30 m cable	Signal transmitter with ATEX approval for fluids containing faeces with a max. temperature of 60°C. Output signal: 4...20 mA	2519925	L	**506.–**
Level sensor 0-1 mWS, with 50 m cable	Signal transmitter with ATEX approval for fluids containing faeces with a max. temperature of 60°C. Output signal: 4...20 mA	2519926	L	**612.–**
Level sensor 0-2.5 mWS with 10 m cable	Signal transmitter with ATEX approval for fluids containing faeces with a max. temperature of 60°C. Output signal: 4...20 mA	2519921	L	**428.–**
Level sensor 0-2.5 mWS, with 30 m cable	Signal transmitter with ATEX approval for fluids containing faeces with a max. temperature of 60°C. Output signal: 4...20 mA	2519922	L	**506.–**
Level sensor 0-2.5 mWS, with 50 m cable	Signal transmitter with ATEX approval for fluids containing faeces with a max. temperature of 60°C. Output signal: 4...20 mA	2519923	L	**612.–**
Flash light 230V AC	Optical alarm signal for connection to a switchgear. Suitable for outside installation.	2510429	L	**136.–**
Signal horn 230V AC	Acoustic alarm signal (88 dBA) for connection to a switchgear. Suitable for outside installation.	501459398	L	**81.–**
Cable clamp	For the fixation of a signal transmitter in the sump. The terminal is fixed with a hook to the sump, the cable of the signal transmitter is connected and fixed by the weight of the signal transmitter.	2519927	L	**21.–**
NiMh rechargeable battery, 9 V/200 mAh	Rechargeable battery to be installed in the switchgears Wilo-control MS-L and EC-L for a mains-independent alarm	2522850	L	**24.–**

You can find more accessories at the end in the chapter Electric accessories!

Attention: Switchgears are not protected against explosions and can be used only outside potentially explosive areas. If pumps are used within potentially explosive areas, onsite measures are required.

Price group: PG14

Electrical accessories – mains-independent alarm signal

Alarm signal for detection of flooding in rooms and buildings. The alarm signal is acoustic, optical or wireless. In addition, other consumers can be controlled directly.

Type	Description	Art. no.		
			🚚	EUR
DrainAlarm 2	Network-independent alarm switchgear with optical and acoustic alarm signal and with a connection for one float switch.	2545133	L	**399.–**
DrainAlarm GSM	Network-independent alarm switchgear with optical, acoustic and wireless (per GSM) alarm signal and with a connection for one float switch.	2542911	L	**1 077.–**
Float switches WA65 with 5 m cable	Signal transmitters for contaminated fluids without faeces with a maximum temperature of 60 °C. Switching: up “ON”/down “OFF”.	503211390	L	**79.–**
WA65 float switches with 10 m cable	Signal transmitters for contaminated fluids without faeces with a maximum temperature of 60 °C. Switching: up “ON”/down “OFF”.	503211893	L	**150.–**
WA65 float switches with 20 m cable	Signal transmitters for contaminated fluids without faeces with a maximum temperature of 60 °C. Switching: up “ON”/down “OFF”.	2004431	L	**224.–**
Float switches WA65 with 30 m cable	Signal transmitters for contaminated fluids without faeces with a maximum temperature of 60 °C. Switching: up “ON”/down “OFF”.	2004432	L	**304.–**
Flash light 230V AC	Optical alarm signal for connection to a switchgear. Suitable for outside installation.	2510429	L	**136.–**
Signal horn 230V AC	Acoustic alarm signal (88 dBA) for connection to a switchgear. Suitable for outside installation.	501459398	L	**81.–**

You can find more accessories at the end in the chapter Electric accessories!
Attention: Switchgears are not protected against explosions and can be used only outside potentially explosive areas. If pumps are used within potentially explosive areas, onsite measures are required.



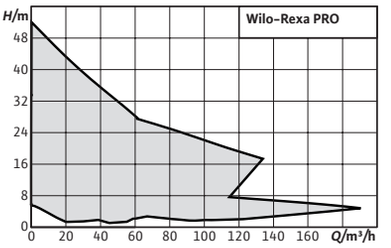

Accessories **Page**
Commissioning/maintenance 592

Wilo-Rexa PRO

Design type
Submersible sewage pump for continuous duty for stationary and portable wet well installation, as well as for stationary dry well installation.

Application
Pumping of
- → Untreated sewage
- → Sewage containing faeces
- → Wastewater

Scope of delivery
- → Submersible sewage pump with 10 m cable
- → Operating and maintenance manual

Special features/product advantages
- → Extremely effective thanks to efficiency-optimised single-channel impellers
- → Reliable operation due to clogging-free vortex impellers.
- → Tested safety. Ex-rated in accordance with ATEX as standard
- → Energy-efficient IE3 motor technology available as an option

Options
- → IE3 motors
- → PTC sensor for winding monitoring
- → Static gaskets made of FKM
- → Coating Ceram C0 for housing and impeller
- → Special voltages

Price group: PG8

Ordering information DN 50

Rexa PRO	Pressure port	Rated power	Explosion protection	Mains connection	Art. no.		
Type		P_2 kW	ATEX				EUR
C05DA-322/E...-O	DN 50	1.10	yes	1~230 V, 50 Hz	6076424	C	**1 595.-**
C05DA-322/E...-O	DN 50	1.10	yes	3~400 V, 50 Hz	6076425	L	**1 354.-**
C05DA-324/E...-O	DN 50	1.10	yes	1~230 V, 50 Hz	6076426	C	**1 677.-**
C05DA-324/E...-O	DN 50	1.10	yes	3~400 V, 50 Hz	6076427	L	**1 404.-**
C05DA-326/E...-O	DN 50	1.50	yes	1~230 V, 50 Hz	6076428	C	**1 813.-**
C05DA-326/E...-O	DN 50	1.50	yes	3~400 V, 50 Hz	6076429	L	**1 463.-**
C05DA-328/E...-O	DN 50	2.50	yes	3~400 V, 50 Hz	6076430	L	**1 579.-**
C05DA-329/E...-O	DN 50	2.50	yes	3~400 V, 50 Hz	6076431	L	**1 623.-**
V05DA-122/E...-O	DN 50	1.10	yes	1~230 V, 50 Hz	6064718	C	**1 537.-**

• = available, – = not available, o = optional

= ready for delivery, L = supply availability, C = approx. 2 weeks, K = approx. 4 weeks, A = on request, = please contact Wilo
Subject to change – all prices do not include VAT. Our General Terms of Delivery and Service apply (see www.wilo.com/legal) – valid from 01/01/2019 in Germany.

Price group: PG8

Ordering information DN 50

Rexa PRO	Pressure port	Rated power	Explosion protection	Mains connection	Art. no.		
Type		P_2 kW	*ATEX*			🚚	EUR
V05DA-122/E...-O	DN 50	1.10	yes	3~400 V, 50 Hz	6064719	L	**1 277.–**
V05DA-124/E...-O	DN 50	1.10	yes	1~230 V, 50 Hz	6064720	L	**1 609.–**
V05DA-124/E...-O	DN 50	1.10	yes	3~400 V, 50 Hz	6064721	L	**1 331.–**
V05DA-126/E...-O	DN 50	1.50	yes	1~230 V, 50 Hz	6064722	C	**1 755.–**
V05DA-126/E...-O	DN 50	1.50	yes	3~400 V, 50 Hz	6064723	L	**1 374.–**
V05DA-222/E...-O	DN 50	2.50	yes	3~400 V, 50 Hz	6064724	L	**1 619.–**
V05DA-224/E...-O	DN 50	2.50	yes	3~400 V, 50 Hz	6064725	L	**1 649.–**
V05DA-226/E...-O	DN 50	3.90	yes	3~400 V, 50 Hz	6064726	L	**1 852.–**
V05DA-228/E...-O	DN 50	3.90	yes	3~400 V, 50 Hz	6064727	L	**1 885.–**
V05DA-323/E...-O	DN 50	6.75	yes	3~400 V, 50 Hz	6082575	L	**3 071.–**
V05DA-324/E...-O	DN 50	10.50	yes	3~400 V, 50 Hz	6082576	L	**3 342.–**
V05DA-325/E...-O	DN 50	10.50	yes	3~400 V, 50 Hz	6082577	L	**3 378.–**
V05DA-326/E...-O	DN 50	10.50	yes	3~400 V, 50 Hz	6082578	L	**3 415.–**
V05DA-328/E...-O	DN 50	10.50	yes	3~400 V, 50 Hz	6082579	L	**3 451.–**

• = available, – = not available, o = optional

Price group: PG8

Ordering information DN 65

Rexa PRO	Pressure port	Rated power	Explosion protection	Mains connection	Art. no.		
Type		P_2 kW	*ATEX*			🚚	EUR
C06DA-342/E...-O	DN 65/80	2.50	yes	3~400 V, 50 Hz	6077700	C	**1 694.–**
C06DA-344/E...-O	DN 65/80	2.50	yes	3~400 V, 50 Hz	6077701	L	**1 727.–**
C06DA-345/E...-O	DN 65/80	2.50	yes	3~400 V, 50 Hz	6077702	L	**1 760.–**
C06DA-346/E...-O	DN 65/80	3.90	yes	3~400 V, 50 Hz	6077703	L	**1 882.–**
C06DA-348/E...-O	DN 65/80	3.90	yes	3~400 V, 50 Hz	6077704	L	**1 915.–**
C06DA-349/E...-O	DN 65/80	3.90	yes	3~400 V, 50 Hz	6077705	L	**1 947.–**
V06DA-212/E...-O	DN 65/80	1.10	yes	1~230 V, 50 Hz	6064728	C	**1 841.–**
V06DA-212/E...-O	DN 65/80	1.10	yes	3~400 V, 50 Hz	6064729	L	**1 532.–**
V06DA-214/E...-O	DN 65/80	1.50	yes	1~230 V, 50 Hz	6064730	C	**1 868.–**
V06DA-214/E...-O	DN 65/80	1.50	yes	3~400 V, 50 Hz	6064731	L	**1 594.–**
V06DA-216/E...-O	DN 65/80	2.50	yes	3~400 V, 50 Hz	6064732	L	**1 756.–**
V06DA-222/E...-O	DN 65/80	3.90	yes	3~400 V, 50 Hz	6064733	L	**1 889.–**
V06DA-224/E...-O	DN 65/80	3.90	yes	3~400 V, 50 Hz	6064734	L	**1 939.–**
V06DA-622/E...-O	DN 65/80	1.10	yes	1~230 V, 50 Hz	6064735	C	**1 967.–**
V06DA-622/E...-O	DN 65/80	1.10	yes	3~400 V, 50 Hz	6064736	L	**1 728.–**
V06DA-623/E...-O	DN 65/80	1.50	yes	1~230 V, 50 Hz	6064737	C	**2 000.–**
V06DA-623/E...-O	DN 65/80	1.50	yes	3~400 V, 50 Hz	6064738	L	**1 758.–**
V06DA-625/E...-O	DN 65/80	1.50	yes	1~230 V, 50 Hz	6064739	C	**2 064.–**
V06DA-625/E...-O	DN 65/80	1.50	yes	3~400 V, 50 Hz	6064740	L	**1 818.–**
V06DA-626/E...-O	DN 65/80	2.50	yes	3~400 V, 50 Hz	6064741	L	**1 875.–**
V06DA-628/E...-O	DN 65/80	2.50	yes	3~400 V, 50 Hz	6064742	L	**1 919.–**

• = available, – = not available, o = optional

🚚 = ready for delivery, L = supply availability, C = approx. 2 weeks, K = approx. 4 weeks, A = on request, 📞 = please contact Wilo
Subject to change – all prices do not include VAT. Our General Terms of Delivery and Service apply (see www.wilo.com/legal) – valid from 01/01/2019 in Germany.

Price group: PG8

Ordering information DN 80

Rexa PRO	Pressure port	Rated power	Explosion protection	Mains connection	Art. no.		
Type		P_2 kW	ATEX				EUR
C08DA-412/E...-O	DN 80	1.10	yes	3~400 V, 50 Hz	6078833	L	**1 554.–**
C08DA-412/E...-O	DN 80	1.10	yes	1~230 V, 50 Hz	6078834	C	**2 005.–**
C08DA-413/E...-O	DN 80	1.50	yes	3~400 V, 50 Hz	6078835	L	**1 588.–**
C08DA-413/E...-O	DN 80	1.50	yes	1~230 V, 50 Hz	6078836	C	**2 038.–**
C08DA-415/E...-O	DN 80	2.50	yes	3~400 V, 50 Hz	6078837	L	**1 692.–**
C08DA-417/E...-O	DN 80	1.10	yes	3~400 V, 50 Hz	6078838	C	**1 743.–**
C08DA-417/E...-O	DN 80	1.10	yes	1~230 V, 50 Hz	6078839	C	**2 139.–**
C08DA-418/E...-O	DN 80	1.50	yes	3~400 V, 50 Hz	6078840	L	**1 776.–**
C08DA-418/E...-O	DN 80	1.50	yes	1~230 V, 50 Hz	6078841	C	**2 174.–**
C08DA-432/E...-O	DN 80	2.50	yes	3~400 V, 50 Hz	6078110	L	**1 858.–**
C08DA-433/E...-O	DN 80	2.50	yes	3~400 V, 50 Hz	6078111	L	**1 890.–**
C08DA-434/E...-O	DN 80	3.90	yes	3~400 V, 50 Hz	6078112	L	**2 081.–**
C08DA-435/E...-O	DN 80	3.90	yes	3~400 V, 50 Hz	6078113	L	**2 113.–**
C08DA-436/E...-O	DN 80	5.00	yes	3~400 V, 50 Hz	6078153	L	**2 233.–**
C08DA-437/E...-O	DN 80	5.00	yes	3~400 V, 50 Hz	6078154	L	**2 266.–**
V08DA-243/E...-O	DN 80/100	6.75	yes	3~400 V, 50 Hz	6082820	L	**3 149.–**
V08DA-244/E...-O	DN 80/100	10.50	yes	3~400 V, 50 Hz	6082821	L	**3 426.–**
V08DA-245/E...-O	DN 80/100	10.50	yes	3~400 V, 50 Hz	6082822	L	**3 469.–**
V08DA-246/E...-O	DN 80/100	10.50	yes	3~400 V, 50 Hz	6082823	L	**3 512.–**
V08DA-248/E...-O	DN 80/100	10.50	yes	3~400 V, 50 Hz	6082824	L	**3 554.–**
V08DA-423/E...-O	DN 80/100	1.10	yes	1~230 V, 50 Hz	6065933	C	**2 152.–**
V08DA-423/E...-O	DN 80/100	1.10	yes	3~400 V, 50 Hz	6065934	L	**1 874.–**
V08DA-424/E...-O	DN 80/100	1.10	yes	1~230 V, 50 Hz	6065935	C	**2 182.–**
V08DA-424/E...-O	DN 80/100	1.10	yes	3~400 V, 50 Hz	6065936	L	**1 899.–**
V08DA-426/E...-O	DN 80/100	1.50	yes	1~230 V, 50 Hz	6065937	C	**2 208.–**
V08DA-426/E...-O	DN 80/100	1.50	yes	3~400 V, 50 Hz	6065938	L	**1 929.–**
V08DA-428/E...-O	DN 80/100	2.50	yes	3~400 V, 50 Hz	6065939	L	**2 011.–**
V08DA-524/E...-O	DN 80/100	3.45	yes	3~400 V, 50 Hz	6065941	L	**2 161.–**
V08DA-526/E...-O	DN 80/100	3.45	yes	3~400 V, 50 Hz	6065942	L	**2 209.–**
V08DA-526/E...-O	DN 80/100	4.50	yes	3~400 V, 50 Hz	6073819	L	**2 399.–**
V08DA-528/E...-O	DN 80/100	6.50	yes	3~400 V, 50 Hz	6073801	L	**2 619.–**
V08DA-528/E...-O	DN 80/100	4.50	yes	3~400 V, 50 Hz	6073820	L	**2 441.–**

• = available, – = not available, o = optional

Price group: PG8

Ordering information DN 100

Rexa PRO	Pressure port	Rated power	Explosion protection	Mains connection	Art. no.		
Type		P_2 kW	ATEX				EUR
C10DA-512/E...-O	DN 100	1.50	yes	1~230 V, 50 Hz	6076766	C	**2 883.–**
C10DA-512/E...-O	DN 100	1.10	yes	3~400 V, 50 Hz	6076767	C	**2 393.–**
C10DA-513/E...-O	DN 100	1.10	yes	1~230 V, 50 Hz	6076768	C	**2 913.–**
C10DA-513/E...-O	DN 100	1.50	yes	3~400 V, 50 Hz	6076769	C	**2 423.–**
C10DA-514/E...-O	DN 100	2.50	yes	3~400 V, 50 Hz	6076770	L	**2 528.–**
C10DA-516/E...-O	DN 100	3.45	yes	3~400 V, 50 Hz	6076771	L	**2 639.–**

• = available, – = not available, o = optional

= ready for delivery, L = supply availability, C = approx. 2 weeks, K = approx. 4 weeks, A = on request, = please contact Wilo
Subject to change – all prices do not include VAT. Our General Terms of Delivery and Service apply (see www.wilo.com/legal) – valid from 01/01/2019 in Germany.

Price group: PG8

Ordering information DN 100

Rexa PRO	Pressure port	Rated power	Explosion protection	Mains connection	Art. no.		
Type		P_2 kW	*ATEX*				EUR
C10DA-518/E...-O	DN 100	3.45	yes	3~400 V, 50 Hz	6076772	L	**2 670.–**
C10DA-518/E...-O	DN 100	4.50	yes	3~400 V, 50 Hz	6076773	L	**2 960.–**
V10DA-422/E...-O	DN 100	1.50	yes	3~400 V, 50 Hz	6081910	L	**2 082.–**
V10DA-424/E...-O	DN 100	2.50	yes	3~400 V, 50 Hz	6081911	L	**2 164.–**
V10DA-425/E...-O	DN 100	2.50	yes	3~400 V, 50 Hz	6081912	L	**2 218.–**
V10DA-426/E...-O	DN 100	3.45	yes	3~400 V, 50 Hz	6081913	L	**2 314.–**
V10DA-428/E...-O	DN 100	3.45	yes	3~400 V, 50 Hz	6081914	L	**2 362.–**
V10DA-428/E...-O	DN 100	4.50	yes	3~400 V, 50 Hz	6081915	L	**2 595.–**

• = available, – = not available, o = optional

Installation drawing stationary wet well installation

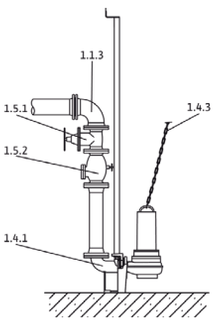

1.1.3 90° pipe bend
1.4.1 Suspension unit
1.4.3 Chain
1.5.1 Shut-off valve
1.5.2 Non-return valve

Price group: PG14

Accessories for stationary wet well installation DN 50

Type	Reference number	Description	Art. no.		
					EUR
Suspension unit DN50/2RK	1.4.1	For 2-pipe guide of EN-GJL-250, cataphoretic-coated, with free passage in DN 50, coupling base with 90° pipe elbow, including coupling connection, guide pipe bracket of stainless steel for pump chamber fixation, profile joint and mounting accessories; two guide pipes (26.9 x 2 mm) are to be provided by the customer!	6070146	L	**282.–**
Non-return valve DN 50	1.5.2	made of EN-GJL-250, according to DIN EN 12050-4, including 1 set mounting accessories	2017166	L	**251.–**
Gate valve DN 50	1.5.1	made of EN-GJL-250, including 1 set mounting accessories	2017160	L	**178.–**
Guide pipe D26.9x2 6m A2	1.4.15	Guide pipe for use with suspension unit. Securly guidance of the pump to the coupling flange. Quantity depends from the suspension unit.	6049244	L	**90.–**
90° pipe elbow DN 50	1.1.3	Made of EN-GJS-400-15, with 2 flanges, including 1 set of mounting accessories	2018053	L	**179.–**
Guide pipe bracket DN 50 for GG pipe	1.4.1	for 2-pipe guide, of stainless steel, for pipe attachment on a cast-iron pipe, including mounting accessories	6066851	L	**76.–**
Guide pipe bracket DN 50 for ST pipe	1.4.1	for 2-pipe guide, of stainless steel, for pipe attachment on a steel pipe, including mounting accessories	6061084	L	**76.–**
Bracket for guide pipe extension DN 50 for GG pipe	1.4.1	for 2-pipe guide, of stainless steel, for pipe attachment on a cast-iron pipe, including mounting accessories	6066852	L	**90.–**
Bracket for guide pipe extension DN 50 for ST pipe	1.4.1	for 2-pipe guide, of stainless steel, for pipe attachment on a steel pipe, including mounting accessories	6066846	L	**90.–**
Chain set PCS-CE, galvanised steel, 400 kg, 5 m	1.4.3	As chain sling with 2 shackles in galvanised steel. Bearing capacity: 400 kg	6063140	L	**144.–**

= ready for delivery, L = supply availability, C = approx. 2 weeks, K = approx. 4 weeks, A = on request, = please contact Wilo
Subject to change – all prices do not include VAT. Our General Terms of Delivery and Service apply (see www.wilo.com/legal) – valid from 01/01/2019 in Germany.

Price group: PG14

Accessories for stationary wet well installation DN 50

Type	Reference number	Description	Art. no.		
				🚚	EUR
Chain set PCS-CE, galvanised steel, 400 kg, 10 m	1.4.3	As chain sling with 2 shackles in galvanised steel. Bearing capacity: 400 kg	6063142	L	**268.–**
Chain set PCS-CE, stainless steel, 400 kg, 5 m	1.4.3	As chain sling with 2 shackles in 1.4401 stainless steel. Bearing capacity: 400 kg	6063136	L	**397.–**
Chain set PCS-CE, stainless steel, 400 kg, 10 m	1.4.3	As chain sling with 2 shackles in 1.4401 stainless steel. Bearing capacity: 400 kg	6063138	L	**626.–**
Y-piece DN 50	1.1.5	Made of steel, galvanized, flange PN 10/16 according to DIN 2501 with 2 sets of mounting accessories	2019042	L	**399.–**
Mounting accessories DN 40/50/65, PN 10	1.4.12	For one flange connection, with screws, nuts and flat gasket	6076963	L	**24.–**

Price group: PG14

Accessories for stationary wet well installation DN 65

Type	Reference number	Description	Art. no.		
				🚚	EUR
Suspension unit DN65/2RK	1.4.1	For 2-pipe guide of EN-GJL-250, cataphoretic-coated, with free passage in DN 65, coupling base with 90° pipe elbow, including coupling connection, guide pipe bracket of stainless steel for pump chamber fixation, profile joint and mounting accessories; two guide pipes (26.9 x 2 mm) are to be provided by the customer!	6070150	L	**308.–**
Guide pipe bracket DN 65 for GG pipe	1.4.1	for 2-pipe guide, of stainless steel, for pipe attachment on a cast-iron pipe, including mounting accessories	6066847	A	**91.–**
Guide pipe bracket DN 65 for ST pipe	1.4.1	for 2-pipe guide, of stainless steel, for pipe attachment on a steel pipe, including mounting accessories	6066848	A	**91.–**
Bracket for guide pipe extension DN 65 for GG pipe	1.4.1	for 2-pipe guide, of stainless steel, for pipe attachment on a cast-iron pipe, including mounting accessories	6066849	A	**110.–**
Bracket for guide pipe extension DN 65 for ST pipe	1.4.1	for 2-pipe guide, of stainless steel, for pipe attachment on a steel pipe, including mounting accessories	6066850	A	**110.–**
Non-return valve DN 65	1.5.2	made of EN-GJL-250, according to DIN EN 12050-4, including 1 set mounting accessories	2017167	L	**288.–**
Gate valve DN 65	1.5.1	made of EN-GJL-250, including 1 set mounting accessories	2017161	L	**211.–**
90° pipe elbow DN 65	1.1.3	Made of EN-GJS-400-15, with 2 flanges, including 1 set of mounting accessories	2017183	L	**182.–**
Chain set PCS-CE, galvanised steel, 400 kg, 5 m	1.4.3	As chain sling with 2 shackles in galvanised steel. Bearing capacity: 400 kg	6063140	L	**144.–**
Chain set PCS-CE, galvanised steel, 400 kg, 10 m	1.4.3	As chain sling with 2 shackles in galvanised steel. Bearing capacity: 400 kg	6063142	L	**268.–**
Chain set PCS-CE, stainless steel, 400 kg, 5 m	1.4.3	As chain sling with 2 shackles in 1.4401 stainless steel. Bearing capacity: 400 kg	6063136	L	**397.–**
Chain set PCS-CE, stainless steel, 400 kg, 10 m	1.4.3	As chain sling with 2 shackles in 1.4401 stainless steel. Bearing capacity: 400 kg	6063138	L	**626.–**
Y-piece DN 65	1.1.5	Made of steel, galvanized, flange PN 10/16 according to DIN 2501 with 2 sets of mounting accessories	2017178	L	**464.–**
Mounting accessories DN 40/50/65, PN 10	1.4.12	For one flange connection, with screws, nuts and flat gasket	6076963	L	**24.–**

🚚 = ready for delivery, L = supply availability, C = approx. 2 weeks, K = approx. 4 weeks, A = on request, 📞 = please contact Wilo
Subject to change – all prices do not include VAT. Our General Terms of Delivery and Service apply (see www.wilo.com/legal) – valid from 01/01/2019 in Germany.

Price group: PG14

Accessories for stationary wet well installation DN 65

Type	Reference number	Description	Art. no.		EUR
Guide pipe D26.9x2 6m A2	1.4.15	Guide pipe for use with suspension unit. Securly guidance of the pump to the coupling flange. Quantity depends from the suspension unit.	6049244	L	**90.–**
Guide pipe D26.9x2 6m A4	–	Guide pipe for use with suspension unit. Securly guidance of the pump to the coupling flange. Quantity depends from the suspension unit.	6049245	L	**185.–**

Price group: PG14

Accessories for stationary wet well installation DN 80

Type	Reference number	Description	Art. no.		EUR
Suspension unit DN 80/2RK	1.4.1	Made of EN-GJL-250, painted, with free passage in DN 80, foot elbow including pump holder, profile joint, installation and floor fixation accessories and double-pipe guide pipe bracket (42.4x2 mm) without guide pipes.	6082333	A	**308.–**
Guide pipe D42.4x2 6m A2	1.4.15	Guide pipe for use with suspension unit. Securly guidance of the pump to the coupling flange. Quantity depends from the suspension unit.	6031565	L	**126.–**
Non-return valve DN 80	1.5.2	made of EN-GJL-250, according to DIN EN 12050-4, including 1 set mounting accessories	2017168	L	**323.–**
Gate valve DN 80	1.5.1	made of EN-GJL-250, including 1 set mounting accessories	2017162	L	**292.–**
90° pipe elbow DN 80	1.1.3	Made of EN-GJS-400-15, with 2 flanges, including 1 set of mounting accessories	2012064	L	**197.–**
Chain set PCS-CE, galvanised steel, 400 kg, 5 m	1.4.3	As chain sling with 2 shackles in galvanised steel. Bearing capacity: 400 kg	6063140	L	**144.–**
Chain set PCS-CE, galvanised steel, 400 kg, 10 m	1.4.3	As chain sling with 2 shackles in galvanised steel. Bearing capacity: 400 kg	6063142	L	**268.–**
Chain set PCS-CE, stainless steel, 400 kg, 5 m	1.4.3	As chain sling with 2 shackles in 1.4401 stainless steel. Bearing capacity: 400 kg	6063136	L	**397.–**
Chain set PCS-CE, stainless steel, 400 kg, 10 m	1.4.3	As chain sling with 2 shackles in 1.4401 stainless steel. Bearing capacity: 400 kg	6063138	L	**626.–**
Y-piece DN 80	1.1.5	Made of steel, galvanized, flange PN 10/16 according to DIN 2501 with 2 sets of mounting accessories	2017179	L	**714.–**
Mounting accessories DN 80/100, PN 10	1.4.12	For one flange connection, with screws, nuts and flat gasket	6077521	L	**26.–**
Guide pipe D42.4x2 6m A2	1.4.15	Guide pipe for use with suspension unit. Securly guidance of the pump to the coupling flange. Quantity depends from the suspension unit.	6031565	L	**126.–**
Guide pipe D42.4x2 6m A4	–	Guide pipe for use with suspension unit. Securly guidance of the pump to the coupling flange. Quantity depends from the suspension unit.	6031566	A	**221.–**

Price group: PG14

Accessories for stationary wet well installation DN 100

Type	Reference number	Description	Art. no.		EUR
Non-return valve DN 100	1.5.2	made of EN-GJL-250, according to DIN EN 12050-4, including 1 set mounting accessories	2017169	L	**387.–**
Gate valve DN 100	1.5.1	made of EN-GJL-250, including 1 set mounting accessories	2017163	L	**344.–**
90° pipe elbow DN 100	1.1.3	Made of EN-GJS-400-15, with 2 flanges, including 1 set of mounting accessories	2004669	L	**237.–**
Y-piece DN 100	1.1.5	Made of steel, galvanized, flange PN 10/16 according to DIN 2501 with 2 sets of mounting accessories	2017180	L	**852.–**
Chain set PCS-CE, galvanised steel, 400 kg, 5 m	1.4.3	As chain sling with 2 shackles in galvanised steel. Bearing capacity: 400 kg	6063140	L	**144.–**

= ready for delivery, L = supply availability, C = approx. 2 weeks, K = approx. 4 weeks, A = on request, = please contact Wilo
Subject to change – all prices do not include VAT. Our General Terms of Delivery and Service apply (see www.wilo.com/legal) – valid from 01/01/2019 in Germany.

Price group: PG14

Accessories for stationary wet well installation DN 100

Type	Reference number	Description	Art. no.		EUR
				🚚	
Chain set PCS-CE, galvanised steel, 400 kg, 10 m	1.4.3	As chain sling with 2 shackles in galvanised steel. Bearing capacity: 400 kg	6063142	L	**268.–**
Chain set PCS-CE, stainless steel, 400 kg, 5 m	1.4.3	As chain sling with 2 shackles in 1.4401 stainless steel. Bearing capacity: 400 kg	6063136	L	**397.–**
Chain set PCS-CE, stainless steel, 400 kg, 10 m	1.4.3	As chain sling with 2 shackles in 1.4401 stainless steel. Bearing capacity: 400 kg	6063138	L	**626.–**
EHV DN100S/2RK	–	For 2-pipe guide of EN-GJL-250, cataphoretic-coated, with free passage in DN 100, coupling base with 90° pipe elbow, including coupling connection, guide pipe bracket of stainless steel for pump chamber fixation, profile joint and mounting accessories; two guide pipes (26.9 x 2 mm) are to be provided by the customer!	6082336	L	**442.–**
Mounting accessories DN 80/100, PN 10	1.4.12	For one flange connection, with screws, nuts and flat gasket	6077521	L	**26.–**

Installation drawing portable wet well installation

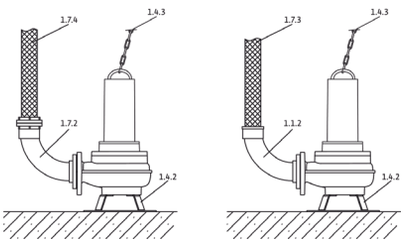

1.1.2 90° pipe bend with hose connection
1.4.2 Pump foot
1.4.3 Chain
1.7.3 Pressure hose
1.7.4 Pressure hose with Storz coupling
1.7.5 90° pipe bend with Storz coupling

Price group: PG14

Accessories for portable wet well installation DN 50

Type	Reference number	Description	Art. no.		EUR
				🚚	
Floor supporting foot DN 50/65, Made of steel (S235JR), powder coated, including fixation material	1.4.2	Made of steel (S235JR), powder coated, including fixation material	6064666	L	**145.–**
90° pipe elbow DN 50/60 mm	1.1.2	Made of PVC, with hose connector Ø 60 mm, flange on pump side, including 1 set of mounting accessories	4027344	L	**93.–**
Synthetic pressure hose 3 m, Ø 60 mm	1.7.3	Inside Ø 60 mm, PN 6, including hose clip	2027644	A	**106.–**
Synthetic pressure hose 5 m, Ø 60 mm	1.7.3	Inside Ø 60 mm, PN 6, including hose clip	2027645	A	**159.–**
Synthetic pressure hose 10 m, Ø 60 mm	1.7.3	Inside Ø 60 mm, PN 6, including hose clip	2018106	A	**296.–**
Synthetic pressure hose 15 m, Ø 60 mm	1.7.3	Inside Ø 60 mm, PN 6, including hose clip	2027646	A	**208.–**
Fixed coupling set Storz C/DN 50	1.7.2	with 90° pipe elbow and flange connection; pipe elbow made of EN-GJL-250, Storz coupling made of aluminium, incl. 1 set of mounting accessories	6031671	L	**180.–**
Synthetic fibre pressure hose 5 m, with Storz C	1.7.4	Inside Ø 52 mm, including coupling, 12/40 bar	6003651	C	**52.–**
Synthetic fibre pressure hose 10 m, with Storz C	1.7.4	Inside Ø 52 mm, including coupling, 12/40 bar	6003650	L	**76.–**

🚚 = ready for delivery, L = supply availability, C = approx. 2 weeks, K = approx. 4 weeks, A = on request, 📞 = please contact Wilo
Subject to change – all prices do not include VAT. Our General Terms of Delivery and Service apply (see www.wilo.com/legal) – valid from 01/01/2019 in Germany.

Price group: PG14

Accessories for portable wet well installation DN 50

Type	Reference number	Description	Art. no.		
				🚚	EUR
Synthetic fibre pressure hose 20 m, with Storz C	1.7.4	Inside Ø 52 mm, including coupling, 12/40 bar	6003649	L	**113.–**
Chain set PCS-CE, galvanised steel, 400 kg, 5 m	1.4.3	As chain sling with 2 shackles in galvanised steel. Bearing capacity: 400 kg	6063140	L	**144.–**
Chain set PCS-CE, galvanised steel, 400 kg, 10 m	1.4.3	As chain sling with 2 shackles in galvanised steel. Bearing capacity: 400 kg	6063142	L	**268.–**
Chain set PCS-CE, stainless steel, 400 kg, 5 m	1.4.3	As chain sling with 2 shackles in 1.4401 stainless steel. Bearing capacity: 400 kg	6063136	L	**397.–**
Chain set PCS-CE, stainless steel, 400 kg, 10 m	1.4.3	As chain sling with 2 shackles in 1.4401 stainless steel. Bearing capacity: 400 kg	6063138	L	**626.–**

Price group: PG14

Accessories for portable wet well installation DN 65

Type	Reference number	Description	Art. no.		
				🚚	EUR
Floor supporting foot DN 50/65, Made of steel (S235JR), powder coated, including fixation material	1.4.2	Made of steel (S235JR), powder coated, including fixation material	6064666	L	**145.–**
90° pipe elbow DN 65/70 mm	1.1.2	Made of EN-GJL-250, with hose connector Ø 70 mm, flange on pump side, including 1 set of mounting accessories	4027346	L	**85.–**
Synthetic pressure hose 10 m, Ø 70 mm	1.7.3	Inside Ø 70 mm, PN 8, including hose clip	2014151	C	**176.–**
Threaded flange DN 65 on Rp 2½	1.1.7	made of galvanized steel, DN 65 with Rp 2½ female thread, incl. 1 set of mounting accessories	4015204	L	**89.–**
90° pipe elbow G 2½	1.1.1	Made of steel, galvanized with female/male thread G 2½ / R 2½	4015212	L	**95.–**
Fixed coupling Storz C/G 2½	1.7.5	made of aluminium, Storz C connection, with male thread	2015234	L	**31.–**
Synthetic fibre pressure hose 5 m, with Storz C	1.7.4	Inside Ø 52 mm, including coupling, 12/40 bar	6003651	C	**52.–**
Synthetic fibre pressure hose 10 m, with Storz C	1.7.4	Inside Ø 52 mm, including coupling, 12/40 bar	6003650	L	**76.–**
Synthetic fibre pressure hose 20 m, with Storz C	1.7.4	Inside Ø 52 mm, including coupling, 12/40 bar	6003649	L	**113.–**
Chain set PCS-CE, galvanised steel, 400 kg, 5 m	1.4.3	As chain sling with 2 shackles in galvanised steel. Bearing capacity: 400 kg	6063140	L	**144.–**
Chain set PCS-CE, galvanised steel, 400 kg, 10 m	1.4.3	As chain sling with 2 shackles in galvanised steel. Bearing capacity: 400 kg	6063142	L	**268.–**
Chain set PCS-CE, stainless steel, 400 kg, 5 m	1.4.3	As chain sling with 2 shackles in 1.4401 stainless steel. Bearing capacity: 400 kg	6063136	L	**397.–**
Chain set PCS-CE, stainless steel, 400 kg, 10 m	1.4.3	As chain sling with 2 shackles in 1.4401 stainless steel. Bearing capacity: 400 kg	6063138	L	**626.–**

🚚 = ready for delivery, L = supply availability, C = approx. 2 weeks, K = approx. 4 weeks, A = on request, 📞 = please contact Wilo
Subject to change – all prices do not include VAT. Our General Terms of Delivery and Service apply (see www.wilo.com/legal) – valid from 01/01/2019 in Germany.

Price group: PG14

Accessories for portable wet well installation DN 80

Type	Reference number	Description	Art. no.		
				🚚	EUR
Floor supporting foot DN 80/100, Made of steel (S235JR), powder-coated, including fixation material	1.4.2	Made of steel (S235JR), powder-coated, including fixation material	6065949	L	**211.–**
Floor supporting foot DN 80/100, Made of stainless steel (1.4571), including fixation material	1.4.2	Made of stainless steel (1.4571), including fixation material	6065953	C	**697.–**
Fixed coupling set Storz B/DN 80	1.7.2	with 90° pipe elbow and flange connection; pipe elbow made of EN-GJL-250, Storz coupling made of aluminium, incl. 1 set of mounting accessories	6031385	L	**237.–**
Synthetic fibre pressure hose 5 m, with Storz B	1.7.4	Inside Ø 75 mm, including coupling, 12/40 bar	6003052	L	**86.–**
Synthetic fibre pressure hose 10 m, with Storz B	1.7.4	Inside Ø 75 mm, including coupling, 12/40 bar	6003051	A	**112.–**
Synthetic fibre pressure hose 20 m, with Storz B	1.7.4	Inside Ø 75 mm, including coupling, 12/40 bar	6003050	A	**198.–**
Chain set PCS-CE, galvanised steel, 400 kg, 5 m	1.4.3	As chain sling with 2 shackles in galvanised steel. Bearing capacity: 400 kg	6063140	L	**144.–**
Chain set PCS-CE, galvanised steel, 400 kg, 10 m	1.4.3	As chain sling with 2 shackles in galvanised steel. Bearing capacity: 400 kg	6063142	L	**268.–**
Chain set PCS-CE, stainless steel, 400 kg, 5 m	1.4.3	As chain sling with 2 shackles in 1.4401 stainless steel. Bearing capacity: 400 kg	6063136	L	**397.–**
Chain set PCS-CE, stainless steel, 400 kg, 10 m	1.4.3	As chain sling with 2 shackles in 1.4401 stainless steel. Bearing capacity: 400 kg	6063138	L	**626.–**

Price group: PG14

Accessories for portable wet well installation DN 100

Type	Reference number	Description	Art. no.		
				🚚	EUR
Floor supporting foot DN 80/100, Made of steel (S235JR), powder-coated, including fixation material	1.4.2	Made of steel (S235JR), powder-coated, including fixation material	6065949	L	**211.–**
Floor supporting foot DN 80/100, Made of stainless steel (1.4571), including fixation material	1.4.2	Made of stainless steel (1.4571), including fixation material	6065953	C	**697.–**
Fixed coupling set Storz A/DN 100	1.7.2	with 90° pipe elbow and flange connection; pipe elbow made of EN-GJL-250, Storz coupling made of aluminium, incl. 1 set of mounting accessories	6031672	L	**317.–**
Synthetic fibre pressure hose 5 m, with Storz A	1.7.4	Inside Ø 102 mm, including coupling, 8/20 bar	6022391	K	**162.–**
Synthetic fibre pressure hose 10 m, with Storz A	1.7.4	Inside Ø 102 mm, including coupling, 8/20 bar	6022392	K	**317.–**

🚚 = ready for delivery, L = supply availability, C = approx. 2 weeks, K = approx. 4 weeks, A = on request, 📞 = please contact Wilo
Subject to change – all prices do not include VAT. Our General Terms of Delivery and Service apply (see www.wilo.com/legal) – valid from 01/01/2019 in Germany.

Price group: PG14

Accessories for portable wet well installation DN 100

Type	Reference number	Description	Art. no.		
				🚚	EUR
Synthetic fibre pressure hose 20 m, with Storz A	1.7.4	Inside Ø 102 mm, including coupling, 8/20 bar	6022393	L	**328.–**
Chain set PCS-CE, galvanised steel, 400 kg, 5 m	1.4.3	As chain sling with 2 shackles in galvanised steel. Bearing capacity: 400 kg	6063140	L	**144.–**
Chain set PCS-CE, galvanised steel, 400 kg, 10 m	1.4.3	As chain sling with 2 shackles in galvanised steel. Bearing capacity: 400 kg	6063142	L	**268.–**
Chain set PCS-CE, stainless steel, 400 kg, 5 m	1.4.3	As chain sling with 2 shackles in 1.4401 stainless steel. Bearing capacity: 400 kg	6063136	L	**397.–**
Chain set PCS-CE, stainless steel, 400 kg, 10 m	1.4.3	As chain sling with 2 shackles in 1.4401 stainless steel. Bearing capacity: 400 kg	6063138	L	**626.–**

Price group: PG14

Electrical accessories – level control with dynamic pressure system

Level measurement via an open dynamic pressure system with the option of a separate dynamic pressure bell for the high water level.

Type	Description	Art. no.		
			🚚	EUR
EC-L-1x12A-DOL-MT34-WM-EMS-IPS	Microcontroller-controlled switchgear with LC display, symbol-based menu navigation and integrated pressure transducer for level-dependent control of a submersible pump by means of float switches, level sensor or immersion bell. WITHOUT main switch, mains isolator must be provided by the customer! **Note!** The operating manual are printed in the following languages: DE, EN, FR, PL, RU. All 28 languages are enclosed as PDF files on a USB stick. For installation and commissioning, **a notebook or tablet may be required.**	2543212	L	**864.–**
EC-L-2x12A-DOL-MT34-WM-EMS-IPS	Microcontroller-controlled switchgear with LC display, symbol-based menu navigation and integrated pressure transducer for level-dependent control of two submersible pumps by means of float switches, level sensor or immersion bell. WITHOUT main switch, mains isolator must be provided by the customer! **Note!** The operating manual are printed in the following languages: DE, EN, FR, PL, RU. All 28 languages are enclosed as PDF files on a USB stick. For installation and commissioning, **a notebook or tablet may be required.**	2543222	L	**1 329.–**
Dynamic pressure bell with 10 m hose	Pneumatic signal transmitter for fluids containing faeces with a max. temperature of 60°C. The signal transmitter is open in the direction of the fluid and has to be vented after each pumping-out (OFF according to time).	2516976	L	**85.–**
Bubbling-through system	Small compressor for a permanent or periodic ventilation of the dynamic pressure bell (OFF according to water level) Incl. non-return valve, 3 m hose and T-connector	2516977	L	**209.–**
Flash light 230V AC	Optical alarm signal for connection to a switchgear. Suitable for outside installation.	2510429	L	**136.–**
Signal horn 230V AC	Acoustic alarm signal (88 dBA) for connection to a switchgear. Suitable for outside installation.	501459398	L	**81.–**
NiMh rechargeable battery, 9 V/200 mAh	Rechargeable battery to be installed in the switchgears Wilo-control MS-L and EC-L for a mains-independent alarm	2522850	L	**24.–**

You can find more accessories at the end in the chapter Electric accessories!

Attention: Switchgears are not protected against explosions and can be used only outside potentially explosive areas. If pumps are used within potentially explosive areas, onsite measures are required.

Price group: PG14

Electrical accessories – level control with float switch

Level measurement using several float switches for the different water levels, including high water alarm signal. The breakdown barrier and the Ex cutoff relays are not required except for the connection of signal transmitters in potentially explosive areas! These can also be dispensed with when the SC-L..-Ex switchgear is used!

Type	Description	Art. no.		
			🚚	EUR
SC-L-1x12A-M-DOL-WM	Microprocessor-controlled switchgear for level-dependent control of one submersible motor pump via level sensor or float switches.	2538908	K	**1 937.–**
SC-L-2x12A-M-DOL-WM	Microprocessor-controlled switchgear for level-dependent control of two submersible motor pumps via level sensor or float switches.	2538909	K	**2 226.–**
SC-L-1x12A-T34-DOL-WM	Microprocessor-controlled switchgear for level-dependent control of one submersible motor pump via level sensor or float switches.	2538928	K	**2 166.–**
SC-L-2x12A-T34-DOL-WM	Microprocessor-controlled switchgear for level-dependent control of two submersible motor pumps via level sensor or float switches.	2538929	K	**2 515.–**
SC-L-1x13A-T34-SD-WM	Microprocessor-controlled switchgear for level-dependent control of one submersible motor pump via level sensor or float switches.	2538948	K	**2 530.–**
SC-L-2x13A-T34-SD-WM	Microprocessor-controlled switchgear for level-dependent control of two submersible motor pumps via level sensor or float switches.	2538949	K	**3 239.–**
Float switch MS1 with 10 m cable	Signal transmitters for aggressive fluids and fluids containing faeces up to the max. temperature of 80 °C. Switching: up “ON”/down “OFF”.	2004593	L	**110.–**
Ex-rated cut-off relay (2-circuit)	Ex cut-off relay for the connection of 2 float switches for level control in explosive atmospheres.	2513059	L	**699.–**
Ex-rated cut-off relay (3-circuit)	Ex cut-off relay for the connection of 3 float switches for level control in explosive atmospheres.	2510698	A	**881.–**
Ex-rated cut-off relay (4-circuit)	Ex cut-off relay for the connection of 4 float switches for level control in explosive atmospheres.	2510699	K	**827.–**
Ex-rated cut-off relay (5-circuit)	Ex cut-off relay for the connection of 5 float switches for level control in explosive atmospheres.	2510674	A	**1 117.–**
Flash light 230V AC	Optical alarm signal for connection to a switchgear. Suitable for outside installation.	2510429	L	**136.–**
Signal horn 230V AC	Acoustic alarm signal (88 dBA) for connection to a switchgear. Suitable for outside installation.	501459398	L	**81.–**
Communication module GSM (SC)	Additional module for equipping the switchgear series SC/SCe for dialling into GSM mobile phone networks.	2542216	C	**430.–**
NiMh rechargeable battery, 9 V/200 mAh	Rechargeable battery to be installed in the switchgears Wilo-control MS-L and EC-L for a mains-independent alarm	2522850	L	**24.–**

You can find more accessories at the end in the chapter Electric accessories!
Attention: Switchgears are not protected against explosions and can be used only outside potentially explosive areas. If pumps are used within potentially explosive areas, onsite measures are required.

Price group: PG14

Electrical accessories – level control with level sensor

Level measurement using a level sensor with various measurement ranges, including high water alarm and dry-running protection. The breakdown barrier and the Ex cut-off relays are not required except for the connection of signal transmitters in potentially explosive areas! These can also be dispensed with when the SC-L..-Ex switchgear is used!

Type	Description	Art. no.		
			🚚	EUR
SC-L-1x12A-M-DOL-WM	Microprocessor-controlled switchgear for level-dependent control of one submersible motor pump via level sensor or float switches.	2538908	K	**1 937.–**
SC-L-2x12A-M-DOL-WM	Microprocessor-controlled switchgear for level-dependent control of two submersible motor pumps via level sensor or float switches.	2538909	K	**2 226.–**
SC-L-1x12A-T34-DOL-WM	Microprocessor-controlled switchgear for level-dependent control of one submersible motor pump via level sensor or float switches.	2538928	K	**2 166.–**
SC-L-2x12A-T34-DOL-WM	Microprocessor-controlled switchgear for level-dependent control of two submersible motor pumps via level sensor or float switches.	2538929	K	**2 515.–**
SC-L-1x13A-T34-SD-WM	Microprocessor-controlled switchgear for level-dependent control of one submersible motor pump via level sensor or float switches.	2538948	K	**2 530.–**
SC-L-2x13A-T34-SD-WM	Microprocessor-controlled switchgear for level-dependent control of two submersible motor pumps via level sensor or float switches.	2538949	K	**3 239.–**

You can find more accessories at the end in the chapter Electric accessories!
Attention: Switchgears are not protected against explosions and can be used only outside potentially explosive areas. If pumps are used within potentially explosive areas, onsite measures are required.

🚚 = ready for delivery, L = supply availability, C = approx. 2 weeks, K = approx. 4 weeks, A = on request, 📞 = please contact Wilo
Subject to change – all prices do not include VAT. Our General Terms of Delivery and Service apply (see www.wilo.com/legal) – valid from 01/01/2019 in Germany.

Price group: PG14

Electrical accessories – level control with level sensor

Level measurement using a level sensor with various measurement ranges, including high water alarm and dry-running protection. The breakdown barrier and the Ex cut-off relays are not required except for the connection of signal transmitters in potentially explosive areas! These can also be dispensed with when the SC-L..-Ex switchgear is used!

Type	Description	Art. no.		
			🚚	EUR
Level sensor 0–1 mWS, with 10 m cable	Signal transmitter with ATEX approval for fluids containing faeces with a max. temperature of 60°C. Output signal: 4...20 mA	2519924	L	**428.–**
Level sensor 0–1 mWS, with 30 m cable	Signal transmitter with ATEX approval for fluids containing faeces with a max. temperature of 60°C. Output signal: 4...20 mA	2519925	L	**506.–**
Level sensor 0–1 mWS, with 50 m cable	Signal transmitter with ATEX approval for fluids containing faeces with a max. temperature of 60°C. Output signal: 4...20 mA	2519926	L	**612.–**
Level sensor 0–2.5 mWS with 10 m cable	Signal transmitter with ATEX approval for fluids containing faeces with a max. temperature of 60°C. Output signal: 4...20 mA	2519921	L	**428.–**
Level sensor 0–2.5 mWS, with 30 m cable	Signal transmitter with ATEX approval for fluids containing faeces with a max. temperature of 60°C. Output signal: 4...20 mA	2519922	L	**506.–**
Level sensor 0–2.5 mWS, with 50 m cable	Signal transmitter with ATEX approval for fluids containing faeces with a max. temperature of 60°C. Output signal: 4...20 mA	2519923	L	**612.–**
Pencil electrode with 10 m cable	External pencil electrode in stainless steel housing with 10 m cable for monitoring leakage in the sealing chamber.	6065216	L	**95.–**
Flash light 230V AC	Optical alarm signal for connection to a switchgear. Suitable for outside installation.	2510429	L	**136.–**
Signal horn 230V AC	Acoustic alarm signal (88 dBA) for connection to a switchgear. Suitable for outside installation.	501459398	L	**81.–**
Zener barrier	Breakdown barrier (Zener barrier) for the connection of one level sensor in an explosive atmosphere.	2541372	L	**268.–**
Communication module GSM (SC)	Additional module for equipping the switchgear series SC/SCe for dialling into GSM mobile phone networks.	2542216	C	**430.–**
NiMh rechargeable battery, 9 V/200 mAh	Rechargeable battery to be installed in the switchgears Wilo-control MS-L and EC-L for a mains-independent alarm	2522850	L	**24.–**

You can find more accessories at the end in the chapter Electric accessories!
Attention: Switchgears are not protected against explosions and can be used only outside potentially explosive areas. If pumps are used within potentially explosive areas, onsite measures are required.

Price group: PG14

Electrical accessories – mains-independent alarm signal

Alarm signal for detection of flooding in rooms and buildings. The alarm signal is acoustic, optical or wireless. In addition, other consumers can be controlled directly.

Type	Description	Art. no.		
			🚚	EUR
DrainAlarm 2	Network-independent alarm switchgear with optical and acoustic alarm signal and with a connection for one float switch.	2545133	L	**399.–**
DrainAlarm GSM	Network-independent alarm switchgear with optical, acoustic and wireless (per GSM) alarm signal and with a connection for one float switch.	2542911	L	**1 077.–**
Float switch MS1 with 10 m cable	Signal transmitters for aggressive fluids and fluids containing faeces up to the max. temperature of 80 °C. Switching: up “ON”/down “OFF”.	2004593	L	**110.–**
Ex-rated cut-off relay (2-circuit)	Ex cut-off relay for the connection of 2 float switches for level control in explosive atmospheres.	2513059	L	**699.–**
Flash light 230V AC	Optical alarm signal for connection to a switchgear. Suitable for outside installation.	2510429	L	**136.–**
Signal horn 230V AC	Acoustic alarm signal (88 dBA) for connection to a switchgear. Suitable for outside installation.	501459398	L	**81.–**

You can find more accessories at the end in the chapter Electric accessories!
Attention: Switchgears are not protected against explosions and can be used only outside potentially explosive areas. If pumps are used within potentially explosive areas, onsite measures are required.

🚚 = ready for delivery, L = supply availability, C = approx. 2 weeks, K = approx. 4 weeks, A = on request, 📞 = please contact Wilo
Subject to change – all prices do not include VAT. Our General Terms of Delivery and Service apply (see www.wilo.com/legal) – valid from 01/01/2019 in Germany.



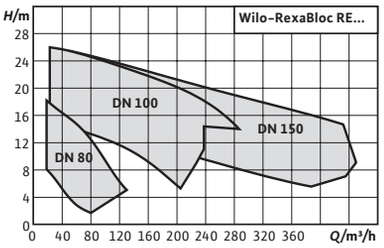

Accessories **Page**
Commissioning/maintenance 592

Wilo-RexaBloc RE

Design type
Sewage pump in block design with standard motor for stationary dry well installation.

Application
Pumping of
- → Untreated sewage
- → Sewage containing faeces in accordance with **EN** 12050-1
- → Wastewater

Scope of delivery
- → Monobloc unit with fitted standard motor in three-phase version, without connection cable
- → Angle bracket on the pressure connection for fastening lifting equipment
- → Installation and operating instructions

Special features/product advantages
- → High operational reliability due to shut bearing bracket design with oil-filled sealing chamber and additional leakage chamber.
- → Optionally with two mechanical seals for increased operational reliability.
- → Equipped with IE3 motors as standard. Optionally available with IE4 premium motors.
- → "Back pull out" design for easy maintenance. This means the motor and the impeller can be removed without needing to remove the hydraulics from the piping.

Options
- → IE4 motors
- → Twin mechanical seal made of SiC/SiC
- → 'Bare shaft' version

Price group: PG8

Ordering information

RexaBloc RE	Pressure port	Rated power	Mains connection	Art. no.		
Type		P_2 kW				EUR
08.52W-170DAH100L-4	DN 80	2.20	3~400 V, 50 Hz	**6073228**	A	**2 638.-**
08.52W-200DAH112M-4	DN 80	4.00	3~400 V, 50 Hz	**6073227**	A	**2 813.-**
08.52W-230DAH132S-4	DN 80	5.50	3~400 V, 50 Hz	**6073226**	A	**2 860.-**
08.52W-250DAH132S-4	DN 80	5.50	3~400 V, 50 Hz	**6073225**	A	**2 862.-**
10.44W-220DAH160M4	DN 100	11.00	3~400 V, 50 Hz	**6085280**	A	**4 865.-**
10.44W-245DAH160L4	DN 100	15.00	3~400 V, 50 Hz	**6085281**	A	**5 208.-**
10.44W-260DAH180M4	DN 100	18.50	3~400 V, 50 Hz	**6085282**	A	**5 456.-**
10.44W-275DAH180L4	DN 100	22.00	3~400 V, 50 Hz	**6085283**	A	**5 795.-**

• = available, – = not available, o = optional

= ready for delivery, L = supply availability, C = approx. 2 weeks, K = approx. 4 weeks, A = on request, = please contact Wilo
Subject to change – all prices do not include VAT. Our General Terms of Delivery and Service apply (see www.wilo.com/legal) – valid from 01/01/2019 in Germany.

Price group: PG8

Ordering information

RexaBloc RE	Pressure port	Rated power	Mains connection	Art. no.		
Type		P_2 kW				EUR
10.44W-290DAH180L4	DN 100	22.00	3~400 V, 50 Hz	**6085284**	A	**5 811.–**
15.84D-210DAH132S6	DN 150	3.00	3~400 V, 50 Hz	**6085277**	A	**4 690.–**
15.84D-210DAH160M4	DN 150	11.00	3~400 V, 50 Hz	**6085274**	A	**5 558.–**
15.84D-230DAH160L4	DN 150	15.00	3~400 V, 50 Hz	**6085273**	A	**5 912.–**
15.84D-245DAH132L6	DN 150	5.50	3~400 V, 50 Hz	**6085276**	A	**4 877.–**
15.84D-245DAH180M4	DN 150	18.50	3~400 V, 50 Hz	**6085272**	A	**6 135.–**
15.84D-260DAH180L4	DN 150	22.00	3~400 V, 50 Hz	**6085271**	A	**6 455.–**
15.84D-275DAH160L6	DN 150	11.00	3~400 V, 50 Hz	**6085275**	A	**6 065.–**
15.84D-275DAH180L4	DN 150	22.00	3~400 V, 50 Hz	**6085270**	A	**6 483.–**
R08.52W-260DAH132M-4	DN 80	7.50	3~400 V, 50 Hz	**6073224**	A	**3 000.–**

• = available, – = not available, o = optional

Price group: PG14

Accessories for stationary dry well installation DN 80

Type	Description	Art. no.		
				EUR
Non-return valve DN 80	made of EN-GJL-250, according to DIN EN 12050-4, including 1 set mounting accessories	2017168	L	**323.–**
Gate valve DN 80	made of EN-GJL-250, including 1 set mounting accessories	2017162	L	**292.–**
Compensator DN 80	Made of steel, galvanized / neoprene, length 130 mm, including mounting accessories	2017189	A	**227.–**
Y-piece DN 80	Made of steel, galvanized, flange PN 10/16 according to DIN 2501 with 2 sets of mounting accessories	2017179	L	**714.–**
Mounting accessories DN 80/100, PN 10	For one flange connection, with screws, nuts and flat gasket	6077521	L	**26.–**
Chain set PCS-CE, stainless steel, 400 kg, 5 m	As chain sling with 2 shackles in 1.4401 stainless steel. Bearing capacity: 400 kg	6063136	L	**397.–**
Chain set PCS-CE, stainless steel, 400 kg, 10 m	As chain sling with 2 shackles in 1.4401 stainless steel. Bearing capacity: 400 kg	6063138	L	**626.–**

Price group: PG14

Accessories for stationary dry well installation DN 100

Type	Description	Art. no.		
				EUR
Non-return valve DN 100	made of EN-GJL-250, according to DIN EN 12050-4, including 1 set mounting accessories	2017169	L	**387.–**
Gate valve DN 100	made of EN-GJL-250, including 1 set mounting accessories	2017163	L	**344.–**
Chain set PCS-CE, stainless steel, 400 kg, 5 m	As chain sling with 2 shackles in 1.4401 stainless steel. Bearing capacity: 400 kg	6063136	L	**397.–**
Chain set PCS-CE, stainless steel, 400 kg, 10 m	As chain sling with 2 shackles in 1.4401 stainless steel. Bearing capacity: 400 kg	6063138	L	**626.–**
Y-piece DN 100	Made of steel, galvanized, flange PN 10/16 according to DIN 2501 with 2 sets of mounting accessories	2017180	L	**852.–**
Mounting accessories DN 80/100, PN 10	For one flange connection, with screws, nuts and flat gasket	6077521	L	**26.–**
Compensator DN 100	Made of steel, galvanized / neoprene, length 135 mm, including mounting accessories	2017190	A	**235.–**

= ready for delivery, L = supply availability, C = approx. 2 weeks, K = approx. 4 weeks, A = on request, = please contact Wilo
Subject to change – all prices do not include VAT. Our General Terms of Delivery and Service apply (see www.wilo.com/legal) – valid from 01/01/2019 in Germany.

Price group: PG14

Accessories for stationary dry well installation DN 150

Type	Description	Art. no.		EUR
Non-return valve DN 150	made of EN-GJL-250, according to DIN EN 12050-4, including 1 set mounting accessories	2017170	L	**833.–**
Gate valve DN 150	made of EN-GJL-250, including 1 set mounting accessories	2017164	L	**570.–**
Chain set PCS-CE, stainless steel, 400 kg, 5 m	As chain sling with 2 shackles in 1.4401 stainless steel. Bearing capacity: 400 kg	6063136	L	**397.–**
Chain set PCS-CE, stainless steel, 400 kg, 10 m	As chain sling with 2 shackles in 1.4401 stainless steel. Bearing capacity: 400 kg	6063138	L	**626.–**
Y-piece DN 150	Made of steel, galvanized, flange PN 10/16 according to DIN 2501 with 2 sets of mounting accessories	2017181	L	**1 267.–**
Mounting accessories DN 150, PN 10	For one flange connection, with screws, nuts and flat gasket	6077523	L	**33.–**

Price group: PG14

Electrical accessories – level control with float switch

Level measurement using several float switches for the different water levels, including high water alarm signal. The breakdown barrier and the Ex cutoff relays are not required except for the connection of signal transmitters in potentially explosive areas! These can also be dispensed with when the SC-L..-Ex switchgear is used!

Type	Description	Art. no.		EUR
MS-L-1x4kW-DOL	Microprocessor-controlled switchgear for level-dependent control of one submersible motor pump with float switch.	2539741	L	**488.–**
MS-L-2x4kW-DOL	Microprocessor-controlled switchgear for level-dependent control of two submersible motor pumps with float switch.	2539745	L	**660.–**
SC-L-1x16A-T34-DOL-WM	Microprocessor-controlled switchgear for level-dependent control of one submersible motor pump via level sensor or float switches.	2538932	K	**2 292.–**
SC-L-2x16A-T34-DOL-WM	Microprocessor-controlled switchgear for level-dependent control of two submersible motor pumps via level sensor or float switches.	2538933	K	**2 880.–**
Float switches WA65 with 5 m cable	Signal transmitters for contaminated fluids without faeces with a maximum temperature of 60 °C. Switching: up “ON”/down “OFF”.	503211390	L	**79.–**
WA65 float switches with 10 m cable	Signal transmitters for contaminated fluids without faeces with a maximum temperature of 60 °C. Switching: up “ON”/down “OFF”.	503211893	L	**150.–**
WA65 float switches with 20 m cable	Signal transmitters for contaminated fluids without faeces with a maximum temperature of 60 °C. Switching: up “ON”/down “OFF”.	2004431	L	**224.–**
Float switches WA65 with 30 m cable	Signal transmitters for contaminated fluids without faeces with a maximum temperature of 60 °C. Switching: up “ON”/down “OFF”.	2004432	L	**304.–**
Flash light 230V AC	Optical alarm signal for connection to a switchgear. Suitable for outside installation.	2510429	L	**136.–**
Signal horn 230V AC	Acoustic alarm signal (88 dBA) for connection to a switchgear. Suitable for outside installation.	501459398	L	**81.–**
NiMh rechargeable battery, 9 V/200 mAh	Rechargeable battery to be installed in the switchgears Wilo-control MS-L and EC-L for a mains-independent alarm	2522850	L	**24.–**

You can find more accessories at the end in the chapter Electric accessories!

Attention: Switchgears are not protected against explosions and can be used only outside potentially explosive areas. If pumps are used within potentially explosive areas, onsite measures are required.

= ready for delivery, L = supply availability, C = approx. 2 weeks, K = approx. 4 weeks, A = on request, = please contact Wilo

Subject to change – all prices do not include VAT. Our General Terms of Delivery and Service apply (see www.wilo.com/legal) – valid from 01/01/2019 in Germany.

Price group: PG14

Electrical accessories – level control with level sensor

Level measurement using a level sensor with various measurement ranges, including high water alarm and dry-running protection. The breakdown barrier and the Ex cut-off relays are not required except for the connection of signal transmitters in potentially explosive areas! These can also be dispensed with when the SC-L..-Ex switchgear is used!

Type	Description	Art. no.		EUR
EC-L-1x12A-DOL-MT34-WM	Microcontroller-controlled switchgear with LC display and symbol-based menu navigation for level-dependent control of a submersible pump by means of float switches or level sensor. **Note!** The operating manual are printed in the following languages: DE, EN, FR, PL, RU. All 28 languages are enclosed as PDF files on a USB stick. For installation and commissioning, **a notebook or tablet may be required.**	2543210	L	**886.–**
EC-L-1x12A-DOL-MT34-WM-EMS	Microcontroller-controlled switchgear with LC display and symbol-based menu navigation for level-dependent control of a submersible pump by means of float switches or level sensor. WITHOUT main switch, mains isolator must be provided by the customer! **Note!** The operating manual are printed in the following languages: DE, EN, FR, PL, RU. All 28 languages are enclosed as PDF files on a USB stick. For installation and commissioning, **a notebook or tablet may be required.**	2543211	L	**806.–**
EC-L-2x12A-DOL-MT34-WM-EMS	Microcontroller-controlled switchgear with LC display and symbol-based menu navigation for level-dependent control of submersible pumps by means of float switches or level sensor. WITHOUT main switch, mains isolator must be provided by the customer! **Note!** The operating manual are printed in the following languages: DE, EN, FR, PL, RU. All 28 languages are enclosed as PDF files on a USB stick. For installation and commissioning, **a notebook or tablet may be required.**	2543221	L	**1 230.–**
EC-L-2x12A-DOL-MT34-WM	Microcontroller-controlled switchgear with LC display and symbol-based menu navigation for level-dependent control of submersible pumps by means of float switches or level sensor. **Note!** The operating manual are printed in the following languages: DE, EN, FR, PL, RU. All 28 languages are enclosed as PDF files on a USB stick. For installation and commissioning, **a notebook or tablet may be required.**	2543220	L	**1 399.–**
SC-L-1x16A-T34-DOL-WM	Microprocessor-controlled switchgear for level-dependent control of one submersible motor pump via level sensor or float switches.	2538932	K	**2 292.–**
SC-L-2x16A-T34-DOL-WM	Microprocessor-controlled switchgear for level-dependent control of two submersible motor pumps via level sensor or float switches.	2538933	K	**2 880.–**
Level sensor 0-1 mWS, with 10 m cable	Signal transmitter with ATEX approval for fluids containing faeces with a max. temperature of 60°C. Output signal: 4...20 mA	2519924	L	**428.–**
Level sensor 0-1 mWS, with 30 m cable	Signal transmitter with ATEX approval for fluids containing faeces with a max. temperature of 60°C. Output signal: 4...20 mA	2519925	L	**506.–**
Level sensor 0-1 mWS, with 50 m cable	Signal transmitter with ATEX approval for fluids containing faeces with a max. temperature of 60°C. Output signal: 4...20 mA	2519926	L	**612.–**
Level sensor 0-2.5 mWS with 10 m cable	Signal transmitter with ATEX approval for fluids containing faeces with a max. temperature of 60°C. Output signal: 4...20 mA	2519921	L	**428.–**
Level sensor 0-2.5 mWS, with 30 m cable	Signal transmitter with ATEX approval for fluids containing faeces with a max. temperature of 60°C. Output signal: 4...20 mA	2519922	L	**506.–**
Level sensor 0-2.5 mWS, with 50 m cable	Signal transmitter with ATEX approval for fluids containing faeces with a max. temperature of 60°C. Output signal: 4...20 mA	2519923	L	**612.–**
Flash light 230V AC	Optical alarm signal for connection to a switchgear. Suitable for outside installation.	2510429	L	**136.–**
Signal horn 230V AC	Acoustic alarm signal (88 dBA) for connection to a switchgear. Suitable for outside installation.	501459398	L	**81.–**
Cable clamp	For the fixation of a signal transmitter in the sump. The terminal is fixed with a hook to the sump, the cable of the signal transmitter is connected and fixed by the weight of the signal transmitter.	2519927	L	**21.–**
NiMh rechargeable battery, 9 V/200 mAh	Rechargeable battery to be installed in the switchgears Wilo-control MS-L and EC-L for a mains-independent alarm	2522850	L	**24.–**

You can find more accessories at the end in the chapter Electric accessories!
Attention: Switchgears are not protected against explosions and can be used only outside potentially explosive areas. If pumps are used within potentially explosive areas, onsite measures are required.

= ready for delivery, L = supply availability, C = approx. 2 weeks, K = approx. 4 weeks, A = on request, = please contact Wilo
Subject to change – all prices do not include VAT. Our General Terms of Delivery and Service apply (see www.wilo.com/legal) – valid from 01/01/2019 in Germany.

Price group: PG14

Electrical accessories – mains-independent alarm signal

Alarm signal for detection of flooding in rooms and buildings. The alarm signal is acoustic, optical or wireless. In addition, other consumers can be controlled directly.

Type	Description	Art. no.		
			🚚	EUR
DrainAlarm 2	Network-independent alarm switchgear with optical and acoustic alarm signal and with a connection for one float switch.	2545133	L	**399.–**
DrainAlarm GSM	Network-independent alarm switchgear with optical, acoustic and wireless (per GSM) alarm signal and with a connection for one float switch.	2542911	L	**1 077.–**
Float switch MS1 with 10 m cable	Signal transmitters for aggressive fluids and fluids containing faeces up to the max. temperature of 80 °C. Switching: up "ON"/down "OFF".	2004593	L	**110.–**
Flash light 230V AC	Optical alarm signal for connection to a switchgear. Suitable for outside installation.	2510429	L	**136.–**
Signal horn 230V AC	Acoustic alarm signal (88 dBA) for connection to a switchgear. Suitable for outside installation.	501459398	L	**81.–**

You can find more accessories at the end in the chapter Electric accessories!
Attention: Switchgears are not protected against explosions and can be used only outside potentially explosive areas. If pumps are used within potentially explosive areas, onsite measures are required.



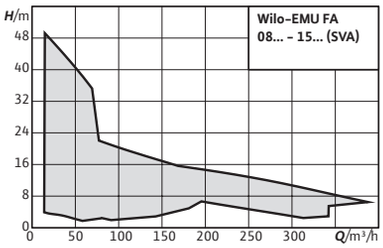

Accessories **Page**

Commissioning/maintenance 592

Wilo-EMU FA (standard)

Design type

Submersible sewage pump without cooling system for continuous duty for stationary and portable wet well installation.

Application

Pumping of

- → Sewage containing faeces
- → Pre-cleaned sewage without faeces and long-fibre components
- → Wastewater

Special features/product advantages

- → Operationally reliable and efficient thanks to single-channel hydraulics with large, free ball passage
- → Process reliability thanks to optional monitoring for the sealing chamber

Scope of delivery

- → Submersible sewage pump ready for connection with 10 m connection cable without plug
- → Installation and operating instructions

Price group: PG8

Ordering information DN 80

EMU FA (standard)	Pressure port	Rated current	Explosion protection	Art. no.		
Type		I_N A	ATEX			EUR
08.53-170E	DN 80/100	4.2	yes	6047614	K	**3 098.–**
08.53-185E	DN 80/100	5.1	yes	6047616	L	**3 154.–**
08.53-200E	DN 80/100	9.2	yes	6047618	K	**3 269.–**
08.53-215E	DN 80/100	9.2	yes	6046643	K	**3 326.–**
08.64-234E	DN 80/100	13.5	yes	6047622	K	**3 614.–**
08.64-246E	DN 80/100	13.5	yes	6047624	L	**3 661.–**
08.64-258E	DN 80/100	21	yes	6047626	L	**4 579.–**
08.64-270E	DN 80/100	21	yes	6047628	K	**4 635.–**
08.64-278E	DN 80/100	21	yes	6047630	K	**4 692.–**

= ready for delivery, L = supply availability, C = approx. 2 weeks, K = approx. 4 weeks, A = on request, = please contact Wilo

Subject to change – all prices do not include VAT. Our General Terms of Delivery and Service apply (see www.wilo.com/legal) – valid from 01/01/2019 in Germany.

Price group: PG8

Ordering information DN 100

EMU FA (standard) Type	Pressure port	Rated current I_N A	Explosion protection ATEX	Art. no.		EUR
10.33-208E	DN 100	7.9	yes	6047662	K	**3 200.–**
10.33-223E	DN 100	9.4	yes	6047664	L	**3 383.–**
10.33-238E	DN 100	13.5	yes	6047666	L	**3 678.–**
10.34-234E	DN 100	13.5	yes	6045118	K	**3 790.–**
10.34-258E	DN 100	21	yes	6045117	L	**4 912.–**
10.34-278E	DN 100	30.5	yes	6047678	K	**6 869.–**
10.82-215E	DN 100	13.5	yes	6047722	L	**4 351.–**
10.82-230E	DN 100	21	yes	6047724	L	**5 179.–**
10.82-245E	DN 100	30.5	yes	6047726	L	**5 203.–**

Price group: PG8

Ordering information DN 150

EMU FA (standard) Type	Pressure port	Rated current I_N A	Explosion protection ATEX	Art. no.		EUR
15.52-215E	DN 150	13.5	yes	6046644	L	**4 396.–**
15.52-230E	DN 150	21	yes	6047730	K	**5 576.–**
15.52-230E	DN 150	13.5	yes	6049225	K	**4 422.–**
15.52-245E	DN 150	21	yes	6047732	K	**5 602.–**
15.52-260E	DN 150	30.5	yes	6047734	K	**7 325.–**

Installation drawing stationary wet well installation

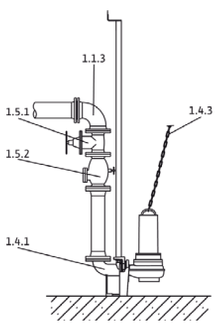

1.1.3 90° pipe bend
1.4.1 Suspension unit
1.4.3 Chain
1.5.1 Shut-off valve
1.5.2 Non-return valve

Price group: PG14

Accessories for stationary wet well installation DN 80

Type	Reference number	Description	Art. no.		EUR
Suspension unit DN 80/2RK	1.4.1	Made of EN-GJL-250, painted, with free passage in DN 80, foot elbow including pump holder, profile joint, installation and floor fixation accessories and double-pipe guide pipe bracket (42.4x2 mm) without guide pipes.	6082333	A	**308.–**
Guide pipe D42.4x2 6m A2	1.4.15	Guide pipe for use with suspension unit. Securly guidance of the pump to the coupling flange. Quantity depends from the suspension unit.	6031565	L	**126.–**
Non-return valve DN 80	1.5.2	made of EN-GJL-250, according to DIN EN 12050-4, including 1 set mounting accessories	2017168	L	**323.–**
Gate valve DN 80	1.5.1	made of EN-GJL-250, including 1 set mounting accessories	2017162	L	**292.–**
90° pipe elbow DN 80	1.1.3	Made of EN-GJS-400-15, with 2 flanges, including 1 set of mounting accessories	2012064	L	**197.–**
Chain set PCS-CE, galvanised steel, 400 kg, 5 m	1.4.3	As chain sling with 2 shackles in galvanised steel. Bearing capacity: 400 kg	6063140	L	**144.–**

= ready for delivery, L = supply availability, C = approx. 2 weeks, K = approx. 4 weeks, A = on request, = please contact Wilo
Subject to change – all prices do not include VAT. Our General Terms of Delivery and Service apply (see www.wilo.com/legal) – valid from 01/01/2019 in Germany.

Price group: PG14

Accessories for stationary wet well installation DN 80

Type	Reference number	Description	Art. no.		
				🚚	EUR
Chain set PCS-CE, galvanised steel, 400 kg, 10 m	1.4.3	As chain sling with 2 shackles in galvanised steel. Bearing capacity: 400 kg	6063142	L	**268.–**
Chain set PCS-CE, stainless steel, 400 kg, 5 m	1.4.3	As chain sling with 2 shackles in 1.4401 stainless steel. Bearing capacity: 400 kg	6063136	L	**397.–**
Chain set PCS-CE, stainless steel, 400 kg, 10 m	1.4.3	As chain sling with 2 shackles in 1.4401 stainless steel. Bearing capacity: 400 kg	6063138	L	**626.–**
Y-piece DN 80	1.1.5	Made of steel, galvanized, flange PN 10/16 according to DIN 2501 with 2 sets of mounting accessories	2017179	L	**714.–**
Mounting accessories DN 80/100, PN 10	1.4.12	For one flange connection, with screws, nuts and flat gasket	6077521	L	**26.–**
Guide pipe D42.4x2 6m A2	1.4.15	Guide pipe for use with suspension unit. Securly guidance of the pump to the coupling flange. Quantity depends from the suspension unit.	6031565	L	**126.–**
Guide pipe D42.4x2 6m A4	–	Guide pipe for use with suspension unit. Securly guidance of the pump to the coupling flange. Quantity depends from the suspension unit.	6031566	A	**221.–**

Price group: PG14

Accessories for stationary wet well installation DN 100

Type	Reference number	Description	Art. no.		
				🚚	EUR
Non-return valve DN 100	1.5.2	made of EN-GJL-250, according to DIN EN 12050-4, including 1 set mounting accessories	2017169	L	**387.–**
Gate valve DN 100	1.5.1	made of EN-GJL-250, including 1 set mounting accessories	2017163	L	**344.–**
90° pipe elbow DN 100	1.1.3	Made of EN-GJS-400-15, with 2 flanges, including 1 set of mounting accessories	2004669	L	**237.–**
Y-piece DN 100	1.1.5	Made of steel, galvanized, flange PN 10/16 according to DIN 2501 with 2 sets of mounting accessories	2017180	L	**852.–**
Chain set PCS-CE, galvanised steel, 400 kg, 5 m	1.4.3	As chain sling with 2 shackles in galvanised steel. Bearing capacity: 400 kg	6063140	L	**144.–**
Chain set PCS-CE, galvanised steel, 400 kg, 10 m	1.4.3	As chain sling with 2 shackles in galvanised steel. Bearing capacity: 400 kg	6063142	L	**268.–**
Chain set PCS-CE, stainless steel, 400 kg, 5 m	1.4.3	As chain sling with 2 shackles in 1.4401 stainless steel. Bearing capacity: 400 kg	6063136	L	**397.–**
Chain set PCS-CE, stainless steel, 400 kg, 10 m	1.4.3	As chain sling with 2 shackles in 1.4401 stainless steel. Bearing capacity: 400 kg	6063138	L	**626.–**
EHV DN100S/2RK	–	For 2-pipe guide of EN-GJL-250, cataphoretic-coated, with free passage in DN 100, coupling base with 90° pipe elbow, including coupling connection, guide pipe bracket of stainless steel for pump chamber fixation, profile joint and mounting accessories; two guide pipes (26.9 x 2 mm) are to be provided by the customer!	6082336	L	**442.–**
Mounting accessories DN 80/100, PN 10	1.4.12	For one flange connection, with screws, nuts and flat gasket	6077521	L	**26.–**

🚚 = ready for delivery, L = supply availability, C = approx. 2 weeks, K = approx. 4 weeks, A = on request, 📞 = please contact Wilo
Subject to change – all prices do not include VAT. Our General Terms of Delivery and Service apply (see www.wilo.com/legal) – valid from 01/01/2019 in Germany.

Price group: PG14

Accessories for stationary wet well installation DN 150

Type	Reference number	Description	Art. no.		EUR
Suspension unit DN 150L/2RK	1.4.1	Made of EN-GJL-250, painted, with free passage in DN 150, foot elbow including pump holder, profile joint, installation and floor fixation accessories and double-pipe guide pipe bracket (42.4x2 mm) without guide pipes.	6036890	L	**914.–**
Guide pipe D42.4x2 6m A2	1.4.15	Guide pipe for use with suspension unit. Securly guidance of the pump to the coupling flange. Quantity depends from the suspension unit.	6031565	L	**126.–**
Non-return valve DN 150	1.5.2	made of EN-GJL-250, according to DIN EN 12050-4, including 1 set mounting accessories	2017170	L	**833.–**
Gate valve DN 150	1.5.1	made of EN-GJL-250, including 1 set mounting accessories	2017164	L	**570.–**
90° pipe elbow DN 150	1.1.3	Made of EN-GJS-400-15, with 2 flanges, including 1 set of mounting accessories	2017186	L	**455.–**
Chain set PCS-CE, galvanised steel, 400 kg, 5 m	1.4.3	As chain sling with 2 shackles in galvanised steel. Bearing capacity: 400 kg	6063140	L	**144.–**
Chain set PCS-CE, galvanised steel, 400 kg, 10 m	1.4.3	As chain sling with 2 shackles in galvanised steel. Bearing capacity: 400 kg	6063142	L	**268.–**
Chain set PCS-CE, stainless steel, 400 kg, 5 m	1.4.3	As chain sling with 2 shackles in 1.4401 stainless steel. Bearing capacity: 400 kg	6063136	L	**397.–**
Chain set PCS-CE, stainless steel, 400 kg, 10 m	1.4.3	As chain sling with 2 shackles in 1.4401 stainless steel. Bearing capacity: 400 kg	6063138	L	**626.–**
Y-piece DN 150	1.1.5	Made of steel, galvanized, flange PN 10/16 according to DIN 2501 with 2 sets of mounting accessories	2017181	L	**1 267.–**
Flange connector DN 200/PE-HD 160	–	made of PE for the connection of Ø160 mm plastic pipes to DN 200 flange, including gasket and mounting accessories	6078901	C	**1 008.–**

Installation drawing portable wet well installation

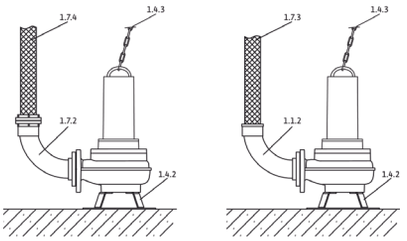

1.1.2 90° pipe bend with hose connection
1.4.2 Pump foot
1.4.3 Chain
1.7.3 Pressure hose
1.7.4 Pressure hose with Storz coupling
1.7.5 90° pipe bend with Storz coupling

Price group: PG14

Accessories for portable wet well installation DN 80

Type	Reference number	Description	Art. no.		EUR
Floor supporting foot DN 80/100, Made of steel (S235JR), powder-coated, including fixation material	1.4.2	Made of steel (S235JR), powder-coated, including fixation material	6065949	L	**211.–**
Floor supporting foot DN 80/100, Made of stainless steel (1.4571), including fixation material	1.4.2	Made of stainless steel (1.4571), including fixation material	6065953	C	**697.–**
Fixed coupling set Storz B/DN 80	1.7.2	with 90° pipe elbow and flange connection; pipe elbow made of EN-GJL-250, Storz coupling made of aluminium, incl. 1 set of mounting accessories	6031385	L	**237.–**
Synthetic fibre pressure hose 5 m, with Storz B	1.7.4	Inside Ø 75 mm, including coupling, 12/40 bar	6003052	L	**86.–**

= ready for delivery, L = supply availability, C = approx. 2 weeks, K = approx. 4 weeks, A = on request, = please contact Wilo
Subject to change – all prices do not include VAT. Our General Terms of Delivery and Service apply (see www.wilo.com/legal) – valid from 01/01/2019 in Germany.

Price group: PG14

Accessories for portable wet well installation DN 80

Type	Reference number	Description	Art. no.		
				🚚	EUR
Synthetic fibre pressure hose 10 m, with Storz B	1.7.4	Inside Ø 75 mm, including coupling, 12/40 bar	6003051	A	**112.–**
Synthetic fibre pressure hose 20 m, with Storz B	1.7.4	Inside Ø 75 mm, including coupling, 12/40 bar	6003050	A	**198.–**
Chain set PCS-CE, galvanised steel, 400 kg, 5 m	1.4.3	As chain sling with 2 shackles in galvanised steel. Bearing capacity: 400 kg	6063140	L	**144.–**
Chain set PCS-CE, galvanised steel, 400 kg, 10 m	1.4.3	As chain sling with 2 shackles in galvanised steel. Bearing capacity: 400 kg	6063142	L	**268.–**
Chain set PCS-CE, stainless steel, 400 kg, 5 m	1.4.3	As chain sling with 2 shackles in 1.4401 stainless steel. Bearing capacity: 400 kg	6063136	L	**397.–**
Chain set PCS-CE, stainless steel, 400 kg, 10 m	1.4.3	As chain sling with 2 shackles in 1.4401 stainless steel. Bearing capacity: 400 kg	6063138	L	**626.–**

Price group: PG14

Accessories for portable wet well installation DN 100

Type	Reference number	Description	Art. no.		
				🚚	EUR
Floor supporting foot DN 80/100, Made of steel (S235JR), powder-coated, including fixation material	1.4.2	Made of steel (S235JR), powder-coated, including fixation material	6065949	L	**211.–**
Floor supporting foot DN 80/100, Made of stainless steel (1.4571), including fixation material	1.4.2	Made of stainless steel (1.4571), including fixation material	6065953	C	**697.–**
Fixed coupling set Storz A/DN 100	1.7.2	with 90° pipe elbow and flange connection; pipe elbow made of EN-GJL-250, Storz coupling made of aluminium, incl. 1 set of mounting accessories	6031672	L	**317.–**
Synthetic fibre pressure hose 5 m, with Storz A	1.7.4	Inside Ø 102 mm, including coupling, 8/20 bar	6022391	K	**162.–**
Synthetic fibre pressure hose 10 m, with Storz A	1.7.4	Inside Ø 102 mm, including coupling, 8/20 bar	6022392	K	**317.–**
Synthetic fibre pressure hose 20 m, with Storz A	1.7.4	Inside Ø 102 mm, including coupling, 8/20 bar	6022393	L	**328.–**
Chain set PCS-CE, galvanised steel, 400 kg, 5 m	1.4.3	As chain sling with 2 shackles in galvanised steel. Bearing capacity: 400 kg	6063140	L	**144.–**
Chain set PCS-CE, galvanised steel, 400 kg, 10 m	1.4.3	As chain sling with 2 shackles in galvanised steel. Bearing capacity: 400 kg	6063142	L	**268.–**
Chain set PCS-CE, stainless steel, 400 kg, 5 m	1.4.3	As chain sling with 2 shackles in 1.4401 stainless steel. Bearing capacity: 400 kg	6063136	L	**397.–**
Chain set PCS-CE, stainless steel, 400 kg, 10 m	1.4.3	As chain sling with 2 shackles in 1.4401 stainless steel. Bearing capacity: 400 kg	6063138	L	**626.–**

🚚 = ready for delivery, L = supply availability, C = approx. 2 weeks, K = approx. 4 weeks, A = on request, 📞 = please contact Wilo
Subject to change – all prices do not include VAT. Our General Terms of Delivery and Service apply (see www.wilo.com/legal) – valid from 01/01/2019 in Germany.

Price group: PG14

Accessories for portable wet well installation DN 150

Type	Reference number	Description	Art. no.		
				🚚	EUR
Floor supporting foot FA 15.52, Made of steel (S235JR), lacquered, including fixation material	1.4.2	Made of steel (S235JR), lacquered, including fixation material	6024243	C	**546.–**
Fixed coupling set Storz F/DN 150	1.7.2	with 90° pipe elbow and flange connection; pipe elbow made of EN-GJL-250, Storz coupling made of aluminium, incl. 1 set of mounting accessories	6040247	K	**862.–**
Plastic pressure hose 10 m, with Storz F	1.7.4	Inside Ø 150 mm, including coupling, 6/15 bar	6003648	A	**553.–**
Plastic pressure hose 20 m, with Storz F	1.7.4	Inside Ø 150 mm, including coupling, 6/15 bar	6003647	A	**838.–**
Chain set PCS-CE, galvanised steel, 400 kg, 5 m	1.4.3	As chain sling with 2 shackles in galvanised steel. Bearing capacity: 400 kg	6063140	L	**144.–**
Chain set PCS-CE, galvanised steel, 400 kg, 10 m	1.4.3	As chain sling with 2 shackles in galvanised steel. Bearing capacity: 400 kg	6063142	L	**268.–**
Chain set PCS-CE, stainless steel, 400 kg, 5 m	1.4.3	As chain sling with 2 shackles in 1.4401 stainless steel. Bearing capacity: 400 kg	6063136	L	**397.–**
Chain set PCS-CE, stainless steel, 400 kg, 10 m	1.4.3	As chain sling with 2 shackles in 1.4401 stainless steel. Bearing capacity: 400 kg	6063138	L	**626.–**

Price group: PG14

Electrical accessories – level control with dynamic pressure system

Level measurement via an open dynamic pressure system with the option of a separate dynamic pressure bell for the high water level.

Type	Description	Art. no.		
			🚚	EUR
EC-L-1x12A-DOL-MT34-WM-EMS-IPS	Microcontroller-controlled switchgear with LC display, symbol-based menu navigation and integrated pressure transducer for level-dependent control of a submersible pump by means of float switches, level sensor or immersion bell. WITHOUT main switch, mains isolator must be provided by the customer! **Note!** The operating manual are printed in the following languages: DE, EN, FR, PL, RU. All 28 languages are enclosed as PDF files on a USB stick. For installation and commissioning, **a notebook or tablet may be required.**	2543212	L	**864.–**
EC-L-2x12A-DOL-MT34-WM-EMS-IPS	Microcontroller-controlled switchgear with LC display, symbol-based menu navigation and integrated pressure transducer for level-dependent control of two submersible pumps by means of float switches, level sensor or immersion bell. WITHOUT main switch, mains isolator must be provided by the customer! **Note!** The operating manual are printed in the following languages: DE, EN, FR, PL, RU. All 28 languages are enclosed as PDF files on a USB stick. For installation and commissioning, **a notebook or tablet may be required.**	2543222	L	**1 329.–**
Dynamic pressure bell with 10 m hose	Pneumatic signal transmitter for fluids containing faeces with a max. temperature of 60°C. The signal transmitter is open in the direction of the fluid and has to be vented after each pumping-out (OFF according to time).	2516976	L	**85.–**
Bubbling-through system	Small compressor for a permanent or periodic ventilation of the dynamic pressure bell (OFF according to water level) Incl. non-return valve, 3 m hose and T-connector	2516977	L	**209.–**
Flash light 230V AC	Optical alarm signal for connection to a switchgear. Suitable for outside installation.	2510429	L	**136.–**
Signal horn 230V AC	Acoustic alarm signal (88 dBA) for connection to a switchgear. Suitable for outside installation.	501459398	L	**81.–**
NiMh rechargeable battery, 9 V/200 mAh	Rechargeable battery to be installed in the switchgears Wilo-control MS-L and EC-L for a mains-independent alarm	2522850	L	**24.–**

You can find more accessories at the end in the chapter Electric accessories!
Attention: Switchgears are not protected against explosions and can be used only outside potentially explosive areas. If pumps are used within potentially explosive areas, onsite measures are required.

🚚 = ready for delivery, L = supply availability, C = approx. 2 weeks, K = approx. 4 weeks, A = on request, 📞 = please contact Wilo
Subject to change – all prices do not include VAT. Our General Terms of Delivery and Service apply (see www.wilo.com/legal) – valid from 01/01/2019 in Germany.

Price group: PG14

Electrical accessories – level control with float switch

Level measurement using several float switches for the different water levels, including high water alarm signal. The breakdown barrier and the Ex cutoff relays are not required except for the connection of signal transmitters in potentially explosive areas! These can also be dispensed with when the SC-L..-Ex switchgear is used!

Type	Description	Art. no.		EUR
EC-L-1x12A-DOL-MT34-WM	Microcontroller-controlled switchgear with LC display and symbol-based menu navigation for level-dependent control of a submersible pump by means of float switches or level sensor. **Note!** The operating manual are printed in the following languages: DE, EN, FR, PL, RU. All 28 languages are enclosed as PDF files on a USB stick. For installation and commissioning, **a notebook or tablet may be required.**	2543210	L	**886.–**
EC-L-1x12A-DOL-MT34-WM-EMS	Microcontroller-controlled switchgear with LC display and symbol-based menu navigation for level-dependent control of a submersible pump by means of float switches or level sensor. WITHOUT main switch, mains isolator must be provided by the customer! **Note!** The operating manual are printed in the following languages: DE, EN, FR, PL, RU. All 28 languages are enclosed as PDF files on a USB stick. For installation and commissioning, **a notebook or tablet may be required.**	2543211	L	**806.–**
EC-L-2x12A-DOL-MT34-WM	Microcontroller-controlled switchgear with LC display and symbol-based menu navigation for level-dependent control of submersible pumps by means of float switches or level sensor. **Note!** The operating manual are printed in the following languages: DE, EN, FR, PL, RU. All 28 languages are enclosed as PDF files on a USB stick. For installation and commissioning, **a notebook or tablet may be required.**	2543220	L	**1 399.–**
EC-L-2x12A-DOL-MT34-WM-EMS	Microcontroller-controlled switchgear with LC display and symbol-based menu navigation for level-dependent control of submersible pumps by means of float switches or level sensor. WITHOUT main switch, mains isolator must be provided by the customer! **Note!** The operating manual are printed in the following languages: DE, EN, FR, PL, RU. All 28 languages are enclosed as PDF files on a USB stick. For installation and commissioning, **a notebook or tablet may be required.**	2543221	L	**1 230.–**
SC-L-1x24A-T34-SD-WM	Microprocessor-controlled switchgear for level-dependent control of one submersible motor pump via level sensor or float switches.	2538956	K	**3 079.–**
SC-L-1x32A-T34-SD-WM	Microprocessor-controlled switchgear for level-dependent control of one submersible motor pump via level sensor or float switches.	2538960	K	**3 558.–**
SC-L-2x24A-T34-SD-WM	Microprocessor-controlled switchgear for level-dependent control of two submersible motor pumps via level sensor or float switches.	2538957	C	**3 567.–**
SC-L-2x32A-T34-SD-WM	Microprocessor-controlled switchgear for level-dependent control of two submersible motor pumps via level sensor or float switches.	2538961	K	**4 185.–**
Float switch MS1 with 10 m cable	Signal transmitters for aggressive fluids and fluids containing faeces up to the max. temperature of 80 °C. Switching: up "ON"/down "OFF".	2004593	L	**110.–**
Ex-rated cut-off relay (2-circuit)	Ex cut-off relay for the connection of 2 float switches for level control in explosive atmospheres.	2513059	L	**699.–**
Ex-rated cut-off relay (3-circuit)	Ex cut-off relay for the connection of 3 float switches for level control in explosive atmospheres.	2510698	A	**881.–**
Ex-rated cut-off relay (4-circuit)	Ex cut-off relay for the connection of 4 float switches for level control in explosive atmospheres.	2510699	K	**827.–**
Ex-rated cut-off relay (5-circuit)	Ex cut-off relay for the connection of 5 float switches for level control in explosive atmospheres.	2510674	A	**1 117.–**
Flash light 230V AC	Optical alarm signal for connection to a switchgear. Suitable for outside installation.	2510429	L	**136.–**
Signal horn 230V AC	Acoustic alarm signal (88 dBA) for connection to a switchgear. Suitable for outside installation.	501459398	L	**81.–**
NiMh rechargeable battery, 9 V/200 mAh	Rechargeable battery to be installed in the switchgears Wilo-control MS-L and EC-L for a mains-independent alarm	2522850	L	**24.–**
Communication module GSM (SC)	Additional module for equipping the switchgear series SC/SCe for dialling into GSM mobile phone networks.	2542216	C	**430.–**
GSM/GPRS Aerial with cable 15 m	Plastic coated antenna including angle bracket for outdoor installation and shielded antenna cable with FME plug.	2533864	K	**424.–**
GSM/GPRS Aerial with cable 10 m	Plastic coated antenna including angle bracket for outdoor installation and shielded antenna cable with FME plug.	2533863	K	**383.–**
GSM/GPRS Aerial with cable 2.5 m	Flexible antenna with plastic coating, magnetic stand and shielded aerial cable with FEM plug.	2533862	K	**127.–**

You can find more accessories at the end in the chapter Electric accessories!

Attention: Switchgears are not protected against explosions and can be used only outside potentially explosive areas. If pumps are used within potentially explosive areas, onsite measures are required.

= ready for delivery, L = supply availability, C = approx. 2 weeks, K = approx. 4 weeks, A = on request, = please contact Wilo

Subject to change – all prices do not include VAT. Our General Terms of Delivery and Service apply (see www.wilo.com/legal) – valid from 01/01/2019 in Germany.

Price group: PG14

Electrical accessories – level control with level sensor

Level measurement using a level sensor with various measurement ranges, including high water alarm and dry-running protection. The breakdown barrier and the Ex cut-off relays are not required except for the connection of signal transmitters in potentially explosive areas! These can also be dispensed with when the SC-L..-Ex switchgear is used!

Type	Description	Art. no.		EUR
			🚚	
SC-L-1x10A-T34-DOL-WM	Microprocessor-controlled switchgear for level-dependent control of one submersible motor pump via level sensor or float switches.	2538924	K	**2 138.–**
SC-L-1x12A-T34-DOL-WM	Microprocessor-controlled switchgear for level-dependent control of one submersible motor pump via level sensor or float switches.	2538928	K	**2 166.–**
SC-L-1x24A-T34-SD-WM	Microprocessor-controlled switchgear for level-dependent control of one submersible motor pump via level sensor or float switches.	2538956	K	**3 079.–**
SC-L-1x32A-T34-SD-WM	Microprocessor-controlled switchgear for level-dependent control of one submersible motor pump via level sensor or float switches.	2538960	K	**3 558.–**
SC-L-2x10A-T34-DOL-WM	Microprocessor-controlled switchgear for level-dependent control of two submersible motor pumps via level sensor or float switches.	2538925	K	**2 461.–**
SC-L-2x12A-T34-DOL-WM	Microprocessor-controlled switchgear for level-dependent control of two submersible motor pumps via level sensor or float switches.	2538929	K	**2 515.–**
SC-L-2x24A-T34-SD-WM	Microprocessor-controlled switchgear for level-dependent control of two submersible motor pumps via level sensor or float switches.	2538957	C	**3 567.–**
SC-L-2x32A-T34-SD-WM	Microprocessor-controlled switchgear for level-dependent control of two submersible motor pumps via level sensor or float switches.	2538961	K	**4 185.–**
Level sensor 0–1 mWS, with 10 m cable	Signal transmitter with ATEX approval for fluids containing faeces with a max. temperature of 60°C. Output signal: 4...20 mA	2519924	L	**428.–**
Level sensor 0–1 mWS, with 30 m cable	Signal transmitter with ATEX approval for fluids containing faeces with a max. temperature of 60°C. Output signal: 4...20 mA	2519925	L	**506.–**
Level sensor 0–1 mWS, with 50 m cable	Signal transmitter with ATEX approval for fluids containing faeces with a max. temperature of 60°C. Output signal: 4...20 mA	2519926	L	**612.–**
Level sensor 0–2.5 mWS with 10 m cable	Signal transmitter with ATEX approval for fluids containing faeces with a max. temperature of 60°C. Output signal: 4...20 mA	2519921	L	**428.–**
Level sensor 0–2.5 mWS, with 30 m cable	Signal transmitter with ATEX approval for fluids containing faeces with a max. temperature of 60°C. Output signal: 4...20 mA	2519922	L	**506.–**
Level sensor 0–2.5 mWS, with 50 m cable	Signal transmitter with ATEX approval for fluids containing faeces with a max. temperature of 60°C. Output signal: 4...20 mA	2519923	L	**612.–**
Flash light 230V AC	Optical alarm signal for connection to a switchgear. Suitable for outside installation.	2510429	L	**136.–**
Signal horn 230V AC	Acoustic alarm signal (88 dBA) for connection to a switchgear. Suitable for outside installation.	501459398	L	**81.–**
Cable clamp	For the fixation of a signal transmitter in the sump. The terminal is fixed with a hook to the sump, the cable of the signal transmitter is connected and fixed by the weight of the signal transmitter.	2519927	L	**21.–**
Zener barrier	Breakdown barrier (Zener barrier) for the connection of one level sensor in an explosive atmosphere.	2541372	L	**268.–**
Communication module GSM (SC)	Additional module for equipping the switchgear series SC/SCe for dialling into GSM mobile phone networks.	2542216	C	**430.–**

You can find more accessories at the end in the chapter Electric accessories!
Attention: Switchgears are not protected against explosions and can be used only outside potentially explosive areas. If pumps are used within potentially explosive areas, onsite measures are required.

Price group: PG14

Electrical accessories – mains-independent alarm signal

Alarm signal for detection of flooding in rooms and buildings. The alarm signal is acoustic, optical or wireless. In addition, other consumers can be controlled directly.

Type	Description	Art. no.		
			🚚	EUR
DrainAlarm 2	Network-independent alarm switchgear with optical and acoustic alarm signal and with a connection for one float switch.	2545133	L	**399.–**
DrainAlarm GSM	Network-independent alarm switchgear with optical, acoustic and wireless (per GSM) alarm signal and with a connection for one float switch.	2542911	L	**1 077.–**
Float switch MS1 with 10 m cable	Signal transmitters for aggressive fluids and fluids containing faeces up to the max. temperature of 80 °C. Switching: up “ON”/down “OFF”.	2004593	L	**110.–**
Ex-rated cut-off relay (2-circuit)	Ex cut-off relay for the connection of 2 float switches for level control in explosive atmospheres.	2513059	L	**699.–**
Flash light 230V AC	Optical alarm signal for connection to a switchgear. Suitable for outside installation.	2510429	L	**136.–**
Signal horn 230V AC	Acoustic alarm signal (88 dBA) for connection to a switchgear. Suitable for outside installation.	501459398	L	**81.–**

You can find more accessories at the end in the chapter Electric accessories!
Attention: Switchgears are not protected against explosions and can be used only outside potentially explosive areas. If pumps are used within potentially explosive areas, onsite measures are required.



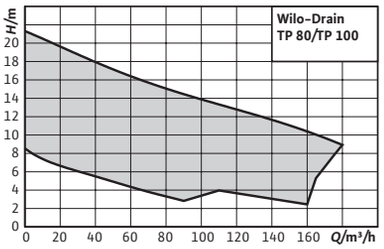

Accessories **Page**
Commissioning/maintenance 592

Wilo-Drain TP 80/TP 100

Design type
Submersible sewage pump for continuous duty for stationary and portable wet well installation, as well as stationary dry well installation.

Application
Pumping of
- → Sewage containing faeces
- → Pre-cleaned sewage without faeces and long-fibre components
- → Process water
- → Wastewater

Special features/product advantages
- → Self-cooling motor for use in wet well and dry well installation
- → Corrosion-resistant stainless steel motor housing made of 1.4404
- → Patented clogging-free hydraulics
- → Longitudinally watertight cable inlet
- → Lightweight

Scope of delivery
- → Pump ready for connection with 10 m connection cable (bare cable end)
- → Installation and operating instructions

Ordering information

Drain TP 80/TP 100	Pressure port	Rated power	Connection cable length	Mains connection	Explosion protection	Art. no.		
Type		P_2 kW	m		*ATEX*			EUR
80E160/17	DN 80	1.70	10	3~400 V, 50 Hz	yes	6043950	L	**3 868.–**
80E170/21	DN 80	2.10	10	3~400 V, 50 Hz	yes	6043957	L	**4 161.–**
80E190/29	DN 80	2.90	10	3~400 V, 50 Hz	yes	6043963	L	**4 340.–**
80E210/37	DN 80	3.70	10	3~400 V, 50 Hz	yes	6043971	L	**4 608.–**
80E230/40	DN 80	4.00	10	3~400 V, 50 Hz	yes	6043983	L	**5 106.–**
100E190/39	DN 100	3.90	10	3~400 V, 50 Hz	yes	2008469	L	**5 710.–**
100E210/52	DN 100	5.20	10	3~400 V, 50 Hz	yes	2003559	L	**6 007.–**
100E230/70	DN 100	7.00	10	3~400 V, 50 Hz	yes	2003561	L	**6 777.–**
100E250/84	DN 100	8.40	10	3~400 V, 50 Hz	yes	2003563	L	**7 410.–**

= ready for delivery, L = supply availability, C = approx. 2 weeks, K = approx. 4 weeks, A = on request, = please contact Wilo
Subject to change – all prices do not include VAT. Our General Terms of Delivery and Service apply (see www.wilo.com/legal) – valid from 01/01/2019 in Germany.

Installation drawing stationary wet well installation

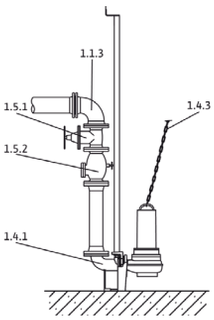

1.1.3 90° pipe bend
1.4.1 Suspension unit
1.4.3 Chain
1.5.1 Shut-off valve
1.5.2 Non-return valve

Price group: PG14

Accessories for stationary wet well installation DN 80

Type	Reference number	Description	Art. no.		EUR
Suspension unit TP 80	1.4.1	Made of EN-GJL-250, painted, with free passage in DN 80, foot elbow including pump holder, profile joint, installation and floor fixation accessories and double-pipe guide pipe bracket (42.4x3.25 mm) without guide pipes.	2029039	L	**474.–**
Non-return valve DN 80	1.5.2	made of EN-GJL-250, according to DIN EN 12050-4, including 1 set mounting accessories	2017168	L	**323.–**
Gate valve DN 80	1.5.1	made of EN-GJL-250, including 1 set mounting accessories	2017162	L	**292.–**
90° pipe elbow DN 80	1.1.3	Made of EN-GJS-400-15, with 2 flanges, including 1 set of mounting accessories	2012064	L	**197.–**
Chain set PCS-CE, stainless steel, 400 kg, 5 m	1.4.3	As chain sling with 2 shackles in 1.4401 stainless steel. Bearing capacity: 400 kg	6063136	L	**397.–**
Chain set PCS-CE, stainless steel, 400 kg, 10 m	1.4.3	As chain sling with 2 shackles in 1.4401 stainless steel. Bearing capacity: 400 kg	6063138	L	**626.–**
Y-piece DN 80	1.1.5	Made of steel, galvanized, flange PN 10/16 according to DIN 2501 with 2 sets of mounting accessories	2017179	L	**714.–**
Mounting accessories TP 80	1.4.12	For one flange connection, with screws, nuts and flat gasket	2012067	L	**24.–**
Mounting accessories DN 80/100, PN 10	1.4.12	For one flange connection, with screws, nuts and flat gasket	6077521	L	**26.–**

Price group: PG14

Accessories for stationary wet well installation DN 100

Type	Reference number	Description	Art. no.		EUR
Suspension unit TP 100	1.4.1	Made of EN-GJL-250, painted, with free passage in DN 100, foot elbow including pump holder, profile joint, installation and floor fixation accessories and double-pipe guide pipe bracket (48.3x3.25 mm) without guide pipes.	2029040	L	**535.–**
Non-return valve DN 100	1.5.2	made of EN-GJL-250, according to DIN EN 12050-4, including 1 set mounting accessories	2017169	L	**387.–**
Gate valve DN 100	1.5.1	made of EN-GJL-250, including 1 set mounting accessories	2017163	L	**344.–**
90° pipe elbow DN 100	1.1.3	Made of EN-GJS-400-15, with 2 flanges, including 1 set of mounting accessories	2004669	L	**237.–**
Chain set PCS-CE, stainless steel, 400 kg, 5 m	1.4.3	As chain sling with 2 shackles in 1.4401 stainless steel. Bearing capacity: 400 kg	6063136	L	**397.–**
Chain set PCS-CE, stainless steel, 400 kg, 10 m	1.4.3	As chain sling with 2 shackles in 1.4401 stainless steel. Bearing capacity: 400 kg	6063138	L	**626.–**

= ready for delivery, L = supply availability, C = approx. 2 weeks, K = approx. 4 weeks, A = on request, = please contact Wilo
Subject to change – all prices do not include VAT. Our General Terms of Delivery and Service apply (see www.wilo.com/legal) – valid from 01/01/2019 in Germany.

Price group: PG14

Accessories for stationary wet well installation DN 100

Type	Reference number	Description	Art. no.		EUR
Y-piece DN 100	1.1.5	Made of steel, galvanized, flange PN 10/16 according to DIN 2501 with 2 sets of mounting accessories	2017180	L	**852.–**
Mounting accessories TP 100	1.4.12	For one flange connection, with screws, nuts and flat gasket	2017176	L	**26.–**
Mounting accessories DN 80/100, PN 10	1.4.12	For one flange connection, with screws, nuts and flat gasket	6077521	L	**26.–**

Installation drawing portable wet well installation

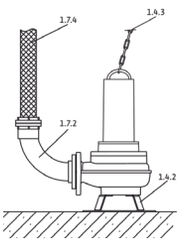

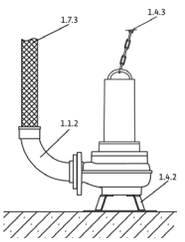

1.1.2 90° pipe bend with hose connection
1.4.2 Pump foot
1.4.3 Chain
1.7.3 Pressure hose
1.7.4 Pressure hose with Storz coupling
1.7.5 90° pipe bend with Storz coupling

Price group: PG14

Accessories for portable wet well installation DN 80

Type	Reference number	Description	Art. no.		EUR
Floor supporting foot TP 80/100, Made of stainless steel (AISI 304), including fixation material	1.4.2	Made of stainless steel (AISI 304), including fixation material	2004672	A	**425.–**
90° pipe elbow DN 80/90 mm	1.1.2	Made of stainless steel, with hose connector Ø 90 mm and male thread G 3, flange on pump side, including 1 set of mounting accessories	2017207	A	**533.–**
Fixed coupling Storz 90 mm/G 3	1.7.5	made of aluminium, Storz 90 connection, with female thread	2017203	C	**69.–**
Hose coupling Storz 90/Ø 90 mm	1.7.6	made of aluminium, with hose nozzle Ø 90 mm, incl. hose clip	2017204	C	**69.–**
Synthetic pressure hose 10 m, Ø 90 mm	1.7.3	Inside Ø 90 mm, PN 8, including 2 hose clips	2017152	A	**211.–**
Synthetic pressure hose 20 m, Ø 90 mm	1.7.3	Inside Ø 90 mm, PN 8, including 2 hose clips	2017193	C	**399.–**
Synthetic pressure hose 30 m, Ø 90 mm	1.7.3	Inside Ø 90 mm, PN 8, including 2 hose clips	2017194	A	**554.–**
Chain set PCS-CE, stainless steel, 400 kg, 5 m	1.4.3	As chain sling with 2 shackles in 1.4401 stainless steel. Bearing capacity: 400 kg	6063136	L	**397.–**
Chain set PCS-CE, stainless steel, 400 kg, 10 m	1.4.3	As chain sling with 2 shackles in 1.4401 stainless steel. Bearing capacity: 400 kg	6063138	L	**626.–**

= ready for delivery, L = supply availability, C = approx. 2 weeks, K = approx. 4 weeks, A = on request, = please contact Wilo
Subject to change – all prices do not include VAT. Our General Terms of Delivery and Service apply (see www.wilo.com/legal) – valid from 01/01/2019 in Germany.

Price group: PG14

Accessories for portable wet well installation DN 100

Type	Reference number	Description	Art. no.		EUR
Floor supporting foot TP 80/100, Made of stainless steel (AISI 304), including fixation material	1.4.2	Made of stainless steel (AISI 304), including fixation material	2004672	A	**425.–**
90° pipe elbow DN 100/110 mm	1.1.2	Made of stainless steel, with hose connector Ø 110 mm and male thread G 4, flange on pump side, including 1 set of mounting accessories	2017184	A	**669.–**
Fixed coupling Storz A/G 4	1.7.5	made of aluminium, Storz A connection, with female thread	2016161	C	**69.–**
Hose coupling Storz A/Ø 110 mm	1.7.6	made of aluminium, with hose nozzle Ø 110 mm, incl. hose clip	2004675	C	**69.–**
Synthetic pressure hose 10 m, Ø 110 mm	1.7.3	Inside Ø 110 mm, PN 8, including 2 hose clips	2017196	A	**236.–**
Synthetic pressure hose 20 m, Ø 110 mm	1.7.3	Inside Ø 110 mm, PN 8, including 2 hose clips	2017197	A	**472.–**
Synthetic pressure hose 30 m, Ø 110 mm	1.7.3	Inside Ø 110 mm, PN 8, including 2 hose clips	2017198	A	**708.–**
Chain set PCS-CE, stainless steel, 400 kg, 5 m	1.4.3	As chain sling with 2 shackles in 1.4401 stainless steel. Bearing capacity: 400 kg	6063136	L	**397.–**
Chain set PCS-CE, stainless steel, 400 kg, 10 m	1.4.3	As chain sling with 2 shackles in 1.4401 stainless steel. Bearing capacity: 400 kg	6063138	L	**626.–**

Installation drawing stationary dry well installation

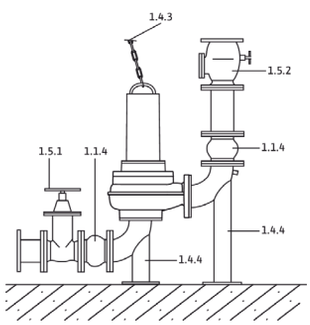

1.1.4 Compensator
1.4.3 Chain
1.4.4 Installation set
1.5.1 Shut-off valve
1.5.2 Non-return valve

Price group: PG14

Accessories for stationary dry well installation DN 80

Type	Reference number	Description	Art. no.		EUR
Installation kit TP 80	1.4.4	Made of stainless steel (AISI 304), including installation and floor fixation accessories	2036896	A	**1 751.–**
Non-return valve DN 80	1.5.2	made of EN-GJL-250, according to DIN EN 12050-4, including 1 set mounting accessories	2017168	L	**323.–**
Gate valve DN 80	1.5.1	made of EN-GJL-250, including 1 set mounting accessories	2017162	L	**292.–**
Compensator DN 80	1.1.4	Made of steel, galvanized / neoprene, length 130 mm, including mounting accessories	2017189	A	**227.–**
Chain set PCS-CE, stainless steel, 400 kg, 5 m	1.4.3	As chain sling with 2 shackles in 1.4401 stainless steel. Bearing capacity: 400 kg	6063136	L	**397.–**
Chain set PCS-CE, stainless steel, 400 kg, 10 m	1.4.3	As chain sling with 2 shackles in 1.4401 stainless steel. Bearing capacity: 400 kg	6063138	L	**626.–**

= ready for delivery, L = supply availability, C = approx. 2 weeks, K = approx. 4 weeks, A = on request, = please contact Wilo
Subject to change – all prices do not include VAT. Our General Terms of Delivery and Service apply (see www.wilo.com/legal) – valid from 01/01/2019 in Germany.

Price group: PG14

Accessories for stationary dry well installation DN 80

Type	Reference number	Description	Art. no.		
				🚚	EUR
Y-piece DN 80	1.1.5	Made of steel, galvanized, flange PN 10/16 according to DIN 2501 with 2 sets of mounting accessories	2017179	L	**714.–**
Mounting accessories TP 80	1.4.12	For one flange connection, with screws, nuts and flat gasket	2012067	L	**24.–**
Mounting accessories DN 80/100, PN 10	1.4.12	For one flange connection, with screws, nuts and flat gasket	6077521	L	**26.–**

Price group: PG14

Accessories for stationary dry well installation DN 100

Type	Reference number	Description	Art. no.		
				🚚	EUR
Installation kit TP 100	1.4.4	Made of stainless steel (AISI 304), including installation and floor fixation accessories	2026541	K	**1 950.–**
Non-return valve DN 100	1.5.2	made of EN-GJL-250, according to DIN EN 12050-4, including 1 set mounting accessories	2017169	L	**387.–**
Gate valve DN 100	1.5.1	made of EN-GJL-250, including 1 set mounting accessories	2017163	L	**344.–**
Compensator DN 100	1.1.4	Made of steel, galvanized / neoprene, length 135 mm, including mounting accessories	2017190	A	**235.–**
Chain set PCS-CE, stainless steel, 400 kg, 5 m	1.4.3	As chain sling with 2 shackles in 1.4401 stainless steel. Bearing capacity: 400 kg	6063136	L	**397.–**
Chain set PCS-CE, stainless steel, 400 kg, 10 m	1.4.3	As chain sling with 2 shackles in 1.4401 stainless steel. Bearing capacity: 400 kg	6063138	L	**626.–**
Y-piece DN 100	1.1.5	Made of steel, galvanized, flange PN 10/16 according to DIN 2501 with 2 sets of mounting accessories	2017180	L	**852.–**
Mounting accessories TP 100	1.4.12	For one flange connection, with screws, nuts and flat gasket	2017176	L	**26.–**
Mounting accessories DN 80/100, PN 10	1.4.12	For one flange connection, with screws, nuts and flat gasket	6077521	L	**26.–**

Price group: PG14

Electrical accessories – level control with dynamic pressure system

Level measurement via an open dynamic pressure system with the option of a separate dynamic pressure bell for the high water level.

Type	Description	Art. no.		
			🚚	EUR
EC-L-1x12A-DOL-MT34-WM-EMS-IPS	Microcontroller-controlled switchgear with LC display, symbol-based menu navigation and integrated pressure transducer for level-dependent control of a submersible pump by means of float switches, level sensor or immersion bell. WITHOUT main switch, mains isolator must be provided by the customer! **Note!** The operating manual are printed in the following languages: DE, EN, FR, PL, RU. All 28 languages are enclosed as PDF files on a USB stick. For installation and commissioning, **a notebook or tablet may be required.**	2543212	L	**864.–**
EC-L-2x12A-DOL-MT34-WM-EMS-IPS	Microcontroller-controlled switchgear with LC display, symbol-based menu navigation and integrated pressure transducer for level-dependent control of two submersible pumps by means of float switches, level sensor or immersion bell. WITHOUT main switch, mains isolator must be provided by the customer! **Note!** The operating manual are printed in the following languages: DE, EN, FR, PL, RU. All 28 languages are enclosed as PDF files on a USB stick. For installation and commissioning, **a notebook or tablet may be required.**	2543222	L	**1 329.–**
Dynamic pressure bell with 10 m hose	Pneumatic signal transmitter for fluids containing faeces with a max. temperature of 60°C. The signal transmitter is open in the direction of the fluid and has to be vented after each pumping-out (OFF according to time).	2516976	L	**85.–**

You can find more accessories at the end in the chapter Electric accessories!

Attention: Switchgears are not protected against explosions and can be used only outside potentially explosive areas. If pumps are used within potentially explosive areas, onsite measures are required.

🚚 = ready for delivery, L = supply availability, C = approx. 2 weeks, K = approx. 4 weeks, A = on request, 📞 = please contact Wilo

Subject to change – all prices do not include VAT. Our General Terms of Delivery and Service apply (see www.wilo.com/legal) – valid from 01/01/2019 in Germany.

Price group: PG14

Electrical accessories – level control with dynamic pressure system

Level measurement via an open dynamic pressure system with the option of a separate dynamic pressure bell for the high water level.

Type	Description	Art. no.		EUR
Bubbling-through system	Small compressor for a permanent or periodic ventilation of the dynamic pressure bell (OFF according to water level) Incl. non-return valve, 3 m hose and T-connector	2516977	L	**209.–**
Flash light 230V AC	Optical alarm signal for connection to a switchgear. Suitable for outside installation.	2510429	L	**136.–**
Signal horn 230V AC	Acoustic alarm signal (88 dBA) for connection to a switchgear. Suitable for outside installation.	501459398	L	**81.–**
NiMh rechargeable battery, 9 V/200 mAh	Rechargeable battery to be installed in the switchgears Wilo-control MS-L and EC-L for a mains-independent alarm	2522850	L	**24.–**

You can find more accessories at the end in the chapter Electric accessories!
Attention: Switchgears are not protected against explosions and can be used only outside potentially explosive areas. If pumps are used within potentially explosive areas, onsite measures are required.

Price group: PG14

Electrical accessories – level control with float switch

Level measurement using several float switches for the different water levels, including high water alarm signal. The breakdown barrier and the Ex cutoff relays are not required except for the connection of signal transmitters in potentially explosive areas! These can also be dispensed with when the SC-L..-Ex switchgear is used!

Type	Description	Art. no.		EUR
EC-L-1x12A-DOL-MT34-WM	Microcontroller-controlled switchgear with LC display and symbol-based menu navigation for level-dependent control of a submersible pump by means of float switches or level sensor. **Note!** The operating manual are printed in the following languages: DE, EN, FR, PL, RU. All 28 languages are enclosed as PDF files on a USB stick. For installation and commissioning, **a notebook or tablet may be required.**	2543210	L	**886.–**
EC-L-1x12A-DOL-MT34-WM-EMS	Microcontroller-controlled switchgear with LC display and symbol-based menu navigation for level-dependent control of a submersible pump by means of float switches or level sensor. WITHOUT main switch, mains isolator must be provided by the customer! **Note!** The operating manual are printed in the following languages: DE, EN, FR, PL, RU. All 28 languages are enclosed as PDF files on a USB stick. For installation and commissioning, **a notebook or tablet may be required.**	2543211	L	**806.–**
EC-L-2x12A-DOL-MT34-WM	Microcontroller-controlled switchgear with LC display and symbol-based menu navigation for level-dependent control of submersible pumps by means of float switches or level sensor. **Note!** The operating manual are printed in the following languages: DE, EN, FR, PL, RU. All 28 languages are enclosed as PDF files on a USB stick. For installation and commissioning, **a notebook or tablet may be required.**	2543220	L	**1 399.–**
EC-L-2x12A-DOL-MT34-WM-EMS	Microcontroller-controlled switchgear with LC display and symbol-based menu navigation for level-dependent control of submersible pumps by means of float switches or level sensor. WITHOUT main switch, mains isolator must be provided by the customer! **Note!** The operating manual are printed in the following languages: DE, EN, FR, PL, RU. All 28 languages are enclosed as PDF files on a USB stick. For installation and commissioning, **a notebook or tablet may be required.**	2543221	L	**1 230.–**
SC-L-1x19A-T34-SD-WM	Microprocessor-controlled switchgear for level-dependent control of one submersible motor pump via level sensor or float switches.	2538952	K	**2 551.–**
SC-L-2x19A-T34-SD-WM	Microprocessor-controlled switchgear for level-dependent control of two submersible motor pumps via level sensor or float switches.	2538953	C	**3 287.–**
Float switch MS1 with 10 m cable	Signal transmitters for aggressive fluids and fluids containing faeces up to the max. temperature of 80 °C. Switching: up “ON”/down “OFF”.	2004593	L	**110.–**
Ex-rated cut-off relay (2-circuit)	Ex cut-off relay for the connection of 2 float switches for level control in explosive atmospheres.	2513059	L	**699.–**
Ex-rated cut-off relay (3-circuit)	Ex cut-off relay for the connection of 3 float switches for level control in explosive atmospheres.	2510698	A	**881.–**
Ex-rated cut-off relay (4-circuit)	Ex cut-off relay for the connection of 4 float switches for level control in explosive atmospheres.	2510699	K	**827.–**

You can find more accessories at the end in the chapter Electric accessories!
Attention: Switchgears are not protected against explosions and can be used only outside potentially explosive areas. If pumps are used within potentially explosive areas, onsite measures are required.

= ready for delivery, L = supply availability, C = approx. 2 weeks, K = approx. 4 weeks, A = on request, = please contact Wilo
Subject to change – all prices do not include VAT. Our General Terms of Delivery and Service apply (see www.wilo.com/legal) – valid from 01/01/2019 in Germany.

Price group: PG14

Electrical accessories – level control with float switch

Level measurement using several float switches for the different water levels, including high water alarm signal. The breakdown barrier and the Ex cutoff relays are not required except for the connection of signal transmitters in potentially explosive areas! These can also be dispensed with when the SC-L..-Ex switchgear is used!

Type	Description	Art. no.		
			🚚	EUR
Ex-rated cut-off relay (5-circuit)	Ex cut-off relay for the connection of 5 float switches for level control in explosive atmospheres.	2510674	A	**1 117.-**
Flash light 230V AC	Optical alarm signal for connection to a switchgear. Suitable for outside installation.	2510429	L	**136.-**
Signal horn 230V AC	Acoustic alarm signal (88 dBA) for connection to a switchgear. Suitable for outside installation.	501459398	L	**81.-**
Communication module GSM (SC)	Additional module for equipping the switchgear series SC/SCe for dialling into GSM mobile phone networks.	2542216	C	**430.-**
GSM/GPRS Aerial with cable 2.5 m	Flexible antenna with plastic coating, magnetic stand and shielded aerial cable with FME plug.	2533862	K	**127.-**
GSM/GPRS Aerial with cable 10 m	Plastic coated antenna including angle bracket for outdoor installation and shielded antenna cable with FME plug.	2533863	K	**383.-**
GSM/GPRS Aerial with cable 15 m	Plastic coated antenna including angle bracket for outdoor installation and shielded antenna cable with FME plug.	2533864	K	**424.-**
NiMh rechargeable battery, 9 V/200 mAh	Rechargeable battery to be installed in the switchgears Wilo-control MS-L and EC-L for a mains-independent alarm	2522850	L	**24.-**

You can find more accessories at the end in the chapter Electric accessories!
Attention: Switchgears are not protected against explosions and can be used only outside potentially explosive areas. If pumps are used within potentially explosive areas, onsite measures are required.

Price group: PG14

Electrical accessories – level control with level sensor

Level measurement using a level sensor with various measurement ranges, including high water alarm and dry-running protection. The breakdown barrier and the Ex cut-off relays are not required except for the connection of signal transmitters in potentially explosive areas! These can also be dispensed with when the SC-L..-Ex switchgear is used!

Type	Description	Art. no.		
			🚚	EUR
EC-L-1x12A-DOL-MT34-WM	Microcontroller-controlled switchgear with LC display and symbol-based menu navigation for level-dependent control of a submersible pump by means of float switches or level sensor. **Note!** The operating manual are printed in the following languages: DE, EN, FR, PL, RU. All 28 languages are enclosed as PDF files on a USB stick. For installation and commissioning, **a notebook or tablet may be required.**	2543210	L	**886.-**
EC-L-1x12A-DOL-MT34-WM-EMS	Microcontroller-controlled switchgear with LC display and symbol-based menu navigation for level-dependent control of a submersible pump by means of float switches or level sensor. WITHOUT main switch, mains isolator must be provided by the customer! **Note!** The operating manual are printed in the following languages: DE, EN, FR, PL, RU. All 28 languages are enclosed as PDF files on a USB stick. For installation and commissioning, **a notebook or tablet may be required.**	2543211	L	**806.-**
EC-L-2x12A-DOL-MT34-WM	Microcontroller-controlled switchgear with LC display and symbol-based menu navigation for level-dependent control of submersible pumps by means of float switches or level sensor. **Note!** The operating manual are printed in the following languages: DE, EN, FR, PL, RU. All 28 languages are enclosed as PDF files on a USB stick. For installation and commissioning, **a notebook or tablet may be required.**	2543220	L	**1 399.-**
EC-L-2x12A-DOL-MT34-WM-EMS	Microcontroller-controlled switchgear with LC display and symbol-based menu navigation for level-dependent control of submersible pumps by means of float switches or level sensor. WITHOUT main switch, mains isolator must be provided by the customer! **Note!** The operating manual are printed in the following languages: DE, EN, FR, PL, RU. All 28 languages are enclosed as PDF files on a USB stick. For installation and commissioning, **a notebook or tablet may be required.**	2543221	L	**1 230.-**
SC-L-1x19A-T34-SD-WM	Microprocessor-controlled switchgear for level-dependent control of one submersible motor pump via level sensor or float switches.	2538952	K	**2 551.-**

You can find more accessories at the end in the chapter Electric accessories!
Attention: Switchgears are not protected against explosions and can be used only outside potentially explosive areas. If pumps are used within potentially explosive areas, onsite measures are required.

🚚 = ready for delivery, L = supply availability, C = approx. 2 weeks, K = approx. 4 weeks, A = on request, 📞 = please contact Wilo
Subject to change – all prices do not include VAT. Our General Terms of Delivery and Service apply (see www.wilo.com/legal) – valid from 01/01/2019 in Germany.

Price group: PG14

Electrical accessories – level control with level sensor

Level measurement using a level sensor with various measurement ranges, including high water alarm and dry-running protection. The breakdown barrier and the Ex cut-off relays are not required except for the connection of signal transmitters in potentially explosive areas! These can also be dispensed with when the SC-L..-Ex switchgear is used!

Type	Description	Art. no.		EUR
			🚚	
SC-L-2x19A-T34-SD-WM	Microprocessor-controlled switchgear for level-dependent control of two submersible motor pumps via level sensor or float switches.	2538953	C	**3 287.–**
Level sensor 0–1 mWS, with 10 m cable	Signal transmitter with ATEX approval for fluids containing faeces with a max. temperature of 60°C. Output signal: 4...20 mA	2519924	L	**428.–**
Level sensor 0–1 mWS, with 30 m cable	Signal transmitter with ATEX approval for fluids containing faeces with a max. temperature of 60°C. Output signal: 4...20 mA	2519925	L	**506.–**
Level sensor 0–1 mWS, with 50 m cable	Signal transmitter with ATEX approval for fluids containing faeces with a max. temperature of 60°C. Output signal: 4...20 mA	2519926	L	**612.–**
Level sensor 0–2.5 mWS with 10 m cable	Signal transmitter with ATEX approval for fluids containing faeces with a max. temperature of 60°C. Output signal: 4...20 mA	2519921	L	**428.–**
Level sensor 0–2.5 mWS, with 30 m cable	Signal transmitter with ATEX approval for fluids containing faeces with a max. temperature of 60°C. Output signal: 4...20 mA	2519922	L	**506.–**
Level sensor 0–2.5 mWS, with 50 m cable	Signal transmitter with ATEX approval for fluids containing faeces with a max. temperature of 60°C. Output signal: 4...20 mA	2519923	L	**612.–**
Flash light 230V AC	Optical alarm signal for connection to a switchgear. Suitable for outside installation.	2510429	L	**136.–**
Signal horn 230V AC	Acoustic alarm signal (88 dBA) for connection to a switchgear. Suitable for outside installation.	501459398	L	**81.–**
Cable clamp	For the fixation of a signal transmitter in the sump. The terminal is fixed with a hook to the sump, the cable of the signal transmitter is connected and fixed by the weight of the signal transmitter.	2519927	L	**21.–**
Zener barrier	Breakdown barrier (Zener barrier) for the connection of one level sensor in an explosive atmosphere.	2541372	L	**268.–**
Communication module GSM (SC)	Additional module for equipping the switchgear series SC/SCe for dialling into GSM mobile phone networks.	2542216	C	**430.–**
GSM/GPRS Aerial with cable 2.5 m	Flexible antenna with plastic coating, magnetic stand and shielded aerial cable with FEM plug.	2533862	K	**127.–**
GSM/GPRS Aerial with cable 10 m	Plastic coated antenna including angle bracket for outdoor installation and shielded antenna cable with FME plug.	2533863	K	**383.–**
GSM/GPRS Aerial with cable 15 m	Plastic coated antenna including angle bracket for outdoor installation and shielded antenna cable with FME plug.	2533864	K	**424.–**
NiMh rechargeable battery, 9 V/200 mAh	Rechargeable battery to be installed in the switchgears Wilo-control MS-L and EC-L for a mains-independent alarm	2522850	L	**24.–**

You can find more accessories at the end in the chapter Electric accessories!
Attention: Switchgears are not protected against explosions and can be used only outside potentially explosive areas. If pumps are used within potentially explosive areas, onsite measures are required.

Price group: PG14

Electrical accessories – mains-independent alarm signal

Alarm signal for detection of flooding in rooms and buildings. The alarm signal is acoustic, optical or wireless. In addition, other consumers can be controlled directly.

Type	Description	Art. no.		EUR
			🚚	
DrainAlarm 2	Network-independent alarm switchgear with optical and acoustic alarm signal and with a connection for one float switch.	2545133	L	**399.–**
DrainAlarm GSM	Network-independent alarm switchgear with optical, acoustic and wireless (per GSM) alarm signal and with a connection for one float switch.	2542911	L	**1 077.–**

You can find more accessories at the end in the chapter Electric accessories!
Attention: Switchgears are not protected against explosions and can be used only outside potentially explosive areas. If pumps are used within potentially explosive areas, onsite measures are required.

🚚 = ready for delivery, L = supply availability, C = approx. 2 weeks, K = approx. 4 weeks, A = on request, 📞 = please contact Wilo
Subject to change – all prices do not include VAT. Our General Terms of Delivery and Service apply (see www.wilo.com/legal) – valid from 01/01/2019 in Germany.

Price group: PG14

Electrical accessories – mains-independent alarm signal

Alarm signal for detection of flooding in rooms and buildings. The alarm signal is acoustic, optical or wireless. In addition, other consumers can be controlled directly.

Type	Description	Art. no.		EUR
Float switch MS1 with 10 m cable	Signal transmitters for aggressive fluids and fluids containing faeces up to the max. temperature of 80 °C. Switching: up “ON”/down “OFF”.	2004593	L	**110.–**
Ex-rated cut-off relay (2-circuit)	Ex cut-off relay for the connection of 2 float switches for level control in explosive atmospheres.	2513059	L	**699.–**
Flash light 230V AC	Optical alarm signal for connection to a switchgear. Suitable for outside installation.	2510429	L	**136.–**
Signal horn 230V AC	Acoustic alarm signal (88 dBA) for connection to a switchgear. Suitable for outside installation.	501459398	L	**81.–**

You can find more accessories at the end in the chapter Electric accessories!
Attention: Switchgears are not protected against explosions and can be used only outside potentially explosive areas. If pumps are used within potentially explosive areas, onsite measures are required.



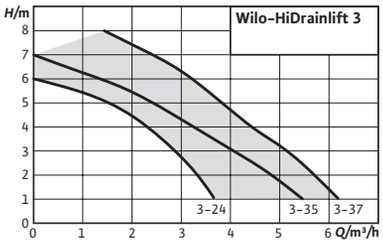

Accessories	Page
Commissioning/maintenance	592

Wilo-HiDrainlift 3

Design type
Small sewage lifting unit for floor-mounted installation

Application
Pumping of pre-cleaned sewage without faeces (according to DIN EN 12050-2) that cannot be piped to the sewer system through the use of natural falls.

Scope of delivery
- → Ready for connection wastewater lifting unit with macerator, active carbon filter and integrated non-return valves
- → Installation and operating instructions
- → Connection set for inlet and pressure pipes

Special features/product advantages
- → Very compact construction for installation in a wet area or under the shower tray (HiDrainlift 3-24)
- → Low-noise operation and installed active carbon filter for high user comfort
- → Reliable capacity and low electricity consumption for efficient wastewater disposal
- → Simple installation with flexible connection options
- → Systems ready for connection (HiDrainlift 3-35 and HiDrainlift 3-37)

Notice
Changed dimensions to previous model

Price group: PG7

Ordering information

HiDrainlift 3	Width without packaging	Height without packaging	Overall length	Net weight, approx.	Mains connection	Art. no.		
Type	*L* mm	*H* mm	*L* mm	*m* kg			🚚	EUR
24	177	188	372	4	1~230 V, 50 Hz	4191678	L	**491.-**
35	186	353	622	5	1~230 V, 50 Hz	4191679	L	**576.-**
37	186	353	622	6	1~230 V, 50 Hz	4191680	L	**610.-**

🚚 = ready for delivery, L = supply availability, C = approx. 2 weeks, K = approx. 4 weeks, A = on request, 📞 = please contact Wilo
Subject to change – all prices do not include VAT. Our General Terms of Delivery and Service apply (see www.wilo.com/legal) – valid from 01/01/2019 in Germany.

Price group: PG14

Electrical accessories – mains-independent alarm signal

Alarm signal for detection of flooding in rooms and buildings. The alarm signal is acoustic, optical or wireless. In addition, other consumers can be controlled directly.

Type	Description	Art. no.		EUR
Small alarm switchgear KAS	Network-independent small alarm switchgear in ISO plug housing with shock-proof plug, acoustic alarm signal and attached electrode with 3 m cable for level measurement.	501534094	L	**343.–**
AlarmControl 1	Network-independent alarm system with shock-proof plug, acoustic alarm signal and attached mini-floater switch with 3 m cable for level measurement.	2522846	L	**134.–**
AlarmControl 2	Network-independent alarm system with shock-proof adapter plug for the direct connection of a consumer, acoustic alarm signal and attached mini-floater switch with 3 m cable for level measurement.	2522847	L	**166.–**

You can find more accessories at the end in the chapter Electric accessories!
Attention: Switchgears are not protected against explosions and can be used only outside potentially explosive areas. If pumps are used within potentially explosive areas, onsite measures are required.



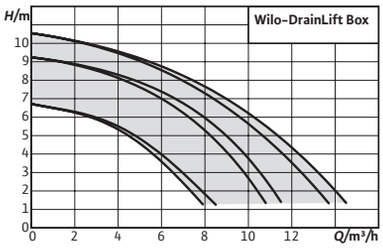

Accessories **Page**
Commissioning/maintenance 592

Wilo-DrainLift Box

Design type
Small drainage lifting unit for concealed floor installation

Application
Pumping of pre-cleaned sewage without faeces (according to DIN EN 12050-2) that cannot be piped to the sewer system through the use of natural falls.

Scope of delivery
Pump ready for connection with attached float switch in impact-resistant plastic container for concealed floor installation. Completely ready for operation with pressure pipe and non-return valve already installed. Pump cable (5 m or 10 m long) with mounted shock-proof plug. Installation and operating instructions.

Special features/product advantages
→ Easy to install due to integrated pump and non-return valve
→ The large tank volume ensures a low number of switching processes
→ Easy maintenance
→ Stainless steel tile frame with trap

Price group: PG7

Ordering information

DrainLift Box	Description	Volume	Switching volume	Mains connection	Art. no.		
Type		*V* l	*V* l				EUR
32/8	Integrated pump with non-return valve, cover with floor drain and tile frame.	113	26	1~230 V, 50 Hz	2521820	L	**1 112.–**
32/8D	Two integrated pumps with non-return valve, cover with floor drain and tile frame.	113	24	1~230 V, 50 Hz	2546470	A	**1 600.–**
32/9DS	Two integrated pumps with non-return valve, cover with floor drain and tile frame. Pump control via switchgear and separate float switch.	113	30	1~230 V, 50 Hz	2546471	A	**2 242.–**
32/11	Integrated pump with non-return valve, cover with floor drain and tile frame.	113	24	1~230 V, 50 Hz	2521821	L	**1 431.–**
32/11D	Two integrated pumps with non-return valve, cover with floor drain and tile frame.	113	22	1~230 V, 50 Hz	2546472	A	**1 994.–**
32/11DS	Two integrated pumps with non-return valve, cover with floor drain and tile frame. Pump control via switchgear and separate float switch.	113	31	1~230 V, 50 Hz	2546473	A	**2 637.–**

= ready for delivery, L = supply availability, C = approx. 2 weeks, K = approx. 4 weeks, A = on request, = please contact Wilo
Subject to change – all prices do not include VAT. Our General Terms of Delivery and Service apply (see www.wilo.com/legal) – valid from 01/01/2019 in Germany.

Price group: PG7

Ordering information

DrainLift Box Type	Description	Volume V l	Switching volume V l	Mains connection	Art. no.		EUR
40/10	Integrated pump with non-return valve, cover with floor drain and tile frame.	113	29	1~230 V, 50 Hz	2521822	L	**1 484.–**
40/10D	Two integrated pumps with non-return valve, cover with floor drain and tile frame.	113	27	1~230 V, 50 Hz	2546474	A	**2 260.–**
40/10DS	Two integrated pumps with non-return valve, cover with floor drain and tile frame. Pump control via switchgear and separate float switch.	113	29	1~230 V, 50 Hz	2546475	A	**2 903.–**

Price group: PG14

Mechanical accessories

Type	Description	Art. no.		EUR
Collar	Collar for securing the baseplate against pressing ground water, with corrosion-resistant clamps.	2546476	L	**47.–**

Price group: PG14

Electrical accessories – mains-independent alarm signal

Alarm signal for detection of flooding in rooms and buildings. The alarm signal is acoustic, optical or wireless. In addition, other consumers can be controlled directly.

Type	Description	Art. no.		EUR
Small alarm switchgear KAS	Network-independent small alarm switchgear in ISO plug housing with shock-proof plug, acoustic alarm signal and attached electrode with 3 m cable for level measurement.	501534094	L	**343.–**
AlarmControl 1	Network-independent alarm system with shock-proof plug, acoustic alarm signal and attached mini-floater switch with 3 m cable for level measurement.	2522846	L	**134.–**
AlarmControl 2	Network-independent alarm system with shock-proof adapter plug for the direct connection of a consumer, acoustic alarm signal and attached mini-floater switch with 3 m cable for level measurement.	2522847	L	**166.–**

You can find more accessories at the end in the chapter Electric accessories!
Attention: Switchgears are not protected against explosions and can be used only outside potentially explosive areas. If pumps are used within potentially explosive areas, onsite measures are required.





Accessories **Page**
Commissioning/maintenance 592

Wilo-HiSewlift 3

Design type
Small sewage lifting unit with macerator

Application
Pumping of sewage containing faeces (according to DIN EN 12050-1) that cannot be piped to the sewer system through the use of natural falls.

Scope of delivery
- → Ready for connection sewage lifting unit with macerator, active carbon filter and integrated non-return valves
- → Installation and operating instructions
- → Connection set for inlet and pressure pipes

Special features/product advantages
- → HiSewlift 3-I35 in particularly narrow version (less than 149 mm width) for a simple front-wall installation
- → Low-noise operation and installed active carbon filter for high user comfort
- → Reliable capacity and low electricity consumption for efficient sewage disposal
- → Simple installation with flexible connection options
- → Ready for connection

Notice
Changed dimensions to previous model

Price group: PG7

Ordering information

HiSewlift 3	Width without packaging	Height without packaging	Overall length	Net weight, approx.	Mains connection	Art. no.		
Type	*L* mm	*H* mm	*L* mm	*m* kg				EUR
15	243	353	511	6	1~230 V, 50 Hz	4191675	L	**541.–**
35	243	353	622	6	1~230 V, 50 Hz	4191677	L	**638.–**
I35	149	378	520	5	1~230 V, 50 Hz	4191674	L	**820.–**

= ready for delivery, L = supply availability, C = approx. 2 weeks, K = approx. 4 weeks, A = on request, = please contact Wilo
Subject to change – all prices do not include VAT. Our General Terms of Delivery and Service apply (see www.wilo.com/legal) – valid from 01/01/2019 in Germany.

Price group: PG14

Electrical accessories – mains-independent alarm signal

Alarm signal for detection of flooding in rooms and buildings. The alarm signal is acoustic, optical or wireless. In addition, other consumers can be controlled directly.

Type	Description	Art. no.		EUR
Small alarm switchgear KAS	Network-independent small alarm switchgear in ISO plug housing with shock-proof plug, acoustic alarm signal and attached electrode with 3 m cable for level measurement.	501534094	L	**343.–**
AlarmControl 1	Network-independent alarm system with shock-proof plug, acoustic alarm signal and attached mini-floater switch with 3 m cable for level measurement.	2522846	L	**134.–**
AlarmControl 2	Network-independent alarm system with shock-proof adapter plug for the direct connection of a consumer, acoustic alarm signal and attached mini-floater switch with 3 m cable for level measurement.	2522847	L	**166.–**

You can find more accessories at the end in the chapter Electric accessories!
Attention: Switchgears are not protected against explosions and can be used only outside potentially explosive areas. If pumps are used within potentially explosive areas, onsite measures are required.



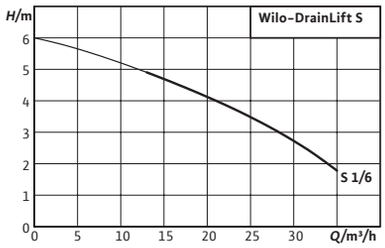

Accessories	Page
Commissioning/maintenance	592

Wilo-DrainLift S

Design type
Compact sewage lifting unit as single pump system

Application
Pumping of sewage containing faeces (according to DIN EN 12050-1) that cannot be returned to the sewer system using natural falls, and backflow resistant drainage of discharge points below the backflow level (according to DIN EN 12056-1).

Scope of delivery
Sewage lifting unit ready for connection with connected switchgear and plug:
- → Switchgear with mains-independent alarm and plug:
- → 1x inlet seal DN 100
- → 1x hole saw for inlet connection DN 100

Special features/product advantages
- → Space-saving installation
- → Easy to install thanks to an integrated non-return valve (type “RV”)
- → Flexible due to free selection of inlets
- → Reduced residual water volume

- → 1x non-return valve DN 80 (version “RV”)
- → 1x collar for connection of diaphragm hand pump or inlet connection Ø50 mm
- → 1x collar for ventilation connection DN 70
- → 3x sound absorption strips for sound insulation installation
- → Fixation material
- → Installation and operating instructions

Price group: PG7

Ordering information

DrainLift S	Volume	Pressure port	Mains connection	Art. no.		
Type	*V* l				🚚	EUR
1/6M	45	DN 80	1~230 V, 50 Hz	2544860	L	**1 693.–**
1/6M RV	45	DN 80	1~230 V, 50 Hz	2544876	L	**2 046.–**
1/6T	45	DN 80	3~400 V, 50 Hz	2544861	L	**1 727.–**
1/6T RV	45	DN 80	3~400 V, 50 Hz	2544877	L	**2 254.–**

🚚 = ready for delivery, L = supply availability, C = approx. 2 weeks, K = approx. 4 weeks, A = on request, 📞 = please contact Wilo
Subject to change – all prices do not include VAT. Our General Terms of Delivery and Service apply (see www.wilo.com/legal) – valid from 01/01/2019 in Germany.

Price group: PG14

Mechanical accessories

Type	Description	Art. no.		EUR
			🚚	
Gate valve DN 80	made of EN-GJL-250, including 1 set mounting accessories	2017162	L	**292.–**
Flange connectors DN 80	Made of PUR, with hose, hose clips and mounting accessories	2511595	L	**184.–**
Gate valve DN 100	made of EN-GJL-250, including 1 set mounting accessories	2017163	L	**344.–**
Gate valve DN 100	Made out of PVC, with solid pipe ends DN 100	2529808	L	**444.–**
Flange connectors DN 100	Made of PUR, with hose, hose clips and mounting accessories	2511597	L	**191.–**
Diaphragm hand pump	Connection on both sides, female thread Rp 1½	2060166	L	**297.–**
3-way shut-off ball cock Rp 1½	made of brass, chrome-plated, 3x connections with female thread	2511607	L	**222.–**
Inlet seal DN 100	Seal made of NBR, for additional inlet DN 100	2522672	L	**53.–**
Mounting accessories DN 80/100, PN 10	For one flange connection, with screws, nuts and flat gasket	6077521	L	**26.–**

Price group: PG14

Electrical accessories – mains-independent alarm signal

Alarm signal for detection of flooding in rooms and buildings. The alarm signal is acoustic, optical or wireless. In addition, other consumers can be controlled directly.

Type	Description	Art. no.		EUR
			🚚	
DrainAlarm 2	Network-independent alarm switchgear with optical and acoustic alarm signal and with a connection for one float switch.	2545133	L	**399.–**
DrainAlarm GSM	Network-independent alarm switchgear with optical, acoustic and wireless (per GSM) alarm signal and with a connection for one float switch.	2542911	L	**1 077.–**
Flash light 230V AC	Optical alarm signal for connection to a switchgear. Suitable for outside installation.	2510429	L	**136.–**
Signal horn 230V AC	Acoustic alarm signal (88 dBA) for connection to a switchgear. Suitable for outside installation.	501459398	L	**81.–**
SmartHome wireless alarm transmitter	Mains-independent radio transmitter (battery operated) with a digital connection of potential-free contacts for wireless transmission of alarm messages to the “wibutler” in SmartHome applications.	6078632	A	**272.–**

You can find more accessories at the end in the chapter Electric accessories!
Attention: Switchgears are not protected against explosions and can be used only outside potentially explosive areas. If pumps are used within potentially explosive areas, onsite measures are required.



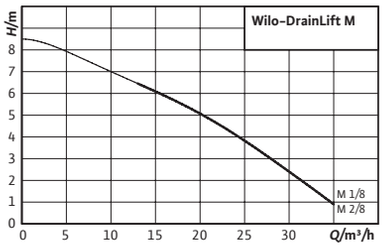

Accessories	Page
Commissioning/maintenance	592

Wilo-DrainLift M

Design type
Sewage lifting unit as single pump system or double-pump system

Application
Pumping of sewage containing faeces (according to DIN EN 12050-1) that cannot be returned to the sewer system using natural falls, and backflow resistant drainage of discharge points below the backflow level (according to DIN EN 12056-1).

Scope of delivery
Connection-ready sewage lifting unit, including:
- → Switchgear with mains-independent alarm and plug:
- → 1x inlet seal DN 100
- → 1x hole saw for inlet DN 100
- → 1x lip seal for connection of diaphragm hand pump or inlet connection Ø 50 mm
- → 1x collar for ventilation connection DN 70

Special features/product advantages
- → Space-saving installation
- → Easy-to-install thanks to low weight and large scope of delivery
- → Flexible due to free selection of inlets
- → Operationally reliable with integrated thermic motor protection and mains-independent alarm

- → 1x flange connector DN 80/100 with flat gasket, flexible hose section and fixing material for discharge pipe connection DN 100
- → 1x DN 80 non-return valve (only for M1/8RV and M2/8)
- → Sound absorption strips for sound insulation installation
- → 9 V rechargeable battery
- → Fixation material
- → Installation and operating instructions

Price group: PG7

Ordering information

DrainLift M	Volume	Pressure port	Art. no. 1~230 V, 50 Hz			Art. no. 3~400 V, 50 Hz		
Type	*V* l				EUR			EUR
1/8	62	DN 80	2528650	L	**2 286.–**	2528651	L	**2 413.–**
1/8 RV	62	DN 80	2528940	L	**2 497.–**	2528941	L	**2 623.–**
2/8 RV	115	DN 80	2531400	L	**5 600.–**	2531401	L	**5 489.–**

= ready for delivery, L = supply availability, C = approx. 2 weeks, K = approx. 4 weeks, A = on request, = please contact Wilo
Subject to change – all prices do not include VAT. Our General Terms of Delivery and Service apply (see www.wilo.com/legal) – valid from 01/01/2019 in Germany.

Price group: PG14

Mechanical accessories

Type	Description	Art. no.		
			🚚	EUR
Gate valve DN 80	made of EN-GJL-250, including 1 set mounting accessories	2017162	L	**292.–**
Flange connectors DN 80	Made of PUR, with hose, hose clips and mounting accessories	2511595	L	**184.–**
Gate valve DN 100	made of EN-GJL-250, including 1 set mounting accessories	2017163	L	**344.–**
Gate valve DN 100	Made out of PVC, with solid pipe ends DN 100	2529808	L	**444.–**
Flange connectors DN 100	Made of PUR, with hose, hose clips and mounting accessories	2511597	L	**191.–**
Gate valve DN 150	made of EN-GJL-250, including 1 set mounting accessories	2017164	L	**570.–**
Gate valve DN 150	made out of PVC, with solid pipe ends DN 150	2529809	L	**779.–**
Flange connectors DN 150	Made of PUR, with hose, hose clips and mounting accessories	2511598	L	**212.–**
Inlet seal DN 100	Seal made of NBR, for additional inlet DN 100	2522672	L	**53.–**
Inlet seal set DN 150	Gasket made of NBR, hose clip and hole saw	2515145	L	**154.–**
Diaphragm hand pump	Connection on both sides, female thread Rp 1½	2060166	L	**297.–**
3-way shut-off ball cock Rp 1½	made of brass, chrome-plated, 3x connections with female thread	2511607	L	**222.–**
Mounting accessories DN 80/100, PN 10	For one flange connection, with screws, nuts and flat gasket	6077521	L	**26.–**
Mounting accessories DN 150, PN 10	For one flange connection, with screws, nuts and flat gasket	6077523	L	**33.–**

Price group: PG14

Electrical accessories – mains-independent alarm signal

Alarm signal for detection of flooding in rooms and buildings. The alarm signal is acoustic, optical or wireless. In addition, other consumers can be controlled directly.

Type	Description	Art. no.		
			🚚	EUR
DrainAlarm 2	Network-independent alarm switchgear with optical and acoustic alarm signal and with a connection for one float switch.	2545133	L	**399.–**
DrainAlarm GSM	Network-independent alarm switchgear with optical, acoustic and wireless (per GSM) alarm signal and with a connection for one float switch.	2542911	L	**1 077.–**
Flash light 230V AC	Optical alarm signal for connection to a switchgear. Suitable for outside installation.	2510429	L	**136.–**
Signal horn 230V AC	Acoustic alarm signal (88 dBA) for connection to a switchgear. Suitable for outside installation.	501459398	L	**81.–**
SmartHome wireless alarm transmitter	Mains-independent radio transmitter (battery operated) with a digital connection of potential-free contacts for wireless transmission of alarm messages to the “wibutler” in SmartHome applications.	6078632	A	**272.–**

You can find more accessories at the end in the chapter Electric accessories!
Attention: Switchgears are not protected against explosions and can be used only outside potentially explosive areas. If pumps are used within potentially explosive areas, onsite measures are required.



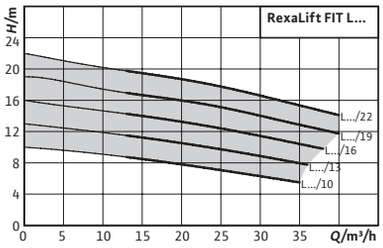

Accessories	Page
Commissioning/maintenance	592

Wilo-RexaLift FIT L

Design type
Sewage lifting unit as single pump system or double-pump system

Application
Pumping of sewage containing faeces (according to DIN EN 12050-1) that cannot be returned to the sewer system using natural falls, and backflow resistant drainage of discharge points below the backflow level (according to DIN EN 12056-1).

Scope of delivery
Connection-ready sewage lifting unit, including:
- → Switchgear with mains-independent alarm and plug:
- → 1x inlet seal DN 100
- → 1x hole saw for inlet connection DN 100
- → 1x collar for connection of diaphragm hand pump or inlet connection Ø 50 mm

Special features/product advantages
- → Low system weight for easy installation
- → Integrated non-return valve
- → Flexible due to free selection of inlets
- → Operationally reliable with integrated thermic motor protection and mains-independent alarm for SSM and flooding

- → 1x collar for ventilation connection DN 70
- → 1x flange connector DN 80/100 with flat gasket, collar and fixing material for pressure connection DN 100
- → 9 V rechargeable battery
- → Sound absorption strips for sound insulation installation
- → Fixation material
- → Installation and operating instructions

Price group: PG7

Ordering information

RexaLift FIT L	Volume	Mains connection	Art. no.		
Type	V l				EUR
1-10	115	3~400 V, 50 Hz	2536960	L	**3 200.-**
1-13	115	3~400 V, 50 Hz	2536961	L	**3 492.-**
1-16	115	3~400 V, 50 Hz	2536962	L	**3 523.-**
1-19	115	3~400 V, 50 Hz	2536963	L	**4 310.-**
1-22	115	3~400 V, 50 Hz	2536964	L	**4 492.-**
2-10	140	3~400 V, 50 Hz	2536965	L	**5 762.-**
2-13	140	3~400 V, 50 Hz	2536966	L	**6 377.-**
2-16	140	3~400 V, 50 Hz	2536967	L	**6 824.-**
2-19	140	3~400 V, 50 Hz	2536968	L	**7 199.-**
2-22	140	3~400 V, 50 Hz	2536969	L	**8 045.-**

= ready for delivery, L = supply availability, C = approx. 2 weeks, K = approx. 4 weeks, A = on request, = please contact Wilo
Subject to change – all prices do not include VAT. Our General Terms of Delivery and Service apply (see www.wilo.com/legal) – valid from 01/01/2019 in Germany.

Price group: PG14

Mechanical accessories

Type	Description	Art. no.		
			🚚	EUR
Gate valve DN 80	made of EN-GJL-250, including 1 set mounting accessories	2017162	L	**292.–**
Flange connectors DN 80	Made of PUR, with hose, hose clips and mounting accessories	2511595	L	**184.–**
Gate valve DN 100	made of EN-GJL-250, including 1 set mounting accessories	2017163	L	**344.–**
Gate valve DN 100	Made out of PVC, with solid pipe ends DN 100	2529808	L	**444.–**
Flange connectors DN 100	Made of PUR, with hose, hose clips and mounting accessories	2511597	L	**191.–**
Gate valve DN 150	made of EN-GJL-250, including 1 set mounting accessories	2017164	L	**570.–**
Gate valve DN 150	made out of PVC, with solid pipe ends DN 150	2529809	L	**779.–**
Flange connectors DN 150	Made of PUR, with hose, hose clips and mounting accessories	2511598	L	**212.–**
Inlet seal DN 100	Seal made of NBR, for additional inlet DN 100	2522672	L	**53.–**
Inlet seal set DN 150	Gasket made of NBR, hose clip and hole saw	2515145	L	**154.–**
Diaphragm hand pump	Connection on both sides, female thread Rp 1½	2060166	L	**297.–**
3-way shut-off ball cock Rp 1½	made of brass, chrome-plated, 3x connections with female thread	2511607	L	**222.–**
Mounting accessories DN 80/100, PN 10	For one flange connection, with screws, nuts and flat gasket	6077521	L	**26.–**
Mounting accessories DN 150, PN 10	For one flange connection, with screws, nuts and flat gasket	6077523	L	**33.–**

Price group: PG14

Electrical accessories – mains-independent alarm signal

Alarm signal for detection of flooding in rooms and buildings. The alarm signal is acoustic, optical or wireless. In addition, other consumers can be controlled directly.

Type	Description	Art. no.		
			🚚	EUR
DrainAlarm 2	Network-independent alarm switchgear with optical and acoustic alarm signal and with a connection for one float switch.	2545133	L	**399.–**
DrainAlarm GSM	Network-independent alarm switchgear with optical, acoustic and wireless (per GSM) alarm signal and with a connection for one float switch.	2542911	L	**1 077.–**
Flash light 230V AC	Optical alarm signal for connection to a switchgear. Suitable for outside installation.	2510429	L	**136.–**
Signal horn 230V AC	Acoustic alarm signal (88 dBA) for connection to a switchgear. Suitable for outside installation.	501459398	L	**81.–**
SmartHome wireless alarm transmitter	Mains-independent radio transmitter (battery operated) with a digital connection of potential-free contacts for wireless transmission of alarm messages to the “wibutler” in SmartHome applications.	6078632	A	**272.–**

You can find more accessories at the end in the chapter Electric accessories!
Attention: Switchgears are not protected against explosions and can be used only outside potentially explosive areas. If pumps are used within potentially explosive areas, onsite measures are required.



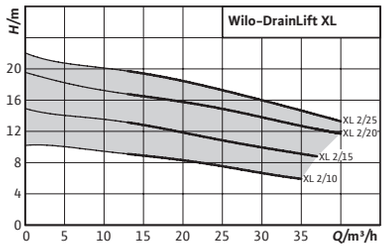

Accessories **Page**
Commissioning/maintenance 592

Wilo-DrainLift XL

Design type
Sewage lifting unit as double-pump system

Application
Pumping of sewage containing faeces (according to DIN EN 12050-1) that cannot be returned to the sewer system using natural falls, and backflow resistant drainage of discharge points below the backflow level (according to DIN EN 12056-1).

Scope of delivery
Connection-ready sewage lifting unit, including:
- → Switchgear with mains-dependent alarm and plug
- → Zener barrier
- → 1x inlet seal DN 150
- → 1x hole saw for inlet connection DN 150
- → 1x collar for diaphragm hand pump connection

Special features/product advantages
- → Flexible thanks to a height-adjustable and swivel-capable inlet connection
- → Easy to use thanks to built-in switchgear
- → Integrated non-return valve
- → Operational reliability via high switching volumes and reliable level recording
- → Suitable for continuous duty (S1) with the use of self-cooling motors

- → 1x collar for ventilation connection DN 70
- → 1x flange connector DN 80/100 with flat gasket, collar and fixing material for pressure connection DN 100
- → Fixation material
- → Installation and operating instructions

Price group: PG8

Ordering information

DrainLift XL	Volume	Pressure port	Mains connection	Art. no.		
Type	V l					EUR
2/10	380	DN 80	3~400 V, 50 Hz	2532140	L	**9 338.–**
2/15	380	DN 80	3~400 V, 50 Hz	2532141	L	**11 114.–**
2/20	380	DN 80	3~400 V, 50 Hz	2532142	L	**11 384.–**
2/25	380	DN 80	3~400 V, 50 Hz	2532143	L	**12 183.–**

= ready for delivery, L = supply availability, C = approx. 2 weeks, K = approx. 4 weeks, A = on request, = please contact Wilo
Subject to change – all prices do not include VAT. Our General Terms of Delivery and Service apply (see www.wilo.com/legal) – valid from 01/01/2019 in Germany.

Price group: PG14

Mechanical accessories

Type	Description	Art. no.		
			🚚	EUR
Gate valve DN 80	made of EN-GJL-250, including 1 set mounting accessories	2017162	L	**292.–**
Flange connectors DN 80	Made of PUR, with hose, hose clips and mounting accessories	2511595	L	**184.–**
Gate valve DN 100	made of EN-GJL-250, including 1 set mounting accessories	2017163	L	**344.–**
Gate valve DN 100	Made out of PVC, with solid pipe ends DN 100	2529808	L	**444.–**
Flange connectors DN 100	Made of PUR, with hose, hose clips and mounting accessories	2511597	L	**191.–**
Gate valve DN 150	made of EN-GJL-250, including 1 set mounting accessories	2017164	L	**570.–**
Gate valve DN 150	made out of PVC, with solid pipe ends DN 150	2529809	L	**779.–**
Flange connectors DN 150	Made of PUR, with hose, hose clips and mounting accessories	2511598	L	**212.–**
Diaphragm hand pump	Connection on both sides, female thread Rp 1½	2060166	L	**297.–**
3-way shut-off ball cock Rp 1½	made of brass, chrome-plated, 3x connections with female thread	2511607	L	**222.–**
Inlet seal set DN 100	Gasket made of NBR, hose clip and hole saw	2521841	L	**125.–**
Mounting accessories DN 80/100, PN 10	For one flange connection, with screws, nuts and flat gasket	6077521	L	**26.–**
Mounting accessories DN 150, PN 10	For one flange connection, with screws, nuts and flat gasket	6077523	L	**33.–**

Price group: PG14

Mechanical accessories

Alarm signal for detection of flooding in rooms and buildings. The alarm signal is acoustic, optical or wireless. In addition, other consumers can be controlled directly.

Type	Description	Art. no.		
			🚚	EUR
DrainAlarm 2	Network-independent alarm switchgear with optical and acoustic alarm signal and with a connection for one float switch.	2545133	L	**399.–**
DrainAlarm GSM	Network-independent alarm switchgear with optical, acoustic and wireless (per GSM) alarm signal and with a connection for one float switch.	2542911	L	**1 077.–**
Flash light 230V AC	Optical alarm signal for connection to a switchgear. Suitable for outside installation.	2510429	L	**136.–**
Signal horn 230V AC	Acoustic alarm signal (88 dBA) for connection to a switchgear. Suitable for outside installation.	501459398	L	**81.–**

You can find more accessories at the end in the chapter Electric accessories!
Attention: Switchgears are not protected against explosions and can be used only outside potentially explosive areas. If pumps are used within potentially explosive areas, onsite measures are required.



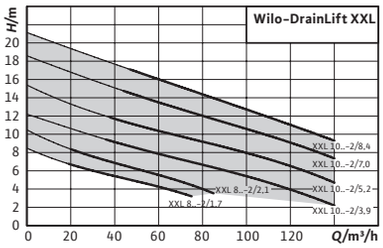

Accessories **Page**
Commissioning/maintenance 592

Wilo-DrainLift XXL

Design type
Sewage lifting unit as double-pump system with two separate, dry-mounted pumps

Application
Pumping of sewage containing faeces (according to DIN EN 12050-1) that cannot be returned to the sewer system using natural falls, and backflow resistant drainage of discharge points below the backflow level (according to DIN EN 12056-1).

Special features/product advantages
- → Flexible use through the use of one or two tanks
- → Optimal tank drainage due to deep extraction by suction
- → Operational reliability via high performance range and reliable level recording
- → Suitable for continuous duty (S1) with the use of self-cooling motors

Scope of delivery
- → Microprocessor-controlled switchgear with automatic duty cycling, standby and peak load operation, potential-free contacts and indicator lights for operation and malfunctions for each pump.
- → Elastic hose connection for ventilation DN 70.
- → Elastic hose connection for connecting a diaphragm hand pump. Kit for connecting the tank with a pump (including ventilation flange with hose).

Price group: PG8

Ordering information

DrainLift XXL	Volume	Pressure port	Mains connection	Art. no.		
Type	V l					EUR
840-2/1,7	400	DN 80	3~400 V, 50 Hz	2509000	K	**10 726.–**
840-2/2,1	400	DN 80	3~400 V, 50 Hz	2509001	K	**12 384.–**
880-2/1,7	800	DN 80	3~400 V, 50 Hz	2509005	K	**13 146.–**
880-2/2,1	800	DN 80	3~400 V, 50 Hz	2509006	K	**14 037.–**
1040-2/3,9	400	DN 100	3~400 V, 50 Hz	2509014	K	**15 430.–**
1040-2/5,2	400	DN 100	3~400 V, 50 Hz	2509015	K	**16 257.–**
1040-2/7,0	400	DN 100	3~400 V, 50 Hz	2509016	C	**16 587.–**
1040-2/8,4	400	DN 100	3~400 V, 50 Hz	2509017	K	**17 048.–**
1080-2/3,9	800	DN 100	3~400 V, 50 Hz	2509034	K	**17 321.–**
1080-2/5,2	800	DN 100	3~400 V, 50 Hz	2509035	K	**17 504.–**
1080-2/7,0	800	DN 100	3~400 V, 50 Hz	2509036	K	**17 687.–**
1080-2/8,4	800	DN 100	3~400 V, 50 Hz	2509037	K	**18 427.–**

= ready for delivery, L = supply availability, C = approx. 2 weeks, K = approx. 4 weeks, A = on request, = please contact Wilo
Subject to change – all prices do not include VAT. Our General Terms of Delivery and Service apply (see www.wilo.com/legal) – valid from 01/01/2019 in Germany.

Price group: PG14

Mechanical accessories

Type	Description	Art. no.		
				EUR
Gate valve DN 80	made of EN-GJL-250, including 1 set mounting accessories	2017162	L	**292.–**
Flange connectors DN 80	Made of PUR, with hose, hose clips and mounting accessories	2511595	L	**184.–**
Non-return valve DN 80	made of EN-GJL-250, according to DIN EN 12050-4, including 1 set mounting accessories	2017168	L	**323.–**
Y-piece DN 80 for XXL 840	Made of steel, galvanized, including 1 set of mounting accessories	2511605	C	**930.–**
Gate valve DN 100	made of EN-GJL-250, including 1 set mounting accessories	2017163	L	**344.–**
Gate valve DN 100	Made out of PVC, with solid pipe ends DN 100	2529808	L	**444.–**
Flange connectors DN 100	Made of PUR, with hose, hose clips and mounting accessories	2511597	L	**191.–**
Non-return valve DN 100	made of EN-GJL-250, according to DIN EN 12050-4, including 1 set mounting accessories	2017169	L	**387.–**
Y-piece DN 100 for XXL 1040	Made of steel, galvanized, including 1 set of mounting accessories	2511606	L	**343.–**
Gate valve DN 150	made of EN-GJL-250, including 1 set mounting accessories	2017164	L	**570.–**
Gate valve DN 150	made out of PVC, with solid pipe ends DN 150	2529809	L	**779.–**
Flange connectors DN 150	Made of PUR, with hose, hose clips and mounting accessories	2511598	L	**212.–**
Diaphragm hand pump	Connection on both sides, female thread Rp 1½	2060166	L	**297.–**
3-way shut-off ball cock Rp 1½	made of brass, chrome-plated, 3x connections with female thread	2511607	L	**222.–**
Mounting accessories TP 80	For one flange connection, with screws, nuts and flat gasket	2012067	L	**24.–**
Mounting accessories TP 100	For one flange connection, with screws, nuts and flat gasket	2017176	L	**26.–**
Mounting accessories DN 80/100, PN 10	For one flange connection, with screws, nuts and flat gasket	6077521	L	**26.–**
Mounting accessories DN 150, PN 10	For one flange connection, with screws, nuts and flat gasket	6077523	L	**33.–**

Price group: PG14

Electrical accessories – mains-independent alarm signal

Alarm signal for detection of flooding in rooms and buildings. The alarm signal is acoustic, optical or wireless. In addition, other consumers can be controlled directly.

Type	Description	Art. no.		
				EUR
DrainAlarm 2	Network-independent alarm switchgear with optical and acoustic alarm signal and with a connection for one float switch.	2545133	L	**399.–**
DrainAlarm GSM	Network-independent alarm switchgear with optical, acoustic and wireless (per GSM) alarm signal and with a connection for one float switch.	2542911	L	**1 077.–**
Flash light 230V AC	Optical alarm signal for connection to a switchgear. Suitable for outside installation.	2510429	L	**136.–**
Signal horn 230V AC	Acoustic alarm signal (88 dBA) for connection to a switchgear. Suitable for outside installation.	501459398	L	**81.–**

You can find more accessories at the end in the chapter Electric accessories!
Attention: Switchgears are not protected against explosions and can be used only outside potentially explosive areas. If pumps are used within potentially explosive areas, onsite measures are required.

= ready for delivery, L = supply availability, C = approx. 2 weeks, K = approx. 4 weeks, A = on request, = please contact Wilo
Subject to change – all prices do not include VAT. Our General Terms of Delivery and Service apply (see www.wilo.com/legal) – valid from 01/01/2019 in Germany.



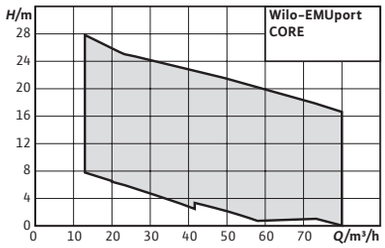

Accessories **Page**
Commissioning/maintenance 592

Wilo-EMUport CORE

Design type
Standard sewage lifting unit with solids separation system in accordance with DIN EN 12050-1 for installation in a building or in a pump chamber for outdoor installation.

Application
Pumping of untreated sewage that cannot be returned to the sewer system using natural falls, and for the draining of objects that are below the backflow level (according to DIN EN 12056/DIN 1986-100).

Scope of delivery
Installation-ready sewage lifting unit is completely pre-assembled including Y-piece, level sensor and two pumps.

Options
- → Switchgear that has been designed specifically for the solids separation system "SC-L...FTS"
- → Inductive flow rate measuring instrument
- → Intake and pressure release adapters

Special features/product advantages
- → Maximum operational safety with separation of solids from the sewage: Large solids do not have to pass through the pump - no clogging
- → Cost-effective thanks to retrofit system for simple renovation of old pumping stations
- → Durable and corrosion-free due to the use of PE and PUR material
- → Easy maintenance, even during operation – thanks to hygienic dry well installation and easy access from outside and individual blocking
- → Future-proof even with increasing solid content in sewage
- → Flexible installation in buildings or in chambers from 1,500 mm diameter
- → Easy to integrate and ready-for-connection Plug&Pump system
- → Energy savings due to efficient submersible sewage pumps optionally with IE3 motors

Price group: PG8

Ordering information

EMUport CORE	Volume	Mains connection	Art. no.		
Type	V l				EUR
20.2-10A	440	3~400 V, 50 Hz	6078606	K	**17 185.-**
20.2-10B	440	3~400 V, 50 Hz	6078590	K	**18 695.-**
20.2-14A	440	3~400 V, 50 Hz	6078607	K	**17 364.-**
20.2-14B	440	3~400 V, 50 Hz	6078591	K	**18 885.-**
20.2-17A	440	3~400 V, 50 Hz	6078608	K	**17 541.-**
20.2-17B	440	3~400 V, 50 Hz	6078592	K	**19 077.-**
20.2-21A	440	3~400 V, 50 Hz	6078609	K	**17 719.-**

= ready for delivery, L = supply availability, C = approx. 2 weeks, K = approx. 4 weeks, A = on request, = please contact Wilo
Subject to change – all prices do not include VAT. Our General Terms of Delivery and Service apply (see www.wilo.com/legal) – valid from 01/01/2019 in Germany.

Price group: PG8

Ordering information

EMUport CORE	Volume	Mains connection	Art. no.		
Type	*V* l				EUR
20.2–21B	440	3~400 V, 50 Hz	6078593	K	**19 268.–**
20.2–25A	440	3~400 V, 50 Hz	6078610	K	**17 897.–**
20.2–25B	440	3~400 V, 50 Hz	6078594	K	**19 460.–**
20.2–28A	440	3~400 V, 50 Hz	6078611	K	**18 077.–**
20.2–28B	440	3~400 V, 50 Hz	6078595	K	**19 651.–**
20.2–31A	440	3~400 V, 50 Hz	6078612	K	**18 254.–**
20.2–31B	440	3~400 V, 50 Hz	6078596	K	**19 843.–**
45.2–9A	1200	3~400 V, 50 Hz	6080600	K	**25 668.–**
45.2–9B	1200	3~400 V, 50 Hz	6080607	K	**27 717.–**
45.2–13A	1200	3~400 V, 50 Hz	6080601	K	**25 992.–**
45.2–13B	1200	3~400 V, 50 Hz	6080608	K	**28 040.–**
45.2–16A	1200	3~400 V, 50 Hz	6080602	K	**26 315.–**
45.2–16B	1200	3~400 V, 50 Hz	6080609	K	**28 364.–**
45.2–20A	1200	3~400 V, 50 Hz	6080603	K	**26 639.–**
45.2–20B	1200	3~400 V, 50 Hz	6080610	K	**28 687.–**
45.2–24A	1200	3~400 V, 50 Hz	6080604	K	**26 962.–**
45.2–24B	1200	3~400 V, 50 Hz	6080611	K	**29 011.–**
45.2–27A	1200	3~400 V, 50 Hz	6080605	K	**27 286.–**
45.2–27B	1200	3~400 V, 50 Hz	6080612	K	**29 334.–**
45.2–30A	1200	3~400 V, 50 Hz	6080606	K	**27 609.–**
45.2–30B	1200	3~400 V, 50 Hz	6080613	K	**29 766.–**
50.2–8A	1200	3~400 V, 50 Hz	6080614	K	**31 815.–**
50.2–8B	1200	3~400 V, 50 Hz	6080623	K	**33 972.–**
50.2–11A	1200	3~400 V, 50 Hz	6080615	K	**32 247.–**
50.2–11B	1200	3~400 V, 50 Hz	6080624	K	**34 404.–**
50.2–12A	1200	3~400 V, 50 Hz	6080616	K	**32 678.–**
50.2–12B	1200	3~400 V, 50 Hz	6080625	K	**34 835.–**
50.2–15A	1200	3~400 V, 50 Hz	6080617	K	**33 110.–**
50.2–15B	1200	3~400 V, 50 Hz	6080626	K	**35 266.–**
50.2–17A	1200	3~400 V, 50 Hz	6080618	K	**33 541.–**
50.2–17B	1200	3~400 V, 50 Hz	6080627	K	**35 698.–**
50.2–20A	1200	3~400 V, 50 Hz	6080619	K	**33 972.–**
50.2–20B	1200	3~400 V, 50 Hz	6080628	K	**36 129.–**
50.2–22A	1200	3~400 V, 50 Hz	6080620	K	**34 404.–**
50.2–22B	1200	3~400 V, 50 Hz	6080629	K	**36 561.–**
50.2–23A	1200	3~400 V, 50 Hz	6080621	K	**35 051.–**
50.2–23B	1200	3~400 V, 50 Hz	6080630	K	**36 992.–**
50.2–27A	1200	3~400 V, 50 Hz	6080622	K	**35 482.–**
50.2–27B	1200	3~400 V, 50 Hz	6080631	K	**37 639.–**

= ready for delivery, L = supply availability, C = approx. 2 weeks, K = approx. 4 weeks, A = on request, = please contact Wilo
Subject to change – all prices do not include VAT. Our General Terms of Delivery and Service apply (see www.wilo.com/legal) – valid from 01/01/2019 in Germany.

Price group: PG14

Mechanical accessories

Type	Description	Art. no.		EUR
Flange adapter DN 200/150	made of cast iron for the connection of one DN 150 inlet pipe at the DN 200 connection, including gasket and mounting accessories	6078905	C	**1 123.–**
Flange adapter DN 200/250	made of cast iron for the connection of one DN 250 inlet pipe at the DN 200 connection, including gasket and mounting accessories	6078900	C	**1 858.–**
Flange adapter DN 200/300	made of grey cast iron for connecting a DN 300 inlet pipe to a DN 200 connection including gasket and mounting accessories	2546492	C	**2 264.–**
Flange adapter DN 200/350	made of grey cast iron for connecting a DN 350 inlet pipe to a DN 200 connection including gasket and mounting accessories	2546493	C	**2 806.–**
Flange adapter DN 80/100	made of cast iron for the connection of one DN 100 pressure pipe at the DN 80 connection, including gasket and mounting accessories	6079343	C	**336.–**
Flange adapter DN 100/150	made of grey cast iron for connecting a DN 150 pressure pipe to a DN 100 connection including gasket and mounting accessories	2546499	C	**457.–**
Flange connector DN 200/PE-HD 160	made of PE for the connection of Ø160 mm plastic pipes to DN 200 flange, including gasket and mounting accessories	6078901	C	**1 008.–**
Flange connector DN 200/PE-HD 225	made of PE for the connection of Ø225 mm plastic pipes to DN 200 flange, including gasket and mounting accessories	6078904	C	**288.–**
Flange connector DN 200/PE-HD 280	made of PE for the connection of Ø280 mm plastic pipes to DN 200 flange, including gasket and mounting accessories	6078902	C	**1 210.–**
Flange connector DN 200/PE-HD 315	made of PE for connecting plastic pipes Ø 315 mm to DN 200 flange, including gasket and mounting accessories	2546496	C	**1 056.–**
Flange connector DN 80/PE-HD 90	made of PE for the connection of Ø90 mm plastic pipes to DN 80 flange, including gasket and mounting accessories	6079346	C	**152.–**
Flange connector DN 100/PE-HD 110	made of PE for the connection of Ø110 mm plastic pipes to DN 100 flange, including gasket and mounting accessories	6079347	C	**238.–**
Flange connector DN 100/PE-HD 110	made of PE for connecting plastic pipes Ø 110 mm to DN 100 flange, including gasket and mounting accessories	2546497	C	**156.–**
Flange connectors DN 150/PE-HD 110	made of PE for connecting plastic pipes Ø 110 mm to DN 150 flange, including gasket and mounting accessories	2546498	C	**262.–**
Intake set DN 150/200	made of cast iron, comprised of DN 150 gate valve and DN 150/200 flange adapter for the connection of one DN 150 inlet pipe at the DN 200 connection, including gasket and mounting accessories	6078906	C	**2 426.–**
Intake set DN 200	made of cast iron, comprised of DN 200 gate valve and DN 200 intermediate flange for the connection of the inlet pipe at the DN 200 connection, including gasket and mounting accessories	6079342	C	**2 247.–**
Intake set DN 250/200	made of cast iron, comprised of DN 250 gate valve and DN 250/200 flange adapter for the connection of one DN 250 inlet pipe at the DN 200 connection, including gasket and mounting accessories	6079341	C	**4 017.–**
Intake set DN 300/200	made of grey cast iron, comprising gate valve DN 300 and flange adapter DN 300/200 for connecting a DN 300 inlet pipe to a DN 200 connection including gasket and mounting accessories	2546494	C	**5 052.–**
Intake set DN 350/200	made of grey cast iron, comprising gate valve DN 350 and flange adapter DN 350/200 for connecting a DN 350 inlet pipe to a DN 200 connection including gasket and mounting accessories	2546495	C	**8 541.–**
Flow meter set DN 80	comprised of gate valve made of cast iron and flow meter comprised of coated steel, including gasket and mounting accessories	6079344	C	**4 899.–**
Flow meter set DN 100	comprised of gate valve made of cast iron and flow meter comprised of coated steel, including gasket and mounting accessories	6079345	C	**4 947.–**
Flow meter set DN 150	comprising gate valve from cast iron and flow meter from coated steel including gasket and mounting accessories	2546500	C	**5 631.–**

= ready for delivery, L = supply availability, C = approx. 2 weeks, K = approx. 4 weeks, A = on request, = please contact Wilo
Subject to change – all prices do not include VAT. Our General Terms of Delivery and Service apply (see www.wilo.com/legal) – valid from 01/01/2019 in Germany.

Price group: PG14

Accessories for portable wet well installation

Type	Description	Art. no.		EUR
			🚚	
Flange adapter DN 200/150	made of cast iron for the connection of one DN 150 inlet pipe at the DN 200 connection, including gasket and mounting accessories	6078905	C	**1 123.–**
Flange adapter DN 200/250	made of cast iron for the connection of one DN 250 inlet pipe at the DN 200 connection, including gasket and mounting accessories	6078900	C	**1 858.–**
Flange adapter DN 200/300	made of grey cast iron for connecting a DN 300 inlet pipe to a DN 200 connection including gasket and mounting accessories	2546492	C	**2 264.–**
Flange adapter DN 200/350	made of grey cast iron for connecting a DN 350 inlet pipe to a DN 200 connection including gasket and mounting accessories	2546493	C	**2 806.–**
Flange adapter DN 80/100	made of cast iron for the connection of one DN 100 pressure pipe at the DN 80 connection, including gasket and mounting accessories	6079343	C	**336.–**
Flange adapter DN 100/150	made of grey cast iron for connecting a DN 150 pressure pipe to a DN 100 connection including gasket and mounting accessories	2546499	C	**457.–**
Flange connector DN 200/PE-HD 160	made of PE for the connection of Ø160 mm plastic pipes to DN 200 flange, including gasket and mounting accessories	6078901	C	**1 008.–**
Flange connector DN 200/PE-HD 225	made of PE for the connection of Ø225 mm plastic pipes to DN 200 flange, including gasket and mounting accessories	6078904	C	**288.–**
Flange connector DN 200/PE-HD 280	made of PE for the connection of Ø280 mm plastic pipes to DN 200 flange, including gasket and mounting accessories	6078902	C	**1 210.–**
Flange connector DN 200/PE-HD 315	made of PE for connecting plastic pipes Ø 315 mm to DN 200 flange, including gasket and mounting accessories	2546496	C	**1 056.–**
Flange connector DN 80/PE-HD 90	made of PE for the connection of Ø90 mm plastic pipes to DN 80 flange, including gasket and mounting accessories	6079346	C	**152.–**
Flange connector DN 100/PE-HD 110	made of PE for the connection of Ø110 mm plastic pipes to DN 100 flange, including gasket and mounting accessories	6079347	C	**238.–**
Flange connector DN 100/PE-HD 110	made of PE for connecting plastic pipes Ø 110 mm to DN 100 flange, including gasket and mounting accessories	2546497	C	**156.–**
Flange connectors DN 150/PE-HD 110	made of PE for connecting plastic pipes Ø 110 mm to DN 150 flange, including gasket and mounting accessories	2546498	C	**262.–**
Intake set DN 150/200	made of cast iron, comprised of DN 150 gate valve and DN 150/200 flange adapter for the connection of one DN 150 inlet pipe at the DN 200 connection, including gasket and mounting accessories	6078906	C	**2 426.–**
Intake set DN 200	made of cast iron, comprised of DN 200 gate valve and DN 200 intermediate flange for the connection of the inlet pipe at the DN 200 connection, including gasket and mounting accessories	6079342	C	**2 247.–**
Intake set DN 250/200	made of cast iron, comprised of DN 250 gate valve and DN 250/200 flange adapter for the connection of one DN 250 inlet pipe at the DN 200 connection, including gasket and mounting accessories	6079341	C	**4 017.–**
Intake set DN 300/200	made of grey cast iron, comprising gate valve DN 300 and flange adapter DN 300/200 for connecting a DN 300 inlet pipe to a DN 200 connection including gasket and mounting accessories	2546494	C	**5 052.–**
Intake set DN 350/200	made of grey cast iron, comprising gate valve DN 350 and flange adapter DN 350/200 for connecting a DN 350 inlet pipe to a DN 200 connection including gasket and mounting accessories	2546495	C	**8 541.–**
Flow meter set DN 80	comprised of gate valve made of cast iron and flow meter comprised of coated steel, including gasket and mounting accessories	6079344	C	**4 899.–**
Flow meter set DN 100	comprised of gate valve made of cast iron and flow meter comprised of coated steel, including gasket and mounting accessories	6079345	C	**4 947.–**
Flow meter set DN 150	comprising gate valve from cast iron and flow meter from coated steel including gasket and mounting accessories	2546500	C	**5 631.–**

🚚 = ready for delivery, L = supply availability, C = approx. 2 weeks, K = approx. 4 weeks, A = on request, 📞 = please contact Wilo
Subject to change – all prices do not include VAT. Our General Terms of Delivery and Service apply (see www.wilo.com/legal) – valid from 01/01/2019 in Germany.

Price group: PG14

Electrical accessories – level control with level sensor

Level measurement using a level sensor with various measurement ranges, including high water alarm and dry-running protection. The breakdown barrier and the Ex cut-off relays are not required except for the connection of signal transmitters in potentially explosive areas! These can also be dispensed with when the SC-L..-Ex switchgear is used!

Type	Description	Art. no.		EUR
			🚚	
SC-L-2x1,6A-T34-DOL-WM-FTS	Microprocessor-controlled switchgear for level-dependent control of one lifting unit with solids separation system via level sensor on an intrinsically safe electric circuit. The direct connection of pumps within potentially explosive areas is not permitted!	2543240	K	**2 826.–**
SC-L-2x2,4A-T34-DOL-WM-FTS	Microprocessor-controlled switchgear for level-dependent control of one lifting unit with solids separation system via level sensor on an intrinsically safe electric circuit. The direct connection of pumps within potentially explosive areas is not permitted!	2543241	K	**2 826.–**
SC-L-2x4A-T34-DOL-WM-FTS	Microprocessor-controlled switchgear for level-dependent control of one lifting unit with solids separation system via level sensor on an intrinsically safe electric circuit. The direct connection of pumps within potentially explosive areas is not permitted!	2543242	K	**2 826.–**
SC-L-2x6,3A-T34-DOL-WM-FTS	Microprocessor-controlled switchgear for level-dependent control of one lifting unit with solids separation system via level sensor on an intrinsically safe electric circuit. The direct connection of pumps within potentially explosive areas is not permitted!	2543243	K	**2 826.–**
SC-L-2x10A-T34-DOL-WM-FTS	Microprocessor-controlled switchgear for level-dependent control of one lifting unit with solids separation system via level sensor on an intrinsically safe electric circuit. The direct connection of pumps within potentially explosive areas is not permitted!	2543244	K	**2 826.–**
SC-L-2x12A-T34-DOL-WM-FTS	Microprocessor-controlled switchgear for level-dependent control of one lifting unit with solids separation system via level sensor on an intrinsically safe electric circuit. The direct connection of pumps within potentially explosive areas is not permitted!	2543245	K	**2 878.–**
SC-L-2x16A-T34-DOL-WM-FTS	Microprocessor-controlled switchgear for level-dependent control of one lifting unit with solids separation system via level sensor on an intrinsically safe electric circuit. The direct connection of pumps within potentially explosive areas is not permitted!	2543246	K	**3 235.–**
SC-L-2x20A-T34-DOL-WM-FTS	Microprocessor-controlled switchgear for level-dependent control of one lifting unit with solids separation system via level sensor on an intrinsically safe electric circuit. The direct connection of pumps within potentially explosive areas is not permitted!	2543247	K	**3 303.–**
SC-L-2x24A-T34-DOL-WM-FTS	Microprocessor-controlled switchgear for level-dependent control of one lifting unit with solids separation system via level sensor on an intrinsically safe electric circuit. The direct connection of pumps within potentially explosive areas is not permitted!	2543248	K	**3 404.–**
SC-L-2x32A-T34-DOL-WM-FTS	Microprocessor-controlled switchgear for level-dependent control of one lifting unit with solids separation system via level sensor on an intrinsically safe electric circuit. The direct connection of pumps within potentially explosive areas is not permitted!	2543249	K	**3 447.–**
Flash light 230V AC	Optical alarm signal for connection to a switchgear. Suitable for outside installation.	2510429	L	**136.–**
Signal horn 230V AC	Acoustic alarm signal (88 dBA) for connection to a switchgear. Suitable for outside installation.	501459398	L	**81.–**
GSM/GPRS Aerial with cable 2.5 m	Flexible antenna with plastic coating, magnetic stand and shielded aerial cable with FEM plug.	2533862	K	**127.–**
GSM/GPRS Aerial with cable 10 m	Plastic coated antenna including angle bracket for outdoor installation and shielded antenna cable with FME plug.	2533863	K	**383.–**
GSM/GPRS Aerial with cable 15 m	Plastic coated antenna including angle bracket for outdoor installation and shielded antenna cable with FME plug.	2533864	K	**424.–**
Communication module GSM (SC)	Additional module for equipping the switchgear series SC/SCe for dialling into GSM mobile phone networks.	2542216	C	**430.–**

You can find more accessories at the end in the chapter Electric accessories!

Attention: Switchgears are not protected against explosions and can be used only outside potentially explosive areas. If pumps are used within potentially explosive areas, onsite measures are required.

🚚 = ready for delivery, L = supply availability, C = approx. 2 weeks, K = approx. 4 weeks, A = on request, 📞 = please contact Wilo

Subject to change – all prices do not include VAT. Our General Terms of Delivery and Service apply (see www.wilo.com/legal) – valid from 01/01/2019 in Germany.



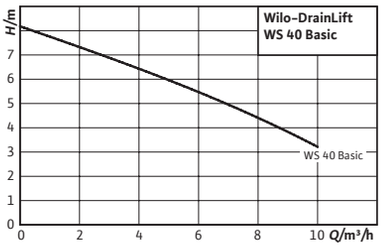

Accessories **Page**
Commissioning/maintenance 592

Wilo-DrainLift WS 40 Basic

Design type
Pump chamber made of plastic with integrated pump as concealed pumping station or floor-mounted lifting unit

Application
Pumping of pre-cleaned sewage without faeces that cannot be returned to the sewer system using natural falls, and for the draining of objects that are below the backflow level.

Special features/product advantages
→ Pressure-tight sump for subterranean and above-ground installation
→ Flexible due to free selection of inlets
→ Large tank volume
→ Including pipework, level control, switchgear and pump

Scope of delivery
→ Tank (for single or double pump system)
→ Built-in pipework
→ Non-return ball valve
→ **Including pump**
→ Level switching
→ Switchgear (for three-phase pump or double-pump system)
→ Cover with seal (can be walked on, supporting a weight up to 200 kg)
→ Hole saw Ø 124 mm, inlet seal DN 100 (for pipe Ø 110 mm)
→ 1 PVC hose section Ø 50 mm with clamps for connection of a diaphragm hand pump
→ Fixation material for floor fixation
→ Installation and operating instructions

Price group: PG8

Ordering information

DrainLift WS 40 Basic	Volume	Art. no. 1~230 V, 50 Hz			Art. no. 3~400 V, 50 Hz		
Type	V l			EUR			EUR
40 D/TC 40 BV	400	2525602	L	**4 439.–**	2525603	L	**4 364.–**
40 E/TC 40 BV	255	2525600	L	**2 835.–**	2525601	L	**2 107.–**

= ready for delivery, L = supply availability, C = approx. 2 weeks, K = approx. 4 weeks, A = on request, = please contact Wilo
Subject to change – all prices do not include VAT. Our General Terms of Delivery and Service apply (see www.wilo.com/legal) – valid from 01/01/2019 in Germany.

Price group: PG14

Mechanical accessories

Type	Description	Art. no.		EUR
Sump extension WS 40/50	Made of PE, Ø 500 x 300, for sumps WS40/50, including seal and mounting accessories (note: only one sump per sump extension possible.)	2525190	L	**127.–**
Gate valve DN 100	made of EN-GJL-250, including 1 set mounting accessories	2017163	L	**344.–**
Gate valve DN 100	Made out of PVC, with solid pipe ends DN 100	2529808	L	**444.–**
Flange connectors DN 100	Made of PUR, with hose, hose clips and mounting accessories	2511597	L	**191.–**
Inlet seal set DN 100	Gasket made of NBR, hose clip and hole saw	2521841	L	**125.–**
Gate valve DN 150	made of EN-GJL-250, including 1 set mounting accessories	2017164	L	**570.–**
Gate valve DN 150	made out of PVC, with solid pipe ends DN 150	2529809	L	**779.–**
Flange connectors DN 150	Made of PUR, with hose, hose clips and mounting accessories	2511598	L	**212.–**
Inlet seal set DN 150	Gasket made of NBR, hose clip and hole saw	2515145	L	**154.–**
Gate valve Rp 1½	made of red brass, with female thread	2525187	L	**62.–**
Gate valve Rp 2	made of red brass, with female thread	2525188	C	**88.–**
Clamp bolting 1½"/50 mm	Made of PE, with female thread (IG), for connection to a PE pressure pipeline	2505044	L	**35.–**
Clamp bolting 1½"/63 mm	Made of PE, with female thread (IG), for connection to a PE pressure pipeline	2505045	L	**41.–**
Clamp bolting 2"/63 mm	Made of PE, with female thread (IG), for connection to a PE pressure pipeline	2505046	L	**45.–**
Clamp bolting 2"/75 mm	Made of PE, with female thread (IG), for connection to a PE pressure pipeline	2525181	C	**111.–**
Diaphragm hand pump	Connection on both sides, female thread Rp 1½	2060166	L	**297.–**

Price group: PG14

Electrical accessories – mains-independent alarm signal

Alarm signal for detection of flooding in rooms and buildings. The alarm signal is acoustic, optical or wireless. In addition, other consumers can be controlled directly.

Type	Description	Art. no.		EUR
DrainAlarm 2	Network-independent alarm switchgear with optical and acoustic alarm signal and with a connection for one float switch.	2545133	L	**399.–**
DrainAlarm GSM	Network-independent alarm switchgear with optical, acoustic and wireless (per GSM) alarm signal and with a connection for one float switch.	2542911	L	**1 077.–**
Float switch MS1 with 10 m cable	Signal transmitters for aggressive fluids and fluids containing faeces up to the max. temperature of 80 °C. Switching: up "ON"/down "OFF".	2004593	L	**110.–**
WA65 float switches with 10 m cable	Signal transmitters for contaminated fluids without faeces with a maximum temperature of 60 °C. Switching: up "ON"/down "OFF".	503211893	L	**150.–**
Flash light 230V AC	Optical alarm signal for connection to a switchgear. Suitable for outside installation.	2510429	L	**136.–**
Signal horn 230V AC	Acoustic alarm signal (88 dBA) for connection to a switchgear. Suitable for outside installation.	501459398	L	**81.–**

You can find more accessories at the end in the chapter Electric accessories!
Attention: Switchgears are not protected against explosions and can be used only outside potentially explosive areas. If pumps are used within potentially explosive areas, onsite measures are required.

= ready for delivery, L = supply availability, C = approx. 2 weeks, K = approx. 4 weeks, A = on request, = please contact Wilo
Subject to change – all prices do not include VAT. Our General Terms of Delivery and Service apply (see www.wilo.com/legal) – valid from 01/01/2019 in Germany.



Accessories	Page
Commissioning/maintenance	592

Wilo-DrainLift WS 40-50

Design type
Pump chamber made of plastic as concealed pumping station
or floor-mounted lifting unit

Application
Pumping of sewage containing faeces or pre-cleaned sewage that cannot be returned to the sewer system using natural falls, and for the draining of objects that are below the backflow level.

Scope of delivery
- → Tank (for single or double pump system)
- → Built-in stainless steel pipework
- → Gate valve in red bronze
- → Surface coupling made of corrosion-free plastic (PUR) with built-in non-return valve
- → Cover with seal (can be walked on, supporting a weight up to 200 kg)

Special features/product advantages
- → Pressure-tight sump for subterranean and above-ground installation
- → Flexible due to free selection of inlets
- → Large tank volume
- → Surface coupling made of corrosion-resistant PUR

- → Hole saw Ø 124 mm, inlet seal DN 100 (for pipe Ø 110 mm)
- → 1 PVC hose section Ø 50 mm with clamps for connection of a diaphragm hand pump
- → Fixation material for floor fixation
- → Installation and operating instructions

Notice
Note! Pump is not included in the scope of delivery!

Price group: PG8

Ordering information

DrainLift WS 40-50	Gross volume	For Wilo pumps	Art. no.		
Type	*V* l			🚚	EUR
WS40E	255.0	Rexa CUT GI03.26/GI03.29/GE03.20/GE03.25	2525164	L	**1 727.–**
WS40D	400.0	Rexa CUT GI03.26/GI03.29/GE03.20/GE03.25	2525165	L	**2 835.–**
WS50E	255.0	Rexa UNI V05 (max. 1,5 kW), Rexa UNI V06 (max. 1,5 kW)	2525160	L	**1 683.–**
WS50D	400.0	Rexa UNI V05 (max. 1,5 kW), Rexa UNI V06 (max. 1,5 kW)	2525161	L	**2 785.–**

🚚 = ready for delivery, L = supply availability, C = approx. 2 weeks, K = approx. 4 weeks, A = on request, 📞 = please contact Wilo
Subject to change – all prices do not include VAT. Our General Terms of Delivery and Service apply (see www.wilo.com/legal) – valid from 01/01/2019 in Germany.

Price group: PG14

Mechanical accessories

Type	Description	Art. no.		EUR
Sump extension WS 40/50	Made of PE, Ø 500 x 300, for sumps WS40/50, including seal and mounting accessories (note: only one sump per sump extension possible.)	2525190	L	**127.–**
Flange connectors DN 100	Made of PUR, with hose, hose clips and mounting accessories	2511597	L	**191.–**
Inlet seal set DN 100	Gasket made of NBR, hose clip and hole saw	2521841	L	**125.–**
Flange connectors DN 150	Made of PUR, with hose, hose clips and mounting accessories	2511598	L	**212.–**
Inlet seal set DN 150	Gasket made of NBR, hose clip and hole saw	2515145	L	**154.–**
Gate valve Rp 1½	made of red brass, with female thread	2525187	L	**62.–**
Gate valve Rp 2	made of red brass, with female thread	2525188	C	**88.–**
Clamp bolting 1½"/50 mm	Made of PE, with female thread (IG), for connection to a PE pressure pipeline	2505044	L	**35.–**
Clamp bolting 1½"/63 mm	Made of PE, with female thread (IG), for connection to a PE pressure pipeline	2505045	L	**41.–**
Clamp bolting 2"/63 mm	Made of PE, with female thread (IG), for connection to a PE pressure pipeline	2505046	L	**45.–**
Clamp bolting 2"/75 mm	Made of PE, with female thread (IG), for connection to a PE pressure pipeline	2525181	C	**111.–**
Diaphragm hand pump	Connection on both sides, female thread Rp 1½	2060166	L	**297.–**

Price group: PG14

Electrical accessories – level control with dynamic pressure system

Level measurement via an open dynamic pressure system with the option of a separate dynamic pressure bell for the high water level.

Type	Description	Art. no.		EUR
EC-L-1x12A-DOL-MT34-WM-EMS-IPS	Microcontroller-controlled switchgear with LC display, symbol-based menu navigation and integrated pressure transducer for level-dependent control of a submersible pump by means of float switches, level sensor or immersion bell. WITHOUT main switch, mains isolator must be provided by the customer! **Note!** The operating manual are printed in the following languages: DE, EN, FR, PL, RU. All 28 languages are enclosed as PDF files on a USB stick. For installation and commissioning, **a notebook or tablet may be required.**	2543212	L	**864.–**
EC-L-2x12A-DOL-MT34-WM-EMS-IPS	Microcontroller-controlled switchgear with LC display, symbol-based menu navigation and integrated pressure transducer for level-dependent control of two submersible pumps by means of float switches, level sensor or immersion bell. WITHOUT main switch, mains isolator must be provided by the customer! **Note!** The operating manual are printed in the following languages: DE, EN, FR, PL, RU. All 28 languages are enclosed as PDF files on a USB stick. For installation and commissioning, **a notebook or tablet may be required.**	2543222	L	**1 329.–**
Dynamic pressure bell with 10 m hose	Pneumatic signal transmitter for fluids containing faeces with a max. temperature of 60°C. The signal transmitter is open in the direction of the fluid and has to be vented after each pumping-out (OFF according to time).	2516976	L	**85.–**
Bubbling-through system	Small compressor for a permanent or periodic ventilation of the dynamic pressure bell (OFF according to water level) Incl. non-return valve, 3 m hose and T-connector	2516977	L	**209.–**
Flash light 230V AC	Optical alarm signal for connection to a switchgear. Suitable for outside installation.	2510429	L	**136.–**
Signal horn 230V AC	Acoustic alarm signal (88 dBA) for connection to a switchgear. Suitable for outside installation.	501459398	L	**81.–**
NiMh rechargeable battery, 9 V/200 mAh	Rechargeable battery to be installed in the switchgears Wilo-control MS-L and EC-L for a mains-independent alarm	2522850	L	**24.–**

You can find more accessories at the end in the chapter Electric accessories!
Attention: Switchgears are not protected against explosions and can be used only outside potentially explosive areas. If pumps are used within potentially explosive areas, onsite measures are required.

= ready for delivery, L = supply availability, C = approx. 2 weeks, K = approx. 4 weeks, A = on request, = please contact Wilo
Subject to change – all prices do not include VAT. Our General Terms of Delivery and Service apply (see www.wilo.com/legal) – valid from 01/01/2019 in Germany.

Price group: PG14

Electrical accessories – level control with float switch

Level measurement using several float switches for the different water levels, including high water alarm signal. The breakdown barrier and the Ex cutoff relays are not required except for the connection of signal transmitters in potentially explosive areas! These can also be dispensed with when the SC-L..-Ex switchgear is used!

Type	Description	Art. no.		EUR
EC-L-1x12A-DOL-MT34-WM	Microcontroller-controlled switchgear with LC display and symbol-based menu navigation for level-dependent control of a submersible pump by means of float switches or level sensor. **Note!** The operating manual are printed in the following languages: DE, EN, FR, PL, RU. All 28 languages are enclosed as PDF files on a USB stick. For installation and commissioning, **a notebook or tablet may be required.**	2543210	L	**886.–**
EC-L-2x12A-DOL-MT34-WM	Microcontroller-controlled switchgear with LC display and symbol-based menu navigation for level-dependent control of submersible pumps by means of float switches or level sensor. **Note!** The operating manual are printed in the following languages: DE, EN, FR, PL, RU. All 28 languages are enclosed as PDF files on a USB stick. For installation and commissioning, **a notebook or tablet may be required.**	2543220	L	**1 399.–**
Float switch MS1 with 10 m cable	Signal transmitters for aggressive fluids and fluids containing faeces up to the max. temperature of 80 °C. Switching: up “ON”/down “OFF”.	2004593	L	**110.–**
Float switches WA65 with 5 m cable	Signal transmitters for contaminated fluids without faeces with a maximum temperature of 60 °C. Switching: up “ON”/down “OFF”.	503211390	L	**79.–**
WA65 float switches with 10 m cable	Signal transmitters for contaminated fluids without faeces with a maximum temperature of 60 °C. Switching: up “ON”/down “OFF”.	503211893	L	**150.–**
WA65 float switches with 20 m cable	Signal transmitters for contaminated fluids without faeces with a maximum temperature of 60 °C. Switching: up “ON”/down “OFF”.	2004431	L	**224.–**
Float switches WA65 with 30 m cable	Signal transmitters for contaminated fluids without faeces with a maximum temperature of 60 °C. Switching: up “ON”/down “OFF”.	2004432	L	**304.–**
Ex-rated cut-off relay (2-circuit)	Ex cut-off relay for the connection of 2 float switches for level control in explosive atmospheres.	2513059	L	**699.–**
Ex-rated cut-off relay (3-circuit)	Ex cut-off relay for the connection of 3 float switches for level control in explosive atmospheres.	2510698	A	**881.–**
Ex-rated cut-off relay (4-circuit)	Ex cut-off relay for the connection of 4 float switches for level control in explosive atmospheres.	2510699	K	**827.–**
Ex-rated cut-off relay (5-circuit)	Ex cut-off relay for the connection of 5 float switches for level control in explosive atmospheres.	2510674	A	**1 117.–**
Flash light 230V AC	Optical alarm signal for connection to a switchgear. Suitable for outside installation.	2510429	L	**136.–**
Signal horn 230V AC	Acoustic alarm signal (88 dBA) for connection to a switchgear. Suitable for outside installation.	501459398	L	**81.–**
NiMh rechargeable battery, 9 V/200 mAh	Rechargeable battery to be installed in the switchgears Wilo-control MS-L and EC-L for a mains-independent alarm	2522850	L	**24.–**

You can find more accessories at the end in the chapter Electric accessories!
Attention: Switchgears are not protected against explosions and can be used only outside potentially explosive areas. If pumps are used within potentially explosive areas, onsite measures are required.

Price group: PG14

Electrical accessories – level control with level sensor

Level measurement using a level sensor with various measurement ranges, including high water alarm and dry-running protection. The breakdown barrier and the Ex cut-off relays are not required except for the connection of signal transmitters in potentially explosive areas! These can also be dispensed with when the SC-L..-Ex switchgear is used!

Type	Description	Art. no.		EUR
EC-L-1x12A-DOL-MT34-WM	Microcontroller-controlled switchgear with LC display and symbol-based menu navigation for level-dependent control of a submersible pump by means of float switches or level sensor. **Note!** The operating manual are printed in the following languages: DE, EN, FR, PL, RU. All 28 languages are enclosed as PDF files on a USB stick. For installation and commissioning, **a notebook or tablet may be required.**	2543210	L	**886.–**
EC-L-1x12A-DOL-MT34-WM-EMS	Microcontroller-controlled switchgear with LC display and symbol-based menu navigation for level-dependent control of a submersible pump by means of float switches or level sensor. WITHOUT main switch, mains isolator must be provided by the customer! **Note!** The operating manual are printed in the following languages: DE, EN, FR, PL, RU. All 28 languages are enclosed as PDF files on a USB stick. For installation and commissioning, **a notebook or tablet may be required.**	2543211	L	**806.–**
EC-L-2x12A-DOL-MT34-WM	Microcontroller-controlled switchgear with LC display and symbol-based menu navigation for level-dependent control of submersible pumps by means of float switches or level sensor. **Note!** The operating manual are printed in the following languages: DE, EN, FR, PL, RU. All 28 languages are enclosed as PDF files on a USB stick. For installation and commissioning, **a notebook or tablet may be required.**	2543220	L	**1 399.–**
EC-L-2x12A-DOL-MT34-WM-EMS	Microcontroller-controlled switchgear with LC display and symbol-based menu navigation for level-dependent control of submersible pumps by means of float switches or level sensor. WITHOUT main switch, mains isolator must be provided by the customer! **Note!** The operating manual are printed in the following languages: DE, EN, FR, PL, RU. All 28 languages are enclosed as PDF files on a USB stick. For installation and commissioning, **a notebook or tablet may be required.**	2543221	L	**1 230.–**
Level sensor 0-1 mWS, with 10 m cable	Signal transmitter with ATEX approval for fluids containing faeces with a max. temperature of 60°C. Output signal: 4...20 mA	2519924	L	**428.–**
Level sensor 0-1 mWS, with 30 m cable	Signal transmitter with ATEX approval for fluids containing faeces with a max. temperature of 60°C. Output signal: 4...20 mA	2519925	L	**506.–**
Level sensor 0-1 mWS, with 50 m cable	Signal transmitter with ATEX approval for fluids containing faeces with a max. temperature of 60°C. Output signal: 4...20 mA	2519926	L	**612.–**
Flash light 230V AC	Optical alarm signal for connection to a switchgear. Suitable for outside installation.	2510429	L	**136.–**
Signal horn 230V AC	Acoustic alarm signal (88 dBA) for connection to a switchgear. Suitable for outside installation.	501459398	L	**81.–**
Cable clamp	For the fixation of a signal transmitter in the sump. The terminal is fixed with a hook to the sump, the cable of the signal transmitter is connected and fixed by the weight of the signal transmitter.	2519927	L	**21.–**
Zener barrier	Breakdown barrier (Zener barrier) for the connection of one level sensor in an explosive atmosphere.	2541372	L	**268.–**
NiMh rechargeable battery, 9 V/200 mAh	Rechargeable battery to be installed in the switchgears Wilo-control MS-L and EC-L for a mains-independent alarm	2522850	L	**24.–**

You can find more accessories at the end in the chapter Electric accessories!
Attention: Switchgears are not protected against explosions and can be used only outside potentially explosive areas. If pumps are used within potentially explosive areas, onsite measures are required.

Price group: PG14

Electrical accessories – mains-independent alarm signal

Alarm signal for detection of flooding in rooms and buildings. The alarm signal is acoustic, optical or wireless. In addition, other consumers can be controlled directly.

Type	Description	Art. no.		EUR
AlarmControl 1	Network-independent alarm system with shock-proof plug, acoustic alarm signal and attached mini-floater switch with 3 m cable for level measurement.	2522846	L	**134.–**
AlarmControl 2	Network-independent alarm system with shock-proof adapter plug for the direct connection of a consumer, acoustic alarm signal and attached mini-floater switch with 3 m cable for level measurement.	2522847	L	**166.–**
DrainAlarm 2	Network-independent alarm switchgear with optical and acoustic alarm signal and with a connection for one float switch.	2545133	L	**399.–**
DrainAlarm GSM	Network-independent alarm switchgear with optical, acoustic and wireless (per GSM) alarm signal and with a connection for one float switch.	2542911	L	**1 077.–**
Float switch MS1 with 10 m cable	Signal transmitters for aggressive fluids and fluids containing faeces up to the max. temperature of 80 °C. Switching: up “ON”/down “OFF”.	2004593	L	**110.–**
WA65 float switches with 10 m cable	Signal transmitters for contaminated fluids without faeces with a maximum temperature of 60 °C. Switching: up “ON”/down “OFF”.	503211893	L	**150.–**
Flash light 230V AC	Optical alarm signal for connection to a switchgear. Suitable for outside installation.	2510429	L	**136.–**
Signal horn 230V AC	Acoustic alarm signal (88 dBA) for connection to a switchgear. Suitable for outside installation.	501459398	L	**81.–**

You can find more accessories at the end in the chapter Electric accessories!
Attention: Switchgears are not protected against explosions and can be used only outside potentially explosive areas. If pumps are used within potentially explosive areas, onsite measures are required.



Wilo-Port 600

Design type
Plastic pump chamber for insertion into the ground

Application
Pumping of sewage containing faeces or pre-cleaned sewage that cannot be returned to the sewer system using natural falls, and for the draining of objects that are below the backflow level.

Scope of delivery
- → Pump chamber with premounted pipework
- → Surface coupling
- → Non-return valve
- → Gate valve
- → Chain

Note: Floor-installed TMW pumps without surface coupling.

Notice
Note! Pump is not included in the scope of delivery!

Special features/product advantages
- → Can be driven over – even by heavy-duty vehicles – thanks to pump covers that are directly mountable on the chamber
- → Flexible adaptability during the installation phase due to a variable pump chamber extension up to 2.75 m
- → Maximum operational reliability and protection against leakage via the one-piece chamber body up to 2.25 m
- → Long service life thanks to the use of corrosion-free materials
- → Simple maintenance with easily accessible valves thanks to the surface coupling
- → Easy installation thanks to the light polyethylene chamber body and integrated inlet connecting pieces
- → Anti-buoyant chamber body without additional weights via circumferential chamber ribs

Price group: PG8

Port 600	For Wilo pumps	Height without packaging	Art. no.		
Type		*H* mm			EUR
1-1500-03B	Rexa CUT, Drain MTC 32F39, Drain MTC 40	1500	2543045	C	**1 392.–**
1-1500-03E	Drain TMW 32	1500	2543048	C	**844.–**
1-1500-04D	Drain TS 40, Drain TC 40, Drain STS 40	1500	2544150	C	**1 254.–**
1-1800-03B	Rexa CUT, Drain MTC 32F39, Drain MTC 40	1800	2543046	C	**1 524.–**
1-1800-03E	Drain TMW 32	1800	2543049	C	**981.–**
1-1800-04D	Drain TS 40, Drain TC 40, Drain STS 40	1800	2544151	C	**1 381.–**

= ready for delivery, L = supply availability, C = approx. 2 weeks, K = approx. 4 weeks, A = on request, = please contact Wilo
Subject to change – all prices do not include VAT. Our General Terms of Delivery and Service apply (see www.wilo.com/legal) – valid from 01/01/2019 in Germany.

Price group: PG8

Port 600	For Wilo pumps	Height without packaging	Art. no.		
Type		*H* mm			EUR
1-2250-03B	Rexa CUT, Drain MTC 32F39, Drain MTC 40	2250	2543047	C	**1 668.–**
1-2250-03E	Drain TMW 32	2250	2544148	C	**1 130.–**
1-2250-04D	Drain TS 40, Drain TC 40, Drain STS 40	2250	2544152	C	**1 524.–**

Price group: PG8

Mechanical accessories

Type	Description	Art. no.		
				EUR
Pump chamber extension port 600/800	made of PE, for the extension of the shaft between 200 mm and 500 mm. Note: only one pump chamber extension is possible per pump chamber.	2543003	C	**241.–**
Pump chamber cover port 600/800 class A15	according to EN 124 made of concrete. Incl. support ring, without ventilation.	2543021	L	**96.–**
Pump chamber cover port 600/800 class B125	according to EN 124 made of cast iron. Incl. support ring, without ventilation.	2543022	L	**213.–**
Pump chamber cover port 600/800 class D400	according to EN 124 for heavy traffic made of concrete. Incl. support ring, without ventilation. For the installation, a load plate must be provided by the customer!	2543023	L	**345.–**
Inlet seal set DN 150	Gasket made of NBR, hose clip and hole saw	2515145	L	**154.–**
Vacuum valve Port 600/800	made of stainless steel to protect the discharge pipe line from underpressure. Attention: Can only be mounted together with “Flush connection Storz C”!	2543032	C	**466.–**
Flush connection Storz C port 600/800	made of stainless steel for connection to a discharge pipe flushing station with Storz C-52 coupling. Incl. locked cover in Storz C version.	2543034	C	**171.–**
Flush connection extension port 600/800	made of stainless steel for extension of the flush connection by 300 mm	2543035	C	**102.–**
Operating key port 600/800	made of stainless steel for easier operation of the gate valve for deep pump chamber depths	2543006	L	**34.–**
Clamp bolting 1¼”/40 mm	made of PE, with female thread (IG), for connection to a PE discharge pipeline	2543025	L	**26.–**
Clamp bolting 1¼”/50 mm	made of PE, with female thread (IG), for connection to a PE discharge pipeline	2543026	L	**30.–**
Clamp bolting 1¼”/63 mm	made of PE, with female thread (IG), for connection to a PE discharge pipeline	2543027	L	**34.–**
Clamp bolting 1½”/50 mm	Made of PE, with female thread (IG), for connection to a PE pressure pipeline	2505044	L	**35.–**
Clamp bolting 1½”/63 mm	Made of PE, with female thread (IG), for connection to a PE pressure pipeline	2505045	L	**41.–**

Price group: PG14

Electrical accessories – level control with dynamic pressure system

Level measurement via an open dynamic pressure system with the option of a separate dynamic pressure bell for the high water level.

Type	Description	Art. no.		
				EUR
EC-L-1x12A-DOL-MT34-WM-EMS-IPS	Microcontroller-controlled switchgear with LC display, symbol-based menu navigation and integrated pressure transducer for level-dependent control of a submersible pump by means of float switches, level sensor or immersion bell. WITHOUT main switch, mains isolator must be provided by the customer! **Note!** The operating manual are printed in the following languages: DE, EN, FR, PL, RU. All 28 languages are enclosed as PDF files on a USB stick. For installation and commissioning, **a notebook or tablet may be required.**	2543212	L	**864.–**
Dynamic pressure bell with 10 m hose	Pneumatic signal transmitter for fluids containing faeces with a max. temperature of 60°C. The signal transmitter is open in the direction of the fluid and has to be vented after each pumping-out (OFF according to time).	2516976	L	**85.–**

You can find more accessories at the end in the chapter Electric accessories!

Attention: Switchgears are not protected against explosions and can be used only outside potentially explosive areas. If pumps are used within potentially explosive areas, onsite measures are required.

= ready for delivery, L = supply availability, C = approx. 2 weeks, K = approx. 4 weeks, A = on request, = please contact Wilo

Subject to change – all prices do not include VAT. Our General Terms of Delivery and Service apply (see www.wilo.com/legal) – valid from 01/01/2019 in Germany.

Price group: PG14

Electrical accessories – level control with dynamic pressure system

Level measurement via an open dynamic pressure system with the option of a separate dynamic pressure bell for the high water level.

Type	Description	Art. no.		EUR
Bubbling-through system	Small compressor for a permanent or periodic ventilation of the dynamic pressure bell (OFF according to water level) Incl. non-return valve, 3 m hose and T-connector	2516977	L	**209.–**
Flash light 230V AC	Optical alarm signal for connection to a switchgear. Suitable for outside installation.	2510429	L	**136.–**
Signal horn 230V AC	Acoustic alarm signal (88 dBA) for connection to a switchgear. Suitable for outside installation.	501459398	L	**81.–**
NiMh rechargeable battery, 9 V/200 mAh	Rechargeable battery to be installed in the switchgears Wilo-control MS-L and EC-L for a mains-independent alarm	2522850	L	**24.–**

You can find more accessories at the end in the chapter Electric accessories!
Attention: Switchgears are not protected against explosions and can be used only outside potentially explosive areas. If pumps are used within potentially explosive areas, onsite measures are required.

Price group: PG14

Electrical accessories – level control with float switch

Level measurement using several float switches for the different water levels, including high water alarm signal. The breakdown barrier and the Ex cutoff relays are not required except for the connection of signal transmitters in potentially explosive areas! These can also be dispensed with when the SC-L..-Ex switchgear is used!

Type	Description	Art. no.		EUR
EC-L-1x12A-DOL-MT34-WM	Microcontroller-controlled switchgear with LC display and symbol-based menu navigation for level-dependent control of a submersible pump by means of float switches or level sensor. **Note!** The operating manual are printed in the following languages: DE, EN, FR, PL, RU. All 28 languages are enclosed as PDF files on a USB stick. For installation and commissioning, **a notebook or tablet may be required.**	2543210	L	**886.–**
Float switch MS1 with 10 m cable	Signal transmitters for aggressive fluids and fluids containing faeces up to the max. temperature of 80 °C. Switching: up “ON”/down “OFF”.	2004593	L	**110.–**
Float switches WA65 with 5 m cable	Signal transmitters for contaminated fluids without faeces with a maximum temperature of 60 °C. Switching: up “ON”/down “OFF”.	503211390	L	**79.–**
WA65 float switches with 10 m cable	Signal transmitters for contaminated fluids without faeces with a maximum temperature of 60 °C. Switching: up “ON”/down “OFF”.	503211893	L	**150.–**
WA65 float switches with 20 m cable	Signal transmitters for contaminated fluids without faeces with a maximum temperature of 60 °C. Switching: up “ON”/down “OFF”.	2004431	L	**224.–**
Float switches WA65 with 30 m cable	Signal transmitters for contaminated fluids without faeces with a maximum temperature of 60 °C. Switching: up “ON”/down “OFF”.	2004432	L	**304.–**
Ex-rated cut-off relay (2-circuit)	Ex cut-off relay for the connection of 2 float switches for level control in explosive atmospheres.	2513059	L	**699.–**
Ex-rated cut-off relay (3-circuit)	Ex cut-off relay for the connection of 3 float switches for level control in explosive atmospheres.	2510698	A	**881.–**
Ex-rated cut-off relay (4-circuit)	Ex cut-off relay for the connection of 4 float switches for level control in explosive atmospheres.	2510699	K	**827.–**
Ex-rated cut-off relay (5-circuit)	Ex cut-off relay for the connection of 5 float switches for level control in explosive atmospheres.	2510674	A	**1 117.–**
Flash light 230V AC	Optical alarm signal for connection to a switchgear. Suitable for outside installation.	2510429	L	**136.–**
Signal horn 230V AC	Acoustic alarm signal (88 dBA) for connection to a switchgear. Suitable for outside installation.	501459398	L	**81.–**
NiMh rechargeable battery, 9 V/200 mAh	Rechargeable battery to be installed in the switchgears Wilo-control MS-L and EC-L for a mains-independent alarm	2522850	L	**24.–**

You can find more accessories at the end in the chapter Electric accessories!
Attention: Switchgears are not protected against explosions and can be used only outside potentially explosive areas. If pumps are used within potentially explosive areas, onsite measures are required.

Price group: PG14

Electrical accessories – level control with level sensor

Level measurement using a level sensor with various measurement ranges, including high water alarm and dry-running protection. The breakdown barrier and the Ex cut-off relays are not required except for the connection of signal transmitters in potentially explosive areas! These can also be dispensed with when the SC-L..-Ex switchgear is used!

Type	Description	Art. no.		EUR
EC-L-1x12A-DOL-MT34-WM	Microcontroller-controlled switchgear with LC display and symbol-based menu navigation for level-dependent control of a submersible pump by means of float switches or level sensor. **Note!** The operating manual are printed in the following languages: DE, EN, FR, PL, RU. All 28 languages are enclosed as PDF files on a USB stick. For installation and commissioning, **a notebook or tablet may be required.**	2543210	L	**886.–**
Level sensor 0-1 mWS, with 10 m cable	Signal transmitter with ATEX approval for fluids containing faeces with a max. temperature of 60°C. Output signal: 4...20 mA	2519924	L	**428.–**
Level sensor 0-1 mWS, with 30 m cable	Signal transmitter with ATEX approval for fluids containing faeces with a max. temperature of 60°C. Output signal: 4...20 mA	2519925	L	**506.–**
Level sensor 0-1 mWS, with 50 m cable	Signal transmitter with ATEX approval for fluids containing faeces with a max. temperature of 60°C. Output signal: 4...20 mA	2519926	L	**612.–**
Flash light 230V AC	Optical alarm signal for connection to a switchgear. Suitable for outside installation.	2510429	L	**136.–**
Signal horn 230V AC	Acoustic alarm signal (88 dBA) for connection to a switchgear. Suitable for outside installation.	501459398	L	**81.–**
Cable clamp	For the fixation of a signal transmitter in the sump. The terminal is fixed with a hook to the sump, the cable of the signal transmitter is connected and fixed by the weight of the signal transmitter.	2519927	L	**21.–**
Zener barrier	Breakdown barrier (Zener barrier) for the connection of one level sensor in an explosive atmosphere.	2541372	L	**268.–**
NiMh rechargeable battery, 9 V/200 mAh	Rechargeable battery to be installed in the switchgears Wilo-control MS-L and EC-L for a mains-independent alarm	2522850	L	**24.–**

You can find more accessories at the end in the chapter Electric accessories!
Attention: Switchgears are not protected against explosions and can be used only outside potentially explosive areas. If pumps are used within potentially explosive areas, onsite measures are required.

Price group: PG14

Electrical accessories – mains-independent alarm signal

Alarm signal for detection of flooding in rooms and buildings. The alarm signal is acoustic, optical or wireless. In addition, other consumers can be controlled directly.

Type	Description	Art. no.		EUR
DrainAlarm 2	Network-independent alarm switchgear with optical and acoustic alarm signal and with a connection for one float switch.	2545133	L	**399.–**
DrainAlarm GSM	Network-independent alarm switchgear with optical, acoustic and wireless (per GSM) alarm signal and with a connection for one float switch.	2542911	L	**1 077.–**
Float switch MS1 with 10 m cable	Signal transmitters for aggressive fluids and fluids containing faeces up to the max. temperature of 80 °C. Switching: up “ON”/down “OFF”.	2004593	L	**110.–**
WA65 float switches with 10 m cable	Signal transmitters for contaminated fluids without faeces with a maximum temperature of 60 °C. Switching: up “ON”/down “OFF”.	503211893	L	**150.–**
Flash light 230V AC	Optical alarm signal for connection to a switchgear. Suitable for outside installation.	2510429	L	**136.–**
Signal horn 230V AC	Acoustic alarm signal (88 dBA) for connection to a switchgear. Suitable for outside installation.	501459398	L	**81.–**

You can find more accessories at the end in the chapter Electric accessories!
Attention: Switchgears are not protected against explosions and can be used only outside potentially explosive areas. If pumps are used within potentially explosive areas, onsite measures are required.



Wilo-Port 800

Design type
Plastic pump chamber for insertion into the ground

Application
Pumping of sewage containing faeces that cannot be returned to the sewer system using natural falls, and for the draining of objects that are below the backflow level.

Scope of delivery
- → Pump chamber with premounted pipework
- → Surface coupling
- → Non-return valve
- → Gate valve
- → Chain

Notice
Note! Pump is not included in the scope of delivery!

Special features/product advantages
- → Can be driven over – even by heavy-duty vehicles – thanks to pump covers that are directly mountable on the chamber
- → Flexible adaptability during the installation phase due to a variable pump chamber extension up to 2.75 m
- → Maximum operational reliability and protection against leakage via the one-piece chamber body up to 2.25 m
- → Long service life thanks to the use of corrosion-free materials
- → Simple maintenance with easily accessible valves thanks to the surface coupling
- → Easy installation thanks to the light polyethylene chamber body and integrated inlet connecting pieces
- → Anti-buoyant chamber body without additional weights via circumferential chamber ribs

Price group: PG8

Port 800	For Wilo pumps	Height without packaging	Art. no.		
Type		*H* mm			EUR
1-1750-03B	Rexa CUT, Drain MTC 32F39, Drain MTC 40	1750	2543011	C	**1 756.–**
1-1750-03C	Drain MTC 32F39, Drain MTC 32F55	1750	2543012	C	**1 759.–**
1-2250-03B	Rexa CUT, Drain MTC 32F39, Drain MTC 40	2250	2543014	C	**1 912.–**
1-2250-03C	Drain MTC 32F39, Drain MTC 32F55	2250	2543015	C	**1 915.–**
2-1750-03B	Rexa CUT, Drain MTC 32F39, Drain MTC 40	1750	2544205	C	**2 501.–**
2-2250-03B	Rexa CUT, Drain MTC 32F39, Drain MTC 40	2250	2544206	C	**2 659.–**

= ready for delivery, L = supply availability, C = approx. 2 weeks, K = approx. 4 weeks, A = on request, = please contact Wilo
Subject to change – all prices do not include VAT. Our General Terms of Delivery and Service apply (see www.wilo.com/legal) – valid from 01/01/2019 in Germany.

Price group: PG8

Mechanical accessories

Type	Description	Art. no.		
			🚚	EUR
Pump chamber extension port 600/800	made of PE, for the extension of the shaft between 200 mm and 500 mm. Note: only one pump chamber extension is possible per pump chamber.	2543003	C	**241.–**
Pump chamber cover port 600/800 class A15	according to EN 124 made of concrete. Incl. support ring, without ventilation.	2543021	L	**96.–**
Pump chamber cover port 600/800 class B125	according to EN 124 made of cast iron. Incl. support ring, without ventilation.	2543022	L	**213.–**
Pump chamber cover port 600/800 class D400	according to EN 124 for heavy traffic made of concrete. Incl. support ring, without ventilation. For the installation, a load plate must be provided by the customer!	2543023	L	**345.–**
Inlet seal set DN 150	Gasket made of NBR, hose clip and hole saw	2515145	L	**154.–**
Vacuum valve Port 600/800	made of stainless steel to protect the discharge pipe line from underpressure. Attention: Can only be mounted together with “Flush connection Storz C”!	2543032	C	**466.–**
Flush connection Storz C port 600/800	made of stainless steel for connection to a discharge pipe flushing station with Storz C-52 coupling. Incl. locked cover in Storz C version.	2543034	C	**171.–**
Flush connection extension port 600/800	made of stainless steel for extension of the flush connection by 300 mm	2543035	C	**102.–**
Operating key port 600/800	made of stainless steel for easier operation of the gate valve for deep pump chamber depths	2543006	L	**34.–**
Clamp bolting 1¼”/40 mm	made of PE, with female thread (IG), for connection to a PE discharge pipeline	2543025	L	**26.–**
Clamp bolting 1¼”/50 mm	made of PE, with female thread (IG), for connection to a PE discharge pipeline	2543026	L	**30.–**
Clamp bolting 1¼”/63 mm	made of PE, with female thread (IG), for connection to a PE discharge pipeline	2543027	L	**34.–**

Price group: PG14

Electrical accessories – level control with dynamic pressure system

Level measurement via an open dynamic pressure system with the option of a separate dynamic pressure bell for the high water level.

Type	Description	Art. no.		
			🚚	EUR
EC-L-1x12A-DOL-MT34-WM-EMS-IPS	Microcontroller-controlled switchgear with LC display, symbol-based menu navigation and integrated pressure transducer for level-dependent control of a submersible pump by means of float switches, level sensor or immersion bell. WITHOUT main switch, mains isolator must be provided by the customer! **Note!** The operating manual are printed in the following languages: DE, EN, FR, PL, RU. All 28 languages are enclosed as PDF files on a USB stick. For installation and commissioning, **a notebook or tablet may be required.**	2543212	L	**864.–**
EC-L-2x12A-DOL-MT34-WM-EMS-IPS	Microcontroller-controlled switchgear with LC display, symbol-based menu navigation and integrated pressure transducer for level-dependent control of two submersible pumps by means of float switches, level sensor or immersion bell. WITHOUT main switch, mains isolator must be provided by the customer! **Note!** The operating manual are printed in the following languages: DE, EN, FR, PL, RU. All 28 languages are enclosed as PDF files on a USB stick. For installation and commissioning, **a notebook or tablet may be required.**	2543222	L	**1 329.–**
Dynamic pressure bell with 10 m hose	Pneumatic signal transmitter for fluids containing faeces with a max. temperature of 60°C. The signal transmitter is open in the direction of the fluid and has to be vented after each pumping-out (OFF according to time).	2516976	L	**85.–**
Bubbling-through system	Small compressor for a permanent or periodic ventilation of the dynamic pressure bell (OFF according to water level) Incl. non-return valve, 3 m hose and T-connector	2516977	L	**209.–**
Flash light 230V AC	Optical alarm signal for connection to a switchgear. Suitable for outside installation.	2510429	L	**136.–**
Signal horn 230V AC	Acoustic alarm signal (88 dBA) for connection to a switchgear. Suitable for outside installation.	501459398	L	**81.–**
NiMh rechargeable battery, 9 V/200 mAh	Rechargeable battery to be installed in the switchgears Wilo-control MS-L and EC-L for a mains-independent alarm	2522850	L	**24.–**

You can find more accessories at the end in the chapter Electric accessories!

Attention: Switchgears are not protected against explosions and can be used only outside potentially explosive areas. If pumps are used within potentially explosive areas, onsite measures are required.

🚚 = ready for delivery, L = supply availability, C = approx. 2 weeks, K = approx. 4 weeks, A = on request, 📞 = please contact Wilo

Subject to change – all prices do not include VAT. Our General Terms of Delivery and Service apply (see www.wilo.com/legal) – valid from 01/01/2019 in Germany.

Price group: PG14

Electrical accessories – level control with float switch

Level measurement using several float switches for the different water levels, including high water alarm signal. The breakdown barrier and the Ex cutoff relays are not required except for the connection of signal transmitters in potentially explosive areas! These can also be dispensed with when the SC-L..-Ex switchgear is used!

Type	Description	Art. no.		EUR
			🚚	
EC-L-1x12A-DOL-MT34-WM	Microcontroller-controlled switchgear with LC display and symbol-based menu navigation for level-dependent control of a submersible pump by means of float switches or level sensor. **Note!** The operating manual are printed in the following languages: DE, EN, FR, PL, RU. All 28 languages are enclosed as PDF files on a USB stick. For installation and commissioning, **a notebook or tablet may be required.**	2543210	L	**886.–**
EC-L-2x12A-DOL-MT34-WM	Microcontroller-controlled switchgear with LC display and symbol-based menu navigation for level-dependent control of submersible pumps by means of float switches or level sensor. **Note!** The operating manual are printed in the following languages: DE, EN, FR, PL, RU. All 28 languages are enclosed as PDF files on a USB stick. For installation and commissioning, **a notebook or tablet may be required.**	2543220	L	**1 399.–**
Float switch MS1 with 10 m cable	Signal transmitters for aggressive fluids and fluids containing faeces up to the max. temperature of 80 °C. Switching: up "ON"/down "OFF".	2004593	L	**110.–**
Float switches WA65 with 5 m cable	Signal transmitters for contaminated fluids without faeces with a maximum temperature of 60 °C. Switching: up "ON"/down "OFF".	503211390	L	**79.–**
WA65 float switches with 10 m cable	Signal transmitters for contaminated fluids without faeces with a maximum temperature of 60 °C. Switching: up "ON"/down "OFF".	503211893	L	**150.–**
WA65 float switches with 20 m cable	Signal transmitters for contaminated fluids without faeces with a maximum temperature of 60 °C. Switching: up "ON"/down "OFF".	2004431	L	**224.–**
Float switches WA65 with 30 m cable	Signal transmitters for contaminated fluids without faeces with a maximum temperature of 60 °C. Switching: up "ON"/down "OFF".	2004432	L	**304.–**
Ex-rated cut-off relay (2-circuit)	Ex cut-off relay for the connection of 2 float switches for level control in explosive atmospheres.	2513059	L	**699.–**
Ex-rated cut-off relay (3-circuit)	Ex cut-off relay for the connection of 3 float switches for level control in explosive atmospheres.	2510698	A	**881.–**
Ex-rated cut-off relay (4-circuit)	Ex cut-off relay for the connection of 4 float switches for level control in explosive atmospheres.	2510699	K	**827.–**
Ex-rated cut-off relay (5-circuit)	Ex cut-off relay for the connection of 5 float switches for level control in explosive atmospheres.	2510674	A	**1 117.–**
Flash light 230V AC	Optical alarm signal for connection to a switchgear. Suitable for outside installation.	2510429	L	**136.–**
Signal horn 230V AC	Acoustic alarm signal (88 dBA) for connection to a switchgear. Suitable for outside installation.	501459398	L	**81.–**
NiMh rechargeable battery, 9 V/200 mAh	Rechargeable battery to be installed in the switchgears Wilo-control MS-L and EC-L for a mains-independent alarm	2522850	L	**24.–**

You can find more accessories at the end in the chapter Electric accessories!
Attention: Switchgears are not protected against explosions and can be used only outside potentially explosive areas. If pumps are used within potentially explosive areas, onsite measures are required.

Price group: PG14

Electrical accessories – level control with level sensor

Level measurement using a level sensor with various measurement ranges, including high water alarm and dry-running protection. The breakdown barrier and the Ex cut-off relays are not required except for the connection of signal transmitters in potentially explosive areas! These can also be dispensed with when the SC-L..-Ex switchgear is used!

Type	Description	Art. no.		EUR
EC-L-1x12A-DOL-MT34-WM	Microcontroller-controlled switchgear with LC display and symbol-based menu navigation for level-dependent control of a submersible pump by means of float switches or level sensor. **Note!** The operating manual are printed in the following languages: DE, EN, FR, PL, RU. All 28 languages are enclosed as PDF files on a USB stick. For installation and commissioning, **a notebook or tablet may be required.**	2543210	L	**886.–**
EC-L-2x12A-DOL-MT34-WM	Microcontroller-controlled switchgear with LC display and symbol-based menu navigation for level-dependent control of submersible pumps by means of float switches or level sensor. **Note!** The operating manual are printed in the following languages: DE, EN, FR, PL, RU. All 28 languages are enclosed as PDF files on a USB stick. For installation and commissioning, **a notebook or tablet may be required.**	2543220	L	**1 399.–**
Level sensor 0-1 mWS, with 10 m cable	Signal transmitter with ATEX approval for fluids containing faeces with a max. temperature of 60°C. Output signal: 4...20 mA	2519924	L	**428.–**
Level sensor 0-1 mWS, with 30 m cable	Signal transmitter with ATEX approval for fluids containing faeces with a max. temperature of 60°C. Output signal: 4...20 mA	2519925	L	**506.–**
Level sensor 0-1 mWS, with 50 m cable	Signal transmitter with ATEX approval for fluids containing faeces with a max. temperature of 60°C. Output signal: 4...20 mA	2519926	L	**612.–**
Flash light 230V AC	Optical alarm signal for connection to a switchgear. Suitable for outside installation.	2510429	L	**136.–**
Signal horn 230V AC	Acoustic alarm signal (88 dBA) for connection to a switchgear. Suitable for outside installation.	501459398	L	**81.–**
Cable clamp	For the fixation of a signal transmitter in the sump. The terminal is fixed with a hook to the sump, the cable of the signal transmitter is connected and fixed by the weight of the signal transmitter.	2519927	L	**21.–**
Zener barrier	Breakdown barrier (Zener barrier) for the connection of one level sensor in an explosive atmosphere.	2541372	L	**268.–**
NiMh rechargeable battery, 9 V/200 mAh	Rechargeable battery to be installed in the switchgears Wilo-control MS-L and EC-L for a mains-independent alarm	2522850	L	**24.–**

You can find more accessories at the end in the chapter Electric accessories!
Attention: Switchgears are not protected against explosions and can be used only outside potentially explosive areas. If pumps are used within potentially explosive areas, onsite measures are required.

Price group: PG14

Electrical accessories – mains-independent alarm signal

Alarm signal for detection of flooding in rooms and buildings. The alarm signal is acoustic, optical or wireless. In addition, other consumers can be controlled directly.

Type	Description	Art. no.		EUR
DrainAlarm 2	Network-independent alarm switchgear with optical and acoustic alarm signal and with a connection for one float switch.	2545133	L	**399.–**
DrainAlarm GSM	Network-independent alarm switchgear with optical, acoustic and wireless (per GSM) alarm signal and with a connection for one float switch.	2542911	L	**1 077.–**
Float switch MS1 with 10 m cable	Signal transmitters for aggressive fluids and fluids containing faeces up to the max. temperature of 80 °C. Switching: up “ON”/down “OFF”.	2004593	L	**110.–**
WA65 float switches with 10 m cable	Signal transmitters for contaminated fluids without faeces with a maximum temperature of 60 °C. Switching: up “ON”/down “OFF”.	503211893	L	**150.–**
Flash light 230V AC	Optical alarm signal for connection to a switchgear. Suitable for outside installation.	2510429	L	**136.–**
Signal horn 230V AC	Acoustic alarm signal (88 dBA) for connection to a switchgear. Suitable for outside installation.	501459398	L	**81.–**

You can find more accessories at the end in the chapter Electric accessories!
Attention: Switchgears are not protected against explosions and can be used only outside potentially explosive areas. If pumps are used within potentially explosive areas, onsite measures are required.

= ready for delivery, L = supply availability, C = approx. 2 weeks, K = approx. 4 weeks, A = on request, = please contact Wilo
Subject to change – all prices do not include VAT. Our General Terms of Delivery and Service apply (see www.wilo.com/legal) – valid from 01/01/2019 in Germany.



Accessories	Page
Commissioning/maintenance	592

Wilo-DrainLift WS 1100

Design type
Plastic pump chamber for insertion into the ground

Application
Pumping of sewage containing faeces or pre-cleaned sewage that cannot be returned to the sewer system using natural falls, and for the draining of objects that are below the backflow level.

Scope of delivery
- → Pump chamber with premounted pipework
- → Surface coupling
- → Non-return valve
- → Gate valve
- → Flush connection G 1½
- → Stainless steel chain including fastening hook
- → Supporting bar for level sensor or float switch including mounting accessories
- → Connection material for two DN 150 KG inlet pipes
- → Chain
- → Installation and operating instructions

For double pump stations, double the number of valves (surface couplings, gate valves,...) are supplied.

Special features/product advantages
- → Deposit-free collecting space
- → High stability due to hemispherical shape of the bottom of the pump chamber
- → Four inlets can be selected onsite
- → Stainless steel pipes in V4A

Notice
Note! Pump is not included in the scope of delivery!

Price group: PG8

Ordering information

DrainLift WS 1100	For Wilo pumps	Height without packaging	Art. no.		
Type		*H* mm			EUR
1100D/MTC/CUT	Drain MTC 32, Rexa GUT GI	1820	2531442	K	**3 292.–**
1100D/UNI/FIT/PRO	Rexa UNI V05, Rexa FIT V05, Rexa PRO V05	1820	2506441	K	**3 792.–**
1100D/UNI/PRO	Rexa UNI V06, Rexa PRO V06	1820	2506442	K	**4 371.–**
1100E/MTC/CUT	Drain MTC 32, Rexa GUT GI	1820	2531441	K	**2 624.–**
1100E/TP/PRO	Drain TP 80, Rexa PRO V06	1820	2506434	K	**4 542.–**
1100E/UNI/FIT/PRO	Rexa UNI V05, Rexa FIT V05, Rexa PRO V05	1820	2506432	K	**3 007.–**
1100E/UNI/PRO	Rexa UNI V06, Rexa PRO V06	1820	2506433	K	**3 437.–**

= ready for delivery, L = supply availability, C = approx. 2 weeks, K = approx. 4 weeks, A = on request, = please contact Wilo
Subject to change – all prices do not include VAT. Our General Terms of Delivery and Service apply (see www.wilo.com/legal) – valid from 01/01/2019 in Germany.

Price group: PG14

Mechanical accessories

Type	Description	Art. no.		
			🚚	EUR
Sump cover WS 900/1100 Standard	Made of PE, with two stainless steel locks, can be walked on	2506477	L	**238.–**
Sump cover WS 900/1100 flood-proof	Made of PE, with seal and six stainless steel locks, can be walked on	2506478	L	**477.–**
Sump extension WS 900/1100	Made of PE, Ø 730 x 800, for WS900/1100 sumps, including seal, mounting accessories and supporting bar extension for level sensor (note: only one sump per sump extension possible.)	2506431	C	**466.–**
Inlet seal set DN 150	Gasket made of NBR, hose clip and hole saw	2515145	L	**154.–**
Clamp bolting 1½"/50 mm	Made of PE, with female thread (IG), for connection to a PE pressure pipeline	2505044	L	**35.–**
Clamp bolting 1½"/63 mm	Made of PE, with female thread (IG), for connection to a PE pressure pipeline	2505045	L	**41.–**
Clamp bolting 2"/63 mm	Made of PE, with female thread (IG), for connection to a PE pressure pipeline	2505046	L	**45.–**

Price group: PG14

Electrical accessories – level control with dynamic pressure system

Level measurement via an open dynamic pressure system with the option of a separate dynamic pressure bell for the high water level.

Type	Description	Art. no.		
			🚚	EUR
EC-L-1x12A-DOL-MT34-WM-EMS-IPS	Microcontroller-controlled switchgear with LC display, symbol-based menu navigation and integrated pressure transducer for level-dependent control of a submersible pump by means of float switches, level sensor or immersion bell. WITHOUT main switch, mains isolator must be provided by the customer! **Note!** The operating manual are printed in the following languages: DE, EN, FR, PL, RU. All 28 languages are enclosed as PDF files on a USB stick. For installation and commissioning, **a notebook or tablet may be required.**	2543212	L	**864.–**
EC-L-2x12A-DOL-MT34-WM-EMS-IPS	Microcontroller-controlled switchgear with LC display, symbol-based menu navigation and integrated pressure transducer for level-dependent control of two submersible pumps by means of float switches, level sensor or immersion bell. WITHOUT main switch, mains isolator must be provided by the customer! **Note!** The operating manual are printed in the following languages: DE, EN, FR, PL, RU. All 28 languages are enclosed as PDF files on a USB stick. For installation and commissioning, **a notebook or tablet may be required.**	2543222	L	**1 329.–**
Dynamic pressure bell with 10 m hose	Pneumatic signal transmitter for fluids containing faeces with a max. temperature of 60°C. The signal transmitter is open in the direction of the fluid and has to be vented after each pumping-out (OFF according to time).	2516976	L	**85.–**
Bubbling-through system	Small compressor for a permanent or periodic ventilation of the dynamic pressure bell (OFF according to water level) Incl. non-return valve, 3 m hose and T-connector	2516977	L	**209.–**
Flash light 230V AC	Optical alarm signal for connection to a switchgear. Suitable for outside installation.	2510429	L	**136.–**
Signal horn 230V AC	Acoustic alarm signal (88 dBA) for connection to a switchgear. Suitable for outside installation.	501459398	L	**81.–**
NiMh rechargeable battery, 9 V/200 mAh	Rechargeable battery to be installed in the switchgears Wilo-control MS-L and EC-L for a mains-independent alarm	2522850	L	**24.–**

You can find more accessories at the end in the chapter Electric accessories!
Attention: Switchgears are not protected against explosions and can be used only outside potentially explosive areas. If pumps are used within potentially explosive areas, onsite measures are required.

Price group: PG14

Electrical accessories – level control with float switch

Level measurement using several float switches for the different water levels, including high water alarm signal. The breakdown barrier and the Ex cutoff relays are not required except for the connection of signal transmitters in potentially explosive areas! These can also be dispensed with when the SC-L..-Ex switchgear is used!

Type	Description	Art. no.		EUR
			🚚	
EC-L-1x12A-DOL-MT34-WM	Microcontroller-controlled switchgear with LC display and symbol-based menu navigation for level-dependent control of a submersible pump by means of float switches or level sensor. **Note!** The operating manual are printed in the following languages: DE, EN, FR, PL, RU. All 28 languages are enclosed as PDF files on a USB stick. For installation and commissioning, **a notebook or tablet may be required.**	2543210	L	**886.–**
EC-L-2x12A-DOL-MT34-WM	Microcontroller-controlled switchgear with LC display and symbol-based menu navigation for level-dependent control of submersible pumps by means of float switches or level sensor. **Note!** The operating manual are printed in the following languages: DE, EN, FR, PL, RU. All 28 languages are enclosed as PDF files on a USB stick. For installation and commissioning, **a notebook or tablet may be required.**	2543220	L	**1 399.–**
Float switch MS1 with 10 m cable	Signal transmitters for aggressive fluids and fluids containing faeces up to the max. temperature of 80 °C. Switching: up "ON"/down "OFF".	2004593	L	**110.–**
Float switches WA65 with 5 m cable	Signal transmitters for contaminated fluids without faeces with a maximum temperature of 60 °C. Switching: up "ON"/down "OFF".	503211390	L	**79.–**
WA65 float switches with 10 m cable	Signal transmitters for contaminated fluids without faeces with a maximum temperature of 60 °C. Switching: up "ON"/down "OFF".	503211893	L	**150.–**
WA65 float switches with 20 m cable	Signal transmitters for contaminated fluids without faeces with a maximum temperature of 60 °C. Switching: up "ON"/down "OFF".	2004431	L	**224.–**
Float switches WA65 with 30 m cable	Signal transmitters for contaminated fluids without faeces with a maximum temperature of 60 °C. Switching: up "ON"/down "OFF".	2004432	L	**304.–**
Ex-rated cut-off relay (2-circuit)	Ex cut-off relay for the connection of 2 float switches for level control in explosive atmospheres.	2513059	L	**699.–**
Ex-rated cut-off relay (3-circuit)	Ex cut-off relay for the connection of 3 float switches for level control in explosive atmospheres.	2510698	A	**881.–**
Ex-rated cut-off relay (4-circuit)	Ex cut-off relay for the connection of 4 float switches for level control in explosive atmospheres.	2510699	K	**827.–**
Ex-rated cut-off relay (5-circuit)	Ex cut-off relay for the connection of 5 float switches for level control in explosive atmospheres.	2510674	A	**1 117.–**
Flash light 230V AC	Optical alarm signal for connection to a switchgear. Suitable for outside installation.	2510429	L	**136.–**
Signal horn 230V AC	Acoustic alarm signal (88 dBA) for connection to a switchgear. Suitable for outside installation.	501459398	L	**81.–**
NiMh rechargeable battery, 9 V/200 mAh	Rechargeable battery to be installed in the switchgears Wilo-control MS-L and EC-L for a mains-independent alarm	2522850	L	**24.–**

You can find more accessories at the end in the chapter Electric accessories!
Attention: Switchgears are not protected against explosions and can be used only outside potentially explosive areas. If pumps are used within potentially explosive areas, onsite measures are required.

🚚 = ready for delivery, L = supply availability, C = approx. 2 weeks, K = approx. 4 weeks, A = on request, 📞 = please contact Wilo
Subject to change – all prices do not include VAT. Our General Terms of Delivery and Service apply (see www.wilo.com/legal) – valid from 01/01/2019 in Germany.

Price group: PG14

Electrical accessories – level control with level sensor

Level measurement using a level sensor with various measurement ranges, including high water alarm and dry-running protection. The breakdown barrier and the Ex cut-off relays are not required except for the connection of signal transmitters in potentially explosive areas! These can also be dispensed with when the SC-L..-Ex switchgear is used!

Type	Description	Art. no.		
			🚚	EUR
EC-L-1x12A-DOL-MT34-WM	Microcontroller-controlled switchgear with LC display and symbol-based menu navigation for level-dependent control of a submersible pump by means of float switches or level sensor. **Note!** The operating manual are printed in the following languages: DE, EN, FR, PL, RU. All 28 languages are enclosed as PDF files on a USB stick. For installation and commissioning, **a notebook or tablet may be required.**	2543210	L	**886.–**
EC-L-2x12A-DOL-MT34-WM	Microcontroller-controlled switchgear with LC display and symbol-based menu navigation for level-dependent control of submersible pumps by means of float switches or level sensor. **Note!** The operating manual are printed in the following languages: DE, EN, FR, PL, RU. All 28 languages are enclosed as PDF files on a USB stick. For installation and commissioning, **a notebook or tablet may be required.**	2543220	L	**1 399.–**
Level sensor 0-1 mWS, with 30 m cable	Signal transmitter with ATEX approval for fluids containing faeces with a max. temperature of 60°C. Output signal: 4...20 mA	2519925	L	**506.–**
Level sensor 0-1 mWS, with 50 m cable	Signal transmitter with ATEX approval for fluids containing faeces with a max. temperature of 60°C. Output signal: 4...20 mA	2519926	L	**612.–**
Flash light 230V AC	Optical alarm signal for connection to a switchgear. Suitable for outside installation.	2510429	L	**136.–**
Signal horn 230V AC	Acoustic alarm signal (88 dBA) for connection to a switchgear. Suitable for outside installation.	501459398	L	**81.–**
Cable clamp	For the fixation of a signal transmitter in the sump. The terminal is fixed with a hook to the sump, the cable of the signal transmitter is connected and fixed by the weight of the signal transmitter.	2519927	L	**21.–**
Zener barrier	Breakdown barrier (Zener barrier) for the connection of one level sensor in an explosive atmosphere.	2541372	L	**268.–**
NiMh rechargeable battery, 9 V/200 mAh	Rechargeable battery to be installed in the switchgears Wilo-control MS-L and EC-L for a mains-independent alarm	2522850	L	**24.–**

You can find more accessories at the end in the chapter Electric accessories!
Attention: Switchgears are not protected against explosions and can be used only outside potentially explosive areas. If pumps are used within potentially explosive areas, onsite measures are required.

Price group: PG14

Electrical accessories – mains-independent alarm signal

Alarm signal for detection of flooding in rooms and buildings. The alarm signal is acoustic, optical or wireless. In addition, other consumers can be controlled directly.

Type	Description	Art. no.		
			🚚	EUR
DrainAlarm 2	Network-independent alarm switchgear with optical and acoustic alarm signal and with a connection for one float switch.	2545133	L	**399.–**
DrainAlarm GSM	Network-independent alarm switchgear with optical, acoustic and wireless (per GSM) alarm signal and with a connection for one float switch.	2542911	L	**1 077.–**
Float switch MS1 with 10 m cable	Signal transmitters for aggressive fluids and fluids containing faeces up to the max. temperature of 80 °C. Switching: up “ON”/down “OFF”.	2004593	L	**110.–**
WA65 float switches with 10 m cable	Signal transmitters for contaminated fluids without faeces with a maximum temperature of 60 °C. Switching: up “ON”/down “OFF”.	503211893	L	**150.–**
Flash light 230V AC	Optical alarm signal for connection to a switchgear. Suitable for outside installation.	2510429	L	**136.–**
Signal horn 230V AC	Acoustic alarm signal (88 dBA) for connection to a switchgear. Suitable for outside installation.	501459398	L	**81.–**

You can find more accessories at the end in the chapter Electric accessories!
Attention: Switchgears are not protected against explosions and can be used only outside potentially explosive areas. If pumps are used within potentially explosive areas, onsite measures are required.

🚚 = ready for delivery, L = supply availability, C = approx. 2 weeks, K = approx. 4 weeks, A = on request, 📞 = please contact Wilo
Subject to change – all prices do not include VAT. Our General Terms of Delivery and Service apply (see www.wilo.com/legal) – valid from 01/01/2019 in Germany.

Electrical accessories – pump control					
Type	**Description**	**Art. no.**		**Price group**	
			🚚		EUR
MS-L-1x4kW-DOL	Microprocessor-controlled switchgear for level-dependent control of one submersible motor pump with float switch.	2539741	L	PG14	**488.–**
MS-L-2x4kW-DOL	Microprocessor-controlled switchgear for level-dependent control of two submersible motor pumps with float switch.	2539745	L	PG14	**660.–**
EC-L-1x12A-DOL-MT34-WM	Microcontroller-controlled switchgear with LC display and symbol-based menu navigation for level-dependent control of a submersible pump by means of float switches or level sensor. **Note!** The operating manual are printed in the following languages: DE, EN, FR, PL, RU. All 28 languages are enclosed as PDF files on a USB stick. For installation and commissioning, **a notebook or tablet may be required.**	2543210	L	PG14	**886.–**
EC-L-1x12A-DOL-MT34-WM-EMS		2543211	L	PG14	**806.–**
EC-L-1x12A-DOL-MT34-WM-EMS-IPS		2543212	L	PG14	**864.–**
EC-L-2x12A-DOL-MT34-WM		2543220	L	PG14	**1 399.–**
EC-L-2x12A-DOL-MT34-WM-EMS		2543221	L	PG14	**1 230.–**
EC-L-2x12A-DOL-MT34-WM-EMS-IPS		2543222	L	PG14	**1 329.–**
SC-L-1x1,6A-M-DOL-WM	Microprocessor-controlled switchgear for level-dependent control of one submersible motor pump via level sensor or float switches.	2543265	A	PG14	**1 976.–**
SC-L-1x1,6A-T34-DOL-WM		2543269	A	PG14	**2 181.–**
SC-L-1x6,3A-M-DOL-WM		2538900	K	PG14	**1 937.–**
SC-L-1x10A-M-DOL-WM		2538904	K	PG14	**1 937.–**
SC-L-1x12A-M-DOL-WM		2538908	K	PG14	**1 937.–**
SC-L-1x2,4A-T34-DOL-WM		2538912	K	PG14	**2 138.–**
SC-L-1x4A-T34-DOL-WM		2538916	K	PG14	**2 138.–**
SC-L-1x6,3A-T34-DOL-WM		2538920	K	PG14	**2 138.–**
SC-L-1x10A-T34-DOL-WM		2538924	K	PG14	**2 138.–**
SC-L-1x12A-T34-DOL-WM		2538928	K	PG14	**2 166.–**
SC-L-1x16A-T34-DOL-WM		2538932	K	PG14	**2 292.–**
SC-L-1x20A-T34-DOL-WM		2538936	K	PG14	**2 646.–**
SC-L-1x13A-T34-SD-WM		2538948	K	PG14	**2 530.–**
SC-L-1x19A-T34-SD-WM		2538952	K	PG14	**2 551.–**
SC-L-1x24A-T34-SD-WM		2538956	K	PG14	**3 079.–**
SC-L-1x32A-T34-SD-WM		2538960	K	PG14	**3 558.–**
SC-L-1x37,5A-T34-SD-WM		2543277	K	PG14	**3 714.–**
SC-L-1x43A-T34-SD-WM		2538964	K	PG14	**3 723.–**
SC-L-1x72A-T34-SD-WM		2538972	K	PG14	**4 963.–**
SC-L-2x1,6A-M-DOL-WM	Microprocessor-controlled switchgear for level-dependent control of one submersible motor pump via level sensor or float switches.	2543266	A	PG14	**2 270.–**
SC-L-2x1,6A-T34-DOL-WM		2543270	A	PG14	**2 511.–**
SC-L-2x6,3A-M-DOL-WM		2538901	K	PG14	**2 226.–**
SC-L-2x10A-M-DOL-WM		2538905	K	PG14	**2 226.–**
SC-L-2x12A-M-DOL-WM		2538909	K	PG14	**2 226.–**
SC-L-2x2,4A-T34-DOL-WM		2538913	K	PG14	**2 461.–**
SC-L-2x4A-T34-DOL-WM		2538917	K	PG14	**2 461.–**
SC-L-2x6,3A-T34-DOL-WM		2538921	K	PG14	**2 461.–**
SC-L-2x10A-T34-DOL-WM		2538925	K	PG14	**2 461.–**
SC-L-2x12A-T34-DOL-WM		2538929	K	PG14	**2 515.–**
SC-L-2x16A-T34-DOL-WM		2538933	K	PG14	**2 880.–**
SC-L-2x20A-T34-DOL-WM		2538937	K	PG14	**2 949.–**
SC-L-2x13A-T34-SD-WM		2538949	K	PG14	**3 239.–**
SC-L-2x19A-T34-SD-WM		2538953	C	PG14	**3 287.–**
SC-L-2x24A-T34-SD-WM		2538957	C	PG14	**3 567.–**

🚚 = ready for delivery, L = supply availability, C = approx. 2 weeks, K = approx. 4 weeks, A = on request, 📞 = please contact Wilo
Subject to change – all prices do not include VAT. Our General Terms of Delivery and Service apply (see www.wilo.com/legal) – valid from 01/01/2019 in Germany.

Electrical accessories – pump control					
Type	**Description**	**Art. no.**		**Price group**	
					EUR
SC-L-2x32A-T34-SD-WM	Microprocessor-controlled switchgear for level-dependent control of one submersible motor pump via level sensor or float switches.	2538961	K	PG14	**4 185.–**
SC-L-2x37,5A-T34-SD-WM		2543278	K	PG14	**4 375.–**
SC-L-2x43A-T34-SD-WM		2538965	K	PG14	**4 391.–**
SC-L-2x61A-T34-SD-WM		2538969	K	PG14	**5 074.–**
SC-L-2x72A-T34-SD-WM		2538973	K	PG14	**6 222.–**

Electrical accessories – pump control					
Type	**Description**	**Art. no.**		**Price group**	
					EUR
Evaluation relay NIV 101/A	Evaluation relay for the connection of one pencil electrode for sealing chamber control. Additional connection for bimetal or PTC sensor for winding temperature monitoring. For installation in switch cabinet	6045175	L	PG14	**147.–**
Evaluation relay NIV 105/S	Evaluation relay for the connection of 3 electrodes or 2 float switches for level control. For installation in switch cabinet	6003270	L	PG14	**179.–**
Overload relay CM-MSS.41S, 24-240 V, 50/60 Hz, AC/DC	–	6076739	A	PG14	**103.–**
Phase asymmetry relay PS2DF	Relay for monitoring the power supply for phase failure, phase asymmetry and undervoltage. For installation in switch cabinet!	6003283	A	PG14	**204.–**
Evaluation relay DGW 2.01	Evaluation relay for the connection of one PT100 sensor for temperature monitoring and control.	6002962	L	PG14	**493.–**
Evaluation relay SK 545	Evaluation relay for the connection of humidity electrodes for motor compartment control and for winding temperature control with bimetallic strip (Wilo-Drain TP 80, TP 100 only). For installation in switch cabinet	2015577	L	PG14	**316.–**
Communication module Mod-Bus RTU (SC)	For connection of Wilo-Control SC series with Modbus RTU networks.	2538241	L	PG14	**470.–**
Communication module BACnet (SC)	For connection of Wilo-Control SC series with BACnet MSTP networks.	2538242	L	PG14	**487.–**
Communication module LON (SC)	For connection of Wilo-Control SC series with Modbus LON networks.	2538243	K	PG14	**487.–**
Communication module GSM (SC)	Additional module for equipping the switchgear series SC/SCe for dialling into GSM mobile phone networks.	2542216	C	PG14	**430.–**
GSM/GPRS Aerial with cable 2.5 m	Flexible antenna with plastic coating, magnetic stand and shielded aerial cable with FEM plug.	2533862	K	PG14	**127.–**
GSM/GPRS Aerial with cable 10 m	Plastic coated antenna including angle bracket for outdoor installation and shielded antenna cable with FME plug.	2533863	K	PG14	**383.–**
GSM/GPRS Aerial with cable 15 m	Plastic coated antenna including angle bracket for outdoor installation and shielded antenna cable with FME plug.	2533864	K	PG14	**424.–**
NiMh rechargeable battery, 9 V/200 mAh	Rechargeable battery to be installed in the switchgears Wilo-control MS-L and EC-L for a mains-independent alarm	2522850	L	PG14	**24.–**
Pencil electrode with 10 m cable	External pencil electrode in stainless steel housing with 10 m cable for monitoring leakage in the sealing chamber.	6065216	L	PG14	**95.–**
Pencil electrode with 10 m cable	External pencil electrode in stainless steel housing with 10 m cable for monitoring leakage in the sealing chamber.	6042222	L	PG14	**95.–**

= ready for delivery, L = supply availability, C = approx. 2 weeks, K = approx. 4 weeks, A = on request, = please contact Wilo
Subject to change – all prices do not include VAT. Our General Terms of Delivery and Service apply (see www.wilo.com/legal) – valid from 01/01/2019 in Germany.

Electrical accessories – level control

Type	Description	Art. no.		Price group	EUR
Dynamic pressure bell with 10 m hose	Pneumatic signal transmitter for fluids containing faeces with a max. temperature of 60°C. The signal transmitter is open in the direction of the fluid and has to be vented after each pumping-out (OFF according to time).	2516976	L	PG14	**85.–**
Bubbling-through system	Small compressor for a permanent or periodic ventilation of the dynamic pressure bell (OFF according to water level) Incl. non-return valve, 3 m hose and T-connector	2516977	L	PG14	**209.–**
Float switches WA65 with 5 m cable	Signal transmitters for contaminated fluids without faeces with a maximum temperature of 60 °C. Switching: up "ON"/down "OFF"	503211390	L	PG14	**79.–**
WA65 float switches with 10 m cable		503211893	L	PG14	**150.–**
WA65 float switches with 20 m cable		2004431	L	PG14	**224.–**
Float switches WA65 with 30 m cable		2004432	L	PG14	**304.–**
Float switch MS1 with 10 m cable	Signal transmitters for aggressive fluids and fluids containing faeces up to the max. temperature of 80 °C. Switching: up "ON"/down "OFF".	2004593	L	PG14	**110.–**
Level sensor 0–1 mWS, with 10 m cable	Signal transmitter with ATEX approval for fluids containing faeces with a max. temperature of 60°C. Output signal: 4...20 mA	2519924	L	PG14	**428.–**
Level sensor 0–1 mWS, with 30 m cable		2519925	L	PG14	**506.–**
Level sensor 0–1 mWS, with 50 m cable		2519926	L	PG14	**612.–**
Level sensor 0–2.5 mWS with 10 m cable		2519921	L	PG14	**428.–**
Level sensor 0–2.5 mWS, with 30 m cable		2519922	L	PG14	**506.–**
Level sensor 0–2.5 mWS, with 50 m cable		2519923	L	PG14	**612.–**
Level sensor 0–10 mWS, with 20 m cable		6033106	L	PG14	**477.–**
Level sensor 0–10 mWS, with 30 m cable		6033107	L	PG14	**487.–**
Level sensor 0–10 mWS, with 50 m cable		6033108	L	PG14	**996.–**
ZSE shock-proof with 5 m cable	ntermediate float switch with shockproof plug/coupling for level-dependent control of single-phase consumers.	6017150	C	PG14	**75.–**
ZSE shock-proof with 10 m cable		6017313	C	PG14	**80.–**
ZSE shock-proof with 20 m cable		6021204	L	PG14	**120.–**
ZSD CEE16 with 5 m cable, 5m	Intermediate float switch with CEE plug/coupling for level-dependent control of three-phase consumers	6023412	A	PG14	**497.–**
ZSD CEE16 with 10 m cable, 10m	Intermediate float switch with CEE plug/coupling for level-dependent control of three-phase consumers	6021206	L	PG14	**532.–**
ZSD CEE16 with 20 m cable, 20m		6021205	L	PG14	**541.–**
ZSD CEE32 with 5 m cable, 5m		6027185	C	PG14	**557.–**
ZSD CEE32 with 10 m cable, 10m		6027184	C	PG14	**577.–**
ZSD CEE 32 A / 7.5 kW, 20m		6001283	L	PG14	**597.–**

= ready for delivery, L = supply availability, C = approx. 2 weeks, K = approx. 4 weeks, A = on request, = please contact Wilo
Subject to change – all prices do not include VAT. Our General Terms of Delivery and Service apply (see www.wilo.com/legal) – valid from 01/01/2019 in Germany.

Electrical accessories – accessories for level control

Type	Description	Art. no.		Price group	
					EUR
Ex-rated cut-off relay (2-circuit)	Ex cut-off relay for the connection of 2 float switches for level control in explosive atmospheres.	2513059	L	PG14	**699.–**
Ex-rated cut-off relay (3-circuit)	Ex cut-off relay for the connection of 3 float switches for level control in explosive atmospheres.	2510698	A	PG14	**881.–**
Ex-rated cut-off relay (4-circuit)	Ex cut-off relay for the connection of 4 float switches for level control in explosive atmospheres.	2510699	K	PG14	**827.–**
Ex-rated cut-off relay (5-circuit)	Ex cut-off relay for the connection of 5 float switches for level control in explosive atmospheres.	2510674	A	PG14	**1 117.–**
Ex-rated cut-off relay XR-42x	Ex cut-off relay for the connection of 2 float switches or 6 electrodes for level control in explosive atmospheres. For installation in switch cabinet	6069164	C	PG14	**263.–**
Cable clamp	For the fixation of a signal transmitter in the sump. The terminal is fixed with a hook to the sump, the cable of the signal transmitter is connected and fixed by the weight of the signal transmitter.	2519927	L	PG14	**21.–**
Zener barrier	Breakdown barrier (Zener barrier) for the connection of one level sensor in an explosive atmosphere.	2541372	L	PG14	**268.–**
CEE motor protection plug 1,2...1,8 A	CEE phase inverter plug with indication of the direction of rotation and thermal motor protection Connection for a float switch. With On/Off switch for “manual/automatic mode”	2525864	C	PG14	**358.–**
CEE motor protection plug 1,8...2,6 A		2525865	L	PG14	**348.–**
CEE motor protection plug 2,6...3,7 A		2017211	C	PG14	**363.–**
CEE motor protection plug 3,7...5,5 A		2017212	C	PG14	**363.–**
CEE motor protection plug 5,5...8,0 A		2017213	C	PG14	**378.–**
CEE motor protection plug 8,0...11,5 A		2017214	C	PG14	**363.–**
CEE motor protection plug incl. WSK/DI 3,7...5,5 A	CEE phase inverter plug with indication of the direction of rotation and thermal motor protection Connections for a float switch as well as leakage detection and winding temperature monitoring. With On/Off switch for “manual/automatic mode”	2515561	C	PG14	**461.–**
CEE motor protection plug incl. WSK/DI 5,5...8,0 A	CEE phase inverter plug with indication of the direction of rotation and thermal motor protection Connections for a float switch as well as leakage detection and winding temperature monitoring. With On/Off switch for “manual/automatic mode”	2515562	C	PG14	**464.–**
CEE motor protection plug incl. WSK/DI 8,0...11,5 A		2515563	K	PG14	**461.–**

Electrical accessories – motor protection

Type	Description	Art. no.		Price group	
					EUR
CEE motor protection plug 1,2...1,8 A	CEE phase inverter plug with indication of the direction of rotation and thermal motor protection Connection for a float switch. With On/Off switch for “manual/automatic mode”	2525864	C	PG14	**358.–**
CEE motor protection plug 1,8...2,6 A		2525865	L	PG14	**348.–**
CEE motor protection plug 2,6...3,7 A		2017211	C	PG14	**363.–**
CEE motor protection plug 3,7...5,5 A		2017212	C	PG14	**363.–**
CEE motor protection plug 5,5...8,0 A		2017213	C	PG14	**378.–**
CEE motor protection plug 8,0...11,5 A		2017214	C	PG14	**363.–**
CEE motor protection plug incl. WSK/DI 3,7...5,5 A	CEE phase inverter plug with indication of the direction of rotation and thermal motor protection Connections for a float switch as well as leakage detection and winding temperature monitoring. With On/Off switch for “manual/automatic mode”	2515561	C	PG14	**461.–**

= ready for delivery, L = supply availability, C = approx. 2 weeks, K = approx. 4 weeks, A = on request, = please contact Wilo
Subject to change – all prices do not include VAT. Our General Terms of Delivery and Service apply (see www.wilo.com/legal) – valid from 01/01/2019 in Germany.

Electrical accessories – motor protection

Type	Description	Art. no.		Price group	
					EUR
CEE motor protection plug incl. WSK/DI 5,5...8,0 A	CEE phase inverter plug with indication of the direction of rotation and thermal motor protection Connections for a float switch as well as leakage detection and winding temperature monitoring. With On/Off switch for “manual/automatic mode”	2515562	C	PG14	**464.–**
CEE motor protection plug incl. WSK/DI 8,0...11,5 A	CEE phase inverter plug with indication of the direction of rotation and thermal motor protection Connections for a float switch as well as leakage detection and winding temperature monitoring. With On/Off switch for “manual/automatic mode”	2515563	K	PG14	**461.–**

Electrical accessories – alarm control

Type	Description	Art. no.		Price group	
					EUR
Small alarm switchgear KAS	Network-independent small alarm switchgear in ISO plug housing with shock-proof plug, acoustic alarm signal and attached electrode with 3 m cable for level measurement.	501534094	L	PG14	**343.–**
AlarmControl 1	Network-independent alarm system with shock-proof plug, acoustic alarm signal and attached mini-floater switch with 3 m cable for level measurement.	2522846	L	PG14	**134.–**
AlarmControl 2	Network-independent alarm system with shock-proof adapter plug for the direct connection of a consumer, acoustic alarm signal and attached mini-floater switch with 3 m cable for level measurement.	2522847	L	PG14	**166.–**
DrainAlarm 2	Network-independent alarm switchgear with optical and acoustic alarm signal and with a connection for one float switch.	2545133	L	PG14	**399.–**
DrainAlarm GSM	Network-independent alarm switchgear with optical, acoustic and wireless (per GSM) alarm signal and with a connection for one float switch.	2542911	L	PG14	**1 077.–**
Flash light 230V AC	Optical alarm signal for connection to a switchgear. Suitable for outside installation.	2510429	L	PG14	**136.–**
Signal horn 230V AC	Acoustic alarm signal (88 dBA) for connection to a switchgear. Suitable for outside installation.	501459398	L	PG14	**81.–**

Electrical accessories – cables

Type	Description	Art. no.		Price group	
					EUR
Cable distribution cabinet two parts, size 1	Zweiteiliger Kabelverteilerschrank für die Außenaufstellung (Schutzart IP 44) aus glasfaserverstärktem Polyester, inkl. Montageplatte.	2523674	C	PG14	**1 790.–**
Cable distribution cabinet two parts, size 00	Two-part cable distribution cabinet for outdoor installation, (protection IP 44), made of fibreglass-reinforced polyester, including mounting plate.	2523672	C	PG14	**1 138.–**
Cable distribution cabinet two parts, size 2	Zweiteiliger Kabelverteilerschrank für die Außenaufstellung (Schutzart IP 44) aus glasfaserverstärktem Polyester, inkl. Montageplatte.	2523675	C	PG14	**2 474.–**
Cable distribution cabinet one part, size 00	One-part cable distribution cabinet for outdoor installation, (protection IP 34D), made of fibreglass-reinforced polyester, including mounting plate.	2523791	K	PG14	**988.–**
Cable distribution cabinet two parts, size 0	Two-part cable distribution cabinet for outdoor installation, (protection IP 44), made of fibreglass-reinforced polyester, including mounting plate.	2523673	L	PG14	**1 164.–**
Cable distribution cabinet one part, size 00, including MS-L 1x4kW	Including Easy Control MS-L 1x4kW single-pump switchgear, distribution board, heating and flashing light.	2533127	K	PG14	**3 181.–**

= ready for delivery, L = supply availability, C = approx. 2 weeks, K = approx. 4 weeks, A = on request, = please contact Wilo
Subject to change – all prices do not include VAT. Our General Terms of Delivery and Service apply (see www.wilo.com/legal) – valid from 01/01/2019 in Germany.

Mechanical accessories – valves

Type	Description	Art. no.		Price group	
					EUR
Non-return valve Rp 1¼	made of plastic, with female thread	501533696	L	PG14	**85.–**
Non-return valve Rp 1½	made of EN-GJL-250, with female thread	4027330	L	PG14	**143.–**
Non-return valve G 2		4027331	L	PG14	**176.–**
Non-return valve G 2½		4019225	L	PG14	**242.–**
Non-return valve DN 50	made of EN-GJL-250, according to DIN EN 12050-4, including 1 set mounting accessories	2017166	L	PG14	**251.–**
Non-return valve DN 65		2017167	L	PG14	**288.–**
Non-return valve DN 80		2017168	L	PG14	**323.–**
Non-return valve DN 100		2017169	L	PG14	**387.–**
Non-return valve DN 150		2017170	L	PG14	**833.–**
Shut-off ball cock Rp 1½	made of brass, nickel-plated, with female thread	4027337	L	PG14	**60.–**
Shut-off ball cock Rp 2		4027338	L	PG14	**81.–**
Shut-off ball cock Rp 2½		4019227	C	PG14	**171.–**
Gate valve DN 50	made of EN-GJL-250, including 1 set mounting accessories	2017160	L	PG14	**178.–**
Gate valve DN 65		2017161	L	PG14	**211.–**
Gate valve DN 80		2017162	L	PG14	**292.–**
Gate valve DN 100		2017163	L	PG14	**344.–**
Gate valve DN 150		2017164	L	PG14	**570.–**
Gate valve Rp 1½	made of red brass, with female thread	2525187	L	PG14	**62.–**
Gate valve Rp 2	made of red brass, with female thread	2525188	C	PG14	**88.–**
Gate valve DN 100	Made out of PVC, with solid pipe ends DN 100	2529808	L	PG14	**444.–**
Gate valve DN 150	made out of PVC, with solid pipe ends DN 150	2529809	L	PG14	**779.–**

Mechanical accessories – hose connections

Type	Description	Art. no.		Price group	
					EUR
Fixed coupling Geka/R 1½	made of brass, with male thread	2018100	L	PG14	**19.–**
Fixed coupling Storz C/G 2	made of aluminium, Storz C connection, with male thread	2018102	L	PG14	**21.–**
Fixed coupling Storz C/G 2½	made of aluminium, Storz C connection, with male thread	2015234	L	PG14	**31.–**
Fixed coupling Storz 90 mm/G 3	made of aluminium, Storz 90 connection, with female thread	2017203	C	PG14	**69.–**
Fixed coupling Storz A/G 4	made of aluminium, Storz A connection, with female thread	2016161	C	PG14	**69.–**
Fixed coupling Storz 90 mm/G 2½	made of aluminium, Storz 90 connection, with male thread	6003069	L	PG14	**20.–**
Hose coupling Geka/Ø 40 mm	Made of brass, with hose connector Ø 40 mm, including hose clip	2018101	L	PG14	**17.–**
Hose coupling Storz C/Ø 52 mm	made of aluminium, with hose nozzle Ø 52 mm	2015235	C	PG14	**24.–**
Hose coupling Storz A/Ø 110 mm	made of aluminium, with hose nozzle Ø 110 mm, incl. hose clip	2004675	C	PG14	**69.–**
Hose coupling Storz 90/Ø 90 mm	made of aluminium, with hose nozzle Ø 90 mm, incl. hose clip	2017204	C	PG14	**69.–**
Hose nozzle Ø 60 mm/G 2	with male thread made of plastic, incl. hose clip	4027334	C	PG14	**35.–**
Hose nozzle Ø 40 mm/Rp 1½	with female thread, incl. hose clip	2083109	C	PG14	**54.–**
Hose nozzle Ø 50 mm/R 2	with male thread, incl. hose clip	2083111	C	PG14	**57.–**
Hose nozzle Ø 90 mm/R 3	with male thread, incl. hose clip	2083112	C	PG14	**157.–**
Hose nozzle Ø 70 mm/G 2½	with male thread made of brass, incl. hose clip	4015210	C	PG14	**114.–**
Hose nozzle Ø 40 mm/R 1½	with male thread made of plastic, incl. hose clip	4027335	L	PG14	**35.–**

= ready for delivery, L = supply availability, C = approx. 2 weeks, K = approx. 4 weeks, A = on request, = please contact Wilo
Subject to change – all prices do not include VAT. Our General Terms of Delivery and Service apply (see www.wilo.com/legal) – valid from 01/01/2019 in Germany.

Mechanical accessories – hose connections

Type	Description	Art. no.		Price group	
					EUR
Fixed coupling set Storz B/ DN 80	with 90° pipe elbow and flange connection; pipe elbow made of EN-GJL-250, Storz coupling made of aluminium, incl. 1 set of mounting accessories	6031385	L	PG14	**237.–**
Fixed coupling set Storz A/ DN 100		6031672	L	PG14	**317.–**
Fixed coupling set Storz C/G 2		6021799	L	PG14	**51.–**
Fixed coupling set Storz C/ DN 50		6031671	L	PG14	**180.–**
Fixed coupling set Storz F/ DN 150		6040247	K	PG14	**862.–**
Synthetic pressure hose 3 m, Ø 42 mm	Inside Ø 42 mm, PN 6, including hose clip	2027641	K	PG14	**40.–**
Synthetic pressure hose 5 m, Ø 42 mm	Inside Ø 42 mm, PN 6, including hose clip	2027642	L	PG14	**68.–**
Synthetic pressure hose 15 m, Ø 42 mm	Inside Ø 42 mm, PN 6, including hose clip	2027643	K	PG14	**125.–**
Synthetic pressure hose 10 m, Ø 52 mm	Inside Ø 52 mm, PN 8, including hose clip	2017192	A	PG14	**166.–**
Synthetic pressure hose 3 m, Ø 60 mm	Inside Ø 60 mm, PN 6, including hose clip	2027644	A	PG14	**106.–**
Synthetic pressure hose 5 m, Ø 60 mm	Inside Ø 60 mm, PN 6, including hose clip	2027645	A	PG14	**159.–**
Synthetic pressure hose 15 m, Ø 60 mm	Inside Ø 60 mm, PN 6, including hose clip	2027646	A	PG14	**208.–**
Synthetic pressure hose 10 m, Ø 60 mm	Inside Ø 60 mm, PN 6, including hose clip	2018106	A	PG14	**296.–**
Synthetic pressure hose 10 m, Ø 70 mm	Inside Ø 70 mm, PN 8, including hose clip	2014151	C	PG14	**176.–**
Synthetic pressure hose 10 m, Ø 90 mm	Inside Ø 90 mm, PN 8, including 2 hose clips	2017152	A	PG14	**211.–**
Synthetic pressure hose 20 m, Ø 90 mm	Inside Ø 90 mm, PN 8, including 2 hose clips	2017193	C	PG14	**399.–**
Synthetic pressure hose 30 m, Ø 90 mm	Inside Ø 90 mm, PN 8, including 2 hose clips	2017194	A	PG14	**554.–**
Synthetic pressure hose 10 m, Ø 110 mm	Inside Ø 110 mm, PN 8, including 2 hose clips	2017196	A	PG14	**236.–**
Synthetic pressure hose 20 m, Ø 110 mm	Inside Ø 110 mm, PN 8, including 2 hose clips	2017197	A	PG14	**472.–**
Synthetic pressure hose 30 m, Ø 110 mm	Inside Ø 110 mm, PN 8, including 2 hose clips	2017198	A	PG14	**708.–**
Plastic spiral hose 5 m, with Storz C	Inside Ø 52 mm, including coupling, 4.5/13.5 bar	6022269	L	PG14	**298.–**
Plastic spiral hose 10 m, with Storz C	Inside Ø 52 mm, including coupling, 4.5/13.5 bar	6022270	L	PG14	**481.–**
Plastic spiral hose 20 m, with Storz C	Inside Ø 52 mm, including coupling, 4.5/13.5 bar	6022271	L	PG14	**674.–**
Plastic spiral hose 5 m, with Storz B	Inside Ø 75 mm, including coupling, 3.5/10.5 bar	6022272	C	PG14	**172.–**
Plastic spiral hose 10 m, with Storz B	Inside Ø 75 mm, including coupling, 3.5/10.5 bar	6035187	C	PG14	**256.–**
Plastic spiral hose 20 m, with Storz B	Inside Ø 75 mm, including coupling, 3.5/10.5 bar	6022274	A	PG14	**503.–**
Plastic spiral hose 5 m, with Storz A	Inside Ø 102 mm, including coupling, 3.0/9.0 bar	6022275	C	PG14	**277.–**
Plastic spiral hose 10 m, with Storz A	Inside Ø 102 mm, including coupling, 3.0/9.0 bar	6022276	A	PG14	**455.–**

= ready for delivery, L = supply availability, C = approx. 2 weeks, K = approx. 4 weeks, A = on request, = please contact Wilo
Subject to change – all prices do not include VAT. Our General Terms of Delivery and Service apply (see www.wilo.com/legal) – valid from 01/01/2019 in Germany.

Mechanical accessories – hose connections

Type	Description	Art. no.		Price group	
			🚚		EUR
Plastic spiral hose 20 m, with Storz A	Inside Ø 102 mm, including coupling, 3.0/9.0 bar	6022277	C	PG14	**809.–**
Plastic spiral hose 5 m, with Storz F	Inside Ø 150 mm, including coupling, 1.8/5.5 bar	6022278	K	PG14	**952.–**
Pressure hose / Storz F	Inside Ø 150 mm, including coupling, 8/– bar	6044660	K	PG14	**1 551.–**
Synthetic fibre pressure hose 5 m, with Storz C	Inside Ø 52 mm, including coupling, 12/40 bar	6003651	C	PG14	**52.–**
Synthetic fibre pressure hose 20 m, with Storz B	Inside Ø 75 mm, including coupling, 12/40 bar	6003050	A	PG14	**198.–**
Synthetic fibre pressure hose 20 m, with Storz C	Inside Ø 52 mm, including coupling, 12/40 bar	6003649	L	PG14	**113.–**
Synthetic fibre pressure hose 5 m, with Storz B	Inside Ø 75 mm, including coupling, 12/40 bar	6003052	L	PG14	**86.–**
Synthetic fibre pressure hose 10 m, with Storz B	Inside Ø 75 mm, including coupling, 12/40 bar	6003051	A	PG14	**112.–**
Synthetic fibre pressure hose 10 m, with Storz C	Inside Ø 52 mm, including coupling, 12/40 bar	6003650	L	PG14	**76.–**
Synthetic fibre pressure hose 20 m, with Storz A	Inside Ø 102 mm, including coupling, 8/20 bar	6022393	L	PG14	**328.–**
Synthetic fibre pressure hose 10 m, with Storz A	Inside Ø 102 mm, including coupling, 8/20 bar	6022392	K	PG14	**317.–**
Synthetic fibre pressure hose 5 m, with Storz A	Inside Ø 102 mm, including coupling, 8/20 bar	6022391	K	PG14	**162.–**
Plastic pressure hose 10 m, with Storz F	Inside Ø 150 mm, including coupling, 6/15 bar	6003648	A	PG14	**553.–**
Plastic pressure hose 20 m, with Storz F	Inside Ø 150 mm, including coupling, 6/15 bar	6003647	A	PG14	**838.–**

Mechanical accessories – setup/installation

Type	Description	Art. no.		Price group	
			🚚		EUR
Lifting chain kit PCS-LU, stainless steel, 200 kg, 1 m	Lifting chain for raising and lowering pumps; incl. 1 shackle.	**6084895**	A	PG14	**77.–**
Lifting chain kit PCS-LU, stainless steel, 200 kg, 3 m	Lifting chain for raising and lowering pumps; incl. 1 shackle; with connecting links each metre for suspension.	**6084894**	A	PG14	**172.–**
Lifting chain kit PCS-LU, stainless steel, 200 kg, 6 m	Lifting chain for raising and lowering pumps; incl. 1 shackle; with connecting links each metre for suspension.	**6084893**	A	PG14	**233.–**
Chain set PCS-CE, galvanised steel, 400 kg, 3 m	Sling chain for raising, lowering and transporting pumps; incl. 2 shackles; without connecting links for suspension.	6063139	L	PG14	**95.–**
Chain set PCS-CE, galvanised steel, 400 kg, 5 m	As chain sling with 2 shackles in galvanised steel. Bearing capacity: 400 kg	6063140	L	PG14	**144.–**
Chain set PCS-CE, galvanised steel, 400 kg, 6 m	Sling chain for raising, lowering and transporting pumps; incl. 2 shackles; with connecting links for suspension.	6063141	L	PG14	**164.–**
Chain set PCS-CE, galvanised steel, 400 kg, 10 m	As chain sling with 2 shackles in galvanised steel. Bearing capacity: 400 kg	6063142	L	PG14	**268.–**
Chain set PCS-CE, galvanised steel, 800 kg, 3 m	Sling chain for raising, lowering and transporting pumps; incl. 2 shackles; without connecting links for suspension.	6063147	K	PG14	**181.–**
Chain set PCS-CE, galvanised steel, 800 kg, 5 m		6063148	L	PG14	**287.–**
Chain set PCS-CE, galvanised steel, 800 kg, 6 m		6063149	L	PG14	**341.–**
Chain set PCS-CE, galvanised steel, 800 kg, 10 m		6063150	L	PG14	**490.–**

🚚 = ready for delivery, L = supply availability, C = approx. 2 weeks, K = approx. 4 weeks, A = on request, 📞 = please contact Wilo
Subject to change – all prices do not include VAT. Our General Terms of Delivery and Service apply (see www.wilo.com/legal) – valid from 01/01/2019 in Germany.

Mechanical accessories – setup/installation					
Type	**Description**	**Art. no.**		**Price group**	
					EUR
Chain set PCS-CE, galvanised steel, 2000 kg, 10 m	Sling chain for raising, lowering and transporting pumps; incl. 2 shackles; with connecting links for suspension.	6063152	C	PG14	**831.–**
Chain set PCS-CE, galvanised steel, 5000 kg, 10 m		6063154	K	PG14	**1 743.–**
Chain set PCS-CE, galvanised steel, 7000 kg, 10 m		6063156	K	PG14	**2 336.–**
Chain set PCS-CE, galvanised steel, 9000 kg, 10 m		6063518	K	PG14	**2 830.–**
Chain set PCS-CE, stainless steel, 400 kg, 3 m		6063135	L	PG14	**282.–**
Chain set PCS-CE, stainless steel, 400 kg, 5 m	As chain sling with 2 shackles in 1.4401 stainless steel. Bearing capacity: 400 kg	6063136	L	PG14	**397.–**
Chain set PCS-CE, stainless steel, 400 kg, 6 m	Sling chain for raising, lowering and transporting pumps; incl. 2 shackles; with connecting links each metre for suspension.	6063137	L	PG14	**411.–**
Chain set PCS-CE, stainless steel, 400 kg, 10 m	As chain sling with 2 shackles in 1.4401 stainless steel. Bearing capacity: 400 kg	6063138	L	PG14	**626.–**
Chain set PCS-CE, stainless steel, 800 kg, 3 m	Sling chain for raising, lowering and transporting pumps; incl. 2 shackles; without connecting links for suspension.	6063143	K	PG14	**395.–**
Chain set PCS-CE, stainless steel, 800 kg, 5 m	Sling chain for raising, lowering and transporting pumps; incl. 2 shackles; with connecting links each metre for suspension.	6063144	L	PG14	**585.–**
Chain set PCS-CE, stainless steel, 800 kg, 6 m	Sling chain for raising, lowering and transporting pumps; incl. 2 shackles; with connecting links each metre for suspension.	6063145	L	PG14	**678.–**
Chain set PCS-CE, stainless steel, 800 kg, 10 m		6063146	L	PG14	**993.–**
Chain set PCS-CE, stainless steel, 2000 kg, 10 m		6063151	C	PG14	**2 719.–**
Chain set PCS-CE, stainless steel, 5000 kg, 10 m		6063153	K	PG14	**6 692.–**
Chain set PCS-CE, stainless steel, 7000 kg, 10 m		6063155	K	PG14	**8 930.–**
Floor supporting foot TP 80/100, Made of stainless steel (AISI 304), including fixation material	Made of stainless steel (AISI 304), including fixation material	2004672	A	PG14	**425.–**
Floor supporting foot MTC 32F39, Made of steel (S235JR), lacquered, including fixation material	Made of steel (S235JR), lacquered, including fixation material	2098295	L	PG14	**171.–**
Floor supporting foot MTC 32F49, MTC 32F55, Made of steel (S235JR), lacquered, including fixation material	Made of steel (S235JR), lacquered, including fixation material	2098296	L	PG14	**618.–**
Baseplate TP 65, Made of steel, galvanized, comprising 1 baseplate and fixation material	Made of steel, galvanized, comprising 1 baseplate and fixation material	4015206	C	PG14	**95.–**
Floor supporting foot DN 50/65, Made of steel (S235JR), powder coated, including fixation material	Made of steel (S235JR), powder coated, including fixation material	6064666	L	PG14	**145.–**
Floor supporting foot DN 80/100, Made of steel (S235JR), powder-coated, including fixation material	Made of steel (S235JR), powder-coated, including fixation material	6065949	L	PG14	**211.–**

= ready for delivery, L = supply availability, C = approx. 2 weeks, K = approx. 4 weeks, A = on request, = please contact Wilo
Subject to change – all prices do not include VAT. Our General Terms of Delivery and Service apply (see www.wilo.com/legal) – valid from 01/01/2019 in Germany.

Mechanical accessories – setup/installation					
Type	**Description**	**Art. no.**		**Price group**	
			🚚		EUR
Floor supporting foot DN 80/100, Made of stainless steel (1.4571), including fixation material	Made of stainless steel (1.4571), including fixation material	6065953	C	PG14	**697.–**
Floor supporting foot DN 40, Made of steel (S235JR), powder-coated, including fixation material	Made of steel (S235JR), powder-coated, including fixation material	6069669	L	PG14	**85.–**
Suspension unit DN 40/50	Made of EN-GJL-250, painted, with free passage in DN 40, foot elbow including pump holder, profile joint, installation and floor fixation accessories and double-pipe guide pipe bracket (26.9x2 mm) without guide pipes.	2057179	L	PG14	**354.–**
Suspension unit Rp 1½	Made of EN-GJL-250, painted, with free passage in DN 32, foot elbow including pump holder, profile joint, installation and floor fixation accessories and single-pipe guide pipe bracket (26.9x2 mm) without guide pipe.	2082630	L	PG14	**462.–**
Suspension unit DN50/2RK	For 2-pipe guide of EN-GJL-250, cataphoretic-coated, with free passage in DN 50, coupling base with 90° pipe elbow, including coupling connection, guide pipe bracket of stainless steel for pump chamber fixation, profile joint and mounting accessories; two guide pipes (26.9 x 2 mm) are to be provided by the customer!	6070146	L	PG14	**282.–**
Suspension unit DN65/2RK	For 2-pipe guide of EN-GJL-250, cataphoretic-coated, with free passage in DN 65, coupling base with 90° pipe elbow, including coupling connection, guide pipe bracket of stainless steel for pump chamber fixation, profile joint and mounting accessories; two guide pipes (26.9 x 2 mm) are to be provided by the customer!	6070150	L	PG14	**308.–**
Suspension unit TP 80	Made of EN-GJL-250, painted, with free passage in DN 80, foot elbow including pump holder, profile joint, installation and floor fixation accessories and double-pipe guide pipe bracket (42.4x3.25 mm) without guide pipes.	2029039	L	PG14	**474.–**
Suspension unit TP 100	Made of EN-GJL-250, painted, with free passage in DN 100, foot elbow including pump holder, profile joint, installation and floor fixation accessories and double-pipe guide pipe bracket (48.3x3.25 mm) without guide pipes.	2029040	L	PG14	**535.–**
EHV DN100S/2RK	For 2-pipe guide of EN-GJL-250, cataphoretic-coated, with free passage in DN 100, coupling base with 90° pipe elbow, including coupling connection, guide pipe bracket of stainless steel for pump chamber fixation, profile joint and mounting accessories; two guide pipes (26.9 x 2 mm) are to be provided by the customer!	6082336	L	PG14	**442.–**
Suspension unit DN 150L/2RK	Made of EN-GJL-250, painted, with free passage in DN 150, foot elbow including pump holder, profile joint, installation and floor fixation accessories and double-pipe guide pipe bracket (42.4x2 mm) without guide pipes.	6036890	L	PG14	**914.–**
Guide pipe bracket DN 50 for GG pipe	for 2-pipe guide, of stainless steel, for pipe attachment on a cast-iron pipe, including mounting accessories	6066851	A	PG14	**76.–**
Guide pipe bracket DN 50 for ST pipe	for 2-pipe guide, of stainless steel, for pipe attachment on a steel pipe, including mounting accessories	6061084	A	PG14	**76.–**
Bracket for guide pipe extension DN 50 for GG pipe	for 2-pipe guide, of stainless steel, for pipe attachment on a cast-iron pipe, including mounting accessories	6066852	A	PG14	**90.–**
Bracket for guide pipe extension DN 50 for ST pipe	for 2-pipe guide, of stainless steel, for pipe attachment on a steel pipe, including mounting accessories	6066846	A	PG14	**90.–**
Guide pipe bracket DN 65 for GG pipe	for 2-pipe guide, of stainless steel, for pipe attachment on a cast-iron pipe, including mounting accessories	6066847	A	PG14	**91.–**
Guide pipe bracket DN 65 for ST pipe	for 2-pipe guide, of stainless steel, for pipe attachment on a steel pipe, including mounting accessories	6066848	A	PG14	**91.–**
Bracket for guide pipe extension DN 65 for GG pipe	for 2-pipe guide, of stainless steel, for pipe attachment on a cast-iron pipe, including mounting accessories	6066849	A	PG14	**110.–**
Bracket for guide pipe extension DN 65 for ST pipe	for 2-pipe guide, of stainless steel, for pipe attachment on a steel pipe, including mounting accessories	6066850	A	PG14	**110.–**
Mounting accessories TP 100	For one flange connection, with screws, nuts and flat gasket	2017176	L	PG14	**26.–**

🚚 = ready for delivery, L = supply availability, C = approx. 2 weeks, K = approx. 4 weeks, A = on request, 📞 = please contact Wilo
Subject to change – all prices do not include VAT. Our General Terms of Delivery and Service apply (see www.wilo.com/legal) – valid from 01/01/2019 in Germany.

Mechanical accessories – setup/installation

Type	Description	Art. no.		Price group	
					EUR
Mounting accessories DN 150	For one flange connection, with screws, nuts and flat gasket	2390488	L	PG14	**35.–**
Mounting accessories TP 80	For one flange connection, with screws, nuts and flat gasket	2012067	L	PG14	**24.–**
Mounting accessories DN 40/50/65, PN 10	For one flange connection, with screws, nuts and flat gasket	6076963	L	PG14	**24.–**
Mounting accessories DN 80/100, PN 10	For one flange connection, with screws, nuts and flat gasket	6077521	L	PG14	**26.–**
Mounting accessories DN 150, PN 10	For one flange connection, with screws, nuts and flat gasket	6077523	L	PG14	**33.–**
Diaphragm hand pump	Connection on both sides, female thread Rp 1½	2060166	L	PG14	**297.–**
Suspension unit DN 80/2RK	Made of EN-GJL-250, painted, with free passage in DN 80, foot elbow including pump holder, profile joint, installation and floor fixation accessories and double-pipe guide pipe bracket (42.4x2 mm) without guide pipes.	6082333	A	PG14	**308.–**

Mechanical accessories – pipe connections

Type	Description	Art. no.		Price group	
					EUR
Compensator DN 80	Made of steel, galvanized / neoprene, length 130 mm, including mounting accessories	2017189	A	PG14	**227.–**
Compensator DN 100	Made of steel, galvanized / neoprene, length 135 mm, including mounting accessories	2017190	A	PG14	**235.–**
Flange connectors DN 150	Made of PUR, with hose, hose clips and mounting accessories	2511598	L	PG14	**212.–**
Flange connectors DN 100	Made of PUR, with hose, hose clips and mounting accessories	2511597	L	PG14	**191.–**
Flange connectors DN 80	Made of PUR, with hose, hose clips and mounting accessories	2511595	L	PG14	**184.–**
90° pipe elbow DN 50	Made of EN-GJS-400-15, with 2 flanges, including 1 set of mounting accessories	2018053	L	PG14	**179.–**
90° pipe elbow DN 80	Made of EN-GJS-400-15, with 2 flanges, including 1 set of mounting accessories	2012064	L	PG14	**197.–**
90° pipe elbow DN 100	Made of EN-GJS-400-15, with 2 flanges, including 1 set of mounting accessories	2004669	L	PG14	**237.–**
90° pipe elbow DN 65	Made of EN-GJS-400-15, with 2 flanges, including 1 set of mounting accessories	2017183	L	PG14	**182.–**
90° pipe elbow DN 150	Made of EN-GJS-400-15, with 2 flanges, including 1 set of mounting accessories	2017186	L	PG14	**455.–**
90° pipe elbow G 1½	Made of steel, galvanized with female/male thread G 1½ / R 1½	2083117	L	PG14	**51.–**
90° pipe elbow G 2	Made of steel, galvanized with female/male thread G 2 / R 2	2083118	C	PG14	**62.–**
90° pipe elbow G 3	Made of steel, galvanized with female/male thread G 3 / R 3	2083119	C	PG14	**196.–**
90° pipe elbow G 1¼	Made of EN-GJMW-400-5, with female/male thread G 1¼ / R 1¼	2057400	L	PG14	**42.–**
90° pipe elbow DN 40/G 1½	made of EN-GJMW-400-5, with threaded flange G 1½ /R 1½ and flange connection on the pump side, including 1 set of mounting accessories	2057401	L	PG14	**96.–**
90° pipe elbow G 2½	Made of steel, galvanized with female/male thread G 2½ / R 2½	4015212	L	PG14	**95.–**
90° pipe elbow DN 65/70 mm	Made of EN-GJL-250, with hose connector Ø 70 mm, flange on pump side, including 1 set of mounting accessories	4027346	L	PG14	**85.–**
90° pipe elbow DN 80/90 mm	Made of stainless steel, with hose connector Ø 90 mm and male thread G 3, flange on pump side, including 1 set of mounting accessories	2017207	A	PG14	**533.–**
90° pipe elbow DN 100/110 mm	Made of stainless steel, with hose connector Ø 110 mm and male thread G 4, flange on pump side, including 1 set of mounting accessories	2017184	A	PG14	**669.–**
90° pipe elbow DN 50/60 mm	Made of PVC, with hose connector Ø 60 mm, flange on pump side, including 1 set of mounting accessories	4027344	L	PG14	**93.–**

= ready for delivery, L = supply availability, C = approx. 2 weeks, K = approx. 4 weeks, A = on request, = please contact Wilo
Subject to change – all prices do not include VAT. Our General Terms of Delivery and Service apply (see www.wilo.com/legal) – valid from 01/01/2019 in Germany.

Mechanical accessories – pipe connections					
Type	**Description**	**Art. no.**		**Price group**	
			🚚		EUR
Y-piece DN 65	Made of steel, galvanized, flange PN 10/16 according to DIN 2501 with 2 sets of mounting accessories	2017178	L	PG14	**464.–**
Y-piece DN 50	Made of steel, galvanized, flange PN 10/16 according to DIN 2501 with 2 sets of mounting accessories	2019042	L	PG14	**399.–**
Y-piece DN 100	Made of steel, galvanized, flange PN 10/16 according to DIN 2501 with 2 sets of mounting accessories	2017180	L	PG14	**852.–**
Y-piece DN 80	Made of steel, galvanized, flange PN 10/16 according to DIN 2501 with 2 sets of mounting accessories	2017179	L	PG14	**714.–**
Y-piece DN 150	Made of steel, galvanized, flange PN 10/16 according to DIN 2501 with 2 sets of mounting accessories	2017181	L	PG14	**1 267.–**

🚚 = ready for delivery, L = supply availability, C = approx. 2 weeks, K = approx. 4 weeks, A = on request, 📞 = please contact Wilo
Subject to change – all prices do not include VAT. Our General Terms of Delivery and Service apply (see www.wilo.com/legal) – valid from 01/01/2019 in Germany.



Your complete and convenient unit checkup. You get maximum operational safety and cost certainty with WiloCare. A complete package that provides you monthly reports on the current unit status, energy consumption, optimisation options and the upcoming maintenance interval. At a fixed monthly price. This means maximum convenience for you. Individually selectable in the versions **Basic, Comfort** and **Premium.**

The advantages to you

- → **Wide-ranging unit check:** Your Wilo technician regularly determines the current status and the required unit optimisations.Depending on the scope of service of the selected packet.
- → **Monthly status report:**We document the status of your unit continuously, inform you and demonstrate the optimisation measures at regular interval.
- → **Regular maintenance and repair measures** for early rectification of errors and faults.
- → **More cost control and transparency** through suitable and individual WiloCare packet.

WiloCare			
Services	**Basic**	**Comfort**	**Premium**
Communication electronics	•	•	•
Monthly status report	•	•	•
Monthly flat rate	•	•	•
24 hours accessible toll-free emergency number	•	•	•
Minor repairs included in the monthly flat rate		•	•
Nitrogen fillings for all diaphragm pressure vessel belonging to the pump/system		•	•
Elimination of payroll and travel expenses between maintenance intervals (during normal service hours)		•	•
Consumables included in the monthly flat rate		•	•
Maintenance and repair of the pump/installation		•	•
Includes wearing parts			•
Elimination of payroll and travel expenses between maintenance intervals (outside normal service hours incl. weekends)			•

Prices are to be agreed individually with Service.

Commissioning and function check

by trained Wilo after-sales service technicians within Germany.
The costs for materials that may be necessary are not included in the quoted net prices, which do not include the statutory VAT. The prices apply to correctly installed systems.

On request

Special net prices for commissioning and maintenance/repair of more than one pump or system at one facility as well as commissioning and integration of pumps in building automation BA.

Wilo maintenance contracts			
Services	**Basic**	**Comfort**	**Premium**
No minimum contract period	•	•	•
24 hour telephone emergency service	•	•	•
Toll-free telephone number for contract customers	•	•	•
Flat fee including work time and travel time	•	•	•
Detailed documentation according to check list	•	•	•
Visual inspection of the pump/installation	•	•	•
Function check	•	•	•
Small repairs included in flat fee		•	•
Nitrogen fillings for all diaphragm pressure vessel belonging to the pump/system		•	•
Elimination of payroll and travel expenses between maintenance intervals (during normal service hours)		•	•
Consumables included in the price		•	•
Maintenance and repair of the pump/installation		•	•
Optimisation of the pump/installation		•	•
Software updates			•
Includes wearing parts			•
Elimination of payroll and travel expenses between maintenance intervals (outside normal service hours incl. weekends)			•

Prices for the premium contract package are to be agreed individually with Service.

Price group: PG16

Commissioning		
Type	**Art no.**	
		EUR
Commissioning DEA systems 1–2 pumps	2158804	✆
Commissioning DEA systems 3–6 pumps	2158805	✆
Commissioning FLA system	2158806	✆
Commissioning FLA system DIN14462	2158807	✆
Commissioning sewage treatment system DL S	2158808	✆
Commissioning of sewage treatment system DL M/L	2158809	✆
Commissioning of sewage treatment system DL XL/XXL	2160444	✆
Commissioning RainSystem AF22	2160445	✆
Commissioning RainSystem AF150	2160446	✆
Commissioning RainSystem AF400	2160447	✆
Commissioning sewage pumps DN32–DN65	2160448	✆
Commissioning sewage pumps > DN65	2160449	✆
Commissioning mixer	2160450	✆
Commissioning glandless/glanded pumps	2160451	✆
Commissioning of NORM/SCP pumps	2160452	✆

🚚 = ready for delivery, L = supply availability, C = approx. 2 weeks, K = approx. 4 weeks, A = on request, ✆ = please contact Wilo
Subject to change – all prices do not include VAT. Our General Terms of Delivery and Service apply (see www.wilo.com/legal) – valid from 01/01/2019 in Germany.

Price group: PG16

Maintenance		
Type	**Art no.**	
		EUR
Maintenance BASIC DEA systems 1–2 pumps	2160453	
Maintenance BASIC DEA systems 3–6 pumps	2160454	
Maintenance BASIC sewage treatment system DL S	2160457	
Maintenance BASIC sewage treatment system DL M/L	2160458	
Maintenance BASIC sewage treatment system DL XL/XXL	2160459	
Maintenance BASIC RainSystem AF22	2160460	
Maintenance BASIC RainSystem AF150	2160461	
Maintenance BASIC RainSystem AF400	2160462	
Maintenance BASIC sewage pumps DN32–DN65	2160463	
Maintenance BASIC sewage pumps >DN65	2160464	
Maintenance BASIC mixer	2160465	
Maintenance BASIC glandless/glanded pumps	2160466	

Price group: PG16

Maintenance		
Type	**Art no.**	
		EUR
Maintenance & repair COMFORT DEA systems 1–2 pumps	2160468	
Maintenance & repair COMFORT DEA systems 3–6 pumps	2160469	
Maintenance & repair COMFORT FLA systems	2160470	
Maintenance & repair COMFORT FLA systems DIN14462	2160471	
Maintenance & repair COMFORT sewage treatment system DL S	2160472	
Maintenance & repair COMFORT sewage treatment system DL M/L	2160473	
Maintenance & repair COMFORT sewage treatment system DL XL/XXL	2160474	
Maintenance & repair COMFORT RainSystem AF22	2160475	
Maintenance & repair COMFORT RainSystem AF150	2160476	
Maintenance & repair COMFORT RainSystem AF400	2160477	
Maintenance & repair COMFORT sewage pumps DN32–DN65	2160478	
Maintenance & repair COMFORT sewage pumps >DN65	2160479	
Maintenance & repair COMFORT mixer	2160480	
Maintenance & repair COMFORT glandless/glanded pumps	2160481	

Wilo-Quickfinder
Series A – Z

B

BAC 93

C

CC-HVAC system 166
CCe-HVAC system 169
Comfort-N-Vario COR-1 MVISE...-GE 314
Comfort-N-Vario COR MVISE.../VR 339
Comfort-N CO-/COR-MVIS.../CC 362
Comfort-Vario COR-1 MHIE...-GE 316
Comfort-Vario COR-1 MVIE.../VR 312
Comfort-Vario COR/T-1 Helix VE...-GE 321
Comfort-Vario COR MHIE.../VR 341
Comfort-Vario COR MVIE.../VR 337
Comfort CO-/COR-Helix V.../CC 348
Comfort CO-/COR-MVI.../CC 359
Comfort COR Helix VE.../CCe 334
CronoBloc-BL-E 65
CronoBloc-BL 95
CronoLine-IL-E 57
CronoLine-IL 75
CronoNorm-NLG 118
CronoNorm-NL 102
CronoTwin-DL-E 61
CronoTwin-DL 84

D

DrainLift Box 535
DrainLift M 541
DrainLift S 539
DrainLift WS 1100 568
DrainLift WS 40-50 556
DrainLift WS 40 Basic 554
DrainLift XL 545
DrainLift XXL 547
Drain LPC 447
Drain LP 445
Drain MTC 472
Drain STS 40 479
Drain TC 40 477
Drain TM/TMW/TMR 32 454
Drain TMT/TMC 452
Drain TP 80/TP 100 526
Drain TS/TSW 32 456
Drain TS 40-65 458
Drain VC 450

E

Economy CO-1 Helix V.../CE+ 318
Economy CO-1 MVI.../ER 325
Economy CO-1 MVIS.../ER 327
Economy CO-Helix V.../CE 356
Economy CO-MHI.../ER 366
Economy CO/T-1 Helix V 323
Economy COE-2 TWI 5 240
Economy MHIE 293
Economy MHIL 297
Economy MHI 295
EFC 195
Electronic control 236
EMHIL 235
EMU FA (standard variant) 517
EMU KS 463
EMUport CORE 549

F

FLA-1 368
FLA-2 370
FLA Compact-1 Helix V 372
FLA Compact-2 Helix V 374

H

Helix EXCEL 248
Helix FIRST V 277
Helix VE 252
Helix V 261
Helix X-Care 276
HiDrainlift 3 533
HiMulti 3 C 232
HiMulti 3 H 230
HiMulti 3 228
HiPeri 234
HiSewlift 3 537

J

Jet FWJ 226
Jet HWJ 227
Jet WJ 225

M

Multivert MVIE 284
Multivert MVIL 299
Multivert MVISE 290
Multivert MVIS 291
Multivert MVI 286

P

PB 242
Plavis 011-C 141
Plavis 013-C 142
Plavis 015-C 143
Port 600 560
Port 800 564
PUN 244
PW 243

R

RainSystem AF 150 221
RainSystem AF 400 222
RainSystem AF Basic 219
RainSystem AF Comfort 220
RexaBloc RE 512
Rexa CUT 467
Rexa FIT 489
RexaLift FIT L 543
Rexa PRO 500
Rexa UNI 482

S

SC/SC-FC-HVAC system 176
SCe-HVAC system 174
SCP 120
SiBoost Smart (FC) Helix V 343
SiBoost Smart 1 Helix VE 310
SiBoost Smart Helix EXCEL 329
SiBoost Smart Helix VE 331
SiClean Comfort 145
SiClean 144
SiFire Easy 386
SiFire EN 376
SiFlux 139
Star-RSD 210
Star-RS 208
Star-STG 216
Star-ZD 135
Star-Z NOVA 123
Star-Z 134
Stratos-D 38
Stratos-ZD 131
Stratos-Z 129
Stratos GIGA-D 47
Stratos GIGA B 50
Stratos GIGA 44
Stratos MAXO-D 32
Stratos MAXO-Z 126
Stratos MAXO 28
Stratos PICO-Z 125
Stratos PICO 21
Stratos 35
Sub TWI 10 421
Sub TWI 4 413
Sub TWI 5-SE Plug & Pump 239
Sub TWI 5/TWI 5-SE 237
Sub TWI 6 416

= ready for delivery, L = supply availability, C = approx. 2 weeks, K = approx. 4 weeks, A = on request, = please contact Wilo

Subject to change – all prices do not include VAT. Our General Terms of Delivery and Service apply (see www.wilo.com/legal) – valid from 01/01/2019 in Germany.

Sub TWI 8 ... 419
Sub TWU 3 HS ... 404
Sub TWU 3 Plug & Pump ... 422
Sub TWU 3 ... 403
Sub TWU 4-...-GT ... 408
Sub TWU 4-QC ... 410
Sub TWU 4 Plug & Pump ... 424
Sub TWU 4 ... 406
TOP-RL ... 215
TOP-SD ... 213
TOP-S ... 211
TOP-Z ... 136

V

Varios PICO ... 25
VeroLine-IP-E ... 53
VeroLine-IP-Z ... 138
VeroLine-IPH-O ... 91
VeroLine-IPH-W ... 89
VeroLine-IPL ... 69
VeroNorm NPG ... 119
VeroTwin-DP-E ... 55
VeroTwin-DPL ... 72
VR-HVAC system ... 163

Y

Yonos ECO...-BMS ... 27
Yonos MAXO-D ... 42
Yonos MAXO-Z ... 132
Yonos MAXO ... 40
Yonos PICO-D ... 26
Yonos PICO-STG ... 121
Yonos PICO ... 23

Z

Zeox FIRST ... 301


NOW.
CONNECTED TO THE FUTURE.
UNIQUELY CONNECTED: YOUR ADVANTAGES IN TERMS OF TIME, MONEY AND KNOWLEDGE.
Make the most of digital dynamics: We connect you smartly to your pumps and pump systems. Wilo's solutions provide you with a mobile overview of installation sites, operating conditions and maintenance requirements. You can also adopt different configurations, evaluate systems and even update your operational planning on the move. This allows you to maintain an overview and keep control at all times – any time and anywhere, as if you were on site.
WILO BRINGS THE FUTURE.
Experience the connectivity of tomorrow:
www.wilo.com/future
Pioneering for You
wilo

wilo

Effective – 1 January 2019
Value Added Tax not included.
Subject to change. In appliance of our
General Terms of Delivery and Service
(see www.wilo.com/legal)

2202656/150/1810/EN/ME

WILO SE
Nortkirchenstraße 100
44263 Dortmund
Germany
T +49 231 4102-0
F +49 231 4102-7363
wilo@wilo.com
www.wilo.com

Pioneering for You

More contact details at www.wilo.com